

# Monochromatic disconnection of graphs<sup>1</sup>

Ping Li<sup>1</sup>, Xueliang Li<sup>1,2</sup>

<sup>1</sup>Center for Combinatorics and LPMC, Nankai University  
Tianjin 300071, China

<sup>2</sup>School of Mathematics and Statistics, Qinghai Normal University  
Xining, Qinghai 810008, China  
qdli\_ping@163.com, lxl@nankai.edu.cn

## Abstract

For an edge-colored graph  $G$ , we call an edge-cut  $R$  of  $G$  monochromatic if the edges of  $R$  are colored with a same color. The graph  $G$  is called monochromatically disconnected if any two distinct vertices of  $G$  are separated by a monochromatic edge-cut. The monochromatic disconnection number, denoted by  $md(G)$ , of a connected graph  $G$  is the maximum number of colors that are needed in order to make  $G$  monochromatically disconnected. In this paper, we show that for a connected graph  $G$ ,  $md(G) \leq \lfloor \frac{n+b(G)-1}{2} \rfloor$ , where  $b(G)$  is the number of blocks in  $G$ . We also get the monochromatic disconnection numbers for some special graphs, such as triangular graphs, complete multipartite graphs, chordal graphs, square graphs and line graphs. We characterize the graphs  $G$  with  $md(G) = n - 1$ ,  $n - 2$  and  $n - 3$ , respectively. We also obtain the Nordhaus-Gaddum-type results for  $md(G)$ .

**Keywords:** monochromatic edge-cut, monochromatic disconnection number, Nordhaus-Gaddum-type results.

**AMS subject classification (2010):** 05C15, 05C40, 05C35.

## 1 Introduction

Let  $G$  be a graph and let  $V(G)$ ,  $E(G)$  denote the vertex set and the edge set of  $G$ , respectively. Let  $|G|$  (also  $v(G)$ ) denote the number of vertices of  $G$ . If there is no confusion, we use  $n$  and  $m$  to denote, respectively, the number of vertices and edges of a graph, throughout this paper. For  $v \in V(G)$ , let  $d_G(v)$  denote the degree of  $v$ . We call a vertex  $v$  of  $G$  a  $t$ -degree vertex of  $G$  if  $d_G(v) = t$ . Let  $\delta(G)$  and  $\Delta(G)$  denote the

---

<sup>1</sup>Supported by NSFC No.11871034, 11531011 and NSFQH No.2017-ZJ-790.

minimum and maximum degree of  $G$ , respectively. Sometimes, we also use  $\Delta$  to denote a triangle. We use  $\overline{G}$  to denote the complement graph of  $G$ . Let  $U$  and  $S$  be a vertex set and an edge set of  $G$ , respectively.  $G - U$  is a graph obtained from  $G$  by deleting the vertices of  $U$  together with the edges incident with vertices of  $U$ .  $G - S$  is a graph whose vertex set is  $V(G)$  and edge set is  $E(G) - S$ . Let  $G[U]$  and  $G[S]$  be the vertex-induced and edge-induced subgraphs of  $G$ , respectively, by  $U$  and  $S$ . The distance of  $u, v$  in  $G$  is denoted by  $d_G(u, v)$ . For all other terminology and notation not defined here we follow Bondy and Murty [1].

Throughout this paper, we use  $K_n, K_{n_1, n_2}, P_n, C_n, W_n$ , and  $SW_n$  to denote a complete graph, a complete bipartite graph, a path, a cycle, a wheel and a semi-wheel, respectively. Let  $K_n^-$  be a graph obtained from  $K_n$  by deleting an arbitrary edge.  $K_3$  is also called a *triangle*. We call a cycle  $C$  a  $t$ -cycle if  $|C| = t$ . We use  $[t]$  to denote the set  $\{1, 2, \dots, t\}$  of positive integers.

For a graph  $G$ , let  $\Gamma : E(G) \rightarrow [r]$  be an *edge-coloring* of  $G$  that allows a same color to be assigned to adjacent edges. For an edge  $e$  of  $G$ , we use  $\Gamma(e)$  to denote the color of  $e$ . If  $H$  is a subgraph of  $G$ , we also use  $\Gamma(H)$  to denote the set of colors on edges of  $H$ . Let  $|\Gamma|$  denote the number of colors in  $\Gamma$ . An edge-coloring  $\Gamma$  of  $G$  is *trivial* if  $|\Gamma| = 1$ , otherwise, it is *non-trivial*.

For two vertices  $u$  and  $v$  of  $G$ , a *rainbow  $uv$ -path* is a  $uv$ -path of  $G$  whose edges are colored pairwise differently, and  $G$  is *rainbow connected* if any two distinct vertices of  $G$  are connected by a rainbow path. An edge-coloring  $\Gamma$  of  $G$  is a *rainbow connection coloring* if it makes  $G$  rainbow connected. The *rainbow connection number* of a connected graph  $G$ , denoted by  $rc(G)$ , is the minimum number of colors that are needed in order to make  $G$  rainbow connected. The notion rainbow connection coloring was introduced by Chartrand et al. in [6].

An *edge-cut* of a connected graph  $G$  is an edge set  $F$  such that  $G - F$  is not connected. For an edge-coloring graph  $G$ , we call an edge-cut  $R$  a *rainbow edge-cut* if the edges of  $R$  are colored pairwise differently. For two vertices  $u, v$  of  $G$ , a *rainbow  $uv$ -cut* is a rainbow edge-cut that separates  $u$  and  $v$ . An edge-colored graph  $G$  is *rainbow disconnected* if any two vertices of  $G$  has a rainbow cut separating them. An edge-coloring of  $G$  is a *rainbow disconnection coloring* if it makes  $G$  rainbow disconnected. The *rainbow disconnection number*, denoted by  $rd(G)$ , is the minimum number of colors that are needed in order to make  $G$  rainbow disconnected. The notion rainbow connection coloring was introduced by Chartrand et al. in [5].

Contrary to the concepts for rainbow connection and disconnection, monochromatic versions of these things naturally appear, as the other extremal. For two vertices  $u$  and  $v$  of an edge-colored graph  $G$ , a *monochromatic  $uv$ -path* is a  $uv$ -path of  $G$  whose

edges are colored with the same color, and  $G$  is *monochromatically connected* if any two distinct vertices of  $G$  are connected by a monochromatic path. An edge-coloring  $\Gamma$  of  $G$  is a *monochromatic connection coloring* if it makes  $G$  monochromatically connected. The *monochromatic connection number* of a connected graph  $G$ , denoted by  $mc(G)$ , is the maximum number of colors that are needed in order to make  $G$  monochromatically connected. The notion monochromatic connection coloring was introduced by Caro and Yuster in [4].

As a count part of the rainbow disconnection coloring, we now introduce the notion of monochromatic disconnection coloring of a graph. For an edge-colored graph  $G$ , we call an edge-cut  $M$  a *monochromatic edge-cut* if the edges of  $M$  are colored with a same color. For two vertices  $u, v$  of  $G$ , a *monochromatic  $uv$ -cut* is a monochromatic edge-cut that separates  $u$  and  $v$ . An edge-colored graph  $G$  is *monochromatically disconnected* if any two vertices of  $G$  has a monochromatic cut separating them. An edge-coloring of  $G$  is a *monochromatic disconnection coloring* (*MD-coloring* for short) if it makes  $G$  monochromatically disconnected. The *monochromatic disconnection number*, denoted by  $md(G)$ , is the maximum number of colors that are needed in order to make  $G$  monochromatically disconnected. An *extremal MD-coloring* of  $G$  is an *MD-coloring* that uses  $md(G)$  colors. If  $H$  is a subgraph of  $G$  and  $\Gamma$  is an edge-coloring of  $G$ , we call  $\Gamma$  an edge-coloring *restricted on  $H$* .

Let  $G$  be a graph that may have parallel edges but no loops. By deleting all parallel edges but one of them, we obtain a simple spanning subgraph of  $G$ , and call it the *underling graph* of  $G$ . If there are some parallel edges of an edge  $e = ab$ , then any monochromatic  $ab$ -cut contains  $e$  and its parallel edges. Therefore, the following result is obvious, which means that we only need to think about simple graphs in this paper.

**Proposition 1.1.** *Let  $G'$  be the underling graph of a graph  $G$ . Then  $md(G) = md(G')$ .*

Let  $U$  be a vertex set of  $G$ .  $G/U$  is a graph obtained from  $G$  by identifying  $U$  to a single vertex and then deleting loops. We call  $G/U$  a graph obtained from  $G$  by *contracting  $U$* . The *union* of  $G$  and  $H$  is the graph  $G \cup H$  with vertex set  $V(G) \cup V(H)$  and edge set  $E(G) \cup E(H)$ .

A block is *trivial* if it is a cut-edge. For a graph  $G$ , let  $b(G)$  denote the number of blocks of  $G$ . If  $e = uv$  is an edge of  $G$  with  $d_G(v) = 1$ , we call  $e$  a *pendent edge* of  $G$  and  $v$  a *pendent vertex* of  $G$ .

## 2 Some basic results

Let  $G$  be a graph having at least two blocks. An edge-coloring of  $G$  is an  $MD$ -coloring if and only if it is also an  $MD$ -coloring restricted on each block. Therefore, the following result is obvious.

**Proposition 2.1.** *If  $G$  has  $r$  blocks  $B_1, \dots, B_r$ , then  $md(G) = \sum_{i \in [r]} md(B_i)$ .*

**Proposition 2.2.** *The following results hold for any connected graph  $G$ .*

1.  $md(G) = n - 1$  if and only if  $G$  is a tree.
2. If  $G$  is a cycle, then  $md(G) = \lfloor \frac{|G|}{2} \rfloor$ .
3. If  $G$  is a unicycle graph with cycle  $C$ , then  $md(G) = n - \lceil \frac{|C|}{2} \rceil$ .

*Proof.* The first result is obvious. If the second result holds, then the third result also holds. So, we only prove the second result below.

Let  $G = C$  be a cycle. Suppose  $C = v_1e_1v_2e_2 \cdots v_{n-1}e_{n-1}v_n e_n v_1$ . Let  $r = \lfloor \frac{n}{2} \rfloor$ . For  $i \in [r]$  and  $j \in [n]$ , if  $j \equiv i \pmod{r}$ , then color  $e_j$  by  $i$ . It is easy to verify that the edge-coloring of  $C$  is an  $MD$ -coloring, and so  $md(C) \geq r$ .

Now we prove  $md(C) \leq r$ . If  $md(C) \geq r + 1$ , there is an  $MD$ -coloring  $\Gamma$  of  $C$  such that  $|\Gamma| \geq r + 1$ . Then there exists a color  $i$  of  $\Gamma$  that colors only one edge  $e$  of  $C$ , say  $e = ab$ . Because the monochromatic  $ab$ -cut must contain  $e$  and some other edges of  $C - e$ , a contradiction. ■

Because an  $MD$ -coloring of  $G$  separates any two vertices by a monochromatic cut, it also separates any two vertices of a vertex-induced or an edge-induced subgraph of  $G$ . So the following result is obvious.

**Proposition 2.3.** *Let  $D$  be an edge-induced or a vertex-induced subgraph of a graph  $G$ . If  $\Gamma$  is an  $MD$ -coloring of  $G$ , then  $\Gamma$  is also an  $MD$ -coloring restricted on  $D$ .*

**Lemma 2.4.** *Let  $H$  be the union of graphs  $H_1, \dots, H_r$ . If  $\bigcap_{i \in [r]} E(H_i) \neq \emptyset$  and  $md(H_i) = 1$  for each  $i \in [r]$ , then  $md(H) = 1$ .*

*Proof.* We prove by contradiction. Suppose  $\Gamma$  is an  $MD$ -coloring of  $H$  with  $|\Gamma| \geq 2$ . Then there are two edges  $e_1, e_2$  of  $H$  such that  $\Gamma(e_1) = 1$  and  $\Gamma(e_2) = 2$ . W.l.o.g., let  $e_1 \in E(H_1)$  and  $e_2 \in E(H_2)$ . Since  $\Gamma$  is an  $MD$ -coloring restricted on  $H_1$  (also  $H_2$ ) and  $md(H_1) = md(H_2) = 1$ , all edges of  $H_1$  are colored by 1 and all edges of  $H_2$  are colored by 2 under  $\Gamma$ , which contradicts that  $E(H_1) \cap E(H_2) \neq \emptyset$ . ■

**Lemma 2.5.** *If  $H$  is a connected spanning subgraph of  $G$ , then  $md(H) \geq md(G)$ .*

*Proof.* Let  $H'$  be a graph obtained from  $G$  by deleting an edge  $e = ab$  where  $e$  is in a cycle of  $G$ . If  $md(H') \leq md(G) + 1$ , let  $\Gamma$  be an extremal  $MD$ -coloring of  $G$ . Then  $\Gamma$  is an  $MD$ -coloring that is restricted on  $H'$ , and this implies that  $e$  is the only edge of  $G$  colored by  $\Gamma(e)$ . However,  $e$  is in a cycle of  $G$ , and the monochromatic  $ab$ -cut has at least 2 edges, a contradiction. Therefore,  $md(H') \geq md(G)$ .

If  $H$  is a connected proper spanning subgraph of  $G$ ,  $H$  can be obtained from  $G$  by deleting some edges in cycles one by one, consecutively. Therefore, the lemma is true. ■

Since each connected graph has a spanning tree, by Lemma 2.5 we have that  $md(G) \leq n - 1$  if  $G$  is connected. Furthermore, we have the following result.

**Theorem 2.6.** *If  $G$  is a 2-connected graph, then  $md(G) \leq \lfloor \frac{n}{2} \rfloor$ .*

*Proof.* Let  $F = \{C, P_1, \dots, P_t\}$  be an ear-decomposition of  $G$  where  $C$  is a cycle and  $P_i$  is a path for  $i \in [t]$ . The proof proceeds by induction on  $|F|$ . If  $|F| = 1$ , then  $G$  is a cycle, the theorem holds. If  $|F| = t + 1 \geq 2$ , let  $\Gamma$  be an extremal  $MD$ -coloring of  $G$ . Then  $\Gamma$  is an  $MD$ -coloring that is restricted on  $G'$ , where  $G'$  is a graph obtained from  $G$  by deleting  $E(P_t)$  and the internal vertices of  $P_t$ . By induction, we have

$$|\Gamma(G')| \leq md(G') \leq \lfloor \frac{|G'|}{2} \rfloor = \lfloor \frac{n - |P_t| + 1}{2} \rfloor.$$

Suppose that the ends of  $P_t$  are  $a, b$  and  $L$  is an  $ab$ -path of  $G'$ . Then  $C' = L \cup P_t$  is a cycle of  $G$ . Because  $\Gamma$  is an  $MD$ -coloring that is restricted on  $C'$ , the monochromatic  $ab$ -cut contains at least one edge of  $L$  and at least one edge of  $P_t$  (call it  $e$ ). Therefore, there are at most  $|P_t| - 1$  edges colored by  $\Gamma(G) - \Gamma(G')$ . Since each color of  $\Gamma(G) - \Gamma(G')$  colors at least two edges of  $P_t - e$ , then  $|\Gamma(G) - \Gamma(G')| \leq \lfloor \frac{|P_t| - 1}{2} \rfloor$ . So,

$$md(G) = |\Gamma| = |\Gamma(G')| + |\Gamma(G) - \Gamma(G')| \leq \lfloor \frac{n - |P_t| + 1}{2} \rfloor + \lfloor \frac{|P_t| - 1}{2} \rfloor \leq \lfloor \frac{n}{2} \rfloor.$$

■

It is clear that a trivial block is a cut-edge and a non-trivial block is a 2-connected graph. We have the following result by Proposition 2.1.

**Theorem 2.7.** *If  $G$  is a connected graph and  $b(G) = r$ , then  $md(G) \leq \lfloor \frac{n+r-1}{2} \rfloor$ .*

The bound of Theorem 2.7 is sharp for cactuses without odd cycles, where a *cactus* is a graph such that its every edge is in at most one cycle.

### 3 Results for special graphs

In this section we will consider the monochromatic disconnection numbers for some special graphs, such as triangular graphs, complete multipartite graphs, chordal graphs, square graphs and line graphs.

#### 3.1 Results for triangular graphs

A graph is *triangular* if its every edge is in at least one triangle. For a triangular graph  $G$ , we define a *relation*  $\theta$  on  $E(G)$  such that  $e\theta e'$  when there exists a sequence of triangles  $\Delta_1, \dots, \Delta_k$  of  $G$  such that  $e \in \Delta_1$  and  $e' \in \Delta_k$ , and  $E(\Delta_i) \cap E(\Delta_{i+1}) \neq \emptyset$  for  $i \in [k-1]$ . It is easy to verify that  $\theta$  is *symmetric*, *reflexive* and *transitive*. If  $G$  is a triangular graph, then every edge is in a unique equivalence class under the relation  $\theta$ . We call a graph  $G$  is a *closure* if  $e\theta e'$  for any two edges  $e, e'$  of  $E(G)$ .

**Lemma 3.1.** *If a triangular graph  $G$  is a closure, then  $md(G) = 1$ .*

*Proof.* Let  $\Gamma$  be an extremal MD-coloring of  $G$ . For two edges  $e, e'$  of  $G$ , there is a sequence of triangles  $\Delta_1, \dots, \Delta_k$  such that  $e \in \Delta_1$  and  $e' \in \Delta_k$ , and  $\Delta_i$  and  $\Delta_{i+1}$  have a common edge  $f_i$  for  $i \in [k-1]$ . Since each triangle  $\Delta$  of  $G$  is an edge-induced subgraph of  $G$ , by Proposition 2.3 the three edges of  $\Delta$  must be colored with a same color under  $\Gamma$ . Therefore,  $\Gamma(e) = \Gamma(f_1) = \dots = \Gamma(f_{k-1}) = \Gamma(e')$ , i.e.,  $md(G) = 1$ . ■

**Remark 1:** By Lemma 3.1, if  $G$  is  $K_n$ ,  $W_n$  or  $SW_n$  with  $n \geq 2$ , or  $G$  is  $K_n^-$  with  $n \geq 4$ , then  $md(G) = 1$ . By Proposition 2.1, if  $G$  is a closure, then  $G$  is 2-connected. ■

Suppose  $E_1, \dots, E_t$  are the equivalence classes under the relation  $\theta$  on  $E(G)$ . Then  $G$  can be partitioned into  $t$  pairwise edge-disjoint subgraph  $G_1, \dots, G_t$ , where  $G_i$  is the edge-induced subgraph of  $G$  by  $E_i$ ,  $i \in [t]$ .

Let  $V(G) = \{u_1, \dots, u_n\}$ , and let  $S_0 = \{v_1, \dots, v_t\}$  be a set of vertices. We construct some bipartite graphs  $H_0, H_1, \dots$  below. Let  $V(G)$  and  $S_i$  be the bipartition of the bipartite graph  $H_i$ .  $H_0$  is a bipartite graph obtained by connecting  $u_j$  and  $v_k$  if  $u_j \in V(G_k)$ , where  $j \in [n]$  and  $k \in [t]$ .

For  $i \geq 0$ , if  $C$  is a 4-cycle or a 6-cycle of  $H_i$ , then let  $H_{i+1}$  be a graph obtained from  $H_i$  by identifying vertices of  $V(C) \cap V(S_i)$  to a single vertex and deleting all parallel edges but one of them. Obviously, if  $H_i$  is a bipartite graph, then  $H_{i+1}$  is also a bipartite graph. In fact, every vertex of  $H_i$  corresponds to a subgraph of  $G$ . We denote by  $G^i(w)$  the corresponding subgraph of the vertex  $w$  of  $H_i$ . Since  $|S_0| \geq |S_1| + 1 \geq |S_2| + 2 \geq \dots$ , we will get a final bipartite graph  $H_r$  and denote it by  $G_\theta$ , and denote  $S_r$  by  $V(\theta)$ .

**Theorem 3.2.** *If  $G$  is a triangular graph, then  $md(G) \leq |V(\theta)|$ . The equality holds if and only if  $G_\theta$  is a tree.*

*Proof.* In order to prove  $md(G) \leq |V(\theta)|$ , we only need to prove that if  $md(G) \leq |S_i|$ , then  $md(G) \leq |S_{i+1}|$ . Furthermore, we only need to prove that for each  $i$ ,  $md(G^i(w)) = 1$  for every vertex  $w$  of each  $S_i$ . Since every vertex  $v_k$  of  $S_0$  corresponds to the subgraph  $G_k$  of  $G$ , and  $md(G_k) = 1$ , the result holds for  $i = 0$ .

Now we suppose  $md(G^i(z)) = 1$  for each vertex  $z$  of  $S_i$ . Let  $C$  be a 4-cycle or a 6-cycle of  $H_i$ , and let  $H_{i+1}$  be a graph obtained from  $H_i$  by identifying  $V(C) \cap V(S_i)$  to a single vertex  $w$  and deleting all parallel edges but one of them. Then  $S_{i+1} = w \cup (S_i - V(C))$ , and we only need to prove  $md(G^{i+1}(w)) = 1$ .

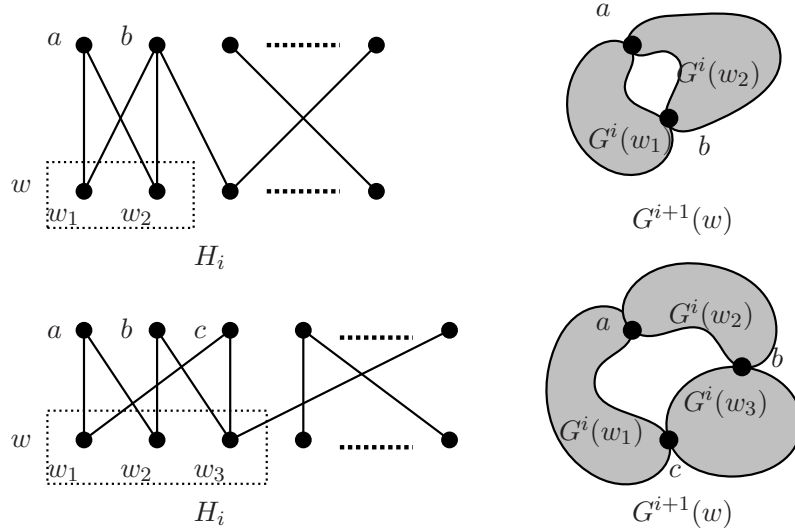


Figure 1

If  $C$  is a 4-cycle of  $H_i$ , let  $V(C) \cap V(S_i) = \{w_1, w_2\}$  and  $V(C) \cap V(G) = \{a, b\}$ . Then  $\{a, b\} \subseteq V(G^i(w_1)) \cap V(G^i(w_2))$  and  $G^{i+1}(w) = G^i(w_1) \cup G^i(w_2)$ . Let  $P_1$  be an  $ab$ -path of  $G^i(w_1)$  and  $P_2$  be an  $ab$ -path of  $G^i(w_2)$ . Let  $\Gamma$  be an extremal  $MD$ -coloring of  $G^{i+1}(w)$ . Then  $\Gamma$  is an  $MD$ -coloring that is restricted on  $F = P_1 \cup P_2$ . Because the monochromatic  $ab$ -cut of  $F$  must contain an edge of  $P_1$  and an edge of  $P_2$ , and because  $md(G^i(w_1)) = md(G^i(w_2)) = 1$ , then  $md(G^{i+1}(w)) = 1$ .

If  $C$  is a 6-cycle of  $H_i$ , let  $V(C) \cap V(S_i) = \{w_1, w_2, w_3\}$  and  $V(C) \cap V(G) = \{a, b, c\}$ . Then  $G^{i+1}(w) = G^i(w_1) \cup G^i(w_2) \cup G^i(w_3)$ . Let  $a \in V(G^i(w_1)) \cap V(G^i(w_2))$ ,  $b \in V(G^i(w_2)) \cap V(G^i(w_3))$  and  $c \in V(G^i(w_1)) \cap V(G^i(w_3))$ . Let  $P_1$  be an  $ab$ -path of  $G^i(w_2)$ ,  $P_2$  be a  $bc$ -path of  $G^i(w_3)$  and  $P_3$  be an  $ac$ -path of  $G^i(w_1)$ . Let  $\Gamma$  be an extremal  $MD$ -coloring of  $G^{i+1}(w)$ . Because the monochromatic  $ab$ -cut must contain one edge of  $P_1$  and one edge of  $P_2$  or  $P_3$  (say  $P_2$ ). Then because  $md(G^i(w_2)) = md(G^i(w_3)) = 1$ ,  $P_1$

and  $P_2$  are colored the same under  $\Gamma$ . Because the monochromatic  $ac$ -cut must contain one edge of  $P_3$  and one edge of  $P_1$  or  $P_2$ , then  $P_1, P_2$  and  $P_3$  are colored the same under  $\Gamma$ . Therefore,  $md(G^{i+1}(w)) = 1$ .

We will prove that the equality holds if and only if  $G_\theta$  is a tree below. Let  $H_r = G_\theta$ .

If  $G_\theta$  is a tree, we only need to color the edges of  $G^r(v)$  by  $c_v$  and  $c_u \neq c_v$  when  $u, v$  are different vertices of  $V(\theta)$ . Then the edge-coloring of  $G$  is an extremal  $MD$ -coloring, and then  $md(G) = |V(\theta)|$ .

Let  $G$  be a graph with  $md(G) = |V(\theta)|$ . Because the edges of each  $G^r(v)$  are colored the same under any  $MD$ -coloring of  $G$ , the edges of  $G^r(u)$  and  $G^r(v)$  are colored differently when  $u, v$  are two different vertices of  $V(\theta)$ . If  $G_\theta$  has a cycle  $C$ , then  $|C| \geq 8$ . Let  $u, a, v, b, w$  be five consecutive vertices on  $C$  such that  $a = V(G^r(u)) \cap V(G^r(v))$  and  $b = V(G^r(v)) \cap V(G^r(w))$ . For an  $MD$ -coloring of  $G$ , the monochromatic  $ab$ -cut contains an edge of  $G^r(v)$  and some other edges not in  $G^r(v)$ , a contradiction. ■

## 3.2 Results for multipartite graphs

**Theorem 3.3.** *If  $G$  is a complete  $r$ -partite graph with  $r \geq 3$ , then  $md(G) = 1$ .*

*Proof.* Suppose the  $r$  parts of  $G$  are  $V_1, \dots, V_r$ . Since  $G$  is a complete  $r$ -partite graph with  $r \geq 3$ , every edge of  $G$  is in a triangle, i.e.,  $G$  is a triangular graph. By Lemma 3.1, in order to prove  $md(G) = 1$ , we only need to prove that  $G$  is a closure. For any two edges  $e_1 = ab$  and  $e_2 = uv$  of  $G$ , if  $a, b, u, v$  are in four different parts respectively, then  $G[a, b, u, v]$  is a  $K_4$ , and so  $e_1\theta e_2$ ; if  $a, b, u, v$  are in three different parts, then  $G[a, b, u, v]$  is a  $K_4^-$  when  $a, b, u, v$  are pairwise different, or a  $K_3$  when two of them are the same, and so  $e_1\theta e_2$ ; if the  $a, b, u, v$  are in two different parts, suppose that  $a, u$  are in  $V_1$  and  $b, v$  are in  $V_2$ . Because  $r \geq 3$ , there exists a vertex  $w$  of  $V_3$ . Then  $G[a, b, u, v, w]$  is a  $W_4$  or a  $K_4^-$ , and so  $e_1\theta e_2$ . Therefore,  $G$  is a closure. ■

**Theorem 3.4.** *If  $G$  is a complete bipartite graph with  $|G| = n \geq 5$  and  $G \neq K_{1, n-1}$ , then  $md(G) = 1$ .*

*Proof.* We first prove that  $md(K_{2,3}) = 1$ . The  $MD$ -coloring of  $C_4$  just has two cases, one is trivial and the other is to assign colors 1, 2 to the four edges of  $C_4$  alternately (see Figure 2 (1)). Let  $H = K_{2,3}$ . If  $md(H) \geq 2$ , there is an  $MD$ -coloring  $\Gamma$  of  $K_{2,3}$  with  $|\Gamma| \geq 2$ . Therefore, at least one of the three 4-cycles of  $H$  has a non-trivial  $MD$ -coloring. Let the three 4-cycles of  $H$  be  $H_1 = H[a, b, c, d]$ ,  $H_2 = H[a, b, c, u]$  and  $H_3 = H[a, d, c, u]$ . W.l.o.g., suppose that  $H_1$  is colored as in Figure 2 (2) under  $\Gamma$ . Because  $\Gamma$  is an  $MD$ -coloring that is restricted on  $H_2$  and  $bc, ab$  are colored differently,  $\Gamma$  is a non-trivial  $MD$ -coloring that is restricted on  $H_2$ . The edge-coloring is depicted as in Figure 2 (3).



It is obvious that  $\Gamma$  is not an  $MD$ -coloring that is restricted on  $H_3$ , which contradicts that  $\Gamma$  is an  $MD$ -coloring of  $G$ . Therefore,  $md(H) = 1$ .

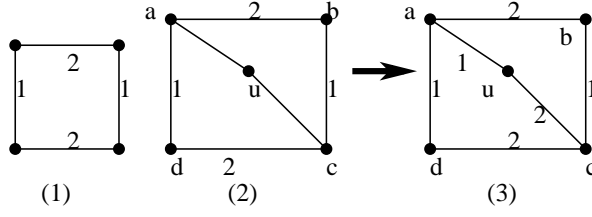


Figure 2

Let  $G$  be a complete bipartite graph with  $|G| \geq 5$  and  $G \neq K_{1,n-1}$ . Suppose that  $A, B$  are the bipartition of  $G$  with  $A = \{u, v, a_1, \dots, a_s\}$  and  $B = \{u', v', b_1, \dots, b_t\}$ . Then at least one of  $s, t$  is nonzero. Let  $G_i = G[u, u', v, v', a_i]$  and  $G'_j = G[u, u', v, v', b_j]$  for  $i \in [s]$  and  $j \in [t]$ . Since each  $G_i$  or  $G'_j$  is  $K_{2,3}$  and  $\bigcap_{i \in [s]} E(G_i) \cap \bigcap_{j \in [t]} E(G'_j) = E(G[u, u', v, v'])$ , by Lemma 2.4 we have  $md(G) = 1$ . ■

**Remark 2:** By Theorems 3.3 and 3.4, we have showed that the  $md$ -value is 1 for all complete multipartite graphs except for  $K_{1,n}$  and  $C_4$ , and for which we have also obtained that  $md(K_{1,n}) = n$  and  $md(C_4) = 2$ . ■

Let  $G \vee H$  denote the *join* of  $G$  and  $H$ , which is obtained from disjoint union of  $G$  and  $H$  by adding an edge between every vertex of  $G$  and every vertex of  $H$ .

**Corollary 3.5.** *If  $G$  and  $H$  are two graphs (not necessary connected) and both  $|G|, |H|$  are greater than one (except for  $G = H = \overline{K_2}$ ), then  $md(G \vee H) = 1$ . Furthermore, if  $G$  is a connected graph and  $H = K_1$ , then  $md(G \vee H) = 1$ .*

*Proof.* Let  $|G| = n_1 \geq 2, |H| = n_2 \geq 2$  and both of  $n_1, n_2$  be greater than one. If  $n_1 = n_2 = 2$ , because both graphs are non-empty,  $G \vee H$  is either  $K_4^-$  or  $K_4$ , the result holds; if at least one of  $n_1, n_2$  is greater than 2, then  $K_{n_1, n_2}$  is a spanning subgraph of  $G \vee H$ . By Theorem 3.4 and Lemma 2.5, the result holds.

Now let  $G$  be a connected graph and  $H = K_1$ . Then the result holds for  $G = K_1$ . For  $|G| \geq 2$ , let  $T$  be a spanning tree of  $G$ . For each two edges  $e, e'$ , there is a path  $P$  of  $T$  such that  $e$  and  $e'$  are pendent edges of  $P$ . Because  $P \vee H$  is a semi-wheel, then  $e\theta e'$ , and so  $T \vee H$  is a closure. Because  $T \vee H$  is a spanning subgraph of  $G \vee H$ , by Lemma 2.5 the result holds. ■

### 3.3 Results for graphs with large monochromatic disconnection numbers

As an application of Theorem 2.7, we will think about sufficient and necessary conditions for graphs  $G$  to have  $md(G) = n - 2$  and  $md(G) = n - 3$  below. Let  $\mathcal{G}$  be a set of connected graphs whose non-trivial block-induced graph is exactly one of the graphs as shown in Figure 3 (1) to (8).

**Theorem 3.6.** *For a connected graph  $G$ , the following results are true.*

1.  $md(G) = n - 2$  if and only if  $G$  is a unicycle graph with the cycle being  $C_3$  or  $C_4$ .
2.  $md(G) = n - 3$  if and only if  $G \in \mathcal{G}$ .

*Proof.* We have proved that  $md(G) = n - 1$  if and only if  $G$  is a tree. It is easy to verify that  $md(G) = n - 2$  when  $G$  is a unicycle graph with the cycle being  $C_3$  or  $C_4$ , and  $md(G) = n - 3$  when  $G \in \mathcal{G}$ . Therefore, we only need to prove that when  $n - 2 \geq md(G) \geq n - 3$ ,  $G$  is either a unicycle graph with the cycle being  $C_3$  or  $C_4$ , or  $G$  is in  $\mathcal{G}$ .

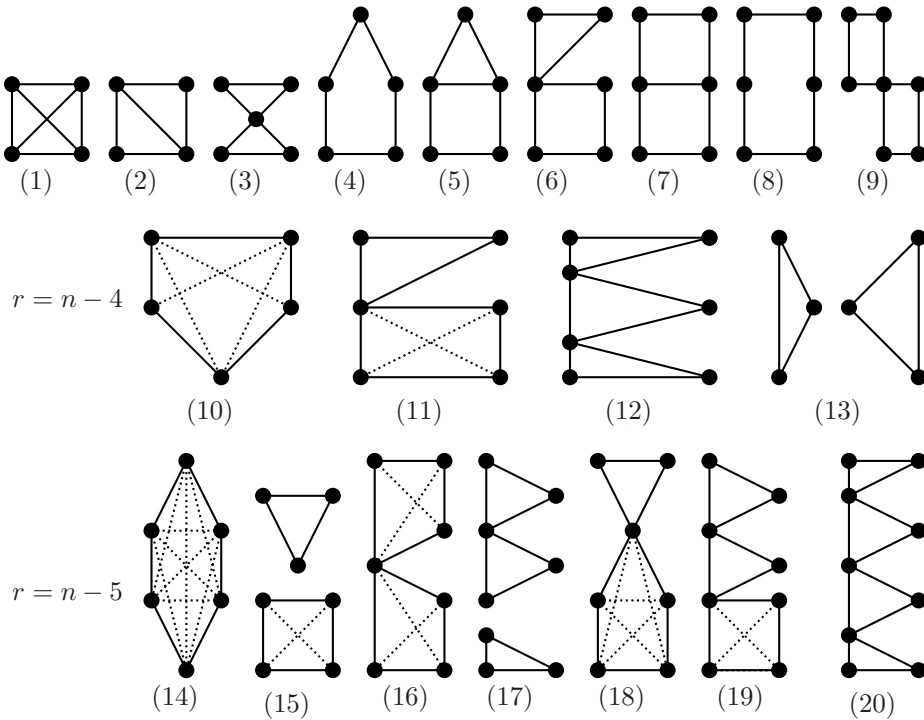


Figure 3

Suppose  $md(G) \geq n - 3$  and  $G$  has  $r$  blocks. By Theorem 2.7, we have  $n - 3 \leq md(G) \leq \lfloor \frac{n+r-1}{2} \rfloor$ . This implies that  $r \geq n - 5$ .

If  $r \geq n - 3$ , then by Proposition 2.1, one has  $md(G) \geq n - 3$ . If  $r = n - 1$ , then  $G$  is a tree; if  $r = n - 2$ ,  $G$  is a unicycle graph with the cycle being  $C_3$ ; if  $r = n - 3$ , then  $G$  is either a unicycle graph with the cycle being  $C_4$  or a graph whose non-trivial block-induced subgraph is as shown in Figure 3 (1), (2) or (3).

If  $r = n - 4$ , the non-trivial block-induced subgraph of  $G$  is a graph depicted as one of the graphs in Figure 3 (the dotted edges may appear). It is easy to verify that  $md(G) \geq 3$  only when the non-trivial block-induced subgraph is as shown in Figure 3 (4), (5) or (6).

If  $r = n - 5$ , the non-trivial block-induced subgraph of  $G$  is a graph depicted as one of the graphs in Figure 3 (the dotted edges may be possible to appear). It is easy to verify that  $md(G) \geq 3$  only when the non-trivial block-induced subgraph is as shown in Figure 3 (7), (8) or (9). ■

### 3.4 Results for chordal graphs and square graphs

A *chordal graph* is a simple graph in which every cycle of length greater than three has a chord. Therefore, every edge of a 2-connected chordal graph is in a triangle and the graph contains no vertex-induced cycle of length four or more. The *square graph* of a simple graph  $G$  is a graph whose vertex set is  $V(G)$  and two distinct vertices are adjacent if and only if their distance in  $G$  is one or two.

**Theorem 3.7.** *If  $G$  is a chordal graph, then  $md(G) = b(G)$ .*

*Proof.* Suppose  $G$  is a chordal graph. Then  $G$  is a triangular graph. Let  $B^1, \dots, B^t$  be the blocks of  $G$ . Then every block  $B^i$  is also a chordal graph. In fact, by Theorem 3.2 we only need to prove that  $V(\theta)$  of a non-trivial block  $B^i$  is a single vertex for  $i \in [t]$ .

We prove by contradiction. Suppose that there are at least two vertices  $u, v$  in  $V(\theta)$  of  $B^i$ . Let  $a$  be a vertex of  $B_\theta^i$  connecting both  $u, v$ . We denote the corresponding graphs of vertices  $u, v$  by  $G_1, G_2$ , respectively. Then  $a$  is a common vertex of  $G_1$  and  $G_2$ .

If  $a$  is a cut-vertex of  $B_\theta^i$ , then  $a$  is also a cut-vertex of  $B^i$ , which contracts that  $B^i$  is a non-trivial block; if  $a$  is not a cut-vertex of  $B_\theta^i$ , then  $a, u, v$  are in a cycle of  $B_\theta^i$  and let  $C$  be the minimum one. Because  $B_\theta^i$  contains no 4-cycles and 6-cycles, then  $|C| \geq 8$  and  $|V(C) \cap V(\theta)| \geq 4$ . There are cycles of  $B^i$  going through the corresponding graphs of all vertices in  $V(C) \cap V(\theta)$  and let  $C'$  be the minimum one. Then  $C'$  is a vertex-induced subgraph of  $B^i$ . Because  $|C'| \geq 4$  and  $C'$  has no chords, a contradiction appears.

Therefore  $md(B^i) = 1$  for  $i \in [t]$ . By Proposition 2.1,  $md(G) = b(G)$ . ■

**Theorem 3.8.** *For a connected graph  $G$ ,  $md(G^2) = 1$ .*

*Proof.* Because  $G^2$  is a triangular graph, we only need to prove that  $G^2$  is a closure. For any two edges  $e = ab$  and  $f = xy$  of  $G^2$ , if  $e$  (or  $f$ ) is an edge of  $E(G^2) - E(G)$ , then  $e$  is in a triangle  $\Delta_e$  of  $G \cup e$  (or  $f$  is in a triangle  $\Delta_f$  of  $G \cup f$ ) and there is an edge  $e'$  of  $G$  in  $\Delta_e$  (or there is an edge  $f'$  of  $G$  in  $\Delta_f$ ). Then  $e\theta e'$  and  $f\theta f'$  (if  $e$  or  $f$  is an edge of  $G$ , then  $e = e'$  or  $f = f'$ ). There exists a path  $P$  of  $G$  whose pendent edges are  $e', f'$ . Because  $P^2$  is a subgraph of  $G^2$ , and  $P^2$  is obviously a closure, then  $e'\theta f'$ . Therefore  $e\theta f$ . ■

### 3.5 Results for line graphs

For a graph  $G$ , the *line graph* of  $G$  is a graph  $L(G)$  whose vertex set is  $E(G)$  (regarding each edge of  $E(G)$  as a vertex of  $L(G)$ ) and two vertices of  $L(G)$  are adjacent if and only if they are adjacent in  $G$ . Let  $A, B$  be two edge-induced subgraphs of  $G$ . We define  $d_G(A, B) = \min\{d_G(u, v) : u \in V(A), v \in V(B)\}$ .

**Theorem 3.9.** *If  $G$  is a connected triangular graph, then  $md(L(G)) = 1$ .*

*Proof.* Because the line graph of a triangular graph is also a triangular graph, we only need to prove that  $L(G)$  is a closure, i.e., we need to prove that for each two edges  $l_1, l_2$  of  $L(G)$ ,  $l_1\theta l_2$ . For each edge  $e_i$  of  $G$ , we denote the corresponding vertex of  $L(G)$  by  $u_i$ . We prove by induction on  $d_{L(G)}(l_1, l_2)$ .

If  $d_{L(G)}(l_1, l_2) = 0$ , this implies that  $l_1$  and  $l_2$  has a common vertex. Let  $l_1 = u_1u_2$  and  $l_2 = u_2u_3$ . If  $e_1, e_2, e_3$  are in a triangle  $\Delta = e_1e_2e_3$  of  $G$ , then  $L(\Delta)$  is a triangle of  $L(G)$  containing  $l_1, l_2$ , and so  $l_1\theta l_2$ ; if just two edges of  $e_1, e_2, e_3$  are in a triangle  $\Delta$  of  $G$ , suppose  $\Delta = e_1e_2e_4$ . Then  $e_2, e_3, e_4$  is a star (call the star  $S$ ). Because  $L(\Delta)$  and  $L(S)$  are two triangles of  $L(G)$  and they have a common edge  $u_2u_4$ , and because  $L(\Delta)$  contains  $l_1$  and  $L(S)$  contains  $l_2$ , then  $l_1\theta l_2$ ; if none of triangles of  $G$  contains at least two of  $e_1, e_2, e_3$ , suppose  $\Delta = e_4e_2e_5$  is a triangle of  $G$  contains  $e_2$ . Then  $S_1 = e_1e_2e_5$  and  $S_2 = e_3e_2e_4$  (or  $S_1 = e_1e_2e_4$  and  $S_2 = e_3e_2e_5$ ) are two stars of  $G$ . Therefore,  $L(S_1), L(\Delta)$  and  $L(S_2)$  are three triangles of  $L(G)$  such that  $L(S_1), L(\Delta)$  have common edge  $u_2u_5$  and  $L(S_2), L(\Delta)$  have common edge  $u_2u_4$ . So,  $l_1\theta l_2$ .

If  $d_{L(G)}(l_1, l_2) = r > 0$ , let  $l_1 = u_1u_2$  and  $l_2 = u_3u_4$ . Suppose  $P$  is a minimum path of  $L(G)$  connecting  $l_1$  and  $l_2$ . Then  $|P| = r$ . W.l.o.g., suppose  $l_3 = u_3u_5$  is a pendent edge of  $P$ . Then  $d_{L(G)}(l_1, l_3) = r - 1$  and  $d_{L(G)}(l_2, l_3) = 0$ . By induction,  $l_1\theta l_3$  and  $l_2\theta l_3$ . Therefore,  $l_1\theta l_2$ . ■

**Corollary 3.10.** *If  $G$  is a connected graph with  $\delta(G) \geq 3$ , then  $md(L^2(G)) = 1$ .*

**Theorem 3.11.** *If  $G$  is a connected graph, then  $md(L(G)) \leq v(G) - l(G)$  where  $l(G)$  is the number of pendent vertices of  $G$ , and equality holds if and only if  $G$  is a tree.*

*Proof.* For a non-pendent vertex  $v$  of  $G$ , let  $E_v$  be the set of edges incident with  $v$  and let  $S_v$  be the corresponding star. Then  $L(S_v) = K_{|E_v|}$ . For two stars  $S_u$  and  $S_v$ , either  $S_u$  and  $S_v$  share a common edge or  $E(S_u) \cap E(S_v) = \emptyset$ . Therefore,  $L(S_u)$  and  $L(S_v)$  have at most one common vertex, and  $L(S_u), L(S_v)$  have a common vertex if and only if  $S_u$  and  $S_v$  share a common edge.  $L(G)$  is a graph obtained by joining each  $L(S_u)$  and  $L(S_v)$  to the corresponding vertex of  $E_u \cap E_v$  if  $E(S_u) \cap E(S_v) \neq \emptyset$ , where  $u, v$  are non-pendent vertices of  $G$ . Because  $md(K_n) = 1$  for  $n \geq 2$ ,  $md(L(G)) \leq v(G) - l(G)$ .

If  $G$  is a tree, then  $L(G)$  has  $v(G) - l(G)$  blocks. Because each block is a complete subgraph, we have  $md(L(G)) = v(G) - l(G)$  by Proposition 2.1.

Let  $G$  be a graph with  $md(L(G)) = v(G) - l(G)$ . If  $G$  is not a tree, there is a cycle  $C = v_1e_1v_2e_2 \cdots v_n e_n v_1$  in  $G$ . For each edge  $e_i$  of  $G$ , we denote the corresponding vertex of  $e_i$  in  $L(G)$  by  $u_i$ . Let  $f_i = u_i u_{i+1}$  for  $i \in [n - 1]$  and let  $f_n = u_1 u_n$ . Then  $L(C) = u_1 f_1 u_2 f_2 \cdots u_n f_n u_1$  is a cycle of  $L(G)$ .

Let  $\Gamma$  be an extremal  $MD$ -coloring of  $L(G)$ . Because  $md(L(G)) = v(G) - l(G)$ , each block  $L(S_v)$  of  $L(G)$  is colored differently, i.e., each edge of  $L(C)$  is colored differently, a contradiction. Therefore,  $md(L(G)) = v(G) - l(G)$  if and only if  $G$  is a tree. ■

## 4 Nordhaus-Gaddum-type results

For a connected graph  $G$ , a vertex  $v$  is *deletable* if  $G - v$  is connected. Let  $\mathcal{S}$  be the set of blocks of  $G$  and  $S$  be the set of cut-vertices of  $G$ . A *block tree* of  $G$  is a bipartite graph  $B(G)$  with bipartition  $\mathcal{S}$  and  $S$ , and a block  $B$  and a cut-vertex  $v$  is adjacent in  $B(G)$  if and only if  $B$  contains  $v$ . Therefore, every leaf-edge of  $B(G)$  is a block (call it *leaf-block*). Because  $B(G)$  is a tree, there are at least two leaves in  $B(G)$  if  $G$  has more than one block. For a leaf-block  $B$  of  $G$ , there are  $|B| - 1$  deletable vertices in the block.

**Fact 4.1.** *If  $G$  is a connected simple graph with  $|G| \geq 2$ , then  $G$  has at least two deletable vertices. Furthermore, if  $G$  is not a path, then  $G$  has at least three deletable vertices.*

*Proof.* If  $G$  is a 2-connected graph, then every vertex is deletable. Otherwise,  $B(G)$  has at least two leaves. Because each leaf-block has at least one deletable vertex,  $G$  has at least two deletable vertices.

If  $G$  is not a path, then if  $G$  is 2-connected, then  $|G| \geq 3$ , and every vertex is deletable. If  $B(G)$  has at least three leaves, or  $B(G)$  has two leaves with one being non-trivial, then  $G$  has at least three deletable vertices; if  $B(G)$  has exactly two trivial leaf-blocks, because  $G$  is not a path, there is a non-trivial block  $B$  and  $B$  has exactly two cut-vertices, then  $B$  has at least  $|B| - 2 \geq 1$  deletable vertices. Therefore  $G$  has at least three deletable vertices. ■

In this section, we study the Nordhaus-Gaddum-type problem for the monochromatic disconnection number of graphs. Because a complete graph  $K_n$  can be decomposed into two connected graph if and only if  $n \geq 4$ , the graphs we deal with in this section all satisfy that  $n \geq 4$ .

**Lemma 4.2.** *Suppose  $G$  and  $\overline{G}$  are connected spanning subgraphs of  $K_n$  where  $n \geq 5$ . Then there is a vertex  $v$  of  $K_n$  such that  $v$  is deletable for both  $G$  and  $\overline{G}$ .*

*Proof.* If both  $G$  and  $\overline{G}$  are 2-connected spanning subgraphs of  $K_n$ , then every vertex is deletable for both  $G$  and  $\overline{G}$ . So, we assume that at least one of  $G_1 = G$  and  $G_2 = \overline{G}$  has cut-vertices. Let  $v$  be a cut-vertex of  $G_1$  and let  $S_1, \dots, S_r$  be the components of  $G_1 - v$ . Then  $F_i = G_1[v \cup S_i]$  is a connected graph. It is obvious that  $G_2 - v$  contains a complete  $r$ -partite spanning subgraph, denote it by  $H$ . W.l.o.g., let  $e = vu_1$  be an edge of  $G_2$  and  $u_1 \in S_1$ .

*Case 1:*  $r \geq 2$  and  $|S_2| \geq 2$ .

By Fact 4.1, there is a deletable vertex  $u_2$  of  $F_2$  and  $u_2 \neq v$ . Then  $G_1 - u_2$  is connected. Because  $H$  is a complete bipartite graph with  $|S_2| \geq 2$ , and  $vu_1$  is an edge of  $G_2$  with  $u_1 \in S_1$ , then  $G_2 - u_2$  is connected. Therefore,  $u_2$  is deletable for both  $G$  and  $\overline{G}$ .

*Case 2:*  $r = 2$  and  $|S_2| = 1$ . Let  $S_2 = \{u_2\}$ .

If  $F_1$  is not a path, by Fact 4.1,  $F_1$  has a deletable vertex  $w$  different from  $v$  and  $u_1$ . Then  $G_1 - w$  is connected. Because  $u_2$  connects all vertices of  $S_1$  and  $vu_1$  is not affected in  $G_2 - w$ , then  $G_2 - w$  is also connected. Therefore,  $w$  is deletable for both  $G$  and  $\overline{G}$ .

If  $F_1 = vw_1 \dots, w_t$  is a path. Because  $n \geq 5$ , then  $t \geq 3$ . Therefore,  $vw_{t-1}$  and  $vw_t$  are edges of  $G_2$ , both  $G_1 - w_t$  and  $G_2 - w_t$  are connected. Therefore,  $w_t$  is deletable for both  $G$  and  $\overline{G}$ . ■

**Theorem 4.3.** *Suppose  $G$  and  $\overline{G}$  are connected spanning subgraphs of  $K_n$ . Then  $md(G) + md(\overline{G}) \leq n + 1$  for  $n \geq 5$ , and  $md(G) + md(\overline{G}) \geq 2$  for  $n \geq 8$ . Furthermore, the upper bound and the lower bound are sharp.*

*Proof.* Because both  $G$  and  $\overline{G}$  are non-empty graphs, then  $md(G) + md(\overline{G}) \geq 2$  is obvious for  $n \geq 8$ . So we need to prove  $md(G) + md(\overline{G}) \leq n + 1$  for  $n \geq 5$ .

If  $n = 5$ , there are five cases to consider for the graphs  $G$  and  $\overline{G}$ , and all of the five cases implies that  $md(G) + md(\overline{G}) \leq 6 = n + 1$  (see Figure 5).

We prove by induction on  $n$ , the theorem holds for  $n = 5$ . If  $n > 5$ , by Lemma 4.2 there is a deletable vertex  $v$  for both  $G$  and  $\overline{G}$ . Let  $G' = G - v$ . Then  $G'$  and  $\overline{G}'$  are connected subgraphs of  $K_{n-1}$ . By induction,  $md(G') + md(\overline{G}') \leq n$ . Let  $\Gamma$  be an extremal MD-coloring of  $G$ .

Because  $n \geq 5$ , at least one of  $d_G(v)$  and  $d_{\overline{G}}(v)$  is greater than one (say  $d_G(v) = r \geq 2$ ). Let  $v_1, \dots, v_r$  be the neighbors of  $v$  in  $G$  and let  $e_i = vv_i$  for  $i \in [r]$ . For any  $0 \leq i < j \leq r$ , let  $P$  be a  $v_i v_j$ -path in  $G'$ . Then  $H = P \cup e_i \cup e_j$  is a cycle of  $G$ , and therefore  $\Gamma(G) - \Gamma(G') = \emptyset$ . This is because  $\Gamma$  is also an  $MD$ -coloring of  $H$ , the monochromatic  $v_i v_j$ -cut contains at least one of  $e_i$  and  $e_j$  (say  $e_i$ ) and at least one edge of  $P$ . Furthermore, the monochromatic  $vv_j$ -cut contains  $e_j$  and some other edges of  $P - e_j$ . Therefore both  $\Gamma(e_i)$  and  $\Gamma(e_j)$  are in  $\Gamma(G')$ , and so  $\Gamma(G) - \Gamma(G') = \emptyset$ . This implies that  $G'$  uses  $|\Gamma|$  colors of  $\Gamma$ . Because  $\Gamma$  is an  $MD$ -coloring that is restricted on  $G'$ , then  $md(G') \geq |\Gamma| = md(G)$ .

If  $d_{\overline{G}}(v) \geq 2$ , we also have  $md(\overline{G}') \geq md(\overline{G})$ ; if  $d_{\overline{G}}(v) = 1$ , then  $md(\overline{G}) = md(\overline{G}') + 1$ . Therefore,  $md(G) + md(\overline{G}) \leq md(G') + md(\overline{G}') + 1 \leq n + 1$ .

Now we show that the upper bound is sharp when  $n \geq 5$ . Let  $B_n$  be a tree with  $|B_n| = n$  and  $\Delta(B_n) = n - 2$ . Then  $B_n$  and  $\overline{B_n}$  are connected spanning subgraphs of  $K_n$  when  $n \geq 5$ . Because  $\overline{B_n}$  is a graph obtained by joining a pendent edge to one of the vertices of  $K_{n-1}^-$  with minimum degree, then  $md(\overline{B_n}) = 2$ . Therefore,  $md(B_n) + md(\overline{B_n}) = n + 1$ .

We now show that the lower bound is sharp when  $n \geq 8$ . Let  $V(K_n) = A \cup B \cup \{a, b, u, v\}$  where both  $|A|, |B|$  are greater than one. Let  $J$  be a complete bipartite graph with partition  $A \cup \{a, u\}$  and  $B \cup \{b, v\}$ . Then  $C = J[a, b, u, v]$  is a  $C_4$ . Let  $H$  be a graph obtained from  $J$  by deleting the edges of  $C$ . Let  $G_a = J - \{b, u, v\}$ ,  $G_b = J - \{a, u, v\}$ ,  $G_u = J - \{a, b, v\}$  and  $G_v = J - \{a, b, u\}$ . Then  $H$  is the union of  $G_a, G_b, G_u$  and  $G_v$ . Because  $G_a, G_b, G_u$  and  $G_v$  are isomorphic to  $K_{2,3}$ , by Theorem 3.4 we have  $md(G_a) = md(G_b) = md(G_u) = md(G_v) = 1$ . Because  $J[A \cup B]$  is a subgraph of  $G_a, G_b, G_u$  and  $G_v$ , by Lemma 2.4 we have  $md(H) = 1$  (see Figure 4). It is easy to verify that  $\overline{H}$  is a closure. Then  $md(\overline{H}) = 1$  (see Figure 4). Therefore, the lower bound is sharp when  $n \geq 8$ . ■

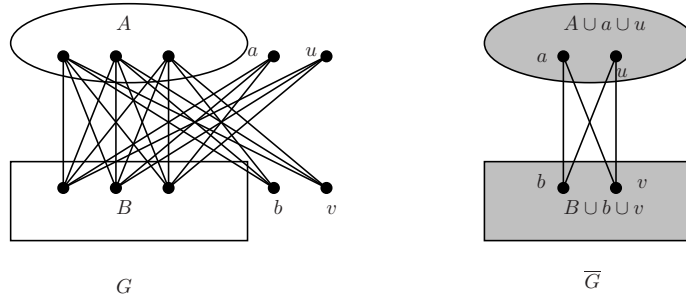


Figure 4

**Remark 3:** By Theorem 4.3, the lower bound of  $md(G) + md(\overline{G})$  when  $4 \leq n \leq 7$  and the upper bound of  $md(G) + md(\overline{G})$  when  $n = 4$  are not considered. We will discuss

them below.

**(I):** For  $n = 4$ , because  $K_4$  can only be decomposed into two  $P_3$ , then  $md(G) + md(\overline{G}) = 6 = n + 2$ .

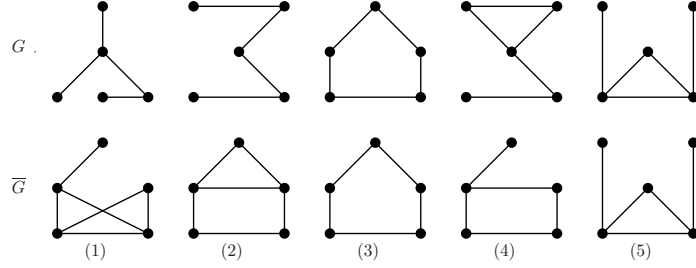


Figure 5

**(II):** For  $n = 5$ , all the five cases for  $G$  and  $\overline{G}$  are depicted in Figure 5, and (3) implies that the lower bound of  $md(G) + md(\overline{G})$  is 4.

**(III):** For  $n = 6$ ,  $e(K_6) = 15$ . Because  $G$  and  $\overline{G}$  are connected spanning subgraphs of  $K_6$ , both  $e(G)$  and  $e(\overline{G})$  are greater than or equal to 5.

If  $e(G) = 5$  and  $e(\overline{G}) = 10$ , then  $md(G) + md(\overline{G}) \geq 6$ .

If  $e(G) = 6$  and  $e(\overline{G}) = 9$ , then  $G$  is a unicycle graph and the length of the cycle is at most 6. By Proposition 2.2, we have  $md(G) \geq 3$ . So,  $md(G) + md(\overline{G}) \geq 4$ .

If  $e(G) = 7$  and  $e(\overline{G}) = 8$ , we assume that  $G$  has  $t$  blocks. If  $t \geq 3$ , by proposition 2.1 we have  $md(G) \geq 3$ . Thus,  $md(G) + md(\overline{G}) \geq 4$ .

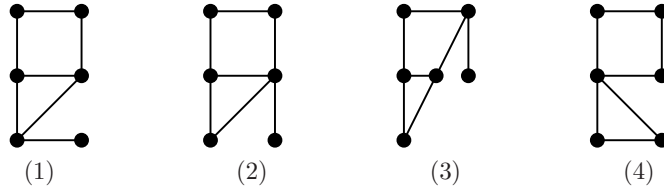


Figure 6

If  $t = 2$ ,  $G$  is isomorphic to one of the four graphs in Figure 6. Because every graph  $F$  of Figure 6 has  $md(F) = 3$ , then  $md(G) + md(\overline{G}) \geq 4$ . If  $t = 1$ , there are three cases to consider (see Figure 7). As shown in Figure 7, we give an extremal  $MD$ -coloring for each graph. Because (2) and (3) imply that  $md(G) + md(\overline{G}) = 4$ , the lower bound of  $md(G) + md(\overline{G})$  is 4.

**(IV):** For  $n = 7$ , the lower bound of  $md(G) + md(\overline{G})$  is 2. In fact, we only need to construct a graph  $G$  (see in Figure 8 (2)) and  $\overline{G}$  (see in Figure 8 (3)) such that  $md(G) = md(\overline{G}) = 1$ . We will use a conclusion that there is just one non-trivial  $MD$ -coloring of  $C_5$  below (see Figure 8 (1)).



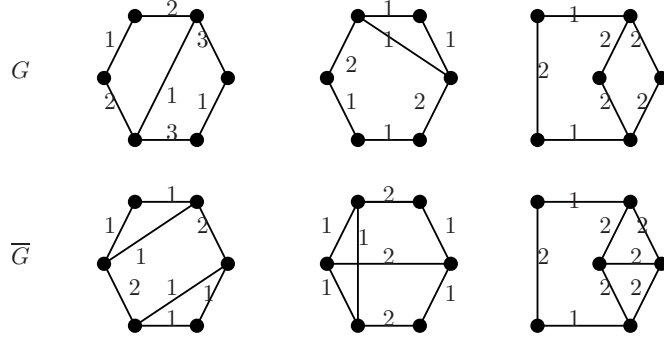


Figure 7

Let  $\Gamma$  be an extremal  $MD$ -coloring of  $G$ . Because  $G_1 = G[g, f, c, d, h]$  and  $G_2 = G[g, f, c, d, b]$  are isomorphic to  $K_{2,3}$ , and because  $G_1$  and  $G_2$  have common edges, then by Lemma 2.4 we have  $md(G_1 \cup G_2) = 1$ . Therefore, the edges of  $G_1 \cup G_2 = G - a$  are colored the same under  $\Gamma$ . Because  $ah, af$  are in the 5-cycle  $G[g, h, a, b, f]$  of  $G$ , and because  $gh, gf, bf$  are colored the same under  $\Gamma$ , then  $\Gamma$  is not a non-trivial  $MD$ -coloring that is restricted on  $G[g, h, a, b, f]$ , and so, all edges of  $G$  are colored the same under  $\Gamma$ . Therefore,  $md(G) = 1$ .

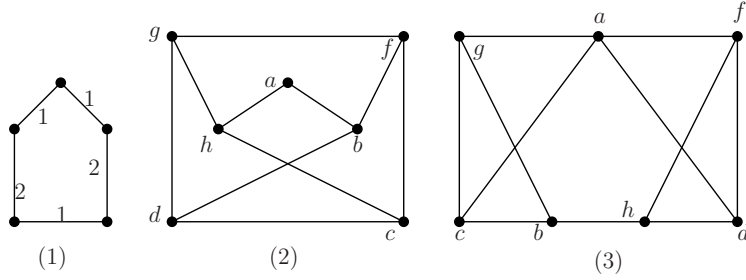


Figure 8

Because  $\overline{G}[g, b, c, a]$  and  $\overline{G}[a, f, h, d]$  are isomorphic to  $K_4^-$ , all edges of  $\overline{G}[g, b, c, a]$  ( $\overline{G}[a, f, h, d]$ ) are colored the same under any  $MD$ -coloring of  $\overline{G}$ . Then the cycle  $\overline{G}[g, a, f, h, b]$  just has one trivial  $MD$ -coloring. Therefore,  $md(\overline{G}) = 1$ . ■

For ease of reading, the lower bounds and upper bounds of  $md(G) + md(\overline{G})$  for  $n \geq 4$  are summarized in the following table.

	$n = 4$	$n = 5$	$n = 6$	$n \geq 7$
Lower bound	6	4	4	2
Upper bound	6	6	7	$n + 1$

Table 1: The bounds of  $md(G) + md(\overline{G})$ .

**Lemma 4.4.** *Let  $G$  be a connected graph and  $v \in V(G)$ . If  $v$  is neither a pendent vertex nor a cut-vertex of  $G$ , then  $md(G) \leq md(G - v)$ .*

*Proof.* The following result is useful for this lemma and the later proofs.

**Claim 4.5.** *For any MD-coloring  $\Gamma'$  of  $G$ ,  $\Gamma' - \Gamma'(G - v) = \emptyset$ .*

*Proof.* We prove by contradiction, let  $e = vu$  be an edge of  $E(G) - E(G - v)$  and  $\Gamma'(e) \notin \Gamma'(G - v)$ . Since  $d_G(v) \geq 2$ , there is one other edge incident to  $v$  (call it  $f = vw$ ). Because  $v$  is not a cut-vertex, there is a cycle  $C$  of  $G$  with  $E(C) - E(G - v) = \{e, f\}$ . Because  $\Gamma'$  is an MD-coloring that is restricted on  $C$ , there are at least two edges in the monochromatic  $uv$ -cut of  $C$  and the monochromatic  $uv$ -cut contains  $e$ . Since  $\Gamma' - \Gamma'(G - v) = \emptyset$ ,  $f$  is in the monochromatic  $uv$ -cut, i.e.,  $\Gamma'(e) = \Gamma'(f)$ . Then, there is no monochromatic  $uw$ -cut in  $C$ , a contradiction. ■

Let  $\Gamma$  be an extremal MD-coloring of  $G$ . Then  $\Gamma$  is an MD-coloring that is restricted on  $G - v$ . By Claim 4.5,  $\Gamma - \Gamma(G - v) = \emptyset$ . Therefore  $md(G) = |\Gamma| = |\Gamma(G - v)| \leq md(G - v)$ . ■

**Theorem 4.6.** *If both  $G$  and  $\overline{G}$  are connected and  $|G| = n \geq 4$ , then  $md(G) \cdot md(\overline{G}) = 9$  when  $n = 4$ ;  $4 \leq md(G) \cdot md(\overline{G}) \leq 9$  when  $n = 5$ ;  $3 \leq md(G) \cdot md(\overline{G}) = 2(n - 1)$  when  $n = 6$  and  $1 \leq md(G) \cdot md(\overline{G}) \leq 2(n - 1)$  when  $n \geq 7$ . Furthermore, the bounds are sharp.*

*Proof.* We first show the upper bounds.

If  $n = 4$ , then  $G = \overline{G} = P_3$ ,  $md(G) \cdot md(\overline{G}) = 9$ ; if  $n = 5$ , then because  $md(G) + md(\overline{G}) = 6$ ,  $md(G) \cdot md(\overline{G}) \leq 9$ . The graphs  $G$  and  $\overline{G}$  are shown in Figure 5 (4) imply that  $md(G) \cdot md(\overline{G}) = 9$ .

We will show the upper bounds for  $n \geq 6$ . The proof proceeds by induction on  $n$ . We will show the inductive base ( $n = 6$ ) and the inductive step ( $n \geq 6$ ) simultaneously. Let  $G$  and  $\overline{G}$  be connected graphs with  $n \geq 6$ . By Lemma 4.2, there is a vertex  $v$  such that both  $G - v$  and  $\overline{G} - v$  are connected.

*Case 1:*  $d_G(v) \geq 2$  and  $d_{\overline{G}}(v) \geq 2$ .

Then  $v$  is not a pendent vertex or a cut-vertex of  $G$  and  $\overline{G}$ . By Lemma 4.4,  $md(G) \leq md(G - v)$  and  $md(\overline{G}) \leq md(\overline{G} - v)$ . Therefore,  $md(G) \cdot md(\overline{G}) \leq md(G - v) \cdot md(\overline{G} - v)$ . If  $n = 6$ ,  $md(G) \cdot md(\overline{G}) \leq 9 < 2(n - 1)$ ; if  $n > 6$ , by induction on  $n$ ,  $md(G) \cdot md(\overline{G}) \leq md(G - v) \cdot md(\overline{G} - v) \leq 2(n - 2) < 2(n - 1)$ .

*Case 2:*  $d_G(v) = 1$  and  $d_{\overline{G}}(v) = n - 2$ . Let  $u$  be the adjacent vertex of  $v$  in  $G$ . Then,  $v$  is adjacent to every vertex of  $V(\overline{G}) - \{u, v\}$  in  $\overline{G}$ .

If  $u$  is not a cut-vertex of  $\overline{G} - v$ , then  $\overline{G} - u = v \vee (\overline{G} - \{u, v\})$ . By Corollary 3.5,  $md(\overline{G} - u) = 1$ . Therefore,  $md(\overline{G}) \leq 2$ .

If  $\overline{G} - \{u, v\}$  has two components  $S_1$  and  $S_2$ , then  $\overline{G} - u = (v \vee S_1) \cup (v \vee S_2)$ . Since  $md(v \vee S_1) = md(v \vee S_2) = 1$ , then  $md(\overline{G} - u) = 2$ . Since  $u$  is not a pendent vertex or cut-vertex of  $\overline{G}$ , by Lemma 4.4,  $md(\overline{G}) \leq md(\overline{G} - u) \leq 2$ .

If  $\overline{G} - \{u, v\}$  has components  $S_1, \dots, S_k$  where  $k \geq 3$ , then let  $w_i$  be a vertex adjacent to  $u$  in  $S_i$  for  $i \in [k]$ . By Corollary 3.5,  $md(v \vee S_i) = 1$  for  $i \in [k]$ . We now show  $md(\overline{G}) = 1$ . Otherwise, there is an  $MD$ -coloring  $\Gamma$  of  $G$  with  $|\Gamma| \geq 2$ . Since  $u$  is not a pendent vertex or a cut-vertex of  $\overline{G} - u$ , by Claim 4.5,  $\Gamma(\overline{G} - u) = \Gamma$ . Then there are two edges  $e_1$  and  $e_2$  of  $\overline{G} - u$  such that  $\Gamma(e_1) \neq \Gamma(e_2)$ . Since  $md(v \vee S_i) = 1$  for  $i \in [k]$ , w.l.o.g., let  $e_1 = uw_1$  and  $e_2 = uw_2$ , then  $G[u, v, w_1, w_2, w_3] \cong K_{2,3}$ . This contradicts that  $\Gamma$  is an  $MD$ -coloring restricted on the subgraph  $G[u, v, w_1, w_2, w_3]$ . Therefore,  $md(\overline{G}) = 1$ .

According to the above,  $md(\overline{G}) \leq 2$ . Since  $md(G) = md(G - v) + 1$ ,  $md(G) \cdot md(\overline{G}) \leq 2md(\overline{G} - v) + 2$ . Since  $md(G - v) \leq n - 2$ ,  $md(G) \cdot md(\overline{G}) \leq 2(n - 1)$  for  $n \geq 6$ .

The graphs  $B_n$  and  $\overline{B}_n$  defined in the proof of Theorem 4.3 show that  $md(B_n) \cdot md(\overline{B}_n) = 2(n - 1)$ . So, the upper bound is sharp for  $n \geq 6$ .

Now we show the lower bounds.

If  $n = 4$ ,  $md(G) \cdot md(\overline{G}) = 9$ ; if  $n \geq 7$ , since  $md(G) + md(\overline{G}) \leq 2$ , then the bound is sharp, and since  $md(G) \cdot md(\overline{G}) \leq 1$ , then the bound is sharp.

If  $n = 5$ ,  $md(G) \cdot md(\overline{G})$  is minimum when  $G$  and  $\overline{G}$  are shown in Figure 5 (3), which implies that  $md(G) \cdot md(\overline{G}) = 4$ .

If  $n = 6$ , since  $md(G) + md(\overline{G}) \leq 4$ ,  $md(G) \cdot md(\overline{G}) \leq 3$ . Let  $G$  be a graph obtained by connecting an additional vertex  $w$  to a vertex of a 5-cycle. Then  $\overline{G} = w \vee C_5$ . Then  $md(G) = 3$  and  $md(\overline{G}) = 1$  by Corollary 3.5. Therefore, the lower bound is sharp for  $n = 6$ .  $\blacksquare$

For ease of reading, the lower bounds and upper bounds of  $md(G) \cdot md(\overline{G})$  for  $n \geq 4$  are summarized in the following table.

	$n = 4$	$n = 5$	$n = 6$	$n \geq 7$
Lower bound	9	4	3	1
Upper bound	9	9	10	$2(n - 1)$

Table 2: The bounds of  $md(G) \cdot md(\overline{G})$ .

## References

- [1] J.A. Bondy, U.S.R. Murty, Graph Theory, GTM 244, Springer, 2008.
- [2] Q. Cai, X. Li, D. Wu, Erdős-Gallai-type results for colorful monochromatic connectivity of a graph, *J. Comb. Optim.* 33(1)(2017), 123-131.
- [3] Q. Cai, X. Li, D. Wu, Some extremal results on the colorful monochromatic vertex-connectivity of a graph, *J. Comb. Optim.* 35(2018), 1300–1311.
- [4] Y. Caro, R. Yuster, Colorful monochromatic connectivity, *Discrete Math.* 311(2011), 1786-1792.
- [5] G. Chartrand, S. Devereaux, T.W. Haynes, S.T. Hedetniemi, P. Zhang, Rainbow disconnection in graphs, *Discuss. Math. Graph Theory* 38(4)(2018), 1007-1021.
- [6] G. Chartrand, G.L. Johns, K.A. McKeon, P. Zhang. Rainbow connection in graphs, *Math. Bohem.* 133(2008), 85–98.
- [7] D. Gonzalez-Moreno, M. Guevara, J.J. Montellano-Ballesteros, Monochromatic connecting colorings in strongly connected oriented graphs, *Discrete Math.* 340(4)(2017), 578-584.
- [8] R. Gu, X. Li, Z. Qin, Y. Zhao, More on the colorful monochromatic connectivity, *Bull. Malays. Math. Sci. Soc.* 40(4)(2017), 1769-1779.
- [9] H. Jiang, X. Li, Y. Zhang, Erdős-Gallai-type results for total monochromatic connection of graphs, *Discuss. Math. Graph Theory*, in press.
- [10] Z. Jin, X. Li, K. Wang, The monochromatic connectivity of some graphs, submitted, 2016.
- [11] X. Li, D. Wu, A survey on monochromatic connections of graphs, *Theory & Appl. Graphs* 0(1)(2018), Art.4.
- [12] Y. Mao, Z. Wang, F. Yanling, C. Ye, Monochromatic connectivity and graph products, *Discrete Math, Algorithm. Appl.* 8(01)(2016), 1650011.