

Enhanced Fulde-Ferrell-Larkin-Ovchinnikov and Sarma superfluid states near an orbital Feshbach resonance

Dongyang Yu,^{1,2} Wei Zhang,^{3,4,*} and Wu-Ming Liu^{1,2,5,†}

¹*Beijing National Laboratory for Condensed Matter Physics,
Institute of Physics, Chinese Academy of Sciences, Beijing 100190, China*

²*School of Physical Sciences, University of Chinese Academy of Sciences, Beijing 100190, China*

³*Department of Physics, Renmin University of China, Beijing 100872, China*

⁴*Beijing Key Laboratory of Opto-electronic Functional Materials and Micro-nano Devices,
Renmin University of China, Beijing 100872, China*

⁵*Songshan Lake Materials Laboratory, Dongguan, Guangdong 523808, China*

(Dated: December 2, 2019)

We investigate the Fulde-Ferrell-Larkin-Ovchinnikov (FFLO) and Sarma superfluid states in alkaline-earth-like ^{173}Yb atomic gases near an orbital Feshbach resonance at zero temperature with population imbalances in both the open and closed channels. We find that in uniform space both the Fulde-Ferrell and Sarma states are greatly enhanced by the spin-exchange interaction in the Bardeen-Cooper-Schrieffer side of the Feshbach resonance. While trapped in a harmonic potential, a cloud of long-lived ^{173}Yb atomic gas with small fraction of electronically-excited state population can stabilize not only the Sarma states with both the one and two Fermi surfaces but also the Fulde-Ferrell state, and leave detectable structures in the distribution of polarizations of different bands. As the degenerate ^{173}Yb cloud is readily available and the signatures predicted can be easily detected in *in-situ* and/or time-of-flight images, our findings are helpful to realize and detect the long-sought FFLO and Sarma states in experiments.

I. INTRODUCTION

The pairing between fermions and the resulting superfluid (SF) phases in the presence of a Zeeman energy (ZE) is one of the key questions in multidisciplinary fields of physics. Two well-known prototypes of unconventional SF, the inhomogeneous Fulde-Ferrell-Larkin-Ovchinnikov (FFLO) phase [1–3] and the homogenous Sarma (also referred as breached-pair) state [4, 5], have been proposed and extensively studied in condensed matter physics [6–9], cold atomic gas [10–23] and chromodynamics [3, 24]. As the ZE induces mismatch between Fermi surfaces, pairing can either take place between fermions near shifted Fermi surfaces to form FFLO states with Cooper pairs of non-zero center-of-mass momentum, or involve particles inside the larger Fermi sea to establish Sarma phase with gapless excitations.

For alkaline-metal atomic gases near a magnetic Feshbach resonance (MFR), the FFLO phase is predicted to be stable only within a narrow sliver of parameter space in the Bardeen-Cooper-Schrieffer (BCS) regime [11, 13, 20, 23], while the Sarma phase with one Fermi surface (FS) exists only in the Bose-Einstein-condensate (BEC) regime and the one with two FSs is always unstable [10, 13–16, 20]. Although earlier works suggest that either FFLO or Sarma SF can be realized under assistance of various mechanisms, e.g., spin-orbit coupling [25–27], multiband effect of optical lattices [28–32], and low-dimensionality [18, 19], a crystal sharp evidence

for the realization of FFLO and Sarma states is still hindered by experimental difficulties and technique limitations. Recently, a new kind of Feshbach resonance (OrbFR) is theoretically proposed and experimentally verified in alkaline-earth-like atomic gases [33–35]. Comparing to MFR, an OrbFR system involves four atomic levels [17, 36] and hence two independent ZEs in the open and closed channels, as well as a spin-flip inter-channel interaction. These characteristics bring new aspects to many physical properties, including the SF transition temperature [37], collective excitations [38–40], polaron-molecule transition [41], and topological states with spin-orbit coupling [42–46]. Specifically, Ref. [40] proposes an emergent Sarma state in large but equal ZEs ($h_o = h_c$) in the open and closed channels with an artificial choice of parameters, while Ref. [47] studies the pair-breaking effect of finite temperature in a harmonic trap without ZE.

Here we investigate the pairing states in degenerate ^{173}Yb gases as the unique OrbFR system up to date, at zero temperature with tunable ZEs using realistic experimental settings and physical parameters. The atoms are prepared in the lowest two electronic manifolds $|^1S_0\rangle$ (denoted by orbital $|g\rangle$) and $|^3P_0\rangle$ ($|e\rangle$) with nuclear spins m_\uparrow (labeled by pseudo-spin $|\uparrow\rangle$) and m_\downarrow ($|\downarrow\rangle$). The open channel is composed of $|o, \uparrow\rangle \equiv |e, \uparrow\rangle$ and $|o, \downarrow\rangle \equiv |g, \downarrow\rangle$, while the closed channel involves $|c, \uparrow\rangle \equiv |g, \uparrow\rangle$ and $|c, \downarrow\rangle \equiv |e, \downarrow\rangle$. The pairing states in the open and closed channels can in principle be different. For a 3-dimensional (3D) uniform system, we find by employing a mean-field approach that among all possible combinations of SF states in different channels, only four of them are stabilized as listed in Fig. 1. Specifically, at least one of the two channels (labeled by the subscript o or c) must

* wzhangl@ruc.edu.cn

† wmliu@iphy.ac.cn

be in the BCS phase regardless of the choice of ZEs. In the limiting case of $h_c = 0$, both FFLO and Sarma states are stabilized in a rather large regime of BCS side. We then discuss the effect of an external harmonic trap under the local-density approximation, and show that both the FFLO and Sarma states leave sizable signatures of density distributions [15, 48] which can be easily detected by *in-situ* and/or time-of-flight imaging techniques [49].

II. MODEL

For an OrbFR system, the Hamiltonian in the grand canonical ensemble takes the form,

$$\hat{H} = \sum_{\mathbf{k}} \sum_j^{o,c} \sum_{\sigma}^{\uparrow,\downarrow} \xi_{\mathbf{k},j,\sigma} \hat{c}_{\mathbf{k},j,\sigma}^\dagger \hat{c}_{\mathbf{k},j,\sigma} + \sum_{i,j}^{o,c} U_{ij} \sum_{\mathbf{q},\mathbf{k},\mathbf{k}'} \hat{c}_{\mathbf{q}-\mathbf{k},i,\downarrow}^\dagger \hat{c}_{\mathbf{q}+\mathbf{k},i,\uparrow}^\dagger \hat{c}_{\mathbf{q}+\mathbf{k}',j,\uparrow} \hat{c}_{\mathbf{q}-\mathbf{k}',j,\downarrow}, \quad (1)$$

where $\xi_{\mathbf{k},j,\sigma} = \epsilon_{\mathbf{k}} - \mu_j + \xi_\sigma h_j$, the kinetic energy $\epsilon_{\mathbf{k}} = \hbar^2 |\mathbf{k}|^2 / 2M$ with M the atomic mass, the chemical potentials $\mu_o = \mu$ and $\mu_c = \mu - \delta/2$. The inter-channel detuning $\delta = \delta_g \mu_N \Delta_m |\mathbf{B}|$ is well controlled by an external magnetic field \mathbf{B} with δ_g the nonzero differential Landé g factor between $|g\rangle$ and $|e\rangle$, μ_N the nuclear Bohr magneton and $\Delta_m = m_\uparrow - m_\downarrow$. $\hat{c}_{\mathbf{k},j,\sigma}$ ($\hat{c}_{\mathbf{k},j,\sigma}^\dagger$) is the annihilation (creation) operator of atom with momentum \mathbf{k} and spin σ in the channel j , and an effective ZE h_j ($\xi_\sigma = \pm 1$ for spin-up and spin-down) is additionally applied by introducing intra-channel population imbalances that are one-to-one mapping to the experimentally tunable imbalances in the degree of nuclear spin and electronic orbit. The intra-channel coupling strength is symmetric $U_{oo} = U_{cc} = U_0$ and the inter-channel spin-exchange interaction $U_{oc} = U_{co} = U_1$ with $U_0 = (U_+ + U_-)/2$ and $U_1 = (U_+ - U_-)/2$. Here, U_\pm are related to the corresponding s -wave scattering length $a_{s\pm}$ via the conventional renormalization relation [50]. By increasing δ from zero (set $\delta \geq 0$), the effective scattering length a_s between particles in the open channel is tuned from the BEC regime to the resonance point at $\delta_{\text{res}} = 4\hbar^2/M(a_{s+} + a_{s-})^2$, and to the deep BCS regime [33]. Notice that it is intrinsic that the deep BEC regime can not be reached in OrbFR.

For simplicity, we consider here only the Fulde-Ferrell (FF) state where all Cooper pairs acquire the same momentum. Although the Larkin-Ovchinnikov state with two components of opposite momenta is in principle more stable than the FF state, they are qualitatively consistent around the phase boundaries [20, 51]. Due to the momentum conservation, the momentum of Cooper pairs $2\hbar\mathbf{Q}$ are the same in both channels, and the order parameters

h_o	Sarma_oBCS_c	Sarma _o FF _c	Sarma _o Sarma _c
	FF_oBCS_c	FF _o FF _c	FF _o Sarma _c
	BCS_oBCS_c	BCS _o FF _c	BCS_oSarma_c
0	h_c		

FIG. 1. (Color online) Summary of all possible SF phases in the presence of finite ZEs in the open and closed channels. The combined symbol $X_o Y_c$ represents that the open (closed) channel is X (Y) phase with X or Y \equiv BCS, FF and Sarma. The combinations labeled in black bold (grey normal) are (not) observed in systems with realistic parameters.

in different channels can be written as

$$\Delta_o = \sum_{\mathbf{k}} (U_0 \langle \hat{c}_{\mathbf{Q}+\mathbf{k},o,\uparrow} \hat{c}_{\mathbf{Q}-\mathbf{k},o,\downarrow} \rangle + U_1 \langle \hat{c}_{\mathbf{Q}+\mathbf{k},c,\uparrow} \hat{c}_{\mathbf{Q}-\mathbf{k},c,\downarrow} \rangle),$$

$$\Delta_c = - \sum_{\mathbf{k}} (U_1 \langle \hat{c}_{\mathbf{Q}+\mathbf{k},o,\uparrow} \hat{c}_{\mathbf{Q}-\mathbf{k},o,\downarrow} \rangle + U_0 \langle \hat{c}_{\mathbf{Q}+\mathbf{k},c,\uparrow} \hat{c}_{\mathbf{Q}-\mathbf{k},c,\downarrow} \rangle), \quad (2)$$

Within the mean-field treatment, the order parameters $\Delta_{o/c}$ and the wavevector of Cooper pairs $|\mathbf{Q}|$ are self-consistently determined by the saddle-point equations which extremize the thermodynamical potential δG of Hamiltonian Eq. (1) with respect to the normal phase [20] (Appendix A). As δG is an even function for both ZEs, we assume $h_{o/c}$ are positive definite without loss of generality.

The saddle-point equations have multiple solutions for the OrbFR system. One is an in-phase solution where the order parameters Δ_o and Δ_c have the same phase, while the other one is an out-of-phase solution with a π phase difference. For ^{173}Yb , the two scattering lengths are positive and satisfy $a_{s+} \gg a_{s-} > 0$ (see below). Thus, the absolute ground state is the in-phase solution which corresponds to a rather trivial SF phase of deeply bound dimers. The metastable out-of-phase solution can be tuned through the BEC-BCS crossover [52, 53] and is proved to be both mechanically and dynamically stable in the case without population imbalance [38]. We focus on this out-of-phase metastable solution, assuming it is also stable in the presence of population imbalance, and consider it as the ‘ground’ state (Appendix A) unless specified. We also assume without loss of generality that $\Delta_o \geq 0$ and $\Delta_c \leq 0$.

In the presence of ZEs, the pairing state in each channel can be chosen from the BCS, FF, and Sarma states, which are characterized by $|\mathbf{Q}| = 0$ with no polarization, $|\mathbf{Q}| \neq 0$, and $|\mathbf{Q}| = 0$ with polarization, respectively. There are hence nine different combinations as depicted in Fig. 1. However, in a fairly large parameter regime which is realistic in experiments, five of these possibilities (gray in Fig. 1) are ruled out from the ‘ground’ state as defined above. In particular, the pairing state in the closed channel is most likely to be in the BCS phase, except in the limiting case of large h_c and small h_o where the Sarma phase (only one FS in most regime except

around $\delta = 0$) is stabilized in the closed channel while the open channel is a BCS state (i.e., $\text{BCS}_o\text{Sarma}_c$). This result can be understood by noticing that as the closed channel is highly detuned, the low-lying states in the open channel can assist pairing in the closed channel via the spin-exchange interaction, in return favor the conventional BCS state which has no modulation or nodal structure. Another consequence of the inter-channel interaction is that the two order parameters $\Delta_{o/c}$ approach zero simultaneously with increasing ZEs, showing that the superfluidity in both channels are intimately connected with each other as suggested in a finite-temperature analysis of the population balanced case [37].

The pairing state in the open channel, however, possesses a rich phase diagram with all three possibilities of BCS, FF, and Sarma states when h_c is weak. Thus, next we focus on the limiting case of $h_c = 0$ and investigate the phase diagram by varying h_o . The general scenario in the presence of both ZEs will be discussed in the section IV. We remark here that the ZEs $h_{o/c}$ in both channels can be independently tuned by the population imbalances in both channels ($P_j = (N_{j,\downarrow} - N_{j,\uparrow}) / (N_{j,\downarrow} + N_{j,\uparrow})$ for $j \equiv o, c$), or equivalently by the imbalances in the two electronic orbits $|g\rangle$ and $|e\rangle$,

$$P_g = \frac{N_{g,\downarrow} - N_{g,\uparrow}}{N_{g,\downarrow} + N_{g,\uparrow}} = \frac{(1 + P_o)(1 - F_c) - F_c(1 - P_c)}{(1 + P_o)(1 - F_c) + F_c(1 - P_c)}, \quad (3)$$

$$P_e = \frac{N_{e,\downarrow} - N_{e,\uparrow}}{N_{e,\downarrow} + N_{e,\uparrow}} = \frac{(1 + P_c)F_c - (1 - P_o)(1 - F_c)}{(1 + P_c)F_c + (1 - P_o)(1 - F_c)}. \quad (4)$$

The fraction of the $|e\rangle$ state F_e is related to the fraction of the closed channel $F_c = (N_{c,\downarrow} + N_{c,\uparrow})/N$ by

$$F_e = \frac{N_{e,\downarrow} + N_{e,\uparrow}}{N} = \frac{(1 - P_o)(1 - F_c) + (1 + P_c)F_c}{2}, \quad (5)$$

both of them are self-consistently determined by the saddle-point equations, here N is the total number of atoms.

III. BEC-BCS CROSSOVER AT $h_c = 0$

In the absence of population imbalance, particles in the closed channel are either in the BCS_c phase with finite order parameters $\Delta_{o/c}$, or in the unpolarized normal (vacuum) state with $\Delta_{o/c} = 0$ for $\delta/2 < \mu$ ($\delta/2 \geq \mu$). Thus, in the following discussion we focus only on the open channel without mentioning the state of closed channel unless necessary. To get a clear connection with the case without population imbalance, we use a dimensionless quantity $\hat{h}_o \equiv h_o/\Delta_o$ ($h_o = 0, h_c = 0$) to measure the ZE of open channel through rescaling h_o by the corresponding order parameter Δ_o when $h_o = h_c = 0$ for given inter-channel detuning δ and chemical potential μ . As a concrete example, we take $a_{s+} = 1900a_0$ and

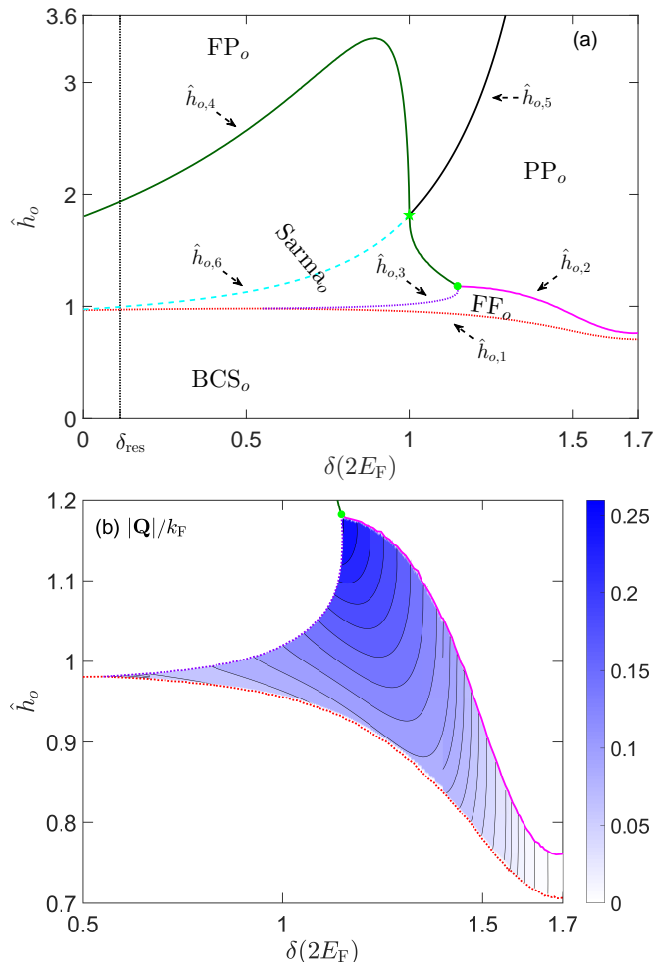


FIG. 2. (Color online) (a) Zero temperature phase diagram in the δ - \hat{h}_o (\hat{h}_o is dimensionless) plane with $h_c = 0$ and $\mu = E_F$ (in 3D uniform space). Three distinctive SF phases of the open channel— BCS_o , Sarma_o and FF_o —are present while the closed channel remains in the BCS_c phase. PP_o (FP_o) stands for the partially (fully)-polarized normal state. The thick dotted/solid lines (labeled as $\hat{h}_{o,i}$ for $i = 1, \dots, 5$) represent the first/second order quantum phase transition (Appendix B), which are hinged by tricritical (green circle) and tetracritical (green pentagram) points. The thin black dotted line indicates the resonance point δ_{res} while the thin cyan dashed line $\hat{h}_{o,6}$ stands for the topological transition between Sarma_o states with one and two FSs. (b) Contour plot of the wavevector $|\mathbf{Q}|$ in the FF_o regime.

$a_{s-} = 210a_0$ [34, 35, 54] for ^{173}Yb with a_0 the Bohr radius, and consider a gas in 3D uniform space with mean total number density $n_0 = 5.2 \times 10^{15} \text{cm}^{-3}$, which corresponds to $(k_F a_{s+})^{-1} = 0.062$ and $(k_F a_{s-})^{-1} = 0.588$ with the Fermi wavevector $k_F = (3\pi^2 n_0)^{1/3}$.

In Fig. 2(a), we depict the zero temperature phase diagram by varying δ and \hat{h}_o for a fixed $\mu = E_F$. Generally speaking, the system is in the BCS_o state when \hat{h}_o is small, becomes Sarma_o or FF_o for moderate \hat{h}_o depending on the detuning, and eventually turns into a fully

(FP_o) or partially (PP_o) polarized normal state for even larger \hat{h}_o . In the BEC regime of $\delta < \delta_{\text{res}}$, the BCS gap Δ_o becomes larger than the chemical potential μ due to the formation of tightly bound molecules [53]. As a result, the critical ZE $\hat{h}_{o,1} \approx 1$, beyond which the Sarma_o phase can be stabilized by pairing few atoms around zero kinetic energy (also pairing around the larger FS of the open channel). Actually the Sarma_o phase possesses two FSs within the parameter region $\hat{h}_o < \hat{h}_{o,6}$, and features one FS for $\hat{h}_o > \hat{h}_{o,6}$ (Appendix C). Note that the line of $\hat{h}_{o,6}$ remains above $\hat{h}_{o,1}$ throughout the OrbFR, with a small interval 0.07 at $\delta = 0$. In the BCS regime of $\delta > \delta_{\text{res}}$, the critical ZE $\hat{h}_{o,1}$ decreases from the limiting value of unity, and the Sarma_o state is gradually replaced by the FF_o state with nonzero wavevector $|\mathbf{Q}|$. In particular, in the BCS limit with $\delta/(2E_F) \gtrsim 1.7$, the lower ($\hat{h}_{o,1}$) and upper ($\hat{h}_{o,2}$) boundaries of FF_o saturate to $1/\sqrt{2} \approx 0.756$, in consistency with the results in conventional MFR [13, 40, 55].

A distinct feature of the phase diagram Fig. 2(a) is that both the stable regions of Sarma_o and FF_o are greatly enlarged by evolving from the BEC to the unitarity and to the BCS regime for $\delta \lesssim 2\mu$. This is in stark contrast to the case of broad MFR, where the Sarma and FF phases are both hindered by crossing over from the BEC to the BCS side [11, 13, 20]. To understand this result, we notice that when $\delta < 2\mu$, both the open and closed channels are populated, such that the Hamiltonian Eq. (1) can be considered as a two-band model with effectively asymmetric interactions resulting from the finite detuning δ . Thus, as one enhances the asymmetry between the two bands with increasing δ , the Sarma and FF states can be further stabilized by the extra closed channel and the corresponding inter-channel pair tunneling [8, 23, 28, 29, 40, 52] induced by spin-exchange interaction (Eq. A2). On the other hand, when $\delta \gtrsim 2\mu$, the highly detuned closed channel is essentially frozen and the inter-channel pair tunneling is significantly reduced. As a result, the system gradually reduces to an effective single-band model as for a broad MFR [56], where the Sarma (FFLO) state becomes unstable (fragile).

The crossover from a two-band to a single-band model can also be observed from the variation of wavevector $|\mathbf{Q}|$ of the FF_o state, as shown in Fig. 2(b). In the two-band side with $\delta \lesssim 2\mu$, FF_o emerges with a small $|\mathbf{Q}| \lesssim 0.05k_F$. The increase of δ within this regime can enhance the inter-channel pair tunneling, such that the system can tolerate a much larger wavevector. After reaching the maximal value of $|\mathbf{Q}| \approx 0.26k_F$ at $\delta/2E_F \approx 1.147$, the wavevector starts to drop with δ , and approaches to zero as one would naturally expect for a single-band model in the deep BCS limit [20].

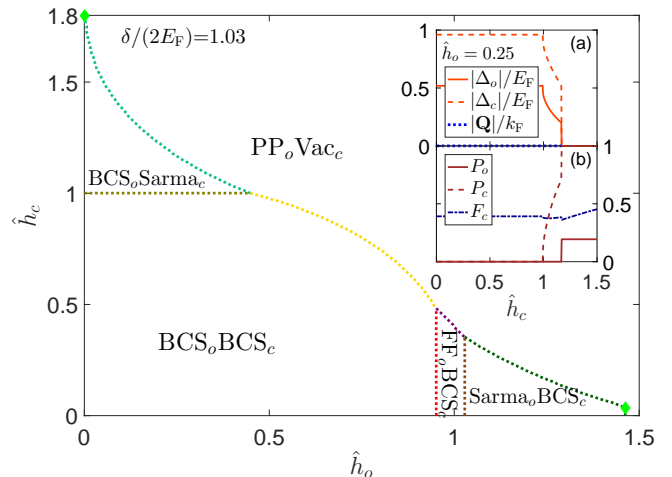


FIG. 3. (Color online) A typical phase diagram in the dimensionless scaled \hat{h}_o - \hat{h}_c plane at zero temperature when $\delta/(2E_F) = 1.03$. Other settings can be found in Fig. 2 and the symbols are explained in the main text. The inset shows the evolutions along h_c line with fixed $h_o = 0.25$.

IV. TYPICAL PHASE DIAGRAM WITH BOTH ZEEMAN ENERGIES

In the case of both finite ZEs in both channels, $h_o > 0$ and $h_c > 0$, a typical phase diagram is shown in the dimensionless scaled ZEs $\hat{h}_{o/c} \equiv h_{o/c}/|\Delta_{o/c}(h_o = 0, h_c = 0)|$ in Fig. 3 with $\delta/(2E_F) = 1.03$ and $\mu = E_F$. As one can see, by varying \hat{h}_o and \hat{h}_c , all four stable SF phases, including BCS_oBCS_c, FF_oBCS_c, Sarma_oBCS_c and BCS_oSarma_c, are present in the lower-left side of the phase diagram, while in the upper-right corner with quite large ZEs, particles in the open channel is in PP_o state due to $\hat{h}_o < \hat{h}_{o,5}$ and the closed channel is in vacuum (Vac_c) because of $\mu_c < 0$. This phase diagram suggests a general scenario that the presence of ZE in one channel would reduce the SF order parameter of the trivial BCS phase and consequently suppress pairing in the other channel through inter-channel pair tunneling. We note here that the critical scaled ZE from BCS_oBCS_c to BCS_oSarma_c is very close to unity because the effective gap of the closed channel $\Delta_{\text{eff},c} = \sqrt{\Delta_c^2 + \mu_c^2 \Theta(-\mu_c)} \cong |\Delta_c|$. From the behaviors of relevant physical quantities shown in the insets of Fig. 3, we conclude that all phase transitions in Fig. 3 labeled by dotted lines are of the first order, except around the points (labeled by green diamond symbols) in the upper-left and the lower-right corners with highly asymmetric ZEs where the transitions are of the second order.

V. DETECTION

To facilitate the identification of the exotic states discussed above, we next study the distributions of atoms

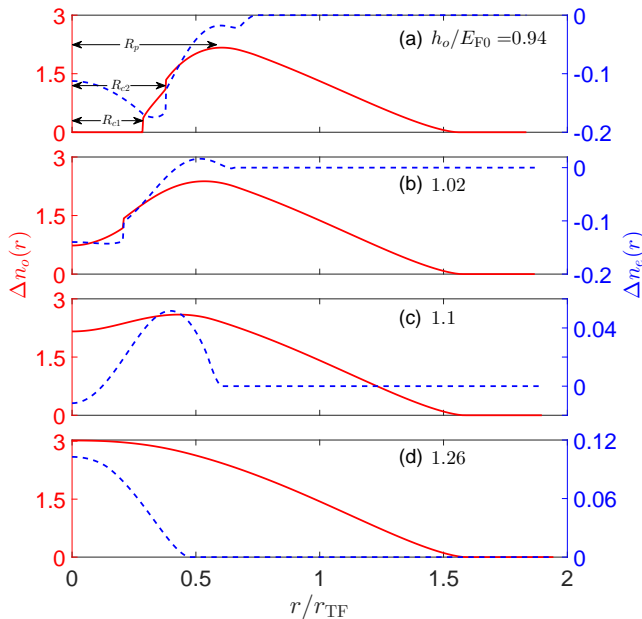


FIG. 4. (Color online) Four typical polarizations in 3D isotropic harmonic trap, $\Delta n_o(r)$ and $\Delta n_e(r)$, versus the radial radius (the Thomas-Fermi radius r_{TF}) in panels (a-d) as h_o varies. The three critical radii of $\Delta n_o(r)$ are demonstrated in panel (a). In the plot, we choose a typical $\delta/(2E_{\text{F0}}) = 1.03$ in the BCS side with $h_c = 0$ and the Fermi energy E_{F0} corresponding to total number density $n_0 = 5.2 \times 10^{15} \text{cm}^{-3}$.

in an external 3D isotropic harmonic trap $V_{\text{ext}}(\mathbf{r}) = M\omega^2 r^2/2$ at zero temperature under the local-density approximation [48]. Comparing with a broad MFR system, a key characteristic of the OrbFR is that with increasing h_o , the BCS_o core can be completely suppressed and replaced by the Sarma_o or FF_o state, therefore leaving detectable features in the distribution of polarizations of relevant bands.

One measurable quantity is the distribution of polarization $\Delta n_o(r) = n_{o,\downarrow}(r) - n_{o,\uparrow}(r)$ with $n_{o,\sigma}(r) = \sum_{\mathbf{k}} n_{o,\sigma}(\mathbf{k}, r)$ along the radial axis, which can be obtained either by counting independently the two density distributions $n_{o,\downarrow}(r)$ and $n_{o,\uparrow}(r)$, or by directly measuring the density difference between $|g\rangle$ and $|e\rangle$ through phase-contrast imaging technique [12] working at anti-magic wavelength [57] (when $h_c = 0$). Four typical distributions of polarization $\Delta n_{o/e}(r)$ [58] are displayed in Figs. 4(a)-(d). When h_o is weak, $\Delta n_o(r)$ shows clear features with an empty core (up to a critical radius R_{c1}), a secondary jump (at position R_{c2}) and a peak (at R_p), due to the different polarizations of various SF phases (Appendix B). The empty core and the secondary jump, corresponding respectively to the BCS_o and FF_o states, disappear when h_o is large enough. The evolution of the shell structures of a harmonically-trapped gas can be seen from the critical radii shown in Fig. 5(a) and the polarizations $\Delta n_o(r=0)$ or $\Delta n_e(r=0)$ at trap center as in Fig. 5(b). In both panels, clear phase transitions

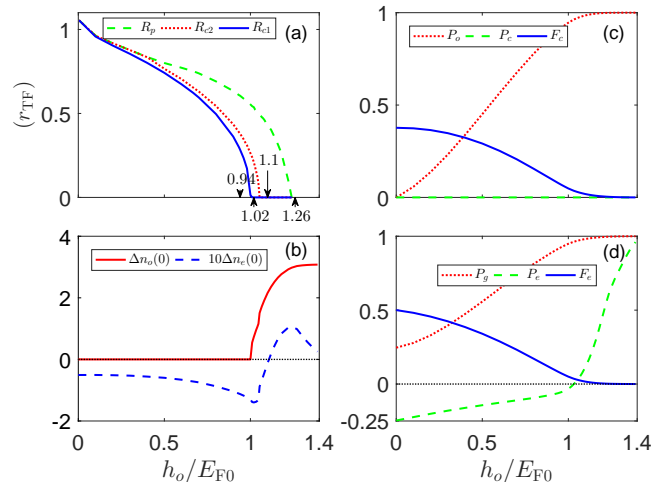


FIG. 5. (Color online) Evolutions of several measurable quantities are shown as h_o increases, including the three critical radii (a), the polarizations of $\Delta n_{o/e}(r=0)$ in the center of trap (b) and the polarizations and fractions in the degree of channels (c) and electronic orbits (d). All settings are the same as in Fig. 4.

are demonstrated when $h_o \approx E_{\text{F0}}$.

We emphasize that as h_o can suppress the superfluidity through inter-channel pair tunneling, the excited fraction F_e and closed channel fraction F_c are both small at large h_o as in Fig. 5(c-d). Although the inelastic collisions between two $|e\rangle$ atoms will induce severe atom loss and heating, thereby preventing a high fraction of the excited state $|e\rangle$, a quasi-two-dimensional cloud of highly polarized but long-lived ^{173}Yb atomic gas is still available experimentally with F_e as large as 22% at temperature as low as $0.14E_{\text{F}}$ [49]. Our results hence suggest a practical scheme to detect the FFLO and Sarma signatures in trapped alkaline-earth-like gases.

Another accessible quantity is the columnar-integrated density distributions in momentum space for the $|e, \sigma\rangle$ state $\bar{n}_{e,\sigma}(k_x, k_y) = k_{\text{F0}}^2/(2\pi^2 N) \int dk_z \int dr r^2 n_{e,\sigma}(\mathbf{k}, r)$ or the polarization $\Delta \bar{n}_e(k_x, k_y) = \bar{n}_{e,\downarrow} - \bar{n}_{e,\uparrow}$, which is about angle θ with the FF wavevector \mathbf{Q} and can be easily obtained by a procedure similar to the *in-situ* imaging. For alkaline-metal atoms around a broad MFR, the Sarma state keeps stable only in the BEC side therefore with one FS, whose signature can be detected by spin-selective time-of-flight imaging [15] and the one of FFLO state is usually smeared out by the robust BCS state in the trap center [11, 23]. However, for the OrbFR system in the BCS side, we identify clear signatures not only for Sarma state with one and two FS(s), but also for the anisotropic FF state. In Figs. 6(a-d), we show the momentum density distribution $n_{e,\uparrow}$ along the radial momentum corresponding to scenarios in Figs. 4(a-d), as the system acquires an axial symmetry when $\theta = 0$. As we can see, a non-monotonic valley structure with a double- or single-peak gradually emerges around the Fermi wavevector k_{F0} , stemming from the fully-empty shell (ball) of

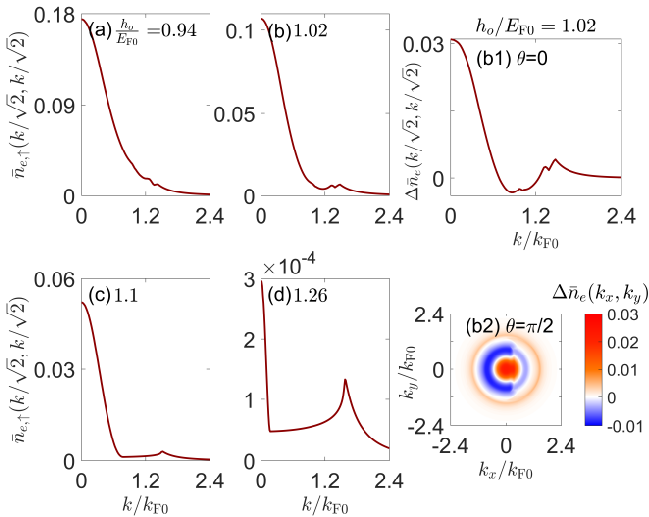


FIG. 6. (Color online) Columnar-integrated momentum distributions $\bar{n}_{e\uparrow}(k_x, k_y)$ along the radial axis in panels (a-d) when $\theta = 0$, and $\Delta\bar{n}_e(k_x, k_y)$ in panels (b1-b2) for $h_o/E_{F0} = 1.02$. Other parameters are the same as in Fig. 4.

$|e, \uparrow\rangle$ between the two FSs (below the one FS) in the Sarma_o with two (one) FSs and the depletion of BCS_o or FF_o state, while the robust core around zero momentum eventually disappears because it is dominated by the Sarma_o state with one FS as in Fig. 6(d). The above signatures can be seen more apparently by measuring the polarization $\Delta\bar{n}_e(k_x, k_y)$ in the $|e\rangle$ state (Appendix D), exemplified as in Fig. 6(b1-b2) with $h_o/E_{F0} = 1.02$. Notice that the fully empty shell or ball of the Sarma state enhances the anisotropy induced by the FF_o state, which is maximized when $\theta = \pi/2$ as in Fig. 6(b2).

VI. CONCLUSION

We study exotic pairing phases in ultracold gases of ^{173}Yb atoms near an orbital Feshbach resonance in the presence of tunable population imbalances. Using realistic parameters, we identify the full phase diagram by independently tuning both ZEs of both channels, and find that with balanced population of closed channel, both the FFLO and Sarma superfluid phases are greatly enhanced in the BCS side by the strong inter-channel pair tunneling induced by spin-exchange interaction. Importantly, because the robust BCS core in a harmonic trap center can be fully suppressed, not only the Sarma states with both one and two Fermi surfaces but also the FFLO state can be detected by measuring the polarization distributions of relevant band in current experiments. Our results suggest another route to realize and detect the long-sought Sarma and FFLO states in alkaline-earth-like atomic gases.

ACKNOWLEDGMENTS

We thank Dr. Ren Zhang and Dr. Xibo Zhang for helpful discussions on experimental details. This work is supported by the National Key R&D Program of China [Grants No. 2016YFA0301500 (W.L.) and No. 2018YFA0306501 (W.Z.)], the National Natural Science Foundation of China [Grants No. 11434015 (W.L.), No. 11434011 (W.Z.), No. 61835013 (W.L.), No. 11522436 (W.Z.), and No. 11774425 (W.Z.)], SPRPCAS (Grants No. XDB01020300 and No. XDB21030300), the China Postdoctoral Science Foundation [Grants No. 2018M631608 (D.Y)], the Beijing Natural Science Foundation (Grant No. Z180013), and the Research Funds of Renmin University of China (Grants No. 16XNLQ03 and No. 18XNLQ15).

Appendix A: Grand thermodynamic potential and saddle-point equations

In grand canonical ensemble, the grand thermodynamic potential (in 3D uniform space) with respect to the normal state at zero temperature is calculated in standard formalism and explicitly divided into three parts: the thermodynamic potential associated with the open (δG_o) and closed (δG_c) channels ($j \equiv \{o, c\}$ hereafter),

$$\delta G_j = -\frac{M}{8\pi\hbar^2} \left(\frac{1}{a_{s+}} + \frac{1}{a_{s-}} \right) \Delta_j^2 - \sum_{\mathbf{k}, \sigma} \xi_{\mathbf{k}, j, \sigma} \Theta(-\xi_{\mathbf{k}, j, \sigma}) + \sum_{\mathbf{k}} \left[\frac{\Delta_j^2}{2\epsilon_{\mathbf{k}}} + \bar{\xi}_{\mathbf{k}, j} - E_{\mathbf{k}, j} + \sum_{\pm} E_{\mathbf{k}, j, \pm} \Theta(-E_{\mathbf{k}, j, \pm}) \right], \quad (\text{A1})$$

and the interference energy between the two channels,

$$\delta G_{oc} = -\frac{M}{4\pi\hbar^2} \left(\frac{1}{a_{s-}} - \frac{1}{a_{s+}} \right) \Delta_o \Delta_c, \quad (\text{A2})$$

which results in the inter-channel pair tunneling [28], \hbar is the Planck's constant. The saddle-point equations for the two superfluid (SF) order parameters and the magnitude of pair wavevector then read,

$$\frac{4\pi\hbar^2}{M} \Delta_o R_o = \left(\frac{1}{a_{s-}} + \frac{1}{a_{s+}} \right) \Delta_o + \left(\frac{1}{a_{s-}} - \frac{1}{a_{s+}} \right) \Delta_c, \\ \frac{4\pi\hbar^2}{M} \Delta_c R_c = \left(\frac{1}{a_{s-}} + \frac{1}{a_{s+}} \right) \Delta_c + \left(\frac{1}{a_{s-}} - \frac{1}{a_{s+}} \right) \Delta_o, \quad (\text{A3})$$

and

$$|\mathbf{Q}|(S_o + S_c) = T_o + T_c, \quad (\text{A4})$$

where three specialized functions in each channel are defined as

$$\begin{aligned}
 R_j &= \sum_{\mathbf{k}} \frac{1}{\epsilon_{\mathbf{k}}} - \frac{\Theta(+E_{\mathbf{k},j,-}) - \Theta(-E_{\mathbf{k},j,+})}{E_{\mathbf{k},j}}, \\
 S_j &= \sum_{\mathbf{k}} 1 - \frac{\bar{\xi}_{\mathbf{k},j}}{E_{\mathbf{k},j}} (\Theta(+E_{\mathbf{k},j,-}) - \Theta(-E_{\mathbf{k},j,+})), \\
 T_j &= \sum_{\mathbf{k}} |\mathbf{k}| \cos(\theta_{\mathbf{k}}) (\Theta(-E_{\mathbf{k},j,-}) - \Theta(-E_{\mathbf{k},j,+})). \quad (\text{A5})
 \end{aligned}$$

In the expressions above, $\theta_{\mathbf{k}}$ is the angle between \mathbf{Q} and \mathbf{k} , $\Theta(\cdot)$ is the Heaviside function. The energy dispersions of quasi-particles are $E_{\mathbf{k},j,\pm} = \pm(\hbar^2 \mathbf{Q} \cdot \mathbf{k}/M + h_j) + E_{\mathbf{k},j}$ with $E_{\mathbf{k},j} = \sqrt{\bar{\xi}_{\mathbf{k},j}^2 + |\Delta_j|^2}$ and $\bar{\xi}_{\mathbf{k},j} = \epsilon_{\mathbf{k}} + \epsilon_{\mathbf{Q}} - \mu_j$.

Due to the intrinsic feature of the ^{173}Yb orbital Feshbach resonance (OrbFR), its ‘ground’ state must satisfy the following three constraints simultaneously: 1) It is an out-of-phase solution of the gap equations (Eqs. A3) and the saddle-point equation (Eq. A4); 2) It gives the lowest energy δG ; 3) The matrix of the second derivatives of δG with respect to $\Delta_{o/c}$ and $|\mathbf{Q}|$ possesses only one non-positive eigenvalue.

Appendix B: Quantum phase transition

To further characterize various phases and quantum phase transitions discussed in Section III, we present the evolutions of several physical quantities with the dimensionless scaled \hat{h}_o in Fig. 7 for four typical values of δ . In the BCS_o phase with both $|\mathbf{Q}| = 0$ and $P_o = 0$, we find that the closed channel is occupied macroscopically even in the BCS limit with $\delta \gg \delta_{\text{res}}$ due to the inter-channel pair tunneling, as can be seen from the closed channel fraction F_c . In the two-band regime of $\delta/2\mu \lesssim 1$, the open and closed channels are approximately equally populated with $F_c \sim 0.5$, as shown in Figs. 7(a)-7(c). However, when $\delta/2\mu \gtrsim 1$, the system crosses over to the single-band model with F_c significantly reduced from 0.5 as in Fig. 7(d). In the Sarma_o phase with $|\mathbf{Q}| = 0$ and $P_o \neq 0$, a phase separation in momentum space is clearly observed and verified by the density distribution (see Appendix C), which results in detectable signatures of this state as discussed in the main text and Appendix D. In the FF_o state with both $|\mathbf{Q}| \neq 0$ and $P_o \neq 0$, the wavevector $|\mathbf{Q}|$ increases roughly linearly with h_o [59]. From the behaviors of these quantities, we conclude that in the mean-field level, the phase transition from the BCS_o or Sarma_o to the FF_o phase is first-order (thick dotted lines in Fig. 2) [21, 22], while the one from the Sarma_o or the FF_o to the normal state (FP_o or PP_o) is second-order (thick solid lines in Fig. 2). It is remarkable that the polarization $P_c = (N_{c,\downarrow} - N_{c,\uparrow})/(N_{c,\downarrow} + N_{c,\uparrow})$ in the closed channel is always zero in all phases including the FF_o state due to the large energy gap $|\Delta_c|$ and $h_c = 0$.

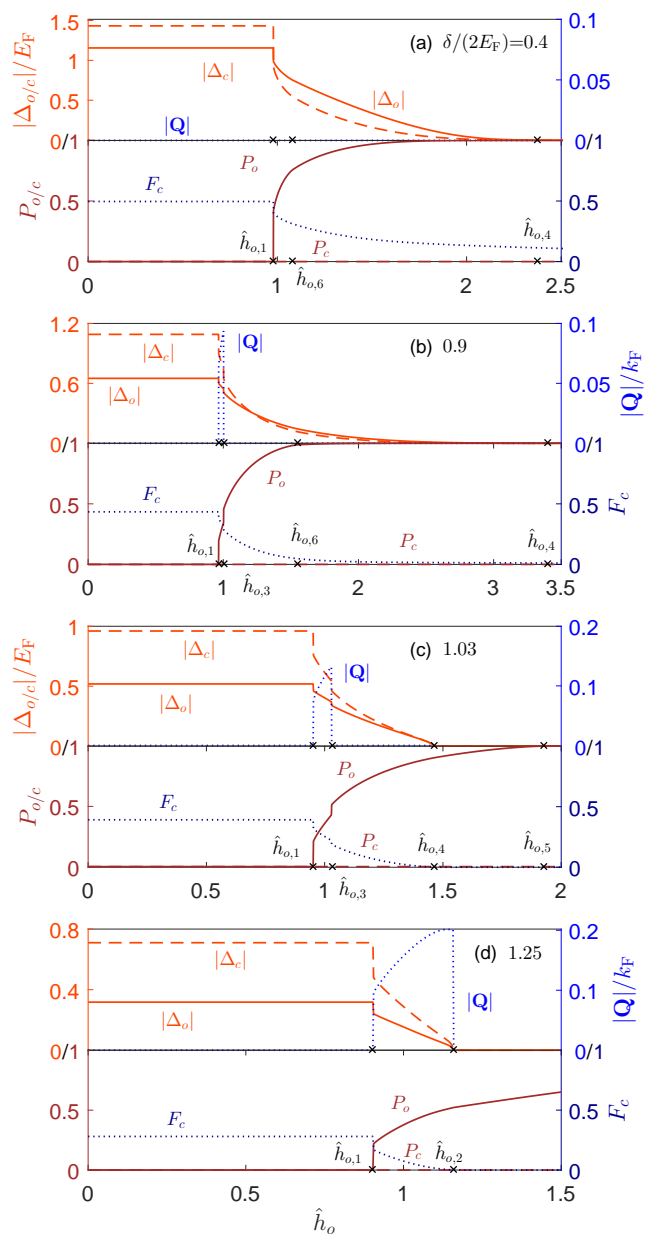


FIG. 7. (Color online) Magnitudes of order parameters $\Delta_{o/c}$ (orange solid/dashed lines), wavevector of the FF state $|\mathbf{Q}|$ (blue dotted lines), polarization $P_{o/c}$ of each channel (brown solid/dashed lines), and the fraction of the closed channel F_c (dark blue dotted lines) versus the dimensionless scaled ZE \hat{h}_o as the energy detuning $\delta/(2E_F)$ equals to 0.4 (a), 0.9 (b), 1.03 (c) and 1.25 (d). The crosses in each panel label the critical points of phase transitions, other notations and settings are the same as in Fig. 2.

Appendix C: momentum distributions of Sarma SF

In alkaline-metal atomic gases, both the BCS and Sarma SF states are homogeneous in spatial space. However in contrast to the BCS state, the Sarma state is usually stabilized in the presence of large Zeeman en-

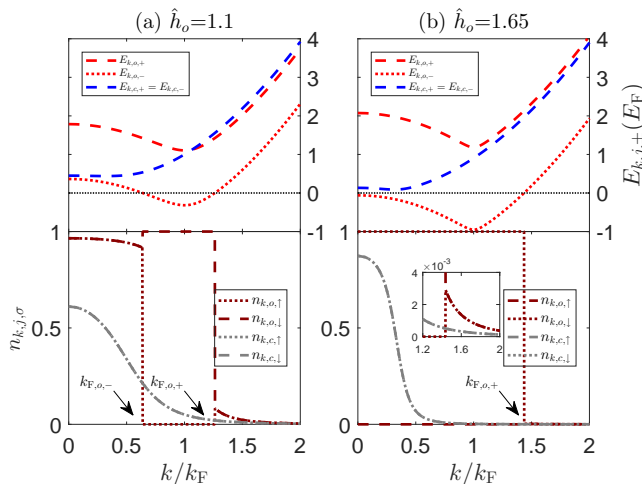


FIG. 8. (Color online) Dispersions (upper panels) of quasi-particle excitations $E_{\mathbf{k},j,\pm}$ and density distributions (lower panels) of bare atoms $n_{\mathbf{k},j,\sigma}$ of the Sarma_oBCS_c state in momentum space for (a) $\hat{h}_o = 1.1$ and (b) 1.65. The former (later) case corresponds to the Sarma state with two (one) FS(s). The inset in the lower-right panel is a zoom-in plot around the FS $k_{F,o,+}$, where $k_{F,o,\pm}$ is the Fermi wavevector. Here $\delta/(2E_F) = 0.9$ and $k \equiv |\mathbf{k}|$. Other settings are the same as in Fig. 2.

ergy (ZE) by reducing the magnitude of the SF order parameter $|\Delta|$ to become smaller than the corresponding ZE $|h|$. As a result, this state is fully polarized around the chemical potential and fully paired in the remained momentum space even at zero temperature. In other words, the Sarma state is a phase separation state in momentum space [4, 5]. Specifically, if $|\Delta| < h < \sqrt{\mu^2 + |\Delta|^2}$, a fully-polarized shell is formed in momentum space between the two Fermi surfaces (FSs) at $k_{F\pm} = \sqrt{2M(\mu \pm \sqrt{h^2 - |\Delta|^2})}/\hbar$ where quasi-particles are excited. While if $h \geq \sqrt{\mu^2 + |\Delta|^2}$, a fully-polarized ball can be seen below the FS with $k_{F+} = \sqrt{2M(\mu + \sqrt{h^2 - |\Delta|^2})}/\hbar$.

In alkaline-earth-like ^{173}Yb atomic gases, depending on the values of h_o and/or h_c , the Sarma state can be stabilized in the open or the closed channel. Here we take the Sarma_oBCS_c state as an example with tunable h_o and fixed $h_c = 0$. In Fig. 8 we show the typical dispersions of quasi-particle excitations $E_{\mathbf{k},j,\pm}$ and the corresponding momentum distributions of bare atoms $n_{\mathbf{k},j,\sigma} = \langle \hat{c}_{\mathbf{k},j,\sigma}^\dagger \hat{c}_{\mathbf{k},j,\sigma} \rangle$ in both channels. Here, $k_{F,o,+} = \sqrt{2M(\mu_o + \sqrt{h_o^2 - \Delta_o^2})}/\hbar$ for $h_o \geq |\Delta_o|$,

$k_{F,o,-} = \sqrt{2M(\mu_o - \sqrt{h_o^2 - \Delta_o^2})}/\hbar$ for $|\Delta_o| < h_o < \sqrt{\mu_o^2 + \Delta_o^2}$, and $k_{F,o,-} = 0$ for $h_o \geq \sqrt{\mu_o^2 + \Delta_o^2}$.

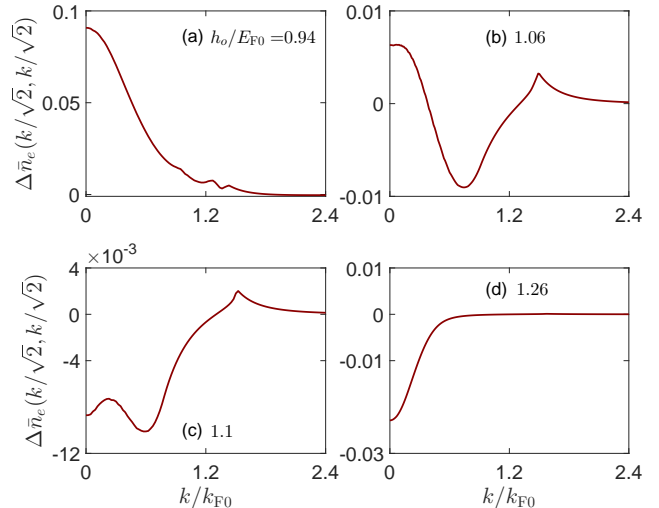


FIG. 9. Polarization of $|e\rangle$ state $\Delta \bar{n}_e(k_x, k_y)$ when the FF_o wavevector \mathbf{Q} (if nonzero) is aligned along the z axis, saying $\theta = 0$. Other parameters are the same as in Fig. 6 of main text.

Appendix D: Density distributions in a harmonic trap

In the presence of an external 3D isotropic harmonic trap, the characteristic length of the trap is much larger than other length scales, thus the local density approximation works well. By replacing the chemical potential μ_j in Eq. (1) in Section II by the local chemical potential $\mu_j(\mathbf{r}) = \mu_j - V_{\text{ext}}(\mathbf{r})$, we get the local density,

$$n_{j,\uparrow/\downarrow}(\mathbf{k}, r) = \frac{1}{2} \left[\left(1 + \frac{\bar{\xi}_{\mathbf{k},j}(r)}{E_{\mathbf{k},j}(r)} \right) \Theta(-E_{\mathbf{k},j,\pm}(r)) + \left(1 - \frac{\bar{\xi}_{\mathbf{k},j}(r)}{E_{\mathbf{k},j}(r)} \right) \Theta(+E_{\mathbf{k},j,\mp}(r)) \right], \quad (\text{D1})$$

The global chemical potential μ is constrained by the total number of atoms N .

Comparing with the Fig. 6(a-d), here we show the signatures of Sarma state in $\Delta \bar{n}_e(k_x, k_y)$ which can be obtained by spin-selective time-of-flight imaging technique. As we can see, the contrast of $\Delta \bar{n}_e(k_x, k_y)$ in Fig. 9 becomes even larger and more visible than the one of $\bar{n}_{e,\uparrow}(k_x, k_y)$ especially around $h_o \approx E_{F0}$ (Fig. 6(b1,b2) and Fig. 9(b)) where the density distributions between $|\uparrow\rangle$ ($|e,\uparrow\rangle$) and $|\downarrow\rangle$ ($|e,\downarrow\rangle$) are comparable. Finally, the signature of Sarma state almost disappears in Fig. 9(d) where it is dominated by the density of closed channel.

[1] P. Fulde and R. A. Ferrell, *Phys. Rev.* **135**, A550 (1964).

[2] A. Larkin and Y. Ovchinnikov, *Sov. Phys. -JETP* **41**, 960

- (1975).
- [3] R. Casalbuoni and G. Nardulli, *Rev. Mod. Phys.* **76**, 263 (2004).
- [4] W. V. Liu and F. Wilczek, *Phys. Rev. Lett.* **90**, 047002 (2003).
- [5] M. Forbes, E. Gubankova, W. V. Liu, and F. Wilczek, *Phys. Rev. Lett.* **94**, 017001 (2005).
- [6] V. Barzykin and L. P. Gor'kov, *Phys. Rev. Lett.* **98**, 087004 (2007).
- [7] V. Barzykin, *Phys. Rev. B* **79**, 134517 (2009).
- [8] A. L. Subasi, P. Pieri, G. Senatore, and B. Tanatar, *Phys. Rev. B* **81**, 075436 (2010).
- [9] C.-W. Cho, J. H. Yang, N. F. Q. Yuan, J. Shen, T. Wolf, and R. Lortz, *Phys. Rev. Lett.* **119**, 217002 (2017).
- [10] J. Carlson and S. Reddy, *Phys. Rev. Lett.* **95**, 060401 (2005).
- [11] M. W. Zwierlein, A. Schirotzek, C. H. Schunck, and W. Ketterle, *Science* **311**, 492 (2006).
- [12] Y. Shin, M. W. Zwierlein, C. H. Schunck, A. Schirotzek, and W. Ketterle, *Phys. Rev. Lett.* **97**, 030401 (2006).
- [13] D. E. Sheehy and L. Radzihovsky, *Phys. Rev. Lett.* **96**, 060401 (2006).
- [14] W. Yi and L.-M. Duan, *Phys. Rev. A* **73**, 031604(R) (2006).
- [15] W. Yi and L.-M. Duan, *Phys. Rev. Lett.* **97**, 120401 (2006).
- [16] M. M. Parish, F. M. Marchetti, A. Lamacraft, and B. D. Simons, *Phys. Rev. Lett.* **98**, 160402 (2007).
- [17] R. W. Cherng, G. Refael, and E. Demler, *Phys. Rev. Lett.* **99**, 130406 (2007).
- [18] G. Orso, *Phys. Rev. Lett.* **98**, 070402 (2007).
- [19] Y.-A. Liao, A. S. C. Rittner, T. Paprotta, W. Li, G. B. Partridge, R. G. Hulet, S. K. Baur, and E. J. Mueller, *Nature* **467**, 567 (2010).
- [20] L. Radzihovsky and D. E. Sheehy, *Rep. Prog. Phys.* **73**, 076501 (2010).
- [21] P. Strack and P. Jakubczyk, *Phys. Rev. X* **4**, 021012 (2014).
- [22] I. Boettcher, T. Herbst, J. Pawłowski, N. Strodtzoff, L. von Smekal, and C. Wetterich, *Physics Letters B* **742**, 86 (2015).
- [23] M. C. Revelle, J. A. Fry, B. A. Olsen, and R. G. Hulet, *Phys. Rev. Lett.* **117**, 235301 (2016).
- [24] E. Gubankova, W. V. Liu, and F. Wilczek, *Phys. Rev. Lett.* **91**, 032001 (2003).
- [25] Y.-J. Lin, K. Jimenez-Garcia, and I. B. Spielman, *Nature* **471**, 83 (2011).
- [26] F. Wu, G.-C. Guo, W. Zhang, and W. Yi, *Phys. Rev. Lett.* **110**, 110401 (2013).
- [27] R. Liao, Y. Yi-Xiang, and W.-M. Liu, *Phys. Rev. Lett.* **108**, 080406 (2012).
- [28] K. Sun and C. J. Bolech, *Phys. Rev. A* **87**, 053622 (2013).
- [29] L. He and P. Zhuang, *Phys. Rev. B* **79**, 024511 (2009).
- [30] S.-Y. Wang, J.-W. Jiang, Y.-R. Shi, Q. He, Q. Gong, and W. Zhang, *Front. Phys.* **12**, 126701 (2017).
- [31] K.-E. Huhtinen, M. Tylutki, P. Kumar, T. I. Vanhala, S. Peotta, and P. Törmä, *Phys. Rev. B* **97**, 214503 (2018).
- [32] M. Tylutki and P. Törmä, *Phys. Rev. B* **98**, 094513 (2018).
- [33] R. Zhang, Y. Cheng, H. Zhai, and P. Zhang, *Phys. Rev. Lett.* **115**, 135301 (2015).
- [34] M. Höfer, L. Riegger, F. Scazza, C. Hofrichter, D. R. Fernandes, M. M. Parish, J. Levinsen, I. Bloch, and S. Fölling, *Phys. Rev. Lett.* **115**, 265302 (2015).
- [35] G. Pagano, M. Mancini, G. Cappellini, L. Livi, C. Sias, J. Catani, M. Inguscio, and L. Fallani, *Phys. Rev. Lett.* **115**, 265301 (2015).
- [36] I. Boettcher, J. Braun, T. K. Herbst, J. M. Pawłowski, D. Roscher, and C. Wetterich, *Phys. Rev. A* **91**, 013610 (2015).
- [37] J. Xu, R. Zhang, Y. Cheng, P. Zhang, R. Qi, and H. Zhai, *Phys. Rev. A* **94**, 033609 (2016).
- [38] L. He, J. Wang, S.-G. Peng, X.-J. Liu, and H. Hu, *Phys. Rev. A* **94**, 043624 (2016).
- [39] Y.-C. Zhang, S. Ding, and S. Zhang, *Phys. Rev. A* **95**, 041603(R) (2017).
- [40] P. Zou, L. He, X.-J. Liu, and H. Hu, *Phys. Rev. A* **97**, 043616 (2018).
- [41] J.-G. Chen, T.-S. Deng, W. Yi, and W. Zhang, *Phys. Rev. A* **94**, 053627 (2016).
- [42] M. Mancini, G. Pagano, G. Cappellini, L. Livi, M. Rider, J. Catani, C. Sias, P. Zoller, M. Inguscio, M. Dalmonte, and L. Fallani, *Science* **349**, 1510 (2015).
- [43] L. F. Livi, G. Cappellini, M. Diem, L. Franchi, C. Clivati, M. Frittelli, F. Levi, D. Calonico, J. Catani, M. Inguscio, and L. Fallani, *Phys. Rev. Lett.* **117**, 220401 (2016).
- [44] S. Wang, J.-S. Pan, X. Cui, W. Zhang, and W. Yi, *Phys. Rev. A* **95**, 043634 (2017).
- [45] X. Zhou, J.-S. Pan, Z.-X. Liu, W. Zhang, W. Yi, G. Chen, and S. Jia, *Phys. Rev. Lett.* **119**, 185701 (2017).
- [46] F. Iemini, L. Mazza, L. Fallani, P. Zoller, R. Fazio, and M. Dalmonte, *Phys. Rev. Lett.* **118**, 200404 (2017).
- [47] M. Iskin, *Phys. Rev. A* **95**, 013618 (2017).
- [48] T.-L. Ho and Q. Zhou, *Nature Physics* **6**, 131 (2010).
- [49] N. Darkwah Oppong, L. Riegger, O. Bettermann, M. Höfer, J. Levinsen, M. M. Parish, I. Bloch, and S. Fölling, *Phys. Rev. Lett.* **122**, 193604 (2019).
- [50] $1/U_{\pm} = M/(4\pi\hbar^2 a_{s\pm}) - \sum_{\mathbf{k}} M/(\hbar^2 |\mathbf{k}|^2)$.
- [51] J. J. Kinnunen, J. E. Baarsma, J.-P. Martikainen, and P. Torma, *Rep. Prog. Phys.* **81**, 046401 (2018).
- [52] M. Iskin, *Phys. Rev. A* **94**, 011604(R) (2016).
- [53] G. Cappellini, L. F. Livi, L. Franchi, D. Tusi, D. Benedicto Orenes, M. Inguscio, J. Catani, and L. Fallani, *Phys. Rev. X* **9**, 011028 (2019).
- [54] F. Scazza, C. Hofrichter, M. Höfer, P. De Groot, I. Bloch, and S. Fölling, *Nat. Phys.* **10**, 779 (2014).
- [55] L. He, M. Jin, and P. Zhuang, *Phys. Rev. B* **73**, 214527 (2006).
- [56] L. He, H. Hu, and X.-J. Liu, *Phys. Rev. A* **91**, 023622 (2015).
- [57] M. Hofer, *A two-orbital quantum gas with tunable interactions*, *Ph.D. thesis* (2017).
- [58] The polarization distribution of $|e\rangle$ state: $\Delta n_e(r) = n_{e,\downarrow}(r) - n_{e,\uparrow}(r)$.
- [59] D. E. Sheehy and L. Radzihovsky, *Ann. Phys. (N.Y.)* **322**, 1790 (2007).