

# The discovery of a Li-Na-rich giant star in Omega Centauri: formed from the pure ejecta of super-AGB stars? <sup>★</sup>

A. Mucciarelli<sup>1,2</sup>, L. Monaco<sup>3</sup>, P. Bonifacio<sup>4</sup>, M. Salaris<sup>5</sup>, X. Fu<sup>1,2</sup>, S. Villanova<sup>6</sup>

<sup>1</sup> Dipartimento di Fisica e Astronomia, Università degli Studi di Bologna, Via Gobetti 93/2, I-40129 Bologna, Italy;

<sup>2</sup> INAF - Osservatorio di Astrofisica e Scienza dello Spazio di Bologna, Via Gobetti 93/3, I-40129 Bologna, Italy;

<sup>3</sup> Departamento de Ciencias Físicas, Universidad Andres Bello, Fernandez Concha 700, Las Condes, Santiago, Chile

<sup>4</sup> GEPI, Observatoire de Paris, Université PSL, CNRS, Place Jules Janssen, 92195 Meudon, France

<sup>5</sup> Astrophysics Research Institute, Liverpool John Moores University, 146 Brownlow Hill, Liverpool L3 5RF, United Kingdom

<sup>6</sup> Departamento de Astronomia, Casilla 160-C, Universidad de Concepcion, Concepcion, Chile

January 3, 2019

## ABSTRACT

We report the discovery of two Li-rich giant stars (fainter than the red giant branch bump) in the stellar system Omega Centauri using GIRAFFE-FLAMES spectra. These two stars have  $A(\text{Li})=1.65$  and  $2.40$  dex and they belong to the main population of the system ( $[\text{Fe}/\text{H}]=-1.70$  and  $-1.82$ , respectively). The most Li-rich of them (#25664) has  $[\text{Na}/\text{Fe}]=+0.87$  dex that is  $\sim 0.5$  dex higher than those measured in the most Na-rich stars of Omega Centauri of similar metallicity. The chemical abundances of Li and Na in #25664 can be qualitatively explained by deep extra mixing efficient within the star during its RGB evolution or by super-asymptotic giant branch (AGB) stars with masses between  $\sim 7$  and  $8 M_{\odot}$ . In the latter scenario, this Li-Na-rich star could be formed from the pure ejecta of super-AGB stars before the dilution with pristine material occurs, or, alternatively, be part of a binary system and experienced mass transfer from the companion when this latter evolved through the super-AGB phase. In both these cases, the chemical composition of this unique object could allow to look for the first time at the chemical composition of the gas processed in the interior of super-AGB stars.

**Key words.** Stars: abundances — techniques: spectroscopic — globular clusters: individual (Omega Centauri)

## 1. Introduction

The lithium abundance  $-A(\text{Li})^1$  in globular clusters (GCs) remains an unsolved and fascinating riddle. These stellar systems are known to have multiple populations (MPs), characterised by significant star-to-star variations in the abundances of elements involved in proton-capture reactions, i.e. He, C, N, O, Na, Mg, Al, often structured in coherent patterns. Among these patterns, the most evident is the Na-O anticorrelation, observed in all the old GCs (Carretta et al. 2009a; Mucciarelli et al. 2009), with the only exceptions so far of Ruprecht 106 (Villanova et al. 2013) and E3 (Monaco et al. 2018). According to their Na and O abundances, GC stars are roughly classified in first (1P) and second (2P) populations, indicating stars without or with chemical signatures from proton-capture reactions, respectively. These reactions occur at temperatures exceeding  $10^7$  K, in stellar layers having no Li, because it is expected to be totally destroyed at temperatures of a few times  $10^6$  K. For this reason, 2P stars should be Li-free or exhibit a significant depletion of  $A(\text{Li})$  with respect to 1P stars. Surprisingly, no relevant difference in  $A(\text{Li})$  is found in 1P and 2P stars, with some GCs showing only hints of a Li-Na anticorrelation or a larger scatter in  $A(\text{Li})$  in 2P stars with respect to 1P stars (Pasquini et al. 2005; Lind et al. 2009; González Hernández et al. 2009; Monaco et al. 2012; Dobrovolskas et al. 2014) and other GCs with a re-

markably similar Li content among the stars (Bonifacio 2002; D’Orazi et al. 2014, 2015a). Theoretical models proposed to explain the formation of MPs suggest different polluters in order to produce the observed Na-O anticorrelation, the most popular ones being fast-rotating massive (Decressin et al. 2007) and asymptotic giant branch (AGB) stars (D’Ercole et al. 2008). The former are not able to produce fresh Li, while the latter (especially the most massive ones, the so-called super-AGB stars) can produce new Li through the Cameron-Fowler mechanism (Cameron & Fowler 1971).

In this framework, the stellar system Omega Centauri (NGC 5139) is a special case, showing a large  $[\text{Fe}/\text{H}]$  spread (at variance with GCs that are homogeneous in their Fe content, see e.g. Willman & Strader 2012) but also an extended Na-O anticorrelation (Johnson & Pilachowski 2010; Marino et al. 2011). Also, Omega Centauri exhibits a clear and well-defined Li-Na anticorrelation (Mucciarelli et al. 2018, hereafter M2018). In this Letter we report the discovery of two giant stars in Omega Centauri showing a significant enhancement of  $A(\text{Li})$  with respect to other stars of the system. One of these stars is also significantly enriched in Na.

## 2. Observations and data analysis

In M2018 we presented Li, Na and Fe abundances of 199 lower red giant branch (LRGB, RGB stars fainter than the RGB bump magnitude level and having already completed the first dredge-up) stars, observed with the multi-object high-resolution spectrograph FLAMES-GIRAFFE (Pasquini et al. 2000) mounted at

Send offprint requests to: A. Mucciarelli

<sup>★</sup> Based on observations collected at the ESO-VLT under programs 096.D-0728.

<sup>1</sup>  $A(\text{Li})=\log \frac{n_{\text{Li}}}{n_{\text{H}}}+12$ .

the ESO Very Large Telescope under the program 096.D-0728 (PI: Mucciarelli). We secured one exposure with the setup HR12 ( $\Delta\lambda=5821\text{-}6146$  Å,  $R\sim 20000$ ), two with HR13 ( $\Delta\lambda=6120\text{-}6405$  Å,  $R\sim 26000$ ) and three with HR15N ( $\Delta\lambda=6470\text{-}6790$  Å,  $R\sim 19000$ ). The selected GIRAFFE gratings allow to measure the resonance Li line at 6708 Å, the Na D doublet at 5890-5896 Å and some tens of Fe I lines. In this sample, we identified two additional LRGB stars (namely #25664 and #126107 from the Bellini et al. 2009 catalogue) with a strong enhancement of A(Li).

Here we briefly summarise the approach used for the chemical analysis, referring the reader to M2018 for a detailed description. Effective temperatures ( $T_{\text{eff}}$ ) and surface gravities ( $\log g$ ) have been derived from photometry. We adopted the Alonso, Arribas & Martinez-Roger (1999) color- $T_{\text{eff}}$  transformations, using the  $(B - V)_0$ ,  $(V - I)_0$  and  $(V - K_s)_0$  broad-band colours from the optical photometry by Bellini et al. (2009) and the 2MASS near-infrared database (Skrutskie et al. 2006). The employed colour excess and distance modulus are  $E(B-V)=0.12$  mag (Harris 1996, 2010 edition) and  $(m - M)_0=13.70$  mag (Bellazzini et al. 2004). Microturbulent velocities have been derived by minimising the trend between the line strength and the abundances of the Fe I lines.

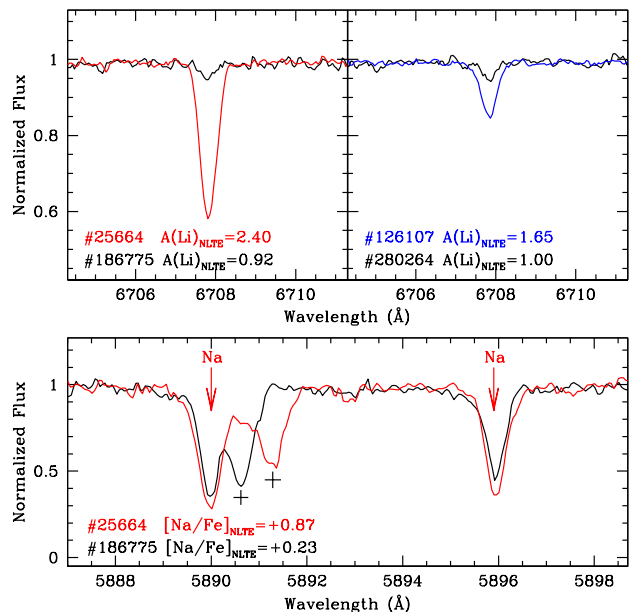
Abundances of Fe have been derived from the measured equivalent widths using the GALA code (Mucciarelli et al. 2013), while the equivalent widths have been measured with the DAOSPEC code (Stetson & Pancino 2008) managed through the wrapper 4DAO (Mucciarelli 2013). The abundances of Li and Na have been obtained through a  $\chi^2$ -minimisation between the observed and synthetic spectra (the latter calculated with the SYNTHE code, Kurucz 2005). These abundances have been corrected for non local thermodynamical equilibrium (NLTE) using the corrections by Lind et al. (2008) and Lind et al. (2011) for Li and Na, respectively. Information about the two stars is listed in Table 1.

### 3. Results

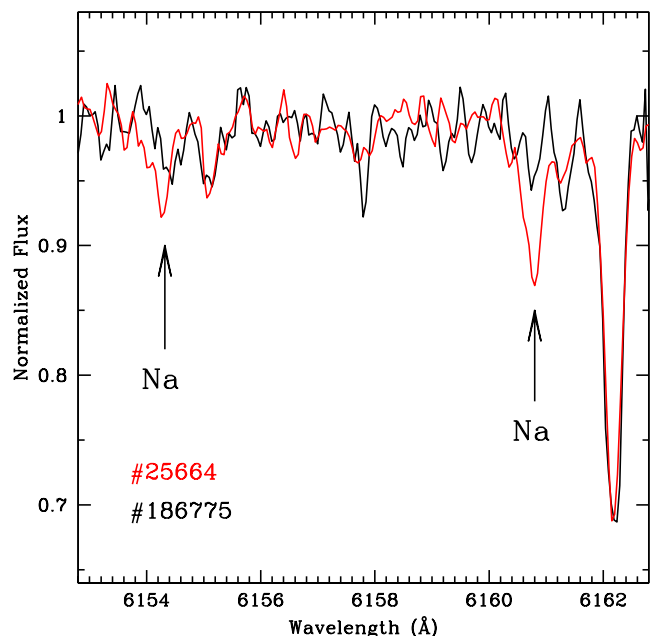
Both stars are members of Omega Centauri, as confirmed by their radial velocities (see Table 1) and proper motions (Bellini et al. 2009; Gaia Collaboration 2018). According to their iron content ( $[\text{Fe}/\text{H}]=-1.82$  and  $-1.70$  dex for #25664 and #126107, respectively), the two stars belong to the main (metal-poor) population of the system (see Fig. 1 in M2018).

The two stars exhibit A(Li) larger than those measured in the other LRGB stars of Omega Centauri. The A(Li) distribution of the LRGB stars in this system is peaked at  $A(\text{Li})\sim 0.9\text{-}1$  dex with a significant ( $\sim 30\%$ ) fraction of stars with low Li abundances (down to  $\sim 0.4\text{-}0.5$  dex). The fit of the resonance Li line at 6708 Å provides abundances of  $A(\text{Li})_{\text{NLTE}}=2.4$  dex for #25664 and  $A(\text{Li})_{\text{NLTE}}=1.65$  dex for #126107. The upper panels of Fig. 1 show the Li line at 6708 Å for the two stars in comparison with the (weaker) Li lines observed in two Omega Centauri stars with similar atmospheric parameters and metallicity (namely #186775 and #280264), and belonging to the main component of the A(Li) distribution ( $A(\text{Li})\sim 0.9\text{-}1$  dex).

Concerning Na, we derived  $[\text{Na}/\text{Fe}]_{\text{NLTE}}=+0.87$  and  $+0.14$  for #25664 and #126107, respectively. The lower panel of Fig. 1 compares the strength of the Na I D lines in #25664 and in the comparison star #186775 (that is one of the most Na-rich stars among the metal-poor ones of Omega Centauri). As a sanity check we also used the weak Na I doublet at 6154-6160 Å, available in the HR13 setup. This doublet provides

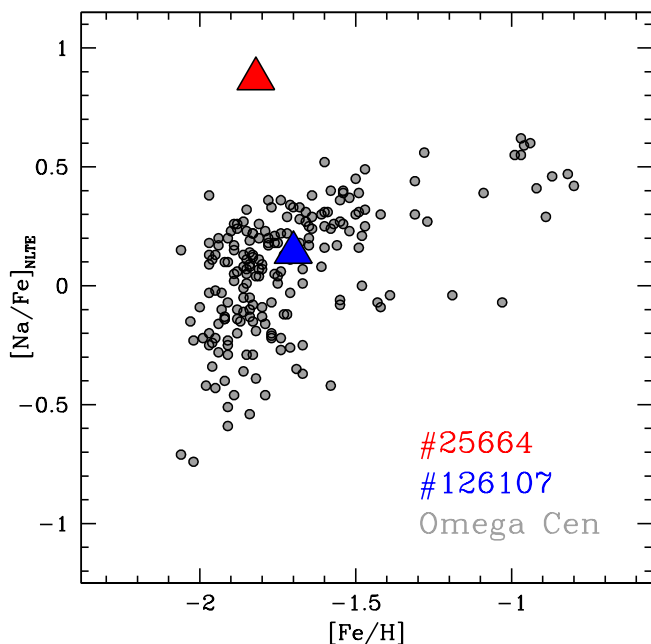


**Fig. 1.** The resonance Li line in #25664 (left upper panel, red line) and #126107 (right upper panel, blue line) both compared with stars of Omega Centauri of similar metallicity and atmospheric parameters (M2018). The lower panel shows the comparison between the Na I D lines in #25664 and in the comparison star. Plus symbols indicate the interstellar Na D2 lines.



**Fig. 2.** The Na I doublet at 6154-6160 Å in #25664 (red line) compared with the spectrum of the star #186775 (black line).

$[\text{Na}/\text{Fe}]_{\text{NLTE}}=+1.07$  and  $+0.08$  for #25664 and #126107, respectively, confirming the extreme Na enhancement obtained from the Na D lines for the first star. In Fig. 2 we compare the spectra of #25664 and of the comparison star #186775 (the same shown in Fig. 1), around the Na I doublet at 6154-6160 Å. These Na I lines are located on the linear part of the curve of growth and they



**Fig. 3.** Behaviour of  $[\text{Na}/\text{Fe}]_{\text{NLTE}}$  as a function of  $[\text{Fe}/\text{H}]$  for the LRGB stars of Omega Centauri (grey circles, M2018). The red and blue triangles indicate the position of #25664 and #126107, respectively.

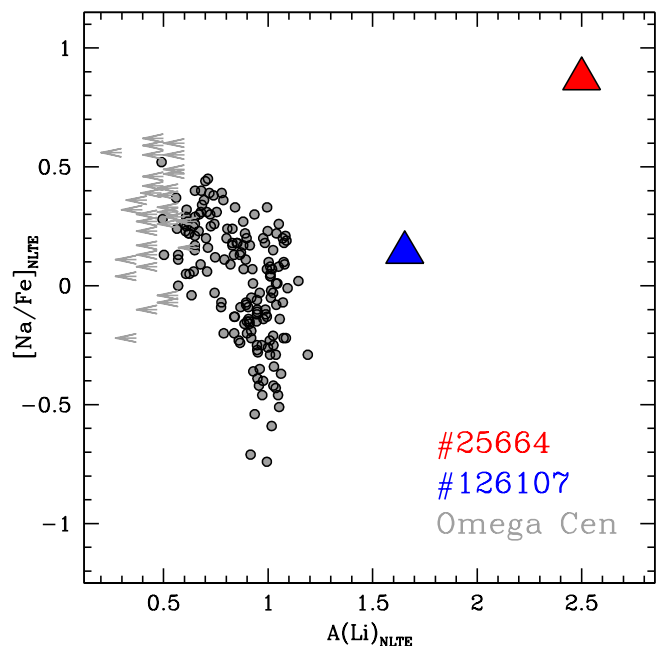
are less sensitive to velocity fields and saturation effects with respect to the Na I D lines. Because the two sets of lines provide compatible results, in the following we will refer to abundances derived from Na I D lines to compare the abundances of the two Li-rich stars with those of the other stars of Omega Centauri discussed in M2018 (in fact, for most of the stars analysed in M2018 the Na I lines at 6154–6160 Å are too weak and provide upper limits only).

Fig. 3 shows the behaviour of  $[\text{Na}/\text{Fe}]_{\text{NLTE}}$  as a function of  $[\text{Fe}/\text{H}]$  for the LRGB stars of Omega Centauri (grey circles, M2018) with marked as red and blue triangles the two Li-rich stars. The metal-poor stars of Omega Centauri span a large range ( $\sim 1$  dex) in Na abundance, similar to the  $[\text{Na}/\text{Fe}]$  range measured in the old GCs studied so far (see e.g. Carretta et al. 2009a). While #126107 has a  $[\text{Na}/\text{Fe}]_{\text{NLTE}}$  compatible with the Na distribution of stars with similar  $[\text{Fe}/\text{H}]$  (and it can be considered as a 2P star), #25664 exhibits an extraordinary enhancement of Na,  $\sim 0.5$  dex larger than that measured in the most Na-rich Omega Centauri stars with similar  $[\text{Fe}/\text{H}]$  (see Fig. 3). A very few GC stars with  $[\text{Na}/\text{Fe}]$  significantly larger than the most Na-rich stars in the parent cluster have been discovered so far, namely in Omega Centauri (Marino et al. 2011), NGC 2808 (Carretta et al. 2006) and M62 (Lapenna et al. 2015). All these stars are brighter than the RGB bump level but no measure of Li is available.

Fig. 4 shows the position of the two Li-rich stars in the  $[\text{Na}/\text{Fe}]_{\text{NLTE}}-A(\text{Li})_{\text{NLTE}}$  plane. The LRGB stars of the system define a clear Li-Na anticorrelation, while the two target stars lie outside the mean locus defined by the other stars.

#### 4. Discussion

We have discovered the first two Li-rich stars in Omega Centauri, one of them (#25664) with an unexpected and exceptional enhancement of Na, while the other (#126107) with a Na abundance compatible with the  $[\text{Na}/\text{Fe}]$  distribution of the stars of



**Fig. 4.** Behaviour of  $[\text{Na}/\text{Fe}]_{\text{NLTE}}$  as a function of  $A(\text{Li})_{\text{NLTE}}$  for the LRGB and the two Li-rich stars of Omega Centauri (same symbols of Fig. 3).

Omega Centauri with similar metallicity. Li-rich stars are rare in GCs, only 13 are known so far (Carney et al. 1998; Kraft et al. 1999; Smith, Shetrone & Keane 1999; Ruchti et al. 2011; Koch, Lind & Rich 2011; Monaco et al. 2012; D’Orazi et al. 2015b; Kirby et al. 2016), 10 of them belonging to the RGB. Fig. 5 summarises the state-of-art about Li-rich GC stars, showing  $A(\text{Li})$  as a function of  $\log g$  (as a proxy of the evolutionary stage) for the LRGB stars of Omega Centauri (grey circles), the two Li-rich stars (red and blue triangles) and the Li-rich stars discovered so far in GCs (green circles). As a reference for the predicted evolution of  $A(\text{Li})$ , we show also  $A(\text{Li})$  for the stars in the GC NGC 6397 (black points, Lind et al. 2009). Among the Li-rich stars in GCs, only for 5 stars Na abundances have been measured (squared green circles in Fig. 5); all of them have  $[\text{Na}/\text{Fe}]$  compatible with the Na distribution of the parent cluster, at variance with #25664.

Taking into account the effect of the Li depletion due to the first dredge-up (according to the prescriptions by Mucciarelli, Salaris & Bonifacio 2012), the two Li-rich giants should have an initial  $A(\text{Li})$  of about 3.8 and 3.1 dex, for #25664 and #126107, respectively. These values are significantly above the typical value measured in unevolved Population II stars belonging to the *Spite Plateau* ( $A(\text{Li}) \sim 2.2-2.4$  dex) but also higher than the value predicted by the Big Bang nucleosynthesis model coupled with the baryon density provided by the WMAP and Planck satellites ( $A(\text{Li}) \sim 2.7$  dex). In the case of #25664, its initial  $A(\text{Li})$  value is comparable with the Li abundance measured in the Li-rich dwarf star discovered in NGC 6397 by Koch, Lind & Rich (2011),  $A(\text{Li}) = 4.2$  dex, but the latter has a Na content compatible with the  $[\text{Na}/\text{Fe}]$  abundance of 1P stars of NGC 6397 (Pasquini et al. 2014). Interestingly, similar lithium enhancements have been recently detected in metal-poor field giant stars by Li et al. (2018). Also in these cases, abundances of elements other than lithium are similar to the trend observed for similar stars.

**Table 1.** Main information about the two Li-rich stars in Omega Centauri

ID	RA (J2000)	Dec (J2000)	RV (km s <sup>-1</sup> )	T <sub>eff</sub> (K)	log g	v <sub>t</sub> (km s <sup>-1</sup> )	[Fe/H] (dex)	A(Li) <sub>NLTE</sub> (dex)	[Na/Fe] <sub>NLTE</sub> (dex)
25664	201.751755	-47.654579	+227.8±0.2	4958	2.37	1.5	-1.82±0.07	+2.40±0.06	+0.87±0.07
126107	201.822311	-47.533607	+258.7±0.1	4914	2.27	1.3	-1.70±0.06	+1.65±0.06	+0.14±0.06

The origin of Li-rich stars remains still debated and can be ascribed to different processes, including external or internal Li production. One of the most invoked external mechanism to increase A(Li) is the engulfment of small bodies, like planets or brown dwarfs (Siess & Livio 1999) that should enhance both Li and Be. This scenario seems to be unlikely for the Li-rich stars in Omega Centauri because of the low occurrence of metal-poor stars hosting planets (see e.g. Johnson et al. 2010); usually the planet engulfment is considered the main mechanism to explain Li-rich giants with metallicity higher than  $\sim -0.5$  dex (Casey et al. 2016). Also, the engulfment of a planet should also increase the rotational velocity (Siess & Livio 1999) and the chromospheric activity of the star (Fekel & Balachandran 1993). We checked that the measured full widths at half maximum are compatible with the nominal spectra resolutions and we estimate that in these stars the projected rotational velocity is virtually compatible with no stellar rotation. On the other hand, the Na D lines do not show evidence of circumstellar material.

Another proposed mechanism to explain Li-rich stars but invoking an internal production of fresh Li is the Cameron-Fowler mechanism (Cameron & Fowler 1971). In this case we can envisage two possibilities.

The first option is *extra mixing* efficient within the star during its RGB evolution. This mixing needs to circulate matter between the base of the convective envelope and a region close to the H-burning shell. Both speed and depth of the circulation must be such that  ${}^3\text{He}$  from the convective envelope is transported to temperatures high enough to activate the  ${}^3\text{He}(\alpha, \gamma){}^7\text{Be}$  reaction, with  ${}^7\text{Be}$  quickly transported back to cooler regions, where Li can be then produced by the  ${}^7\text{Be}(e^-, \nu){}^7\text{Li}$  reaction. Several papers (see, e.g. Da Silva, de la Reza & Barbuy 1995; Sackmann & Boothroyd 1999; Charbonnel & Balachandran 2000; Denissenkov & Vandenberg 2003; Denissenkov & Herwig 2004; Guandalini et al. 2009; Palmerini et al. 2011, and references therein) have discussed in detail scenarios/mechanisms to achieve this. Denissenkov & Vandenberg (2003), in particular, have shown that by calibrating the extra mixing parameters, enhanced Li abundances in the envelope can be produced, together with increased Na (and depleted O). This could for example go towards explaining the exceptionally high [Na/Fe] measured in #25664.

The extra mixing is usually (but not only) associated to rotation, and the common assumption is that it is activated after the RGB bump, because the molecular weight barrier between base of the convective envelope and H-burning shell existing before this event, is expected to inhibit element transport between envelope and shell. Indeed, Chanamé, Pinsonneault & Terndrup (2005) have shown with full stellar evolution calculations including rotation and rotational mixings, that this  $\mu$  barrier prevents rotational mixing to be efficient between convective envelope and H-burning shell (see also Sweigart & Mengel 1979). Our two Li-rich objects are located below the RGB bump, as shown in Figs. A.1 and A.2.

The second option is production of fresh Li this time in AGB stars (see e.g. Ventura & D’Antona 2010; D’Antona et al. 2012), and mass transfer from a massive star that evolved through the AGB phase and transferred Li-rich material onto our targets.

From a theoretical point of view, the super-AGB stars, with masses of 7-8  $M_{\odot}$ , may be able to produce simultaneously a large amount of Li and Na (Ventura & D’Antona 2011; D’Antona et al. 2012; Doherty et al. 2014). In these stars, Li is produced through the Cameron-Fowler mechanism, while Na is produced through the Ne-Na cycle. We remind that super-AGB stars could play a relevant role in the explanation of the MPs observed in all GCs and in Omega Centauri, because they are among the candidate polluter stars able to generate the 2P stars.

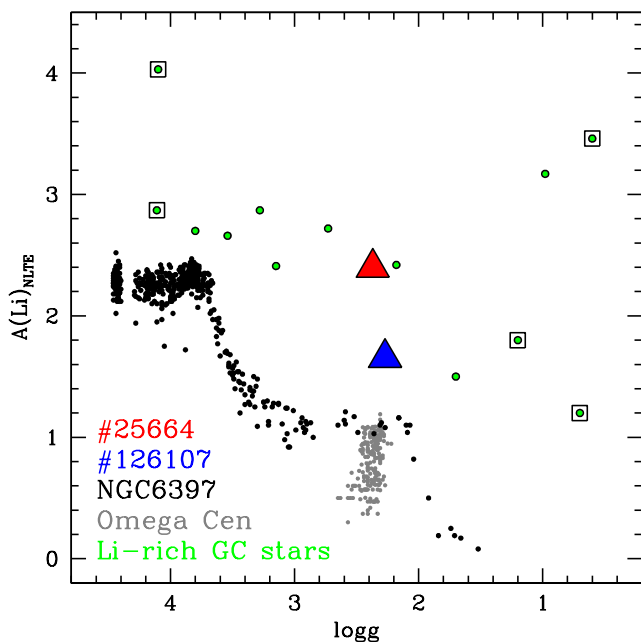
In this framework, two possible scenarios can be envisaged for #25664 :

(1)–*the star formed directly from the gas ejected from super-AGB stars before dilution with pristine gas.* Theoretical models of MPs based on AGB stars as main polluters need to include some dilution of the AGB ejecta with pristine gas in order to reproduce the observed chemical patterns. This is due to the mass dependence of the AGB yields that should lead to a Na-O correlation, at variance with what has been observed, if no dilution process is accounted for. However, it has been proposed that a small fraction of stars may have formed from the pure ejecta of super-AGB stars before the dilution process, preserving the original chemical composition of these polluting stars (D’Antona et al. 2012). This mechanism could explain the presence of a He-rich ( $Y \sim 0.35$ ) sub-population in some systems (like Omega Centauri and NGC 2808, Norris 2004; Piotto et al. 2005; Sollima et al. 2005), because the super-AGB stars should also produce a large amount of He. Hence, in this scenario we expect that #25664 should have a high He content ( $Y > 0.3$ ).

(2)–*the star was member of a binary system together with a massive star and accreted Li-rich material from the companion when the latter reaches the super-AGB phase.* In this case, the abundances that we measure are not its original ones but they reflect the chemical composition of the interior of the companion, plus some degree of dilution with the convective envelope of the accreting star. The radial velocities measured from individual FLAMES spectra do not show evidence of variability. However, they have been taken on a period of about 3 weeks and we cannot exclude that the star is member of a binary system of a longer period. Hence, with the current dataset we are not able to disentangle between the two scenarios.

Even if the precise amount of Li and Na produced by AGB stars of different masses is highly sensitive to several physical assumptions (i.e. the treatment of the convection, overshooting and mass loss), the measured Li and Na abundances of #25664 are qualitatively compatible with those foreseen for the super-AGB stars (D’Antona et al. 2012; Doherty et al. 2014).

This Li-Na-rich star may be a direct evidence of extra-mixing occurring before the RGB Bump, or the first observed relic of the gas ejected from super-AGB stars, demonstrating that these stars can play a role to explain the MPs in Omega Centauri. In both cases, a future inventory of the chemistry of this



**Fig. 5.** Behaviour of  $A(\text{Li})$  as a function of  $\log g$  for the stars in Omega Centauri (grey circles, M2018), in the two Li-rich stars discussed here (red and blue triangles), in the Li-rich stars discovered so far in GCs (green circles, squared symbols are the stars for which  $[\text{Na}/\text{Fe}]$  has been measured) and the GC NGC 6397 (black circles, Lind et al. 2009).

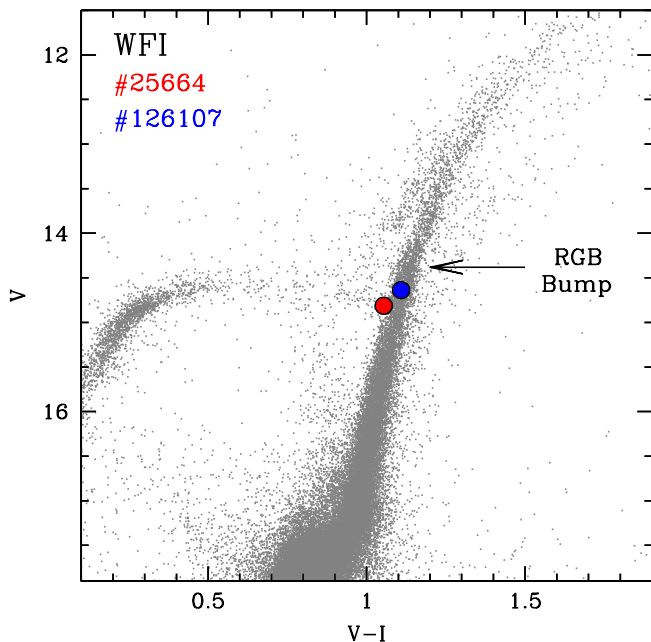
star, in particular the elements involved in the proton-capture reactions (i.e. He, CNO, Mg, Al and their isotopic ratios), is crucial to understand the origin of this unique object. For instance, the measure of the  $^{12}\text{C}/^{13}\text{C}$  isotopic ratio will confirm or refute the pre-bump nature of this star. If this will be confirmed, the Denissenkov & Vandenberg (2003) model may be discarded leaving the AGB scenario only. If the chemical composition of #25776 will confirm the scenario related to super-AGB stars, this star will allow to directly study the chemical composition of the gas processed in the interior of the super-AGB stars.

*Acknowledgements.* We thank the anonymous referee for his/her useful comments and suggestions. LM acknowledges support from "Proyecto interno" of the Universidad Andres Bello. PB acknowledges financial support from the Scientific Council of Observatoire de Paris and from the action fédératrice "Exploitation Gaia". SV gratefully acknowledges the support provided by Fondcyct reg. n. 1170518.

## References

Alonso, A., Arribas, S., & Martinez-Roger, C., 1999, *A&As*, 140, 261  
 Bellazzini, M., Ferraro, F. R., Sollima, A., Pancino, E., & Origlia, L., 2004, *A&A*, 424, 199  
 Bellini et al., 2009, *A&A*, 493, 958  
 Bonifacio, P., 2002, *A&A*, 390, 91  
 Cameron, A. G. W., & Fowler, W. A., 1971, *ApJ*, 164, 111  
 Carlberg, J. K., Majewski, S. R., & Arras, P., 2009, *ApJ*, 700, 832  
 Carney, B. W., F. A. M., Gonzalez, G., 1998, *AJ*, 116, 2984  
 Carretta, E., Bragaglia, A., Gratton, R., et al., 2006, *A&A*, 450, 523  
 Carretta, E., Bragaglia, A., Gratton, R., et al., 2009, *A&A*, 505, 117  
 Chanamé, J., Pinsonneault, M., & Terndrup, D. M.,  
 Charbonnel, C. & Balachandran, S. C., 2000, *A&A*, 359, 563  
 Casey, A. R., Ruchti, G. M., Masseron, T. et al., 2016, *MNRAS*, 461, 3336  
 D'Antona, F., D'Ercole, A., Carini, R., Vesperini, E., & Ventura, P., 2012, *MNRAS*, 426, 1710  
 da Silva, L., de La Reza, R. & Barbuy, B., 1995, *ApJ*, 448, 41  
 Decressin, T., Charbonnel, C., & Meynet, G., 2007, *A&A*, 475,  
 Denissenkov, P. A., & Weiss, A., 2000, *A&A*, 358, 49

Denissenkov, P. A., & Vandenberg, D., 2003, *ApJ*, 593, 509  
 Denissenkov, P. A., & Herwig, F., 2004, *ApJ*, 612, 1081  
 D'Ercole, A., Vesperini, E., D'Antona, F., McMillan, S. L. W., & Recchi, S., 2008, *MNRAS*, 391, 825  
 Dobrovolskas, V., et al., 2014, *A&A*, 565, 121  
 Doherty, C. L., Gil-Pons, P., Lau, H. H. B., Lattanzio, J. C., Siess, L., & Campbell, S. W., 2014, *MNRAS*, 441, 582  
 D'Orazi, V., Angelou, G. C., Gratton, R. G., Lattanzio, J. C., Bragaglia, A., Carretta, E., Lucatello, S., & Momany, Y., 2014, *ApJ*, 791, 39  
 D'Orazi, V., Gratton, R. G., Angelou, G. C., Bragaglia, A., Carretta, E., Lattanzio, J. C., Lucatello, S., Momany, Y., Sollima, A., & Beccari, G., 2015, *MNRAS*, 449, 4038  
 D'Orazi, V., Gratton, R. G., Angelou, G. C., Bragaglia, A., Carretta, E., Lattanzio, S., Momany, Y., & Sollima, A., 2015, *ApJ*, 801L, 32  
 Fekel, F. C., & Balachandran, S., 1993, *ApJ*, 403, 708  
 Gaia Collaboration, Brown, A.G.A., Vallenari A., et al. 2018, *A&A*, in press, arXiv:1804.09365  
 González Hernández, J. I., Bonifacio, P., Caffau, E., et al. 2009, *A&A*, 505, L13  
 Guandalini, R., Palmerini, S., Busso, M., & Uttenthaler, S., 2009, *PASA*, 26, 168  
 Harris, W.E. 1996, *AJ*, 112, 1487  
 Johnson, J. A., Aller, K. M., Howard, A. W., & Crepp, J. R., 2010, *PASP*, 122, 905  
 Johnson, C. I., & Pilachowski, C. A., 2010, *ApJ*, 722, 1373  
 Kirby, E. N., Guhathakurta, P., Zhang, A. J., Hong, J., Guo, M., Guo, R., Cohen, J. G., & Cunha, K., 2016, *ApJ*, 819, 135  
 Koch, A., Lind, K., & Rich, R. M., 2011, *ApJ*, 738L, 29  
 Kraft, R. P., Peterson, R. C., Guhathakurta, P., Sneden, C., Fulbright, J. P. & Langer, G. E., 1999, *ApJ*, 518L, 53  
 Kurucz, R. L., 2005, *MSAIS*, 8, 14  
 Lapenna, E., Mucciarelli, A., Ferraro, F. R., Origlia, L., Lanzoni, B., Massari, D., & Dalessandro, E., 2015, *ApJ*, 813, 97  
 Li, H., Aoki, W., Matsuno, T., et al. 2018, *ApJ*, 852, L31  
 Lind, K., Asplund, M., Barklem, P. S., & Belyaev, A. K., 2008, *A&A*, 528, 103  
 Lind, K., Primas, F., Charbonnel, C., Grundahl, F., & Asplund, M., 2009, *A&A*, 503, 545  
 Lind, K., Asplund, M., Barklem, P. S., & Belyaev, A. K., 2011, *A&A*, 528, 103  
 Marino, A. F. et al., 2011, *ApJ*, 731, 64  
 McDonough, W. F. 2001, in *Earthquake Thermodynamics and Phase Transitions in the Earth's Interior*, eds. R. Teisseyre, & E. Majewski, International Geophysics Series, 76, 3  
 Monaco, L., Villanova, S., Bonifacio, P., Caffau, E., Geisler, D., Marconi, G., Momany, Y., & Ludwig, H.-G., 2012, *A&A*, 539, 157  
 Monaco, L., Villanova, S., Carraro, G., Mucciarelli, A., & Moni Bidin, C., 2018, *A&A*, 616, 181  
 Mott, A., Steffen, M., Caffau, E., Spada, F., & Strassmeier, K. G., 2017, *A&A*, 604, 44  
 Mucciarelli, A., Origlia, L., Ferraro, F. R., & Pancino, E., 2009, *ApJ*, 695L, 134  
 Mucciarelli, A., Salaris, M., & Bonifacio, P., 2012, *MNRAS*, 419, 2195  
 Mucciarelli, A., Pancino, E., Lovisi, L., Ferraro, F. R., & Lapenna, E., 2013, *ApJ*, 766, 78  
 Mucciarelli, A., 2013, arXiv1311.1403  
 Mucciarelli, A., Salaris, M., Monaco, L., Bonifacio, P., Fu, X. & Villanova, S., 2018, submitted  
 Norris, J. E., 2004, *ApJ*, 612, L25  
 Palmerini, S., Cristallo, S., Busso, M., Abia, C., Uttenthaler, S., Giallannella, L., & Maiorca, E., 2011, *ApJ*, 741, 26  
 Pasquini, L., et al., 2000, *SPIE*, 4008, 129  
 Pasquini, L., Bonifacio, P., Molaro, P., Francois, P., Spite, F., Gratton, R. G., Carretta, E., & Wolff, B., 2005, *A&A*, 441, 549  
 Pasquini, L., Koch, A., Smiljanic, R., Bonifacio, P., & Modigliani, A., 2014, *A&A*, 563, 3  
 Piotto, G. et al., 2005, *ApJ*, 621, 777  
 Ruchti, G. R., et al., 2011, *ApJ*, 743, 107  
 Sackmann, I.-J., & Boothroyd, A. I., 1999, *ApJ*, 510, 217  
 Skrutskie, M. F., et al., 2006, *AJ*, 131, 1163  
 Siess, L., & Livio, M. 1999, *MNRAS*, 308, 1133  
 Smith, V. V., Shetrone, M. D., & Keane, M. J., 1999, *ApJ*, 516L, 73  
 Sollima, A., Pancino, E., Ferraro, F. R., Bellazzini, M., Straniero, O. & Pasquini, L., 2005, *ApJ*, 634, 332  
 Stetson, P. B., & Pancino, E., *PASP*, 120, 1332 K. 2005, *PASP*, 57, 27  
 Sweigart, A. V., & Mengel, J. G., 1979, *ApJ*, 229, 624  
 Ventura, P., & D'Antona, F., 2010, *MNRAS*, 402, 72  
 Ventura, P., & D'Antona, F., 2011, *MNRAS*, 410, 2760  
 Villanova, S., Geisler, D., Carraro, G., Moni Bidin, C., & Munoz, C., 2013, *ApJ*, 778, 107  
 Willman, B., & Strader, J., 2012, *AJ*, 144, 76



**Fig. A.1.** (V, V-I) color-magnitude diagram of Omega Centauri obtained from the WFI catalog by Bellini et al. (2009) with marked the position of the two Li-rich stars (red circle for #25664 and blue circle #126107). The arrow indicates the luminosity level of the RGB Bump of the metal-poor, dominant population of Omega Centauri.

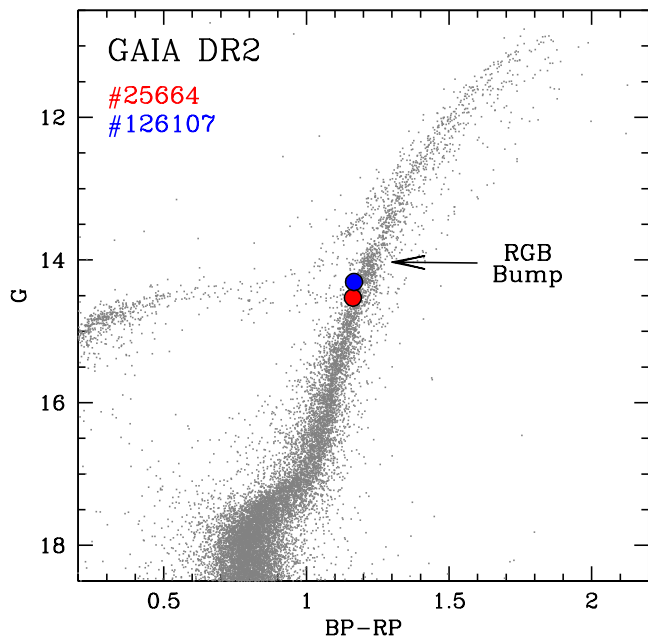
## Appendix A: Effective temperatures

$T_{\text{eff}}$  is the most crucial parameter in the determination of  $A(\text{Li})$ , while the other atmospheric parameters have a negligible impact on  $A(\text{Li})$ . Fig. A.1 and A.2 show the position of the two Li-rich stars in the color-magnitude diagrams obtained with the WFI catalog of Bellini et al. (2009) and the GAIA Data Release 2 (Gaia Collaboration 2018). In both diagrams the two stars are located along the RGB and below the RGB Bump.

As a sanity check for the reliability of the photometric  $T_{\text{eff}}$  we checked also the excitation equilibrium for the two target stars. Right panels in Fig. A.3 show the behaviour of the abundance of neutral iron lines as a function of the excitation potential  $\chi$  (red circles for #25664 and blue circles for #126107). The photometric  $T_{\text{eff}}$  well satisfy the excitation equilibrium, confirming the reliability of the adopted atmospheric parameters. Also, we show in left panels of Fig. A.3 the strength of one Fe I line in the two Li-rich stars in comparison with the same stars already shown in Fig. 1. The very similar line strength confirms the similar metallicity and atmospheric parameters of the two pairs of stars.

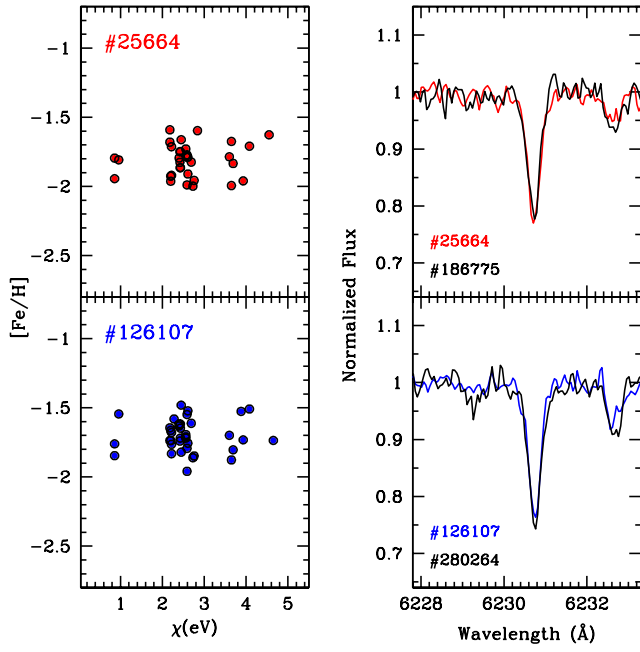
## Appendix B: Planet engulfment

We estimated the amount of rocky material that should be ingested by the two stars in order to reproduce the measured  $A(\text{Li})$ , following the same procedure adopted by Mott et al. (2017). Assuming that two stars have a total mass of  $0.8 M_{\odot}$  each, and a mass of the convective envelope of about  $0.45 M_{\odot}$ , the measured  $A(\text{Li})$  correspond to a total lithium mass of  $1.2 \cdot 10^{21}$  Kg and  $2.1 \cdot 10^{20}$  Kg, for #25664 and #126107, respectively. Considering the fractional lithium abundance of rocky material provided by McDonough (2001), the measured  $A(\text{Li})$  could be explained by the engulfment of  $\sim 123$  and  $\sim 22$  Earth masses, for #25664 and



**Fig. A.2.** (G, BP-RP) color-magnitude diagram of Omega Centauri obtained with Gaia Data Release 2 (Gaia Collaboration 2018) with marked the position of the two Li-rich stars (same colors and symbols of Fig. A.1).

#126107, respectively. For the latter star, we cannot totally rule out that the measured  $A(\text{Li})$  can be explained by the engulfment of small bodies. On the other hand, for #25664 the engulfment of the expected amount of rocky material ( $\sim 123$  Earth masses) seems to be unlikely.



**Fig. A.3.** *Left panels:* behaviour of the abundance of Fe I lines as function of the excitation potential  $\chi$  for the Li-rich stars, red circles for #25664 (left upper panel) and blue circles for #126107 (left lower panel). *Right panels:* spectral region around a Fe I line in #25664 (right upper panel, red line) and #126107 (right lower panel, blue line) both compared with stars in Omega Centauri with similar metallicity and atmospheric parameters and shown in Fig. 1.