

Learning RUMs: Reducing Mixture to Single Component via PCA

Devavrat Shah
devavrat@mit.edu

Dogyoon Song
dgsong@mit.edu

Abstract

We consider the problem of learning a mixture of Random Utility Models (RUMs). Despite the success of RUMs in various domains and the versatility of mixture RUMs to capture the heterogeneity in preferences, there has been only limited progress in learning a mixture of RUMs from partial data such as pairwise comparisons. In contrast, there have been significant advances in terms of learning a single component RUM using pairwise comparisons. In this paper, we aim to bridge this gap between mixture learning and single component learning of RUM by developing a ‘reduction’ procedure. We propose to utilize PCA-based spectral clustering that simultaneously ‘de-noises’ pairwise comparison data. We prove that our algorithm manages to cluster the partial data correctly (i.e., comparisons from the same RUM component are grouped in the same cluster) with high probability even when data is generated from a possibly *heterogeneous* mixture of well-separated *generic* RUMs. Both the time and the sample complexities scale polynomially in model parameters including the number of items. Two key features in the analysis are in establishing (1) a meaningful upper bound on the sub-Gaussian norm for RUM components embedded into the vector space of pairwise marginals and (2) the robustness of PCA with missing values in the $L_{2,\infty}$ sense, which might be of interest in their own right.

1 INTRODUCTION

Random Utility Model (RUM), originally proposed by Thurstone (1927), has since been utilized across disciplines to capture preferences including social choice in Economics, policy making in Political Science, revenue management in Operations Research, and ranking (or recommendations) in Computer Science and Statistics to name a few. RUM is a family of models for distribution over permutations parameterized by inherent “skills” or “scores”, say $u_a \in \mathbb{R}$ for each item (or option or player, etc.) $a \in [n]$ amongst the universe of n items. A random permutation as per this model is generated by sampling random variables Z_a , $\forall a \in [n]$, where $Z_a = u_a + \varepsilon_a$, with noise ε_a ; then the ordering of Z_a provides the random permutation. Two popular instances of RUM are obtained by selecting noise distribution as Gumbel and Gaussian, respectively: Gumbel leads to the so-called Multinomial Logit (MNL) model that is used for transportation applications by Nobel Laureate McFadden (2001); Gaussian leads to a model popularly utilized for rating online players through TrueSkill rating, cf. Herbrich et al. (2007).

In practice, a mixture of RUMs rather than a simple RUM has been effectively utilized to model the diversity in preferences; for example, see Garrow and Koppelman (2004) for airline ticket pricing application. Each component of the mixture RUM represents a group of individuals with similar preferences and there are multiple such clusters in the mixture.

Learning the underlying RUM or the mixture of RUMs from partial information on preferences such as pairwise comparisons is a natural question; for example, learning preferences for ticket prices using comparative shopping data for airlines. Despite its importance, systematic studies toward developing computationally efficient methods with rigorous statistical guarantees have occurred only in the last decade or so. While some good progress has been made for learning single component RUMs or homogeneous mixtures of specific RUMs, there is little or no improvement toward learning a *heterogeneous*¹ mixture of RUMs which provide flexibility to achieve a more parsimonious (sparser) representation as well as robustness against model mismatches. Our aim in this work is at learning such a model from pairwise comparison data.

¹Components are modeled by different types of RUMs, e.g., some components are MNL and others are Gaussian.

1.1 Our Contributions

As the main contribution of this work, we argue that spectral methods (e.g., PCA) can correctly classify pairwise comparison data generated from a heterogenous mixture of generic RUMs. We can first separate a collection of pairwise comparison data into clusters and then learn the parameters for single RUMs describing each of the clusters. That is, the hard task of learning a mixture RUM reduces to (relatively) simpler tasks of learning single RUMs.

We present Algorithm 1 as an instance of the proposed procedure. It requires pairwise comparisons that scale polynomially in model parameters n , k , $1/\Gamma$ and τ where n is the number of options, k is the number of mixture components, Γ is the minimum gap between the centers of mixture components and τ is the maximum sub-Gaussian norm of RUM components. The algorithm does not require any knowledge of the noise model within each component RUMs, thus being robust against model mismatches. See Theorem 1 and Corollary 2 for precise statements of our results.

Specifically, we view a permutation over n items as a vector embedded into $\{\pm \frac{1}{2}\}^{\binom{n}{2}}$ rather than a combinatorial object. Each coordinate of the binary vector represents the outcome of pairwise comparisons, i.e., which item in the pair precedes the other. From matrix estimation viewpoint, we stack partial observations about N permutations through (a small subset of) pairwise comparisons to construct a matrix of size $N \times \binom{n}{2}$ that might have lots of missing values (unobserved comparisons). After filling 0 in place of missing comparisons, we perform PCA to ‘denoise’ the vectors and then group them using single-linkage clustering (e.g., Kruskal) based on pairwise Euclidean distance. The proposed algorithm is closely related to that in Achlioptas and McSherry (2005).

Our analysis is based on the observations that each row of the data matrix is a random vector from a sub-Gaussian distribution and that the expectation of the random matrix has rank r , which is equal to the dimension of the span of the component centers. Hence, singular value thresholding (SVT) on this random matrix (with an appropriate choice of threshold) results in the projection onto top r principal components with the noise power diminished. In the end, we prove that all the data points get correctly clustered from $O(\sqrt{r}\tau n^6 \log n/\Gamma)$ number of pairwise comparisons.

With $\tau = O(\sqrt{n})$ and $\Gamma = \Omega(n)$ for typical setups, this result implies that a mixture of r generic RUM components² can be learnt using $O(r^{0.5}n^{5.5} \log n)$ number of comparisons; see Remark 2. For example, having $O(\beta r^{0.5}n^{5.5} \log n / \min_{a \neq b} |u_a - u_b|)$ comparisons suffices for clustering a mixture MNL, and $O(\sigma r^{0.5}n^{5.5} \log n)$ is sufficient for a mixture of RUMs with Gaussian noise³, cf. Section 5.

We make a few remarks about our result. When restricted to a homogeneous mixture of MNLs, our result might seem weaker than the result by Oh and Shah (2014), which states that a mixture of r MNL components can be learned using a total of $O(r^{3.5}n^3 \log^4 n)$ pairwise comparisons when $r \ll n^{2/7}$ and the model parameters are sufficiently incoherent. However, the result by Oh and Shah (2014) works for mixture of MNLs only, while our algorithm does not exploit such a priori knowledge. Further, our sample complexity outperforms theirs when $r \approx n$ and moreover, our algorithm turns out to require only $O(n^4)$ comparisons in a sufficiently nicer setup of mixture MNLs.

Technically, Oh and Shah (2014) require independence on pairwise comparisons from the same permutation instance. In the language of matrix estimation view described above, they require observations across columns in a given row to be independent, whereas we do not impose such an artificial condition and our method works with dependence across columns for a given row. This is where our sharp characterization of the sub-Gaussian property of RUM as in Definition 2 comes handy.

Finally, we note that our analysis implies the robustness of PCA in the sense that SVT on a random matrix leads to faithful estimation of the underlying low-rank mean matrix in the max row ℓ_2 norm (a.k.a. $L_{2,\infty}$ matrix norm) sense. This result is stronger than the widely used notion of robustness in Frobenius norm sense⁴ and is likely to be of interest in its own right.

²Our result extends to the case where there are $k \geq r$ components as long as the mean matrix has rank r .

³The quantities u_i , β , σ are defined in Section 5.

⁴ $L_{2,\infty}$ vs Frobenius \approx worst case vs average case.

1.2 Related Work

RUM and RUM Learning. RUM is a broad class of models to describe ranking data. A special case of RUMs is the Multinomial Logit (MNL), which can be seen as the extension of multinomial logistic regression to ranking data. The model is also known as the Bradley-Terry model or the Plackett-Luce model; cf. Bradley and Terry (1952); Luce (1959); Plackett (1975). RUM with Gaussian noise is widely used in skill-based ranking systems cf. Herbrich et al. (2007).

In the context of learning RUMs, various methods have been studied to estimate parameters of a simple MNL model from pairwise comparison data, e.g., Lu and Boutilier (2011); Negahban et al. (2012); Soufiani et al. (2013). However, there have been only limited advances toward learning mixtures of such models. While some provable methods have been proposed by Ammar et al. (2014); Oh and Shah (2014); Awasthi et al. (2014); Sedghi et al. (2016), these methods have certain limitations. Since these methods are essentially methods of moments that exploit tensor decomposition, they are model-specific and require certain technical assumptions, e.g., tensor non-degeneracy. In a sense, these methods solve a system of equations between the model parameters and the empirical moments. Therefore, it is unlikely that these methods can handle a heterogeneous mixture of RUMs. In contrast, our approach only depends on inequality-type certificates⁵ and is agnostic to model specifications; thus it can deal with even heterogeneous mixtures.

Recently, Zhao et al. (2018) discuss identifiability of mixture RUMs of a fixed utility distribution and propose algorithms based on EM and generalized method of moments, however, they do not provide rigorous analysis for time and sample complexity.

Spectral Clustering. This line of works generally require certain separation condition between the component centers for clustering. Since Vempala and Wang (2002) first suggested performing PCA to achieve a separation condition that does not depend on the ambient dimension in the context of learning a mixture of spherical Gaussians, this result has been generalized in subsequent works by Achlioptas and McSherry (2005); Brubaker and Vempala (2008); Kumar and Kannan (2010); Awasthi and Sheffet (2012). For example, Kumar and Kannan (2010) – further improved by the subsequent work of Awasthi and Sheffet (2012) – show that a variant of spectral clustering (PCA followed by Lloyd’s algorithm) can recover the hidden components as long as the cluster centers are separated by $\tilde{\Omega}(\sqrt{r})$ and each cluster has bounded covariance. This is the best known result in spectral clustering. Our work is a natural generalization of this line of approach where it enables spectral clustering *with missing data* whereas all the prior works assume that data is *fully* observed.

Method of Moments. Dating back to the original work by Pearson (1894), the goal in this approach is to compute empirical moments from observations and then learn mixture parameters by solving a system of (typically non-linear) equations between moments and model parameters. This line of works utilize higher order moment information to obtain more equations so as to identify mixtures. Anandkumar et al. (2014) suggest to use tensor decomposition for learning mixture in \mathbb{R}^d and Oh and Shah (2014) utilize this tensor decomposition of higher-order moments in the context of mixture MNL learning. This approach is robust to missing values thanks to the robustness of moments, however, it requires precise knowledge on the underlying model to match the moments and the model parameters. Therefore, the method is inherently brittle to model mismatch. In contrast, our work is model agnostic and can work with a mixture of generic RUM components.

Sum-of-Squares Certificates. Recently, there has been a flurry of works on mixture learning based on Sum-of-Squares (SoS) proofs and robust estimation, cf. Diakonikolas et al. (2016); Kothari and Steinhardt (2017); Diakonikolas et al. (2018); Hopkins and Li (2018). These methods have many virtues: (1) they break the $\tilde{\Omega}(\sqrt{r})$ barrier in the separation requirement at the expense of increased sample complexity; and (2) they are more robust to model mismatch compared to the method of moments because these methods work with certain inequality-type constraints that are satisfied subject to sub-Gaussianity and certified by SoS proofs. However, as developed in literature, the up-to-date technique applies only to the setting of continuous distribution. In contrast, we work with discrete distributions over permutations.

⁵based on the light-tail behavior of each component RUM.

2 MODEL AND PROBLEM

Generative Model. Let S_n denote the set of all $n!$ permutations (=rankings) over n items. We are interested in learning a mixture of *simpler* distributions over S_n from observations about these rankings through pairwise comparisons. In particular, our interest is in learning⁶ mixture of Random Utility Models.

Definition 1 (Random Utility Model). *Each item $a \in [n]$ has a deterministic utility (skill, score) $u_a \in \mathbb{R}$ associated with it. The random utility Z_a for $a \in [n]$ obeys the form $Z_a = u_a + \varepsilon_a$, where ε_a are independent random variables. Once Z_a are generated for all $a \in [n]$, Z_1, \dots, Z_n are sorted in descending order and the order of indices is output as a permutation.*

The distribution of random noise ε_a , $a \in [n]$ in RUM induces a distribution of permutations in S_n . Different noise models lead to different types of distributions in S_n . We describe two popular examples next.

Example 1 (Multinomial Logit Model). *Let ε_a be drawn as per the Gumbel distribution with mode 0 and scaling parameter $\beta > 0$, i.e., the PDF of ε_a is*

$$f(x) = \frac{1}{\beta} \exp\left(-\left(\frac{x}{\beta} + \exp\left(-\frac{x}{\beta}\right)\right)\right), \quad \text{for } x \in \mathbb{R}.$$

The resulting distribution over S_n is known as the Multinomial Logit (MNL) Model. An important property of the distribution is that for all $a \neq b \in [n]$,

$$\mathbb{P}(Z_a \geq Z_b) = \frac{\exp\left(\frac{u_a}{\beta}\right)}{\exp\left(\frac{u_a}{\beta}\right) + \exp\left(\frac{u_b}{\beta}\right)}. \quad (1)$$

Example 2 (RUM with Gaussian Noise). *For $a \in [n]$, let ε_a be drawn as per Gaussian distribution with mean 0 and variance $\sigma_a^2 > 0$, i.e., the PDF of ε_a is given by*

$$f(x) = \frac{1}{\sqrt{2\pi\sigma_a^2}} \exp\left(-\left(\frac{x^2}{\sigma_a^2}\right)\right), \quad \text{for } x \in \mathbb{R}.$$

We shall call the resulting distribution over S_n as RUM with Gaussian noise.

Let there be $k \geq 1$ mixture components, each of which is an instance of a certain RUM. For $i \in [k]$, let the i -th mixture component be parameterized by true utilities $u^{(i)} = (u_a^{(i)})_{a \in [n]} \in \mathbb{R}^n$ and noise parameters $\gamma^{(i)} = (\gamma_a^{(i)})_{a \in [n]} \in \mathbb{R}^{n \times D}$ where the noise distribution is determined by $D \geq 1$ dimensional parameter. For instance, $\gamma^{(i)} = (\beta_a)_{a \in [n]} \in \mathbb{R}^n$ in the MNL example and $\gamma^{(i)} = (\sigma_a^2)_{a \in [n]} \in \mathbb{R}^n$ for the Gaussian RUM.

We consider the following hierarchical data generation process to sample a permutation from the mixture: First, choose a mixture component $i \in [k]$ at random with probability p_i , $i \in [k]$; and then draw a permutation per the RUM with parameters $(u^{(i)}, \gamma^{(i)})$.

Model for Observations. Let $\iota : S_n \rightarrow \left\{\pm \frac{1}{2}\right\}^{\binom{n}{2}}$ be a representation of permutation $\phi \in S_n$ through pairwise comparisons such that for each $1 \leq a < b \leq n$,

$$\iota(\phi)_{(a,b)} = \mathbb{I}\{\phi^{-1}(a) \geq \phi^{-1}(b)\} - \frac{1}{2}.$$

For notational convenience, we index the coordinates of the vector $\iota(\phi)$ using tuples (a, b) , $1 \leq a < b \leq n$.

We assume the following model for observation of pairwise comparisons. Suppose that N permutations, ϕ^ℓ , $\ell \in [N]$, are sampled as per a mixture of k RUMs. Let $X^\ell = \iota(\phi^\ell) \in \left\{\frac{1}{2}, -\frac{1}{2}\right\}^{n(n-1)/2}$ denote the embedding of ϕ^ℓ for each $\ell \in [N]$. We observe ϕ^ℓ in the form of Y^ℓ where for each $m = (i, j)$, $1 \leq i < j \leq n$,

$$Y_m^\ell = \begin{cases} X_m^\ell & \text{with probability } p \\ \star & \text{otherwise.} \end{cases} \quad (2)$$

⁶Here, we use the term ‘learning’ to indicate clustering rather than identifying parameters for certain model.

Here, \star indicates the lack of knowledge about the value. In other words, we assume that for each permutation ϕ^ℓ , we have access to each of $\binom{n}{2}$ pairwise comparisons at random with probability p . Therefore, we expect to observe approximately $pNn(n-1)/2 \approx pNn^2/2$ pairwise comparisons in total.

Notation. Let $X \in \{-\frac{1}{2}, \frac{1}{2}\}^{N \times \binom{n}{2}}$ be the random matrix obtained by stacking N random permutations X^ℓ , $\ell \in [N]$. Given X , let $\alpha^*(\ell) \in [k]$ denote the index of the component which ϕ^ℓ is drawn from. Accordingly, we can define a map $\alpha^* = \alpha^*_X : [N] \rightarrow [k]$. Note that α^* is an imaginary map and we don't have access to it. Let $M = \mathbb{E}[X | \alpha^*]$ be the mean matrix where the expectation is taken with respect to the randomness in step 2 of the data generation process only, i.e., it is the expectation conditioned on α . We let $r := \text{rank}(M)$ and $\sigma_1(M) \geq \dots \geq \sigma_r(M)$ denote the r nonzero singular values of M in the nonincreasing order. It is easy to observe that $r \leq k$ as M has at most k different types of rows.

Problem Statement. Our objective is to identify data points with the mixture components which they are from (up to permutation). Given observations $Y^1, \dots, Y^N \in \{-\frac{1}{2}, \star, \frac{1}{2}\}^{\binom{n}{2}}$, we want to estimate the number of mixture components and the label map that minimizes the misclassification error rate, i.e., we want

$$(\hat{k}, \hat{\alpha}) \in \arg \min_{\substack{k' \in \mathbb{Z} \\ \alpha \in [k']^N}} \left\{ \min_{\sigma \in S_{k'}} \frac{1}{N} \sum_{\ell=1}^N \mathbb{I}\{\alpha(\ell) \neq \alpha^*(\sigma(\ell))\} \right\}.$$

We also want to know the condition when the misclassification error rate is $o(1)$ with probability $1 - o(1)$.

3 ALGORITHM

Our algorithm is summarized in Algorithm 1. An appropriate choice of parameters t_1, t_2 leads to successful clustering with high probability.

Algorithm 1: Clustering RUM Components

Input : $(Y^1, \dots, Y^N; t_1, t_2)$

Output: $(\hat{k}, \hat{\alpha})$

- 1: Stack Y^1, \dots, Y^N to form $Y \in \{-\frac{1}{2}, \star, \frac{1}{2}\}^{N \times \binom{n}{2}}$.
- 2: Replace \star with 0 in Y .
- 3: Take SVD of Y : $Y = \sum_{j=1}^{\min\{N, \binom{n}{2}\}} \sigma_j(Y) u_j v_j^T$.
- 4: Singular value thresholding at t_1 :

$$\widehat{M} = \sum_{j=1}^{\min\{N, \binom{n}{2}\}} \sigma_j(Y) \mathbb{I}\{\sigma_j(Y) > t_1\} u_j v_j^T. \quad (3)$$

- 5: Apply single-linkage clustering on the rows of \widehat{M} with threshold t_2 .
-

4 MAIN RESULTS

In this section, we state the main theorem about conditions under which Algorithm 1 faithfully identifies the k RUM components in the mixture. With the success of the clustering, the problem reduces to a bundle of subproblems to learn model parameters $(u^{(i)}, \gamma^{(i)})$, $i \in [k]$ of each single RUMs. Then one may solve the subproblems by imposing certain model assumptions and applying parameter learning algorithms designed for such models.

4.1 Theorem Statement

First, we define a measure of variability in a RUM.

Definition 2 (sub-Gaussian norm). *Let $X \in \mathbb{R}^n$ be a random vector. The sub-Gaussian norm of X is*

$$\tau \triangleq \inf \left\{ \rho > 0 \text{ such that } \forall \lambda \in \mathbb{R}, \sup_{u: \|u\|_2=1} \mathbb{E} \left[e^{\lambda \langle u, X - \mathbb{E}X \rangle} \right] \leq \exp \left(\frac{\lambda^2 \rho^2}{2} \right) \right\}$$

with the convention that \inf of the empty set is ∞ . Given a RUM, let ϕ be a random permutation following the RUM and let $X = \iota(\phi)$. We call the sub-Gaussian norm of X as the sub-Gaussian norm of the RUM.

Given a mixture of k RUMs over S_n , let $\mu^{(i)} = \mathbb{E}[X^1 | \alpha^*(1) = i] \in [-\frac{1}{2}, \frac{1}{2}]^{\binom{n}{2}}$ and $\tau^{(i)} > 0$ denote the center and the sub-Gaussian norm of the i -th mixture component for $i \in [k]$. We define the following quantities that will be useful to state the main results:

$$\tau^* \triangleq \max_{i \in [k]} \tau^{(i)} \tag{4}$$

$$\Gamma \triangleq \min_{i, i' \in [k]: i \neq i'} \|\mu^{(i)} - \mu^{(i')}\|_2,$$

$$\Delta \triangleq C \left\{ (\sqrt{p} + p\tau^*)\sqrt{N} + (\tau^* + K(p))(n + \sqrt{nN}^{\frac{1}{4}}) \right\}, \tag{5}$$

where $C > 0$ is an absolute constant and $K(p) \in [0, \frac{1}{4}]$ is the sub-Gaussian norm of the centered Bernoulli random variable⁷.

Theorem 1. *Let $r = \text{rank}(M)$. Suppose that $p > \frac{4\Delta}{\sigma_r(M)} \vee \frac{16 \log(Nd)}{\min(N, d)}$, $\log N = o(n)$. If*

$$\Gamma \geq C' \frac{(\tau^* + \frac{1}{4}) \log(nN)}{p} \left(\sqrt{r} + \frac{n^2(\tau^* + \frac{1}{4})}{p\sigma_r(M)} \right) \tag{6}$$

for a sufficiently large constant $C' > 0$, then with probability at least $1 - \frac{4}{N^2} - \frac{4}{n^4}$, Algorithm 1 with proper t_1, t_2 successfully clusters N rankings in k groups.

Remark 1. The algorithmic parameters t_1 and t_2 need to be chosen properly. The singular value threshold t_1 is proper if $\Delta < t_1 < \sigma_r(M) - \Delta$ and the distance threshold t_2 is proper if $\max_{\alpha^*(i_1)=\alpha^*(i_2)} \|\widehat{M}^{i_1} - \widehat{M}^{i_2}\|_2 < t_2 < \min_{\alpha^*(i_1) \neq \alpha^*(i_2)} \|\widehat{M}^{i_1} - \widehat{M}^{i_2}\|_2$; see Theorem 15 in Appendix for precise statement.

4.2 Simplification for Interpretation

Balanced Mixture and the Eigengap. We want a lower bound on $\sigma_r(M)$. For the purpose, we assume the center of RUM components, $\mu^{(i)}$, $i \in [k]$, are nearly orthogonal to each other⁸. The assumption is likely to hold in the high-dimensional setting because any pair of random vectors from an isotropic distribution—spherical Gaussian distribution, discrete uniform distribution over the hypercube, etc.—is nearly orthogonal with overwhelming probability, e.g., by Hoeffding’s inequality.

Next, we shall impose an incoherence condition on $\mu^{(i)}$, namely there is a function⁹ $s(n)$ such that $\|\mu^{(i)}\|_\infty = \Theta(s(n))$ and $\|\mu^{(i)}\|_2 = \Theta(ns(n))$ for all $i \in [k]$. Intuitively, this condition implies that information

⁷See Equation 11 in Appendix B for the explicit form.

⁸We would say $\mu^{(i)}$, $i \in [k]$ are nearly orthogonal to each other if there is a constant $C > 0$ (e.g., $C = 8$) such that $\frac{|\langle \mu^{(i)}, \mu^{(i')} \rangle|}{\|\mu^{(i)}\|_2 \|\mu^{(i')}\|_2} \leq \frac{C\sqrt{\log n}}{n}$ for all $i, i' \in [k]$.

⁹Note that the signal amplitude $s(n) = O(1)$ always. In some cases, we may let $s(n)$ scale down as n increases, e.g., $1/\sqrt{n}$, which corresponds to a ‘hard’ setup for inference.

(signal) about the common preference in each RUM component is well spread over pairwise comparisons and is easily satisfied under mild conditions. With this incoherence assumption, $\|M\|_F = \Theta(s(n)\sqrt{Nn^2})$.

When $k \ll n^2$, we expect $r = \text{rank}(M) \approx k$ because there are k different types of rows that are nearly orthogonal to each other. Moreover, $\mu^{(i)}$ are closely related to the right singular vectors of M and the frequency of each type in M is related to $\sigma_i(M)$. Specifically, letting $\hat{p}_i = \frac{1}{N} \sum_{\ell=1}^N \mathbb{I}\{\alpha^*(\ell) = i\}$ denote the mixture weights ($\approx p_i$) for $i \in [k]$, we expect that

$$\sigma_r(M) = \Theta\left(s(n)\sqrt{\left(\min_{i \in [k]} \hat{p}_i\right)Nn^2}\right). \quad (7)$$

We shall assume $\tau^* \geq 1$ to avoid trivialities where τ^* is too small. Under the near-orthogonality and incoherence assumptions described above, we obtain the following Corollary of Theorem 1.

Corollary 2. *Suppose that n is sufficiently large and $k \ll n^2$. If $\hat{p}_i = \Theta(1/k)$ for all $i \in [k]$; $s(n) = \omega(\sqrt{r/n})$; $N = n^4$; and*

$$p \geq \frac{C''\tau^*\sqrt{r} \log n}{\Gamma} \quad (8)$$

for a sufficiently large constant $C'' > 0$, then with probability at least $1 - O(1/n^2)$, Algorithm 1 with proper t_1, t_2 successfully clusters N rankings.

Remark 2. Given n, p, N , the expected number of pairwise comparisons in the data is $\binom{n}{2}Np$. Corollary 2 implies that having $\Omega\left(\frac{\sqrt{r}\tau^*n^6 \log n}{\Gamma}\right)$ number of (pairwise) comparisons is sufficient for successful clustering.

Remark 3. We let $N = n^4$ in Corollary 2 for simplicity and this choice is not necessary. It is easy to see from (7) that $p\sigma_r(M) = \Omega(\tau^*n^2/\sqrt{r})$ if $N \geq n^2\tau^{*2}/p^2$. The proof of Corollary 2 remains valid as long as $N \geq n^2\tau^{*2}/p^2$. Therefore, we can conclude that having $\binom{n}{2}Np = \frac{n^4\tau^{*2}}{p}$ number of pairwise comparisons is sufficient for clustering, which can be as small as $\Omega(n^4)$ under a nice setup where $\tau^* = O(1)$ and $p = \Theta(1)$.

Generic Upper Bound on τ^* . As a first step to enable concrete evaluation of Theorem 1, we establish a generic bound on sub-Gaussian norm for *any* instance of RUM, which may be of interest in its own right.

Proposition 3. *For any given instance of Random Utility Model, there exists universal constant $C > 0$ so that associated sub-Gaussian parameter $\tau \leq C\sqrt{n}$. Therefore, $\tau^* \leq C\sqrt{n}$.*

Our proof of Proposition 3 is based on bounded-difference concentration inequality. Some empirical discussions on the validity of this estimate can be found in Section 6. In short, the upper bound seems sharp in the low signal-to-noise ratio (SNR) regime and quite loose in the high SNR regime for both MNL and Gaussian RUM.

5 EXAMPLES

In this section, we consider two concrete examples – mixture MNL model and mixture Gaussian RUM. Our analysis in these examples relates mixture parameters such as Γ to the model parameters of each RUM, e.g., SNR, thereby hinting sufficient conditions for successful clustering. We assume the deterministic utilities $u^{(i)}$ for components $i \in [k]$ are randomly drawn.

5.1 Multinomial Logit (MNL) Model

Description of the Setup. We consider the MNL model with scaling parameter $\beta > 0$, cf. Example 1. Recall from (1) that $\mathbb{P}(Z_a \geq Z_b) = \frac{w_a}{w_a + w_b}$ for any pair $a, b \in [n]$ where $w_a \triangleq \exp\left(\frac{u_a}{\beta}\right)$ denotes the ‘weight’ for $a \in [n]$. We impose the following two assumptions: (1) $u_1 > u_2 > \dots, u_n$ and there exists $\rho > 0$ such that $u_a - u_{a+1} \geq \rho$ for all $a \in [n-1]$; (2) for each $i \in [k]$, $u_a^{(i)} = u_{\phi_i(a)}$ for some $\phi_i \in S_n$ that is drawn i.i.d. from the discrete uniform distribution over S_n .

Separation between Cluster Centers. Assumption 1 implies $\frac{w_a}{w_{a+1}} \geq \exp(\frac{\rho}{\beta})$ for all $a \in [n-1]$. That is, the true deterministic utilities of the n options are well separated from each other. It follows that

$$\mathbb{P}(Z_a \geq Z_b) = \frac{w_a}{w_a + w_b} \geq \frac{1}{1 - \exp(-\frac{\rho}{\beta})}, \quad \text{and}$$

$$\mathbb{P}(Z_a < Z_b) = \frac{w_b}{w_a + w_b} \leq \frac{\exp(-\frac{\rho}{\beta})}{1 - \exp(-\frac{\rho}{\beta})}$$

for any $a, b \in [n]$ with $a < b$. Based on this observation, we obtain a high-probability lower bound on Γ .

Proposition 4. *With probability at least $1 - \frac{\tau^2}{n^4}$,*

$$\Gamma \geq \frac{\sqrt{n(n-1)}}{2} \frac{1 - \exp(-\frac{\rho}{\beta})}{1 + \exp(-\frac{\rho}{\beta})} - 4\sqrt{n \log n}.$$

Implications. We interpret Corollary 2 in the mixture MNL setup. Suppose that n is sufficiently large. To begin with, we observe that $s(n) \geq \frac{1}{2} \frac{1 - \exp(-\rho/\beta)}{1 + \exp(-\rho/\beta)} = \omega(\sqrt{r/n})$ if $\rho \gg -\beta \ln(1 - \sqrt{r/n}) \approx \beta\sqrt{r/n}$. It follows from Proposition 4 that $\Gamma \geq \frac{n}{4} \frac{1 - \exp(-\rho/\beta)}{1 + \exp(-\rho/\beta)}$ with high probability. We know that $\tau^* \leq C\sqrt{n}$ for some $C > 0$ by Proposition 3 and hence (8) is satisfied if

$$p \geq C^m \frac{\beta}{\rho} \frac{\sqrt{r \log n}}{\sqrt{n}}. \quad (9)$$

We approximated $\frac{1 + \exp(-\rho/\beta)}{1 - \exp(-\rho/\beta)} \approx \frac{\beta}{\rho}$ assuming $\rho \gg \beta$. Note that the scaling parameter β denotes the typical magnitude of the Gumbel noise and therefore $\frac{\beta}{\rho}$ is the inverse signal-to-noise ratio in the MNL model.

Therefore, we can conclude that as long as $\rho \gg \beta\sqrt{r/n}$, having $\Theta(\frac{\beta}{\rho} r^{0.5} n^{5.5} \log n)$ number of pairwise comparisons is sufficient for successful clustering; see Corollary 2 and Remark 2.

5.2 RUM with Gaussian Noise

Description of the Setup. Now we consider the random utility model with Gaussian noise with $\sigma_a = \sigma > 0$ for all $a \in [n]$; cf. Example 2. That is, for $1 \leq a < b \leq n$ and for $\ell_1, \ell_2 \in [N]$,

$$\begin{aligned} X_{(a,b)}^{\ell_1} - X_{(a,b)}^{\ell_2} &= \mathbb{I} \left\{ \varepsilon_a^{(i)} - \varepsilon_b^{(i)} \geq u_b^{(i)} - u_a^{(i)} \right\} \\ &\quad - \mathbb{I} \left\{ \varepsilon_a^{(j)} - \varepsilon_b^{(j)} \geq u_b^{(j)} - u_a^{(j)} \right\} \end{aligned}$$

where $i = \alpha^*(\ell_1)$, $j = \alpha^*(\ell_2)$ are shorthands. Observe that $\varepsilon_a^{(i)} - \varepsilon_b^{(i)}, \varepsilon_a^{(j)} - \varepsilon_b^{(j)} \sim \mathcal{N}(0, 2\sigma^2)$, i.e., the normal distribution with mean 0 and variance $2\sigma^2$.

Suppose that for each $i \in [k]$, the deterministic utility $u^{(i)} \in \{\pm \frac{1}{2}\}^n$ is chosen from the hypercube uniformly at random. Precisely, $u_a^{(i)}$ are i.i.d. random variables taking value $\frac{1}{2}$ or $-\frac{1}{2}$ with probability $\frac{1}{2}$, respectively.

Separation between Cluster Centers. For $x \in \mathbb{R}$, let $\Phi(x) = \int_{-\infty}^x \frac{1}{\sqrt{2\pi}} e^{-\frac{t^2}{2}} dt$ denote the cumulative distribution function of the standard normal distribution. Under the setup described above, we obtain a high-probability lower bound on Γ as follows.

Proposition 5. *With probability at least $1 - \frac{\tau^2}{n^4}$,*

$$\Gamma \geq \frac{\sqrt{n(n-1)}}{\sqrt{2}} \left(\Phi\left(\frac{1}{\sigma\sqrt{2}}\right) - \frac{1}{2} \right) - 4\sqrt{n \log n}. \quad (10)$$

Implications. Suppose that n is sufficiently large and σ is a constant that does not scale with n . Assuming $\sigma = \Theta(1)$, $\Gamma \geq C \frac{n}{\sigma}$ with high probability by Proposition 5. Since $\tau^* \leq C\sqrt{n}$ for some $C > 0$ by Proposition 3, (8) is satisfied if

$$p \geq C' \sigma \frac{\sqrt{r} \log n}{\sqrt{n}}.$$

This implies having $\Theta(\sigma r^{0.5} n^{5.5} \log n)$ number of pairwise comparisons is sufficient for successful clustering of rankings from a mixture of Gaussian RUMs; cf. Corollary 2 and Remark 2.

6 EXPERIMENTS

We run experiments on synthetic datasets to show the efficacy of the proposed clustering algorithm.

Parameters. The datasets are generated using the following parameters: n is the number of options; k is the number of RUM components in the mixture; λ is the expected number of rankings per component; and β/σ represents the noise level.

Data generation process. We generate synthetic datasets as follows: (1) For $i \in [k]$, draw $u^{(i)} \sim \mathcal{N}(0, I_n)$ and $N_i \sim \text{Poisson}(\lambda)$, i.i.d.; and (2) for $i \in [k]$, instantiate Z_1, \dots, Z_n according to MNL model (or Gaussian RUM) with utility $u^{(i)}$ and noise parameter β (or σ) i.i.d. N_i times.

Experiment 1: Algorithm 1 Works. First of all, we exhibit how the proposed clustering algorithm works at different noise levels. We generate synthetic datasets according to the Gaussian noise model with parameters $n = 30$, $k = 100$, $\lambda = 50$ at three different noise levels $\sigma \in \{0.3, 0.5, 1.0\}$.

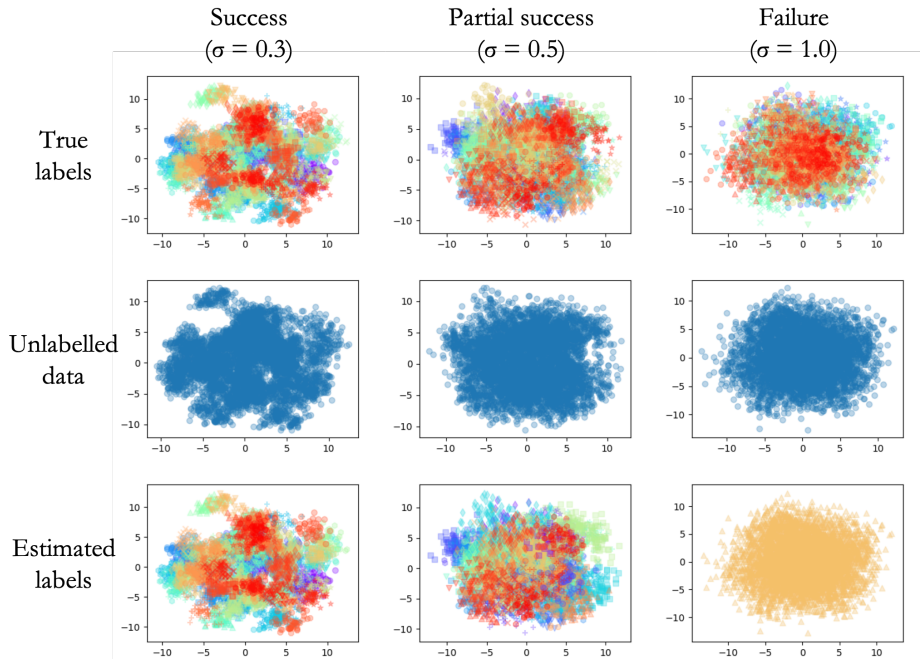


Figure 1: Illustration of how Algorithm 1 works for Gaussian noise model at three noise levels.

Figure 1 illustrates the results for three possible scenarios, namely, success ($\sigma = 0.3$), partial success ($\sigma = 0.5$), and failure ($\sigma = 1$). The first row in Figure 1 displays the ranking profiles with color-coded labels (=index of the cluster) in the format of $\binom{30}{2}$ -dimensional pairwise marginals projected onto the 2D plane of top-2 principal components. Our algorithm sees unlabelled datasets as depicted in the second row and outputs estimated labels as in the third row.

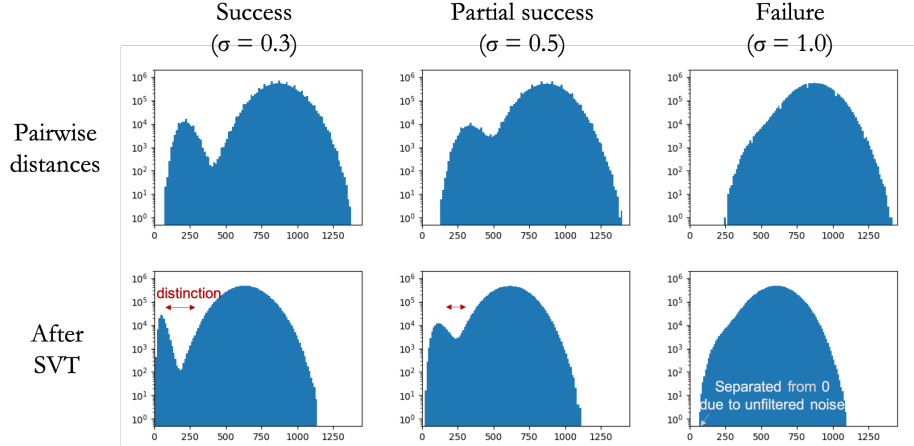


Figure 2: Distributions of pairwise distances in three scenarios: before SVT (top) and after SVT (bottom).

Recall that Algorithm 1 classifies rankings based on pairwise distance. Figure 2 displays the histogram of pairwise ℓ_2 distances (squared) between the ranking profiles for each cases in the semi-log scale. We observe that SVT shaves off the noise contribution in the pairwise distance, thereby shifting the peaks closer to 0. In the success ($\sigma = 0.3$) case, there is a significant separation between the distribution of intra-cluster distances (left peak) and the distribution of inter-cluster distances (right peak) so that the algorithm easily reconstructs the clusters. On the other hand, there is no distinction between the peaks in the failure ($\sigma = 1.0$) case. Moreover, we expect the left end of the distance distribution to touch 0 when N is sufficiently large. The gap between the left end and 0 in the bottom right plot suggests the contribution of residual noise, possibly due to imperfect identification of principal components caused by insufficient SNR.

Experiment 2: Overcoming the Missing Values. Next, we show Algorithm 1 can cluster the ranking profiles even when some pairwise comparisons are absent. We consider Gaussian RUM mixture instances with $n = 30$, $k = 2$ and $\lambda = 500$. Our algorithm has access to $p \in [0, 1]$ fraction of the data of pairwise marginals, cf. see (2). We measure the performance of the algorithm using the misclassification rate $\text{Risk}(\hat{\alpha}) = \min_{\sigma \in S_2} \frac{1}{N} \sum_{\ell=1}^N \mathbb{I} \{ \hat{\alpha}(\ell) \neq \alpha^*(\sigma(\ell)) \}$. This is plotted in Figure 4 as we vary p . Ideally, we expect $\text{Risk}(\hat{\alpha}) = 0$ if the algorithm succeeds in perfect clustering and $\text{Risk}(\hat{\alpha}) \approx 0.5$ when the algorithm completely fails in extracting any information about the underlying RUM components. As seen from Figure 4, the misclassification rate $\rightarrow 0.5$ as $p \rightarrow 0$, and the rate goes to 0 as p increases with exception of the setting with noise is very high $\sigma = 1$ or n is small, i.e. $n = 20$.

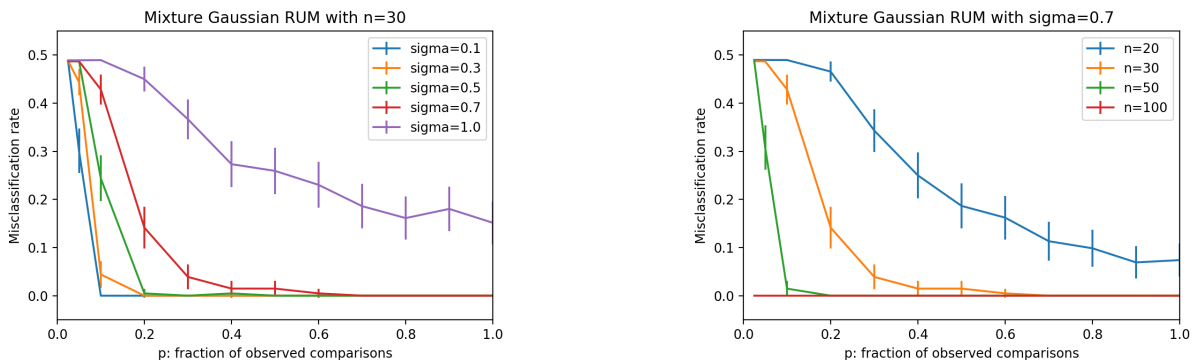


Figure 3: Error rate of Algorithm 1 on partially observed data from Gaussian RUM mixtures: various σ with $n = 30$ (left); various n with $\sigma = 0.7$ (right).

Experiment 3: Estimates for τ^* . Recall that our results (Theorem 1 and Corollary 2) depend on the sub-Gaussian parameter τ (see Definition 2). It is known that the sub-Gaussian parameter is equivalent to the Orlicz ψ_2 norm¹⁰, i.e., $\tau = c\|W - \mathbb{E}W\|_{\psi_2}$ for an absolute constant $c > 0$. We estimate the ψ_2 norm by replacing the expectation in Definition 3 with the empirical mean from 1000 randomly generated samples.

This procedure is repeated 100 times for each pair of β (or σ) ranging from 0.05 to 1.0 and n from 2 to 200. The results are summarized in Figure 4. For both MNL and Gaussian RUMs, the slope tends to 0.5 as n grows. This trend suggests that the growth rate of \sqrt{n} is correct when the noise level is high compared to the difference between utilities, i.e., when $|\varepsilon_a| \approx \min |u_a - u_b|$. However, the rapid drop on the left end also suggests τ^* can be significantly smaller than the generic upper bound when $|\varepsilon_a| \ll \min |u_a - u_b|$.

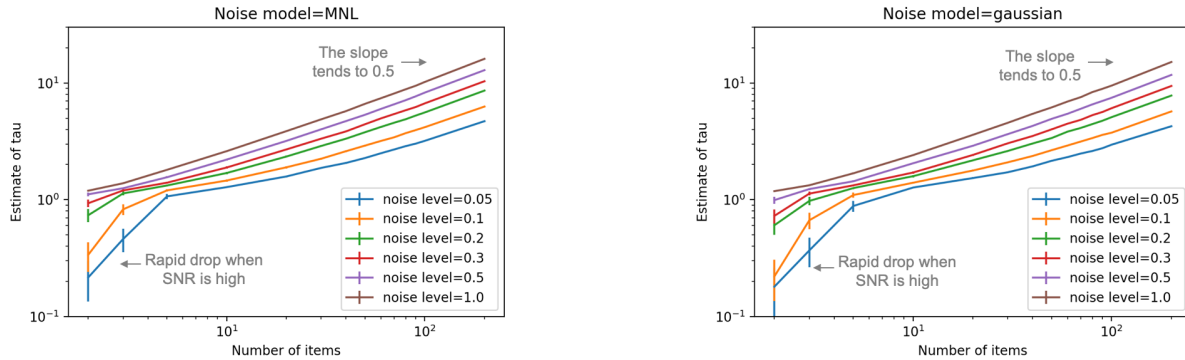


Figure 4: Log-log plots of the estimated value of τ for MNL models (left) and Gaussian RUMs (right).

7 DISCUSSION

We proposed a procedure to reduce the challenging task of learning mixture RUMs to simpler problems of single RUM learning. The procedure is inspired by spectral clustering approach for mixture learning in vector space and we provide theoretical guarantees on the statistical and computational performance of an explicit instance described in Algorithm 1. For example, we identify a sufficient condition for successful clustering, cf. Theorem 1 and (6), which suggests the tradeoff between intrinsic separability of the model (Γ) and the required fraction of data (p). We conclude with a few remarks on possible next steps.

Lower Bound on p . Our results, e.g., (9), suggests $p = \tilde{\Omega}(\sqrt{r/n})$ is sufficient for clustering mixture RUMs. However, we do not know whether this is necessary, or p can scale as small as the order of r/n . Confirming a lower bound can be an interesting direction for future work.

Use of Other Matrix Estimation Methods. We deploy PCA (SVT) in this work to recover the hidden structure in the mean matrix M , but it is possible to utilize other types of matrix estimation methods. Obtaining provable guarantees for such methods, e.g., low-rank matrix estimation with nuclear norm penalization or collaborative filtering, could be interesting.

Beyond the Requirement of $\tilde{\Omega}(\sqrt{r})$ Separation. Note that p cannot exceed 1 and therefore Theorem 1 is meaningful only when $\Gamma = \tilde{\Omega}(\tau^* \sqrt{r})$, cf. (6). This condition is consistent with the well-known \sqrt{r} barrier in second-order methods for spectral clustering. In fact, if the objective is in parameter learning rather than clustering, one may break this barrier via ideas from robust statistics, e.g., SoS certificates. It would be interesting to adapt the techniques to learning a heterogeneous mixture of generic RUMs, which we consider to be a semiparametric model.

¹⁰see Definition 3 in Appendix B.2.1

References

- Achlioptas, D. and McSherry, F. (2005). On spectral learning of mixtures of distributions. In *International Conference on Computational Learning Theory*, pages 458–469. Springer.
- Ammar, A., Oh, S., Shah, D., and Voloch, L. F. (2014). What’s your choice?: learning the mixed multinomial. In *ACM SIGMETRICS Performance Evaluation Review*, volume 42, pages 565–566. ACM.
- Anandkumar, A., Ge, R., Hsu, D., Kakade, S. M., and Telgarsky, M. (2014). Tensor decompositions for learning latent variable models. *The Journal of Machine Learning Research*, 15(1):2773–2832.
- Awasthi, P., Blum, A., Sheffet, O., and Vijayaraghavan, A. (2014). Learning mixtures of ranking models. In *Advances in Neural Information Processing Systems*, pages 2609–2617.
- Awasthi, P. and Sheffet, O. (2012). Improved spectral-norm bounds for clustering. In *Approximation, Randomization, and Combinatorial Optimization. Algorithms and Techniques*, pages 37–49. Springer.
- Boucheron, S., Lugosi, G., and Massart, P. (2013). *Concentration inequalities: A nonasymptotic theory of independence*. Oxford university press.
- Bradley, R. A. and Terry, M. E. (1952). Rank analysis of incomplete block designs: I. the method of paired comparisons. *Biometrika*, 39(3/4):324–345.
- Brubaker, S. C. and Vempala, S. S. (2008). Isotropic pca and affine-invariant clustering. In *Building Bridges*, pages 241–281. Springer.
- Buldygin, V. and Moskvichova, K. (2013). The sub-gaussian norm of a binary random variable. *Theory of probability and mathematical statistics*, 86:33–49.
- Diakonikolas, I., Kamath, G., Kane, D. M., Li, J., Moitra, A., and Stewart, A. (2016). Robust estimators in high dimensions without the computational intractability. In *Foundations of Computer Science (FOCS), 2016 IEEE 57th Annual Symposium on*, pages 655–664. IEEE.
- Diakonikolas, I., Kane, D. M., and Stewart, A. (2018). List-decodable robust mean estimation and learning mixtures of spherical gaussians. In *Proceedings of the 50th Annual ACM SIGACT Symposium on Theory of Computing*, pages 1047–1060. ACM.
- Garrow, L. A. and Koppelman, F. S. (2004). Multinomial and nested logit models of airline passengers’ no-show and standby behaviour. *Journal of Revenue and Pricing Management*, 3(3):237–253.
- Herbrich, R., Minka, T., and Graepel, T. (2007). Trueskill?: a bayesian skill rating system. In *Advances in neural information processing systems*, pages 569–576.
- Hopkins, S. B. and Li, J. (2018). Mixture models, robustness, and sum of squares proofs. In *Proceedings of the 50th Annual ACM SIGACT Symposium on Theory of Computing*, pages 1021–1034. ACM.
- Kothari, P. K. and Steinhardt, J. (2017). Better agnostic clustering via relaxed tensor norms. *arXiv preprint arXiv:1711.07465*.
- Kumar, A. and Kannan, R. (2010). Clustering with spectral norm and the k-means algorithm. In *Foundations of Computer Science (FOCS), 2010 51st Annual IEEE Symposium on*, pages 299–308. IEEE.
- Lu, T. and Boutilier, C. (2011). Learning mallows models with pairwise preferences. In *Proceedings of the 28th international conference on machine learning (icml-11)*, pages 145–152.
- Luce, R. D. (1959). *Individual Choice Behavior a Theoretical Analysis*. John Wiley and sons.
- McFadden, D. (2001). Economic choices. *American economic review*, 91(3):351–378.

- Negahban, S., Oh, S., and Shah, D. (2012). Iterative ranking from pair-wise comparisons. In *Advances in neural information processing systems*, pages 2474–2482.
- Oh, S. and Shah, D. (2014). Learning mixed multinomial logit model from ordinal data. In *Advances in Neural Information Processing Systems*, pages 595–603.
- Pearson, K. (1894). Contributions to the mathematical theory of evolution. *Philosophical Transactions of the Royal Society of London. A*, 185:71–110.
- Plackett, R. L. (1975). The analysis of permutations. *Applied Statistics*, pages 193–202.
- Sedghi, H., Janzamin, M., and Anandkumar, A. (2016). Provable tensor methods for learning mixtures of generalized linear models. In *Artificial Intelligence and Statistics*, pages 1223–1231.
- Soufiani, H. A., Chen, W., Parkes, D. C., and Xia, L. (2013). Generalized method-of-moments for rank aggregation. In *Advances in Neural Information Processing Systems*, pages 2706–2714.
- Thurstone, L. L. (1927). A law of comparative judgment. *Psychological review*, 34(4):273.
- Vempala, S. and Wang, G. (2002). A spectral algorithm for learning mixtures of distributions. In *Foundations of Computer Science, 2002. Proceedings. The 43rd Annual IEEE Symposium on*, pages 113–122. IEEE.
- Vershynin, R. (2018). *High-dimensional probability: An introduction with applications in data science*, volume 47. Cambridge University Press.
- Zhao, Z., Villamil, T., and Xia, L. (2018). Learning mixtures of random utility models. In *Thirty-Second AAAI Conference on Artificial Intelligence*.

A Notation

Generic. For a positive integer n , we let $[n] \triangleq \{1, \dots, n\}$. Given $a, b \in \mathbb{R}$, we let $a \vee b = \max\{a, b\}$ and $a \wedge b = \min\{a, b\}$. $\|\cdot\|_2$ denotes the ℓ_2 norm for a vector, and the spectral norm for a matrix. For a random variable and a random vector, $\|\cdot\|_{\psi_2}$ denotes the Orlicz ψ_2 norm. We let C denote some constant and the exact value of C can change from line to line.

Notational change for simplicity. For ease of notation, through out the technical sections, we shall use $d = \binom{n}{2}$ to represent the dimensionality of permutation of n items embedded in pair-wise comparison representation. That is, we may represent Y (and X, M) as $N \times d$ dimensional matrix for simplicity rather than $N \times \binom{n}{2}$ dimensional. Also, for notational convenience, we shall denote the Y_{ij} for $i \in [N], j \in [d]$ to represent the pair-wise ordering of a pair of items in $[n]$, indexed as j amongst $d = \binom{n}{2}$ possible different pairs, in the i th permutation sampled as described in Section 2. This is in contrast to indexing elements of permutation by tuple (a, b) for representing pair-wise comparison between $a, b \in [n]$.

And some. For matrix $X \in \mathbb{R}^{N \times d}$, we write the Singular Value Decomposition (SVD) of X as $X = U\Sigma V^T$, where $\Sigma = \text{diag}(\sigma_1(X), \dots, \sigma_{\min\{N, d\}}(X))$ with the singular values of X , $\sigma_1(X) \geq \sigma_2(X) \geq \dots \geq \sigma_{\min\{N, d\}}(X)$ in the descending order.

For each $i \in [N]$, we let $X^i = X_{i*}$ denote the i -th row of the matrix X , viewed as a row-vector in $\mathbb{R}^{1 \times d}$. For each $j \in [d]$, we let $X_j = X_{*j}$ denote the j -th column of the matrix X , viewed as a column-vector in $\mathbb{R}^{N \times 1}$. When X is viewed as a random matrix, we reserve M to denote its expectation, i.e., $M = \mathbb{E}[X]$. Then, M^i is the i th row of M . We reserve r to denote the rank of M .

B Technical Result: Effect of Missing Values

Recall definition of matrix Y which is obtained by stacking samples from mixture of RUM with missing values as described in Section 2. The X is random matrix where all entries are observed, i.e. Y is randomly (Bernoulli(p)) masked version of X , cf. (2). Recall that matrix $M = \mathbb{E}[X]$. By definition, $\mathbb{E}[Y] = p\mathbb{E}[X] = pM$. Now $Y = pM + (Y - pM)$. We show that the perturbation matrix matrix $Y - pM$ has independent, mean zero, sub-gaussian rows.

B.1 Mean and Covariance of $Y - pM$

The following two lemmas are consequences of the i.i.d. Bernoulli mask in our model.

Lemma 6. *When \star is replaced with 0, $\mathbb{E}[Y - pM] = 0$.*

Proof. Recall that $Y_{ij} = X_{ij}\mathbb{I}\{E_{ij} = 1\}$ for each $(i, j) \in [N] \times [d]$. Now observe that for all $(i, j) \in [N] \times [d]$,

$$\begin{aligned} \mathbb{E}[Y_{ij} - pM_{ij}] &= \mathbb{E}[X_{ij}\mathbb{I}\{E_{ij} = 1\} - pM_{ij}] \\ &= \mathbb{E}[X_{ij}] \mathbb{E}[\mathbb{I}\{E_{ij} = 1\}] - pM_{ij} \\ &= 0. \end{aligned}$$

We used the independence between X_{ij} and E_{ij} as well as the fact that $\mathbb{E}[X_{ij}] = M_{ij}$ and $\mathbb{E}[\mathbb{I}\{E_{ij} = 1\}] = \mathbb{P}(E_{ij} = 1) = p$. \square

Lemma 7. *When \star is replaced with 0,*

$$\mathbb{E}[(Y - pM)^T(Y - pM)] = p(1 - p)\text{diag}(\mathbb{E}[X^T X]) + p^2\mathbb{E}[(X - M)^T(X - M)].$$

Proof. First of all, we note that

$$\mathbb{E}[(Y - pM)^T(Y - pM)] = \sum_{i=1}^N \mathbb{E}[(Y^i - pM^i)^T(Y^i - pM^i)].$$

For $(i, j_1, j_2) \in [N] \times [d] \times [d]$,

$$\begin{aligned}
\mathbb{E} [(Y^i - pM^i)^T (Y^i - pM^i)]_{j_1 j_2} &= \mathbb{E} [(Y_{ij_1} - pM_{ij_1})(Y_{ij_2} - pM_{ij_2})] \\
&= \mathbb{E} [(X_{ij_1} \mathbb{I}\{E_{ij_1} = 1\} - pM_{ij_1})(X_{ij_2} \mathbb{I}\{E_{ij_2} = 1\} - pM_{ij_2})] \\
&= \mathbb{E} [X_{ij_1} X_{ij_2} \mathbb{I}\{E_{ij_1} = 1\} \mathbb{I}\{E_{ij_2} = 1\} + p^2 M_{ij_1} M_{ij_2}] \\
&\quad - \mathbb{E} [pM_{ij_2} X_{ij_1} \mathbb{I}\{E_{ij_1} = 1\} + pM_{ij_1} X_{ij_2} \mathbb{I}\{E_{ij_2} = 1\}] \\
&= \begin{cases} p\mathbb{E} [X_{ij_1}^2] - p^2\mathbb{E} [M_{ij_1}^2] & \text{when } j_1 = j_2, \\ p^2\mathbb{E} [(X_{ij_1} - M_{ij_1})(X_{ij_2} - M_{ij_2})] & \text{when } j_1 \neq j_2. \end{cases}
\end{aligned}$$

Recall the identity $\mathbb{E} [(X_{ij_1} - \mathbb{E}[X_{ij_1}])^2] = \mathbb{E} [X_{ij_1}^2] - \mathbb{E}[X_{ij_1}]^2$; we can rewrite

$$p\mathbb{E} [X_{ij_1}^2] - p^2\mathbb{E} [M_{ij_1}^2] = p(1-p)\mathbb{E} [X_{ij_1}^2] + p^2\mathbb{E} [(X_{ij_1} - M_{ij_1})^2].$$

Therefore,

$$\mathbb{E} [(Y^i - pM^i)^T (Y^i - pM^i)] = p(1-p)\text{diag}(\mathbb{E} [(X^i)^T X^i]) + p^2\mathbb{E} [(X^i - M^i)^T (X^i - M^i)].$$

Summing up over $i \in [N]$ concludes the proof. \square

B.2 Sub-gaussianity of $Y^i - pM^i$

In this section we show an upper bound on $\|Z^i\|_{\psi_2}$ ($i \in [N]$). For that purpose we recall some definitions and known results in Appendix B.2.1. Then we state and prove Proposition 9 in B.2.2.

B.2.1 Preliminaries

It is common in literature to equip the space of sub-gaussian random variables with the Orlicz ψ_2 norm, also known as the sub-gaussian norm. Note that $\|X\|_{\psi_2} < \infty$ if and only if X is sub-gaussian.

Definition 3 (Sub-gaussian norm). *The sub-gaussian norm of a random variable X is defined as*

$$\|X\|_{\psi_2} \triangleq \inf \left\{ t > 0 \text{ such that } \mathbb{E} \left[\exp \left(\frac{X^2}{t^2} \right) \right] \leq 2 \right\}.$$

Imitating the Orlicz ψ_2 -norm, we define a different type of sub-gaussian norm $\|\cdot\|_{\phi_2}$, which turns out to be equivalent to $\|\cdot\|_{\psi_2}$.

Definition 4.

$$\|X\|_{\phi_2} \triangleq \inf \left\{ \tau > 0 \text{ such that } \mathbb{E} [e^{\lambda X}] \leq e^{\frac{1}{2}\lambda^2\tau^2} \text{ for all } \lambda \in \mathbb{R} \right\}.$$

We note here that $\|\cdot\|_{\phi_2}$ of a centered Bernoulli random variable is known.

Theorem 8 (Theorem 2.1 from Buldygin and Moskvichova (2013)). *Let $X(p)$ be a centered Bernoulli random variable with parameter $p \in [0, 1]$, i.e., $X(p) = 1 - p$ with probability p and $X(p) = -p$ with probability $1 - p$. Then*

$$\|X(p)\|_{\phi_2} = \begin{cases} 0, & p \in \{0, 1\}; \\ \frac{1}{4}, & p = \frac{1}{2}; \\ \frac{2p-1}{2 \ln \frac{p}{1-p}}, & p \in (0, 1) \setminus \{\frac{1}{2}\}. \end{cases}$$

From now on, we reserve $K(p)$ to denote the ϕ_2 norm of the centered Bernoulli random variable with parameter $p \in [0, 1]$, i.e.,

$$K(p) \triangleq \begin{cases} 0, & p \in \{0, 1\}; \\ \frac{1}{4}, & p = \frac{1}{2}; \\ \frac{2p-1}{2 \ln \frac{p}{1-p}}, & p \in (0, 1) \setminus \{\frac{1}{2}\}. \end{cases} \quad (11)$$

Observe that $K(p)$ is concave and maximized at $p = \frac{1}{2}$ with bounded range within $[0, \frac{1}{4}]$ for all $p \in [0, 1]$.

The two norms, $\|\cdot\|_{\psi_2}$ and $\|\cdot\|_{\phi_2}$ are equivalent norms in the sense that there exist absolute constants $c_1, c_2 > 0$ such that $\|X\|_{\psi_2} \leq c_1 \|X\|_{\phi_2}$ and $\|X\|_{\phi_2} \leq c_2 \|X\|_{\psi_2}$ hold for all random variables. We define and utilize the following constants throughout:

$$c_1 \triangleq \inf\{\gamma > 0 : \|X\|_{\psi_2} \leq \gamma \|X\|_{\phi_2} \text{ for all sub-gaussian } X\}, \quad (12)$$

$$c_2 \triangleq \inf\{\gamma > 0 : \|X\|_{\phi_2} \leq \gamma \|X\|_{\psi_2} \text{ for all sub-gaussian } X\}, \quad (13)$$

Lastly, we extend the notion of sub-gaussianity to random vectors.

Definition 5. A d -dimensional real-valued random vector X is said to be a sub-gaussian vector if $u^T X$ is sub-gaussian for all $u \in \mathbb{S}^{d-1}$. Moreover,

$$\|X\|_{\psi_2} \triangleq \sup_{u \in \mathbb{S}^{d-1}} \|u^T X\|_{\psi_2} \quad \text{and} \quad \|X\|_{\phi_2} \triangleq \sup_{u \in \mathbb{S}^{d-1}} \|u^T X\|_{\phi_2}.$$

B.2.2 An Upper Bound on $\|Y^i - pM^i\|_{\psi_2}$

Proposition 9. Suppose that \star is replaced with 0 and $p \in (0, 1]$ is given. For every $i \in [N]$,

$$\|Y^i - pM^i\|_{\psi_2} \leq \|X^i - M^i\|_{\psi_2} + c_1 (\max_{j \in [d]} |M_{ij}|) K(p) \leq c_1 (\tau^\star + K(p))$$

where $K(\cdot)$ as defined in (11) and c_1 as defined in (12).

Proof. Recall that M is a deterministic matrix, even though it is not directly observable. In our model, $Y_{ij} = X_{ij} \mathbb{I}\{E_{ij} = 1\} + \star \mathbb{I}\{E_{ij} = 0\}$ for each $(i, j) \in [N] \times d$; see (2). With \star replaced by 0, we may write $Y^i = X^i \circ E^i$ for all $i \in [N]$. Here, $E^i \in \mathbb{R}^d$ is a random vector with i.i.d. Bernoulli random variables with parameter p and \circ denotes the Hadarmard product (entrywise product). For each $(i, j) \in [N] \times [d]$, we decompose $Y_{ij} - pM_{ij}$ as follows:

$$\begin{aligned} Y_{ij} - pM_{ij} &= X_{ij} \mathbb{I}\{E_{ij} = 1\} - pM_{ij} \\ &= (X_{ij} - M_{ij}) \mathbb{I}\{E_{ij} = 1\} + (\mathbb{I}\{E_{ij} = 1\} - p) M_{ij}. \end{aligned}$$

By definition of ψ_2 norm,

$$\|Y^i - pM^i\|_{\psi_2} = \sup_{u \in \mathbb{S}^{d-1}} \|(Y^i - pM^i)u\|_{\psi_2} = \sup_{u \in \mathbb{S}^{d-1}} \left\| \sum_{j=1}^d (Y_{ij} - pM_{ij}) u_j \right\|_{\psi_2}.$$

Fix $u \in \mathbb{S}^{d-1}$. By triangle inequality,

$$\left\| \sum_{j=1}^d (Y_{ij} - pM_{ij}) u_j \right\|_{\psi_2} \leq \left\| \sum_{j=1}^d (X_{ij} - M_{ij}) \mathbb{I}\{E_{ij} = 1\} u_j \right\|_{\psi_2} \quad (14)$$

$$+ \left\| \sum_{j=1}^d (\mathbb{I}\{E_{ij} = 1\} - p) M_{ij} u_j \right\|_{\psi_2}. \quad (15)$$

In the rest of the proof, we establish upper bounds on (14) and (15) separately. Since the indicator function is nonnegative and upper bounded by 1, the first term in (14) has the following upper bound:

$$\left\| \sum_{j=1}^d (X_{ij} - M_{ij}) \mathbb{I}\{E_{ij} = 1\} u_j \right\|_{\psi_2} \leq \left\| \sum_{j=1}^d (X_{ij} - M_{ij}) u_j \right\|_{\psi_2} \leq \|X^i - M^i\|_{\psi_2},$$

which is again bounded above by $c_1 \tau^*$ due to (4). The second term in (15) has a trivial upper bound as follows:

$$\begin{aligned} \left\| \sum_{j=1}^d (\mathbb{I}\{E_{ij} = 1\} - p) M_{ij} u_j \right\|_{\psi_2} &\leq c_1 \left\| \sum_{j=1}^d (\mathbb{I}\{E_{ij} = 1\} - p) M_{ij} u_j \right\|_{\phi_2} \\ &\leq c_1 \left\{ \sum_{j=1}^d \|\mathbb{I}\{E_{ij} = 1\} - p\|_{\phi_2}^2 (M_{ij} u_j)^2 \right\}^{1/2} \\ &\leq c_1 \max_{j \in [d]} |M_{ij}| \|\mathbb{I}\{E_{ij} = 1\} - p\|_{\phi_2}. \end{aligned}$$

The first inequality is due to the equivalence between $\|\cdot\|_{\psi_2}$ and $\|\cdot\|_{\phi_2}$. The second inequality is based on the property of the sum of independent sub-gaussian random variables, cf. Vershynin (2018). The last inequality is trivial because $\sum_{j=1}^d M_{ij}^2 u_j^2 = \max_{j \in [d]} |M_{ij}|^2 \|u\|_2^2$ and $\max_{j \in [d]} |M_{ij}| \leq 1$. Lastly, we note that $\mathbb{I}\{E_{ij}\} - p$ is a centered Bernoulli random variable with parameter p . By Theorem 8,

$$\|\mathbb{I}\{E_{ij}\} - p\|_{\phi_2} = K(p)$$

□

B.3 Bounding $\|Y - pM\|_2$

Lemma 10. *With probability at least $1 - 2/N^4$,*

$$\begin{aligned} \|Y - pM\|_2 &\leq \sqrt{\frac{1-p}{4} + p(\tau^*)^2 \sqrt{Np}} \\ &\quad + c_1(\tau^* + K(p)) \left\{ \sqrt{c_3} [(Nd)^{1/4} + (2N \log N)^{1/4}] \vee c_3(\sqrt{d} + \sqrt{2 \log N}) \right\} \end{aligned} \quad (16)$$

Here, $c_3 = c_3(c_0) > 0$ is an absolute constant, which depends only on another absolute constant c^{11}

Proof. Let $Z = Y - pM$. Observe that Z is an $N \times d$ matrix whose rows Z^i are independent, mean zero, sub-gaussian random vectors in \mathbb{R}^d . The Matrix Chernoff bound implies that for every $t \geq 0$,

$$\begin{aligned} \sigma_1(Y - pM) &\leq \left\{ \sigma_1(\mathbb{E}[(Y - pM)^T(Y - pM)]) \right. \\ &\quad \left. + \max_{i \in [N]} \|Y^i - pM^i\|_{\psi_2}^2 \left[c_3 \sqrt{N}(\sqrt{d} + t) \vee c_3^2(\sqrt{d} + t)^2 \right] \right\}^{1/2} \end{aligned}$$

with probability at least $1 - 2 \cdot 9^{-t^2}$. By Lemma 7,

$$\mathbb{E}[(Y - pM)^T(Y - pM)] = p(1-p) \text{diag}(\mathbb{E}[M^T M]) + p^2 \mathbb{E}[(X - M)^T(X - M)].$$

¹¹Though we do not specify what the value of c is, it is an absolute constant that does not depend on other parameters. It is the same constant c that appears in the exponent of Bernstein's inequality.

Therefore,

$$\begin{aligned}
& \sigma_1(\mathbb{E}[(Y - pM)^T(Y - pM)]) \\
& \leq p(1-p)\sigma_1(\text{diag}(\mathbb{E}[M^T M])) + p^2\sigma_1(\mathbb{E}[(X - M)^T(X - M)]) \\
& \leq p(1-p)\max_{j \in [d]} \left(\sum_{i=1}^N \mathbb{E}[X_{ij}^2] \right) + p^2 \sum_{i=1}^N \sigma_1(\mathbb{E}[(X^i - M^i)^T(X^i - M^i)]) \\
& \leq Np \left[(1-p) \left(\max_{i,j} \mathbb{E}[X_{ij}^2] \right) + p \max_{i \in [N]} \|X^i\|_{\phi_2}^2 \right].
\end{aligned}$$

The last inequality follows as $\left\| \mathbb{E}[(X^i - M^i)^T(X^i - M^i)] \right\|_2 \leq \|X^i\|_{\phi_2}^2$. Recall that $|X_{ij}| \leq \frac{1}{2}$ for all i, j ; $\|X^i\|_{\phi_2}^2 \leq \tau^*$ and $\|Y^1 - pM^1\|_{\psi_2} \leq c_1(\tau^* + K(p))$ by Proposition 9. Using these and choosing $t = \sqrt{2 \log N}$ completes the proof as $9^{-t^2} = (e^{2 \ln 3})^{-2 \log N} = \left(\frac{1}{N^4}\right)^{\ln 3} \leq \frac{1}{N^4}$ for all $N \geq 1$. \square

C Proof of Theorem 1

The proof of Theorem 1 is presented in this section. It is divided into four parts. Section C.1 presents useful auxiliary properties that will be utilized in establishing result. Section C.2 is about identifying an event that holds with high-probability and under which the result will naturally follow. Section C.3 states and establishes a “pre-cursor” of Theorem 1 stated as Theorem 15. In Section C.4 we argue Theorem 1 as a consequence of Theorem 15.

C.1 Useful auxiliary properties

Given a matrix $A = \sum_{j=1}^{\min\{N,d\}} \sigma_j(A) u_j v_j^T$ and a threshold $t \geq 0$, we define operator $\varphi_{A;t}^{\text{hard}} : \mathbb{R}^d \rightarrow \mathbb{R}^d$ as

$$\varphi_{A;t}^{\text{hard}} : w \mapsto \sum_{j=1}^d \mathbb{I}\{\sigma_j(A) \geq t\} \mathcal{P}_{v_j}(w), \tag{17}$$

where \mathcal{P}_{v_j} denotes the projection onto $\text{span}(v_j)$; specifically, when $w \in \mathbb{R}^d$ as a row vector representation, $\mathcal{P}_{v_j}(w) = w v_j v_j^T$. If we take the column vector representation, it would be natural to consider $\mathcal{P}^{v_j}(w) = v_j v_j^T w$ ¹².

Lemma 11. *For any matrix $A \in \mathbb{R}^{N \times d}$ and $t \geq 0$, $\varphi_{A;t}^{\text{hard}}$ is a contraction, i.e.,*

$$\|\varphi_{A;t}^{\text{hard}}(w)\|_2 \leq \|w\|_2, \quad \forall w \in \mathbb{R}^d.$$

Proof. Write $A = \sum_{j=1}^{\min\{N,d\}} \sigma_j(A) u_j v_j^T$. Recall that the right singular vectors of A forms an orthonormal

¹²These are just two different representations of the same projection operation, and we shall switch between the row vector representation (left multiplication) and the column vector representation (right multiplication) for convenience of explanation; however it will be clear from the context whether we are using row or column representation.

basis of $\mathbb{R}^{\min\{N,d\}}$. For any $w \in \mathbb{R}^d$,

$$\begin{aligned}
\|\varphi_{A;t}^{\text{hard}}(w)\|_2^2 &= \left(\sum_{j=1}^{\min\{N,d\}} \mathbb{I}\{\sigma_j(A) \geq t\} \mathcal{P}_{v_j}(w) \right)^2 \\
&= \sum_{j=1}^{\min\{N,d\}} \mathbb{I}\{\sigma_j(A) \geq t\} \mathcal{P}_{v_j}(w)^2 \\
&\leq \sum_{j=1}^{\min\{N,d\}} \mathcal{P}_{v_j}(w)^2 \\
&= \|w\|_2^2.
\end{aligned}$$

□

Given a matrix $A = \sum_{j=1}^{\min\{N,d\}} \sigma_j(A) u_j v_j^T$, define

$$\text{HSVT}_t(A) = \sum_{j=1}^{\min\{N,d\}} \sigma_j(A) \mathbb{I}\{\sigma_j(A) \geq t\} u_j v_j^T. \quad (18)$$

We relate $\varphi_{A;t}^{\text{hard}}$ and $\text{HSVT}_t(A)$ next.

Lemma 12. *Given $A \in \mathbb{R}^{N \times d}$ and $t \geq 0$,*

$$\text{HSVT}_t(A)^i = \varphi_{A;t}^{\text{hard}}(A^i), \quad \forall i \in [N].$$

Proof. Let $A = \sum_{j=1}^{\min\{N,d\}} \sigma_j(A) u_j v_j^T$ be the SVD of A . By the orthonormality of the left singular vectors,

$$\begin{aligned}
\varphi_{A;t}^{\text{hard}}(A^i) &= \sum_{a=1}^{\min\{N,d\}} \mathbb{I}\{\sigma_i(A) \geq t\} \mathcal{P}_{v_i}(A^a) = \sum_{a=1}^{\min\{N,d\}} \mathbb{I}\{\sigma_a(A) \geq t\} A^i v_a v_a^T \\
&= \sum_{a,b=1}^{\min\{N,d\}} \mathbb{I}\{\sigma_a(A) \geq t\} e_i^T \sigma_b(A) u_b v_b^T v_a v_a^T \\
&= e_i^T \sum_{a,b=1}^{\min\{N,d\}} \mathbb{I}\{\sigma_a(A) \geq t\} \sigma_b(A) u_b \delta_{ab} v_a^T \\
&= e_i^T \text{HSVT}_t(A) = \text{HSVT}_t(A)^i.
\end{aligned}$$

This completes the proof. □

Lemma 13. *Let $X \in \mathbb{R}^d$ be a sub-gaussian random vector with $\|X\|_{\phi_2} < \infty$. Let $V \in \mathbb{R}^{d \times r}$ be a matrix with orthogonal columns. V is allowed to be random as long as it is independent of X . Then for any $s > 0$,*

$$\mathbb{P}(\|VV^T X\|_2^2 > s) \leq 2r \exp\left(-\frac{s}{2r\|X\|_{\phi_2}^2}\right).$$

Proof. Observe that $\|VV^T X\|_2^2 = X^T V V^T X = \sum_{j=1}^r X^T V_j V_j^T X$ where V_j denotes the j -th column of V . Now observe that for any $s > 0$,

$$X^T V V^T X > s \quad \text{implies that} \quad \exists j \in [r] \quad \text{s.t.} \quad X^T V_j V_j^T X > \frac{s}{r}.$$

This observation leads to the following inequality by applying the union bound:

$$\mathbb{P}\left(X^T V V^T X > s\right) \leq \sum_{j=1}^r \mathbb{P}\left(X^T V_j V_j^T X > \frac{s}{r}\right).$$

It remains to find an upper bound for

$$\mathbb{P}\left(X^T V_j V_j^T X > \frac{s}{r}\right) = \mathbb{P}\left(V_j^T X > \sqrt{\frac{s}{r}}\right) + \mathbb{P}\left(V_j^T X < -\sqrt{\frac{s}{r}}\right).$$

By Markov's inequality (Chernoff bound) and the definition of $\|\cdot\|_{\phi_2}$ (see Definition 4), for any $\lambda > 0$,

$$\begin{aligned} \mathbb{P}\left(V_j^T X > \sqrt{\frac{s}{r}}\right) &\leq \mathbb{E}\left[\exp(\lambda V_j^T X)\right] \exp\left(-\lambda \sqrt{\frac{s}{r}}\right) \\ &\leq \mathbb{E}\left[\mathbb{E}\left[\exp(\lambda V_j^T X) \mid V\right]\right] \exp\left(-\lambda \sqrt{\frac{s}{r}}\right) \\ &\leq \mathbb{E}\left[\exp\left(\frac{\lambda^2 \|V_j^T X\|_{\phi_2}^2}{2}\right)\right] \exp\left(-\lambda \sqrt{\frac{s}{r}}\right) \\ &\leq \exp\left(\frac{\lambda^2 \|X\|_{\phi_2}^2}{2}\right) \exp\left(-\lambda \sqrt{\frac{s}{r}}\right). \end{aligned}$$

Optimizing over $\lambda > 0$ (observe that $-\lambda a + \frac{\lambda^2}{2b}$ is minimized to $-\frac{a^2 b}{2}$ with $\lambda = ab$),

$$\mathbb{P}\left(V_j^T X > \sqrt{\frac{s}{r}}\right) \leq \exp\left(-\frac{s}{2r \|X\|_{\phi_2}^2}\right).$$

We obtain the same upper bound on $\mathbb{P}\left(V_j^T X < -\sqrt{\frac{s}{r}}\right)$.

All in all,

$$\mathbb{P}\left(X^T V V^T X > s\right) \leq 2r \exp\left(-\frac{s}{2r \|X\|_{\phi_2}^2}\right).$$

□

C.2 Leave-One-Out Analysis: A High-probability Event

Recall that $\widehat{M} = \text{HSVT}_{\sigma_r(Y)}(Y)$ as per (3) and (18). In what follows, we shall denote threshold $t^* = \sigma_r(Y)$, i.e. $\widehat{M} = \text{HSVT}_{t^*}(Y)$. We define an event \mathcal{E}

$$\begin{aligned} \mathcal{E} := &\left\{ \forall i \in [N], \quad \|\varphi_{Y;t^*}^{\text{hard}}(Y^i - pM^i)\|_2^2 \leq 4\|Y^i - pM^i\|_{\phi_2}^2 r \log(2dN^5) \right. \\ &\left. \times \left[1 + \frac{2d^2 \log(2dN^5)}{r} \left(\frac{\|Y^i - pM^i\|_{\phi_2}}{p\sigma_r(M) - 3\|Y - pM\|_2} \right)^2 \right] \right\}. \end{aligned} \quad (19)$$

In the following lemma, we show this event also has high probability.

Lemma 14. *Suppose that $p > \frac{3\|Y - pM\|_2}{\sigma_r(M)}$. Then*

$$\mathbb{P}(\mathcal{E}) \leq \frac{2}{N^4}.$$

Proof. We establish the proof in four steps.

Step 1: Decomposition of Y by ‘Leave-one-row-out’. Fix $i \in [N]$. We define two matrices $Y^\circ, Y^\times \in \mathbb{R}^{N \times d}$ so that $Y = Y^\circ + Y^\times$:

$$(Y^\circ)^j = \begin{cases} Y^j & \text{if } j = i, \\ 0 & \text{if } j \neq i. \end{cases} \quad \text{and} \quad (Y^\times)^j = \begin{cases} 0 & \text{if } j = i, \\ Y^j & \text{if } j \neq i. \end{cases}$$

That, Y° contains only i th row of Y and rest 0s while Y^\times contains all but i th row of Y with i th row being 0s.

Let v_1^Y, \dots, v_r^Y and $v_1^\times, \dots, v_r^\times$ denote the top r right singular vectors of Y and Y^\times , respectively. Also, we note that $\varphi_{Y;t^*}^{\text{hard}}(Y^i - pM^i) = \mathcal{P}_{\text{span}\{v_1^Y, \dots, v_r^Y\}}(Y^i - pM^i)$ and rewrite it as

$$\begin{aligned} \varphi_{Y;t^*}^{\text{hard}}(Y^i - pM^i) &= \mathcal{P}_{\text{span}\{v_1^Y, \dots, v_r^Y\}}(Y^i - pM^i) \\ &= \mathcal{P}_{\text{span}\{v_1^\times, \dots, v_r^\times\}}(Y^i - pM^i) \\ &\quad + \left[\mathcal{P}_{\text{span}\{v_1^Y, \dots, v_r^Y\}}(Y^i - pM^i) - \mathcal{P}_{\text{span}\{v_1^\times, \dots, v_r^\times\}}(Y^i - pM^i) \right]. \end{aligned}$$

Then Young’s inequality for products yields

$$\begin{aligned} \|\varphi_{Y;t^*}^{\text{hard}}(Y^i - pM^i)\|_2^2 &\leq 2 \left\| \mathcal{P}_{\text{span}\{v_1^\times, \dots, v_r^\times\}}(Y^i - pM^i) \right\|_2^2 \\ &\quad + 2 \left\| \mathcal{P}_{\text{span}\{v_1^Y, \dots, v_r^Y\}}(Y^i - pM^i) - \mathcal{P}_{\text{span}\{v_1^\times, \dots, v_r^\times\}}(Y^i - pM^i) \right\|_2^2 \\ &\leq 2 \left\| \mathcal{P}_{\text{span}\{v_1^\times, \dots, v_r^\times\}}(Y^i - pM^i) \right\|_2^2 \tag{20} \\ &\quad + 2 \left\| \mathcal{P}_{\text{span}\{v_1^Y, \dots, v_r^Y\}} - \mathcal{P}_{\text{span}\{v_1^\times, \dots, v_r^\times\}} \right\|_2^2 \|Y^i - pM^i\|_2^2. \tag{21} \end{aligned}$$

Step 2: Finding an upper bound on (20). Recall that the rows in Y are independent. Therefore, the row vector of interest, $Y^i - pM^i$, is independent of the matrix Y^\times , and hence, is independent of the subspace spanned by $\{v_1^\times, \dots, v_r^\times\}$. By applying Lemma 13, we observe that for any $s_1 > 0$,

$$\mathbb{P} \left(\left\| \mathcal{P}_{\text{span}\{v_1^\times, \dots, v_r^\times\}}(Y^i - pM^i) \right\|_2^2 > s_1 \right) \leq 2r \exp \left(-\frac{s_1}{2r \|Y^i - pM^i\|_{\phi_2}^2} \right).$$

Choosing $s_1 = 2r \|Y^i - pM^i\|_{\phi_2}^2 \log(2rN^5)$ leads to

$$\mathbb{P} \left(\left\| \mathcal{P}_{\text{span}\{v_1^\times, \dots, v_r^\times\}}(Y^i - pM^i) \right\|_2^2 > 2r \|Y^i - pM^i\|_{\phi_2}^2 \log(2rN^5) \right) \leq \frac{1}{N^5}. \tag{22}$$

Step 3: Finding an upper bound on (21). Next, we apply Davis-Kahan $\sin \Theta$ theorem to find an upper bound on $\left\| \mathcal{P}_{\text{span}\{v_1^Y, \dots, v_r^Y\}} - \mathcal{P}_{\text{span}\{v_1^\times, \dots, v_r^\times\}} \right\|_2$. Recall that $Y = pM + (Y - pM)$. Since $\text{rank}(M) = r$, $\sigma_r(M) > \sigma_{r+1}(M) = 0$. By Weyl’s theorem,

$$\sigma_r(Y) \geq \sigma_r(M) - \|Y - pM\|_2.$$

Similarly, since $Y = Y^\times + Y^\circ$,

$$\begin{aligned} \sigma_{r+1}(Y^\times) &\leq \sigma_{r+1}(Y) + \sigma_1(Y^\circ) \leq \sigma_{r+1}(M) + \|Y - pM\|_2 + \|Y^\circ\|_2 \\ &= \|Y - pM\|_2 + \|Y^i - pM^i\|_2 \\ &\leq 2\|Y - pM\|_2, \end{aligned}$$

Therefore, if $p > \frac{3\|Y-pM\|_2}{\sigma_r(M)}$, then $\sigma_r(Y) > \sigma_{r+1}(Y^\times)$. Then by Davis-Kahan theorem,

$$\begin{aligned} \left\| \mathcal{P}_{\text{span}\{v_1^Y, \dots, v_r^Y\}} - \mathcal{P}_{\text{span}\{v_1^\times, \dots, v_r^\times\}} \right\|_2 &\leq \frac{\|Y^\circ\|_2}{\sigma_r(Y) - \sigma_{r+1}(Y^\times)} \\ &\leq \frac{\|Y^i - pM^i\|_2}{p\sigma_r(M) - 3\|Y - pM\|_2}. \end{aligned}$$

Again by applying Lemma 13, for any $s_2 > 0$,

$$\mathbb{P}\left(\|Y^i - pM^i\|_2^2 > s_2\right) \leq 2d \exp\left(-\frac{s_2}{2d\|Y^i - pM^i\|_{\phi_2}^2}\right).$$

Choosing $s_2 = 2d\|Y^i - pM^i\|_{\phi_2}^2 \log(2dN^5)$ leads to

$$\mathbb{P}\left(\|Y^i - pM^i\|_2^2 > 2d\|Y^i - pM^i\|_{\phi_2}^2 \log(2dN^5)\right) \leq \frac{1}{N^5}. \quad (23)$$

Step 4: Concluding the proof. Putting (20), (21), (22), (23) together, we obtain the following: for each $i \in [N]$,

$$\|\varphi_{Y;t^*}^{\text{hard}}(Y^i - pM^i)\|_2^2 \leq 4\|Y^i - pM^i\|_{\phi_2}^2 \left[r \log(2rN^5) + \frac{2\|Y^i - pM^i\|_{\phi_2}^2 d^2 \log^2(2dN^5)}{(p\sigma_r(M) - 3\|Y - pM\|_2)^2} \right]$$

with probability at least $1 - \frac{2}{N^5}$. The conclusion follows by taking union bound over $i \in [N]$. Lastly, observe that $\|Y^i - pM^i\|_{\phi_2} \leq c_1 c_2 (\tau^* + K(p))$ by Proposition 9. \square

C.3 A Pre-cursor of 1 and Its Proof

Here we present a more generic version of Theorem 1 from which the statement of Theorem 1 will follow immediately.

Theorem 15 (Full Version of Theorem 1). *Let $p > \frac{3\|Y-pM\|_2}{\sigma_r(M)}$. Then with probability at least $1 - \frac{2}{N^4}$, the following inequalities hold for all $i_1, i_2 \in [N]$:*

- when $\alpha(i_1) = \alpha(i_2)$:

$$\|\widehat{M}^{i_1} - \widehat{M}^{i_2}\|_2 \leq 2c_1 c_2 (\tau^* + K(p)) \sqrt{r \log(2dN^5)} \left[1 + \frac{d\sqrt{2\log(2dN^5)}}{\sqrt{r}} \frac{c_1 c_2 (\tau^* + K(p))}{p\sigma_r(M) - 3\|Y - pM\|_2} \right].$$

- when $\alpha(i_1) \neq \alpha(i_2)$:

$$\begin{aligned} \|\widehat{M}^{i_1} - \widehat{M}^{i_2}\|_2 &\geq \left(1 - \left(\frac{\|Y - pM\|_2}{p\sigma_r(M) - \|Y - pM\|_2} \right)^2 \right)^{\frac{1}{2}} \|pM^{i_1} - pM^{i_2}\|_2 \\ &\quad - 4c_1 c_2 (\tau^* + K(p)) \sqrt{r \log(2dN^5)} \left[1 + \frac{d\sqrt{2\log(2dN^5)}}{\sqrt{r}} \frac{c_1 c_2 (\tau^* + K(p))}{p\sigma_r(M) - 3\|Y - pM\|_2} \right]. \end{aligned}$$

Proof. We establish the Theorem statement under condition \mathcal{E} . As argued in Lemma 14, $\mathbb{P}(\mathcal{E}^c) \leq 2/N^4$. Therefore, the statement of theorem holds with probability at least $1 - 2/N^4$. To that end, we shall assume \mathcal{E} holds. Now, for any $i_1, i_2 \in [N]$

$$\begin{aligned} \widehat{M}^{i_1} - \widehat{M}^{i_2} &= \varphi_{Y;t^*}^{\text{hard}}(Y^{i_1}) - \frac{1}{\hat{p}} \varphi_{Y;t^*}^{\text{hard}}(Y^{i_2}) \\ &= \varphi_{Y;t^*}^{\text{hard}}(Y^{i_1} - pM^{i_1}) - \varphi_{Y;t^*}^{\text{hard}}(Y^{i_2} - pM^{i_2}) + \varphi_{Y;t^*}^{\text{hard}}(pM^{i_1} - pM^{i_2}). \end{aligned} \quad (24)$$

For i_1, i_2 with $\alpha(i_1) = \alpha(i_2)$: $M^{i_1} = M^{i_2}$. By triangle inequality, (24) yields

$$\|\widehat{M}^{i_1} - \widehat{M}^{i_2}\|_2 \leq \|\varphi_{Y;t^*}^{\text{hard}}(Y^{i_1} - pM^{i_1})\|_2 + \|\varphi_{Y;t^*}^{\text{hard}}(Y^{i_2} - pM^{i_2})\|_2 \quad (25)$$

When conditioned \mathcal{E} , for each $i \in [N]$,

$$\begin{aligned} \|\varphi_{Y;t^*}^{\text{hard}}(Y^i - pM^i)\|_2 &\leq \|Y^i - pM^i\|_{\phi_2} \sqrt{r} \sqrt{\log(2dN^5)} \\ &\quad \times \left[1 + \frac{2d^2 \log(2dN^5)}{r} \left(\frac{\|Y^i - pM^i\|_{\phi_2}}{p\sigma_r(M) - 3\|Y - pM\|_2} \right)^2 \right]^{1/2} \\ &\leq c_1 c_2 (\tau^* + K(p)) \sqrt{r \log(2dN^5)} \\ &\quad \times \left[1 + \frac{2d^2 \log(2dN^5)}{r} \left(\frac{c_1 c_2 (\tau^* + K(p))}{p\sigma_r(M) - 3\|Y - pM\|_2} \right)^2 \right]^{1/2}. \end{aligned} \quad (26)$$

The first inequality follows from \mathcal{E} and second inequality follows from Proposition 9 and (13). Amalgamating (25) with (26) and further simplifying by the fact that $\sqrt{a+b} \leq \sqrt{a} + \sqrt{b}$ for $a, b > 0$ yields the first conclusion.

For i_1, i_2 with $\alpha(i_1) \neq \alpha(i_2)$: Observe that $M^i = \mu^{\alpha(i)}$. Applying triangle inequality to (24), we have

$$\begin{aligned} \|\widehat{M}^{i_1} - \widehat{M}^{i_2}\|_2 &\geq \left\| \varphi_{Y;t^*}^{\text{hard}}(pM^{i_1} - pM^{i_2}) \right\|_2 \\ &\quad - \|\varphi_{Y;t^*}^{\text{hard}}(Y^{i_1} - pM^{i_1})\|_2 - \|\varphi_{Y;t^*}^{\text{hard}}(Y^{i_2} - pM^{i_2})\|_2. \end{aligned} \quad (27)$$

The (twice and negative of) upper bound in (26) will provide lower bound last two terms of (27). For the first term, $\left\| \varphi_{Y;t^*}^{\text{hard}}(M^{i_1} - M^{i_2}) \right\|_2$, let $\alpha(i_1) = a \neq \alpha(i_2) = b$ with $a, b \in [r]$; and hence $M^{i_1} = \mu^a$, $M^{i_2} = \mu^b$. Let v_1^M, \dots, v_r^M denote the top- r right singular vectors of M . Then we observe that $\mu^a - \mu^b \in \text{span}\{v_1^M, \dots, v_r^M\}$. Therefore,

$$\mathcal{P}_{\text{span}\{v_1^M, \dots, v_r^M\}}(\mu^a - \mu^b) = \mu^a - \mu^b.$$

Since $t^* = \sigma_r(Y)$, $\varphi_{Y;t^*}^{\text{hard}}(\mu^a - \mu^b) = \mathcal{P}_{\text{span}\{v_1^Y, \dots, v_r^Y\}}(\mu^a - \mu^b)$, and by Pythagorean theorem,

$$\begin{aligned} \|\varphi_{Y;t^*}^{\text{hard}}(\mu^a - \mu^b)\|_2^2 &= \|\mu^a - \mu^b\|_2^2 - \left\| \mathcal{P}_{\text{span}\{v_1^Y, \dots, v_r^Y\}}(\mu^a - \mu^b) - (\mu^a - \mu^b) \right\|_2^2 \\ &= \|\mu^a - \mu^b\|_2^2 - \left\| \left(\mathcal{P}_{\text{span}\{v_1^Y, \dots, v_r^Y\}}(\mu^a - \mu^b) - \mathcal{P}_{\text{span}\{v_1^M, \dots, v_r^M\}}(\mu^a - \mu^b) \right) \right\|_2^2 \\ &\geq \left(1 - \left(\frac{\|Y - pM\|_2}{p\sigma_r(M) - \|Y - pM\|_2} \right)^2 \right) \|\mu^a - \mu^b\|_2^2. \end{aligned} \quad (28)$$

In above, the last inequality follows again using Davis-Kahan Sin Θ Theorem. Combining (28) and (26) in (27) concludes the proof. \square

C.4 Concluding Proof of Theorem 1

Lemma 16. Let $p \geq \frac{4\|Y - pM\|_2}{\sigma_r(M)}$ and

$$p\Gamma \geq 9c_1 c_2 (\tau^* + K(p)) \sqrt{r \log(2dN^5)} \left[1 + \frac{d\sqrt{2 \log(2dN^5)}}{\sqrt{r}} \frac{4c_1 c_2 (\tau^* + K(p))}{p\sigma_r(M)} \right]. \quad (29)$$

Then all points are clustered correctly with probability at least $1 - 2/N^4$ using distance threshold

$$thr = 2c_1c_2(\tau^* + K(p))\sqrt{r \log(2dN^5)} \left[1 + \frac{d\sqrt{2 \log(2dN^5)}}{\sqrt{r}} \frac{4c_1c_2(\tau^* + K(p))}{p\sigma_r(M)} \right] \quad (30)$$

using the algorithm described in Section 3.

Proof. Let $p \geq \frac{4\|Y - pM\|_2}{\sigma_r(M)}$. That is, $p\sigma_r(M) \geq 4\|Y - pM\|_2$. Then,

$$\left(1 - \left(\frac{\|Y - pM\|_2}{p\sigma_r(M) - \|Y - pM\|_2} \right)^2 \right)^{\frac{1}{2}} \geq \left(1 - \left(\frac{1}{3} \right)^2 \right)^{\frac{1}{2}} = \sqrt{\frac{8}{9}} > \frac{2}{3}. \quad (31)$$

Using this inequality in the statement of Theorem 15, we obtain that if

$$\|pM^{i_1} - pM^{i_2}\|_2 \geq 9c_1c_2(\tau^* + K(p))\sqrt{r \log(2dN^5)} \left[1 + \frac{d\sqrt{2 \log(2dN^5)}}{\sqrt{r}} \frac{c_1c_2(\tau^* + K(p))}{p\sigma_r(M) - 3\|Y - pM\|_2} \right] \quad (32)$$

then clustering of all N points happens successfully by selecting distance threshold as defined in (30) in the distance clustering algorithm in Section 3. We further note that since $p\sigma_r(M) \geq 4\|Y - pM\|_2$, $p\sigma_r(M) - 3\|Y - pM\|_2 \geq p\sigma_r(M)/4$. Using this inequality along with the notation $\Gamma = \min_{a,b \in [k]} \|\mu^a - \mu^b\|_2$, condition (32) implies (29). This completes the proof. \square

Next, we quantify a high-probability bound on $\|Y - pM\|_2$ to conclude proof of Theorem 1 using Lemma 16.

Now we evaluate bound on $\|Y - pM\|_2$ using Lemma 10. Recall from bound from (16). In our setting, $d = n^2$ and $\log N = o(n) = o(\sqrt{d})$. Therefore,

$$[(Nd)^{1/4} + (2N \log N)^{1/4}] \vee c_3(\sqrt{d} + \sqrt{2 \log N}) = C_1(n + \sqrt{n}N^{1/4}). \quad (33)$$

For the other term, notice that

$$\sqrt{(1-p) + p(\tau^*)^2} \sqrt{p} \leq \sqrt{p + p^2(\tau^*)^2} \leq \sqrt{p} + p\tau^*, \quad (34)$$

where we have used $\sqrt{a+b} \leq \sqrt{a} + \sqrt{b}$ for any $a, b \geq 0$. Therefore, by defining Δ as in (5) with large enough absolute constants, we obtain that $\|Y - pM\|_2 \leq \Delta$.

Now replacing $d = n^2$ and hence noticing that $\log(2dN^5) = O(\log nN)$, multiplying \sqrt{r} inside the big term in right hand side of (29), bringing out $\sqrt{\log(2dN^5)}$ term and bounding it by $O(\sqrt{\log nN})$ and defining appropriately large enough constant C' , (29) is implied by

$$p\Gamma \geq C'(\tau^* + K(p)) \log(nN) \left(\sqrt{r} + \frac{n^2(\tau^* + K(p))}{p\sigma_r(M)} \right). \quad (35)$$

This completes the proof of Theorem 1.

D Proof of Corollary 2

Proof. To complete the proof, it suffices to verify that the conditions of Theorem 1 are satisfied. We show that if $p_k = 1/r$ for all $k \in [r]$; $s(n) = \omega(\sqrt{r/n})$; $N = n^4$; and $p \geq \frac{C\tau^*\sqrt{r \log n}}{\Gamma}$ for a sufficiently large constant $C > 0$, then

1. $\log N = o(n)$,
2. $p > \frac{4\Delta}{\sigma_r(M)} \vee \frac{16 \log(Nd)}{\min(N,d)}$, and

3. the inequality in (6) is satisfied.

Notice that the choice of p, N per (8) already satisfies basic conditions such as $\log N = o(n)$, and $p \gg \frac{\log N n}{\min(N, n^2)}$ since $\Gamma = O(n)$, $\tau^* \geq 1$ and $\log N n = \log(n^5) = \Theta(\log n)$.

Given this, the key conditions for us to verify are

1. $p > \frac{4\Delta}{\sigma_r(M)}$.

2. The gap condition in (6):

$$\Gamma \geq C' \frac{(\tau^* + K(p)) \log(nN)}{p} \left(\sqrt{r} + \frac{n^2(\tau^* + K(p))}{p\sigma_r(M)} \right). \quad (36)$$

We verify these conditions one by one.

1. *Verifying $p > \frac{4\Delta}{\sigma_r(M)}$.* Recall (5) for the definition of Δ . From (7), $\sigma_r(M) = s(n)\sqrt{Nn^2/r}$. Since $N = n^4$, we have $\sigma_r(M) = \Theta(s(n)n^3/\sqrt{r})$. It follows from the choice $p \geq \frac{C\tau^*\sqrt{r}\log n}{\Gamma}$ that

$$p\sigma_r(M) \geq \frac{\tilde{C}\tau^*s(n)n^3\log n}{\Gamma} \geq \tilde{C}'\tau^*n^2\log n \quad (37)$$

because $\Gamma = O(ns(n))$. Here, \tilde{C}, \tilde{C}' are constants.

Next, we simplify the terms in Δ to show $p\sigma_r(M) > 4\Delta$. First, we observe from (11) that $K(p) \leq 1$. Also, we note that $N = n^4 \geq n^2$ and $\tau^* \geq 1$. Therefore, $\tau^* + K(p) \leq 2\tau^*$ and $n + \sqrt{n}N^{\frac{1}{4}} \leq 2\sqrt{n}N^{\frac{1}{4}}$. By definition of Δ (cf. see (5)), we have

$$\Delta = C((\sqrt{p} + p\tau^*)\sqrt{N} + (\tau^* + K(p))(n + \sqrt{n}N^{\frac{1}{4}})) \leq C\sqrt{pN} + Cp\tau^*\sqrt{N} + 4\tau^*\sqrt{n}N^{\frac{1}{4}}.$$

Now we argue that $p\sigma_r(M)/12 \geq \max\{C\sqrt{pN}, Cp\tau^*\sqrt{N}, 4\tau^*\sqrt{n}N^{\frac{1}{4}}\}$ to conclude the desired result. First, $\frac{1}{12}p\sigma_r(M)$ vs $C\sqrt{pN}$. Recall that $N = n^4$ and that $p \leq 1$, hence, $\sqrt{p} \geq p$.

$$\frac{\frac{1}{12}p\sigma_r(M)}{C\sqrt{pN}} = \frac{\sqrt{p}\sigma_r(M)}{12C\sqrt{N}} \stackrel{(a)}{\geq} \frac{p\sigma_r(M)}{12C\sqrt{N}} \stackrel{(b)}{\geq} \frac{\tilde{C}}{12C\sqrt{N}}\tau^*n^2\log n \stackrel{(c)}{\geq} \frac{\tilde{C}}{12C\sqrt{N}}n^2\log n \geq 1$$

when n is sufficiently large. Note that (a) follows from $p \leq 1$, (b) follows from (37), and (c) follows from $\tau^* \geq 1$.

Next, $\frac{1}{12}p\sigma_r(M)$ vs $Cp\tau^*\sqrt{N}$. By Proposition 3, we know that $\tau^* = O(\sqrt{n})$. Also, recall from (7) that $\sigma_r(M) = \Theta(s(n)n^3/\sqrt{r})$. From the assumption that $s(n) = \omega(\sqrt{r/n})$, we achieve

$$\frac{\frac{1}{12}p\sigma_r(M)}{Cp\tau^*\sqrt{N}} \geq \frac{\sigma_r(M)}{12C'\sqrt{nN}} = \frac{s(n)n^3}{12C''\sqrt{rn^5}} = \omega(1)$$

and therefore, $\frac{1}{12}p\sigma_r(M) \geq Cp\tau^*\sqrt{N}$ when n is sufficiently large.

Finally, $\frac{1}{12}p\sigma_r(M)$ vs $4\tau^*\sqrt{n}N^{\frac{1}{4}}$. Since $p\sigma_r(M) \geq \tilde{C}'\tau^*n^2\log n$ by (37), it follows that

$$\frac{\frac{1}{12}p\sigma_r(M)}{4\tau^*\sqrt{n}N^{\frac{1}{4}}} = \frac{p\sigma_r(M)}{48\tau^*n^{1.5}} \geq \frac{\tilde{C}'\tau^*n^2\log n}{48\tau^*n^{1.5}} \geq C''\sqrt{n}\log n,$$

where we have used that $\Gamma = O(s(n)n)$ in the last inequality. This implies that $\frac{1}{12}p\sigma_r(M) \geq 4\tau^*\sqrt{n}N^{\frac{1}{4}}$ when n is sufficiently large.

Collectively this completes the verification of $p > \frac{4\Delta}{\sigma_r(M)}$.

2. *Verifying the inequality in (36).* Note that $K(p) \leq 1$, $\tau^* \geq 1$. For the choice of $N = n^4$ and $p = \frac{C\tau^*\sqrt{r}\log n}{\Gamma}$, the right hand side of (36)

$$\begin{aligned}
C' \frac{(\tau^* + K(p)) \log(nN)}{p} \left(\sqrt{r} + \frac{n^2(\tau^* + K(p))}{p\sigma_r(M)} \right) &\leq C' \frac{2\tau^* \log(n^5)}{p} \left(\sqrt{r} + \frac{2n^2\tau^*}{p\sigma_r(M)} \right) \\
&\leq \frac{10C'\Gamma}{C\sqrt{r}} \left(\sqrt{r} + \frac{2n^2\tau^*}{\frac{C\tau^*\sqrt{r}\log n}{\Gamma} \frac{C''s(n)n^3}{\sqrt{r}}} \right) \\
&= \frac{10C'\Gamma}{C\sqrt{r}} \left(\sqrt{r} + \frac{2\Gamma}{CC''s(n)n\log n} \right).
\end{aligned}$$

Since $\Gamma = O(ns(n))$, $\frac{2\Gamma}{CC''s(n)n\log n} = O\left(\frac{1}{\log n}\right)$. Therefore, when n is sufficiently large, $\frac{2\Gamma}{CC''s(n)n\log n} \leq \sqrt{r}$. Lastly, we observe that if $C > 20C''$, then

$$\frac{10C'\Gamma}{C\sqrt{r}} \left(\sqrt{r} + \frac{2\Gamma}{CC''s(n)n\log n} \right) \leq \frac{20C'}{C}\Gamma < \Gamma.$$

This completes verification of (6). \square

E Proof of Proposition 3

Proof. Here we wish to establish that if ϕ is generated as per a random utility model, then the distribution of $\iota(\phi)$, the embedding into pair-wise comparisons, is sub-Gaussian with parameter \sqrt{n} . Precisely, we shall establish that

$$\|\iota(\phi) - \mathbb{E}\iota(\phi)\|_{\psi_2} \leq C\sqrt{n-1}.$$

To that end, observe that $\phi = \phi(\varepsilon_1, \dots, \varepsilon_n; u_1, \dots, u_n)$ is a random permutation, which depends on n independent sources of randomness, $\varepsilon_1, \dots, \varepsilon_n$ and n deterministic (but potentially hidden) parameters, u_1, \dots, u_n . So is $\iota(\phi)$, which is an $\binom{n}{2}$ -dimensional binary random vector. For any $v \in \mathbb{S}^{\binom{n}{2}-1}$, we define a random function f_v as

$$f_v(\varepsilon_1, \dots, \varepsilon_n) \triangleq v^T \iota(\phi(\varepsilon_1, \dots, \varepsilon_n)).$$

By definition 1, ϕ is generated from n independent random variables $\varepsilon_1, \dots, \varepsilon_n$ and n deterministic parameters u_1, \dots, u_n . The change in the value of ε_i , results in the change in Z_i , and possibly affects ϕ . However, the change in ε_i can affect at most $(n-1)$ pairwise comparisons out of $\binom{n}{2}$ when all the other random variables in $\{\varepsilon_j\}_{j \neq i}$ remain unchanged.

Since $\iota(\phi) \in \{\pm \frac{1}{2}\}^{\binom{n}{2}}$, we can observe that for any $i \in [n]$,

$$\sup_{\substack{\varepsilon_1, \dots, \varepsilon_n \\ \varepsilon'_i}} \left| f_v(\varepsilon_1, \dots, \varepsilon_n) - f_v(\varepsilon_1, \dots, \varepsilon_{i-1}, \varepsilon'_i, \varepsilon_{i+1}, \dots, \varepsilon_n) \right| \leq \sum_{j \neq i} |v_{ij}|.$$

The bounded difference concentration inequality yields

$$\mathbb{P}(f_v(\phi) - \mathbb{E}_\phi f_v(\phi) > t) \leq e^{-t^2/2\nu}, \quad (38)$$

where the the variance is bounded from above by the Efron-Stein upper bound as

$$\nu = \frac{1}{4} \sum_{i=1}^n \left(\sum_{j \neq i} |v_{ij}| \right)^2 \leq \frac{1}{4} \sum_{i=1}^n \left((n-1) \sum_{j \neq i} |v_{ij}|^2 \right) = \frac{n-1}{2} \sum_{1 \leq i < j \leq n} v_{ij}^2 = \frac{n-1}{2}. \quad (39)$$

Inserting (39) to (38), we obtain the following inequality: for any $t > 0$,

$$\mathbb{P}(f_v(\phi) - \mathbb{E}_\phi f_v(\phi) > t) \leq e^{-\frac{t^2}{n-1}}, \quad \text{for all } v \in \mathbb{S}^{\binom{n}{2}-1}.$$

The conclusion follows from the equivalence between the tail probability characterization and the Orlicz function characterization. \square

F Proof of Proposition 4

Proof. Condition 2 (random ordering) implies that for $a \neq b \in [k]$,

$$\|\mathbb{E}X^a - \mathbb{E}X^b\|_2^2 = \sum_{1 \leq i < j \leq n} \left(\mathbb{P}(\sigma_a^{-1}(i) \geq \sigma_a^{-1}(j)) - \mathbb{P}(\sigma_b^{-1}(i) \geq \sigma_b^{-1}(j)) \right)^2.$$

First, we observe that

$$\begin{aligned} & \mathbb{E}_{\sigma_a, \sigma_b} \|\mathbb{E}X^a - \mathbb{E}X^b\|_2^2 \\ & \geq \mathbb{E}_{\sigma_a, \sigma_b} \left[\sum_{1 \leq i < j \leq n} \mathbb{I}\{(\sigma_a^{-1}(i) - \sigma_a^{-1}(j))(\sigma_b^{-1}(i) - \sigma_b^{-1}(j)) < 0\} \left(\frac{1}{1 + \exp(-\frac{\rho}{\beta})} - \frac{\exp(-\frac{\rho}{\beta})}{1 + \exp(-\frac{\rho}{\beta})} \right)^2 \right] \\ & = \frac{1}{2} \binom{n}{2} \left(\frac{1 - \exp(-\frac{\rho}{\beta})}{1 + \exp(-\frac{\rho}{\beta})} \right)^2. \end{aligned}$$

Then by the usual concentration argument (e.g., convex Lipschitz function; cf. Boucheron et al. (2013, Theorem 7.12)), we can show that for any $t \geq 0$,

$$\mathbb{P}(\|\mathbb{E}X^a - \mathbb{E}X^b\|_2 - \mathbb{E}_{\sigma_a, \sigma_b} \|\mathbb{E}X^a - \mathbb{E}X^b\|_2 > t) \leq 2 \exp\left(-\frac{t^2}{4n}\right).$$

Recall that $\mathbb{E}_{\sigma_a, \sigma_b} \|\mathbb{E}X^a - \mathbb{E}X^b\|_2^2 \geq (\mathbb{E}_{\sigma_a, \sigma_b} \|\mathbb{E}X^a - \mathbb{E}X^b\|_2)^2$. Therefore, with probability at least $1 - \frac{2}{n^4}$,

$$\|\mathbb{E}X^a - \mathbb{E}X^b\|_2 \geq \frac{\sqrt{n(n-1)}}{2} \frac{1 - \exp(-\frac{\rho}{\beta})}{1 + \exp(-\frac{\rho}{\beta})} - 4\sqrt{n \log n}.$$

Note that $\binom{r}{2} = r(r-1)/2 \leq r^2/2$. Applying the union bound on all pairs $a, b \in [r]$, we can conclude the proof. \square

G Proof of Proposition 5

Proof. Observe that

$$\begin{aligned} \|\mathbb{E}X^a - \mathbb{E}X^b\|_2^2 & = \sum_{1 \leq i < j \leq n} \left(\mathbb{E}X_{(i,j)}^a - \mathbb{E}X_{(i,j)}^b \right)^2 \\ & = \sum_{1 \leq i < j \leq n} \left(\mathbb{P}(\varepsilon_i^a - \varepsilon_j^a \geq u_j^a - u_i^a) - \mathbb{P}(\varepsilon_i^b - \varepsilon_j^b \geq u_j^b - u_i^b) \right)^2 \\ & = \sum_{1 \leq i < j \leq n} \left(\Phi\left(\frac{u_j^a - u_i^a}{\sigma\sqrt{2}}\right) - \Phi\left(\frac{u_j^b - u_i^b}{\sigma\sqrt{2}}\right) \right)^2. \end{aligned}$$

Note that for each $a \in [r]$,

$$u_j^a - u_i^a = \begin{cases} 1 & \text{with probability } \frac{1}{4}, \\ 0 & \text{with probability } \frac{1}{2}, \\ -1 & \text{with probability } \frac{1}{4}. \end{cases}$$

Also, $u_j^a - u_i^a$ and $u_j^b - u_i^b$ are independent for $a \neq b \in [k]$. Therefore, for $a, b \in [k]$ and $i, j \in [n]$,

$$\left| \Phi\left(\frac{u_j^a - u_i^a}{\sigma\sqrt{2}}\right) - \Phi\left(\frac{u_j^b - u_i^b}{\sigma\sqrt{2}}\right) \right| = \begin{cases} \Phi\left(\frac{1}{\sigma\sqrt{2}}\right) - \Phi\left(-\frac{1}{\sigma\sqrt{2}}\right) & \text{with probability } \frac{1}{8}, \\ \Phi\left(\frac{1}{\sigma\sqrt{2}}\right) - \Phi(0) & \text{with probability } \frac{1}{2}, \\ 0 & \text{with probability } \frac{3}{8}. \end{cases}$$

Then,

$$\mathbb{E}_{u^a, u^b} \|\mathbb{E}X^a - \mathbb{E}X^b\|_2^2 = \frac{1}{4} \binom{n}{2} \left(\Phi\left(\frac{1}{\sigma\sqrt{2}}\right) - \Phi\left(-\frac{1}{\sigma\sqrt{2}}\right) \right)^2. \quad (40)$$

By the same concentration argument as in the proof of Proposition 4, we can show that for any $t \geq 0$,

$$\mathbb{P}\left(\|\mathbb{E}X^a - \mathbb{E}X^b\|_2 - \mathbb{E}_{u^a, u^b} \|\mathbb{E}X^a - \mathbb{E}X^b\|_2 > t\right) \leq 2 \exp\left(-\frac{t^2}{4n}\right).$$

That is to say, for each $a \neq b \in [r]$,

$$\|\mathbb{E}X^a - \mathbb{E}X^b\|_2 \geq \mathbb{E}_{u^a, u^b} \|\mathbb{E}X^a - \mathbb{E}X^b\|_2 - 4\sqrt{n \log n} \quad (41)$$

with probability at least $1 - \frac{2}{n^4}$.

Note that $\mathbb{E}_{u^a, u^b} \|\mathbb{E}X^a - \mathbb{E}X^b\|_2^2 \geq (\mathbb{E}_{u^a, u^b} \|\mathbb{E}X^a - \mathbb{E}X^b\|_2)^2$. We conclude the proof by inserting the lower bound on $\mathbb{E}_{u^a, u^b} \|\mathbb{E}X^a - \mathbb{E}X^b\|_2$ from (40) into (41) and applying the union bound for all pairs of $a, b \in [r]$. \square