

A multiple criteria methodology for prioritizing and selecting portfolios of urban projects

M. BARBATI^{d,c,*}, J.R. FIGUEIRA^b, S. GRECO^{a,c,d}, A. ISHIZAKA^{d,c}, S. PANARO^d

^a*Department of Economics and Business, University of Catania, Sicily, Italy*

^b*CEG-IST, Instituto Superior Técnico, Universidade de Lisboa, Portugal*

^c*Centre of Operations Research and Logistics (CORL),
University of Portsmouth, Portsmouth, United Kingdom*

^d*Faculty of Business and Law,
University of Portsmouth, Portsmouth, United Kingdom*

Abstract

This paper presents an integrated methodology supporting decisions in urban planning. In particular, it deals with the prioritization and the selection of a portfolio of projects related to buildings of some values for the cultural heritage in cities. In particular, our methodology has been validated to the historical center of Naples, Italy. Each project is evaluated on the basis of a set of both quantitative and qualitative criteria with the purpose to determine their level of priority for further selection. This step was performed through the application of the ELECTRE TRI-NC method. This method is a multiple criteria outranking based model for ordinal classification (or sorting) problems and allows to assign a priority level to each project as an analytical “recommendation” tool. A set of resources (namely budgetary constraints) as well as some logical constraints related to urban policy requirements have to be taken into consideration together with the priority of projects in a portfolio analysis model permitting to identify the efficient portfolios and to support the selection of the most adequate set of projects to activate. The process has been conducted thanks to the interaction between analysts, municipality representative and specialists. The proposed methodology is generic enough to be applied in other territorial or urban planning problems.

Keywords: Multiple criteria analysis, Decision support systems, ELECTRE TRI-NC, Urban Planning, Portfolio selection.

*Corresponding author at: Faculty of Business and Law, University of Portsmouth, Richmond Building, Portland Street, PO13DE, Portsmouth, UK.

Email address: maria.barbati@port.ac.uk (M. BARBATI)

1. Introduction

Today the cities have to face big challenges due to the contemporary environmental, socioeconomic and institutional crisis (García-Hernández et al., 2017), that add up to the already problematic context (Rees and Wackernagel, 1996). Indeed, in the last century the urban sprawl has grown impetuously determining some difficulties for urban sustainability. Often the natural resources have been so much eroded that is not possible to divide the city from the rural or natural areas. The urban space has been expanded without providing adequate services (e.g., public transportation or waste collection) and infrastructures (e.g., social housing or leisure spaces) (McGreevy, 2017). In this context, the objectives and the constraints of the urban policies such as the approach to define them have to be consequently revised.

With respect to the *objectives*, the general paradigm for urban policies is changing, taking into account the need to control the further geographic expansion of the cities and the use of more systemic and holistic approach in planning (Hansen et al., 2015). The attention is moved, consequently, to urban sustainability focusing on:

- Management and optimization of resource (Agudelo-Vera et al., 2012).
- Waste and pollution reduction, liveability improvement (Newman, 1999).
- Enhancement of natural and cultural heritage (Gražulevičiūtė, 2006).

With respect to the *constraints*, a definition of urban policies have also to consider some relevant restrictions that are becoming more restrictive and selective. Among these, the current reduction of public expenditure to implement the planned policies has a specific relevance, which calls for the definition of a proper prioritization of actions to be funded.

In this paper we propose a general methodology to define urban policies that takes into account the above remarks and, therefore, is characterized by:

1. A formulation in terms of a multiple criteria problem allowing the consideration of a family of heterogeneous standpointss.
2. Consideration of integrated families of actions, technically called portfolios (Salo et al., 2011), as feasible solutions of the problem at hand.
3. An interactive procedure for the optimization problem as well as in the sorting problem in order to involve stakeholders, specialists and policy makers in the whole decision process.
4. Integration in the optimization problem of a sorting procedure to assign a priority level to each feasible action.

Despite its general applicability, the above methodology was applied to a real world resources optimization for the regeneration of a large and complex historical centre in the city of Naples (Italy). Therefore, we will present below the real and specific arguments that helped us to identify the four methodology features listed above. In Naples, a large part of the historical centre has been inscribed as World Heritage Site, with the objective to safeguard the identity of communities worldwide. At the same time, other objectives, related to the preservation of the cultural heritage, have to be pursued. These objectives can be both with:

- Economic nature, such as promotion of tourism flows (e.g., McKercher et al., 2005), and local entrepreneurships and business (e.g., Tuan and Navrud, 2008); and,

- Non-economic nature (Blake, 2000), such as social inclusion (Vasile et al., 2015) or community engagement (Waterton, 2015).

This suggests to adopt a multicriteria optimization procedure to choose among feasible actions, that is point 1) in the list of characteristics of our methodology.

Moreover, in view of an integrated vision, feasible actions should not be considered as isolated but as parts of a comprehensive and unique program to be evaluated in its totality. The output of the decision will be the definition of a portfolio of actions to implement. This suggests to approach the problem at hand in terms of portfolio decision analysis, that is point 2) in the list of characteristics of our methodology.

UNESCO requires the shared understanding of cultural heritage, which requires that, not only specialists and policy makers, but also stakeholders and, more in general, citizens, should be involved in its process of enhancement and protection. This suggests to adopt an interactive procedure for the decision problem, that is point 3) in the list of characteristics of our methodology.

For all sites inscribed in the World Heritage List, UNESCO requires a management plan with the identification and allocation of necessary resources. However, optimizing and collecting the resources necessary for the management plan of sites that include a complex and big area as a historic centre is often quite problematic. In case of Naples, the problem is exacerbated because the local authorities (often the principal owners) do not have enough resources for preserving huge cultural heritage. This requires an accurate, specific, and selective prioritization of actions in order to distinguish those that are deferrable from those ones requiring a prompt intervention. This suggests to define these priorities with a well established sorting procedure that has to be combined in the selection of the optimal portfolio of action, that is point 4) in the list of characteristics for our methodology. In fact, this represents the most innovative contribution in the methodology we are proposing.

In this sense emerges the possibility of using Multiple Criteria Decision Aiding (MCDA) methodologies (see e.g., Greco et al., 2016; Ishizaka and Nemery, 2013) that can guide the Decision-Makers (DMs) throughout the process. In the literature several methodologies have been introduced to deal with real cases of preservation of the cultural heritage. The main scope is the identification and the selection of the possible actions to be made. Usually, several criteria are considered as in Wang and Zeng (2010) where the cultural aspect was taken into account together with economic, architectural, environmental, social and continuity aspects.

Among the others, Analytic Hierarchic Process (AHP) was adopted by Wang and Zeng (2010) for the selection of the reuse of historic buildings in Tapei City. Again, in Hong and Chen (2017), AHP helps to rank the historic buildings to be reused with a different scope in the Grand Canal Area in China. Also, Kutut et al. (2014) used AHP combined with the additive ratio assessment method for the definition of preservation actions for the historic buildings in Vilnius or in Lolli et al. (2017) where is combined with the K -means algorithm for selecting the energy requalification interventions.

Often, the weighted-sum of the criteria is considered as in Dutta and Husain (2009) for the selection of historic buildings to preserve in the historical city of Calcutta or in Giuliani et al. (2018) to classify the possible reuse of historic grain silos in Italy. In the same perspective, Ferretti et al. (2014) used the multi-attribute value theory for ranking the different reuse of mills located in the metropolitan city of Turin.

Furthermore, Giove et al. (2011) tested some MCDA methods, as the use of the Choquet integral, to evaluate the sustainability of projects for the reuse of the Old Arsenal in Venice.

Some authors also proposed to integrate MCDA methodologies within a GIS environment as in Tarragiuel et al. (2012) or Girard and De Toro (2007) or with an integrated spatial assessment as in Cerreta and Toro (2010). Hamadouche et al. (2014) integrated them to select the sites that needs urgent conservation in an archaeological site in Algeria. Similarly, Oppio et al. (2015) integrated spatial MCDA analysis with GIS and SWOT analysis for studying the reuse of castles in Valle D'Aosta region. Another aspect to consider is the inclusion in the decision process of several stakeholders as in Yung and Chan (2013) for the preservation of historic buildings in Hong Kong or in Cerreta and Panaro (2017) for the design of resilient landscapes.

While all these works are referring to single case studies with only some insights provided on how to extend the methodologies to different applications, Ferretti and Comino (2015) have proposed an integrated framework involving MCDA methods for the evaluation of heritage systems. They stress the importance of the interaction with the specialists and the DMs, in a transparent process, and how MCDA must support public authorities in the definition of their strategic planning.

In this sense, Nesticò et al. (2018) models the investment selection on historic buildings as a knapsack problem. The adoption of such an approach allows to define a plan that does not consider only one projects but the whole portfolio of projects. This strand of methodologies, called portfolio decision analysis (Salo et al., 2011), helps DMs to make more informed decision and it has been implemented in several contexts from location of wind farms (Cranmer et al., 2018) to research and development project selection (e.g., Çağlar and Gürel, 2017) and it can be integrated with many other multiobjective methods as in Barbati et al. (2018).

We aim to integrate a portfolio decision problem with an MCDA sorting methodology and in particular with the ELECTRE TRI-NC (Almeida-Dias et al., 2012), embedded in a transparent and interactive process, to allow the assessment and the prioritization of the investment in cultural heritage. We aim to show how the methodology can help DMs to rationalize their decisions. We use it in a cultural leading city in Europe, Naples (Italy), and in particular to its historical center where a huge number of interventions has been planned but with the lack of assigning priority to the interventions. We show how our approach works also through the interaction with different actors.

The paper is organized as follows. In Section 2, we illustrate the context of the historical center of Naples city, while in Section 3 we illustrate our methodology. In Section 4, we list the stakeholders, the actors involved, the criteria and the projects of the case study. In Section 5, we explain how the interaction with the different actors was conducted while in Section 6, we formulate the portfolio selection problem. In Section 7, we report the results of our experiments. Finally, in Section 8, we discuss some insights coming from the practice and we conclude the paper .

2. Context

The historic city center of Naples has been inscribed as World Heritage Site in 1995. Naples is a major city in the southern of Italy and it is among the most ancient cities in Europe. Its structure and its culture have been created throughout the history with influences from several civilizations, from its Greek foundation in 470 B.C., through the Roman period, to the Aragonese period until the 19th century. A multitude of governmental and ecclesiastic buildings are still well preserved. The ancient city center is well recognizable with its Greek rectangular grid layout and its Aragonese walls. Moreover, the underground is made of several cavities used in the course of the years for different aims. Furthermore, we find peculiar attractions and many businesses activities.

In addition to this part of the cultural heritage there is a long tradition of intangible heritage. In fact, Naples has been for long periods the leading cultural city attracting artists and scholars in philosophy, art, literature, music, and theater. Its influence it is still well-known worldwide and events such as exhibits and shows are planned with continuity. Recently, the image of the city has been relaunched in Italy and worldwide, attracting an increasing number of tourists.

Being a World UNESCO site, the city of Naples approved a management plan for its historic center which defines the vision, the general objectives and the approach to preserve the universal values associated to the cultural heritage (see Piano-Napoli, 2011). This plan highlights the stakeholders involved, the strategic challenges and lists a series of possible improvements of the area concerning both tangible and intangible cultural heritage. Despite the plan indicates a set of projects to implement and their associated benefits and disadvantages, it fails to indicate which projects should be prioritized and which are the most beneficial to implement the strategic challenges previously mentioned. Anyway, from the plan it does not emerge a whole picture that would help to decide which investments are the most fundamental ones and, on the contrary, it is assumed that all the projects will be implemented. Unfortunately, in a period in which the rationalization of the expenses and resources is an increasing need, the realistic view is that not all the projects will be funded or will be funded in different periods. Furthermore, in the long time passed since the development of the plan and the obtaining of the funds, the number of projects has grown and had to be revised. For example, in the last years, some projects planned have been detailed and others have been added. Based on the management plan, funds are being searched by the local authorities. Indeed, a systematic methodology could help the DMs to rationalize their choice, when the funds become available.

In particular, this seems a case in which we need to select a portfolio of projects in a complex process in which more than a single criterion needs to be considered for their prioritization and subsequently their selection. A systematic procedure that could support the DMs in this process should be employed to make informed decisions, integrating economic and non economic aspects. This is even truer in the case of cultural heritage where the economic aspect of the problem needs to be integrated with criteria related to very different aspects often not tangible and difficult to quantify. A multiple criteria methodology helps the DMs throughout the whole process supporting his decision even in presence of qualitative evaluations.

3. An integrated methodology

Our methodology is based on the integration of a portfolio decision problem with a sorting procedure. In particular, the methodology includes the following steps:

1. *Description of the urban planning problem.* From the analysis of the urban context the following elements should be identified:
 - The participants in the decision process and their specific aims.
 - The actions to implement in the urban context, i.e. the projects, that could be implemented.
 - The criteria, i.e. the standards used to judge the projects.
 - The evaluation of every single project for each criterion.
 - The constraints on the projects (i.e., budget constraints).

2. *Prioritization.* Using a sorting method, the projects will be prioritized according to the criteria defined. In particular, we suggest to use a multicriteria sorting method in a constructive perspective (Almeida-Dias et al., 2010), in which the stakeholder representatives are involved in the decision model building process. In this way, we assign to each project a priority, that is used in the subsequent portfolio optimization problem.
3. *Selection of a portfolio of projects.* We build an optimization problem in which we maximize the number of projects with the highest priorities, taking into account some constraints related to the specific characteristics of the decision problem at hand (e.g., budget constraints). In this way, we define “the best portfolio”. This best portfolio should be presented and recommended to the participants as their best option in the current environment.
4. *Robustness Analysis.* We should perform an analysis for what concerns the variations of the parameters of the model (Roy, 1998, 2010a). Indeed, we aim to verify that even if we change some of the parameters used in the model, e.g., the weights representing the importance of the criteria or the formulation of some of the constraints, the participants will still be comfortable with the solution proposed.

In the following we report, for our case study, a description of each step including how the interaction with the actors involved (specialists, analysts, a municipality representative, and a specific specialist that played the role of DM) has been considered .

1. *Description of the urban planning problem.* The first preliminary activity has been the identification of the participants. We clarify what they are expecting to obtain from the implementation of the regeneration works for the tangible cultural heritage projects. This step has been implemented thanks to a careful analysis of the management plan published by the municipality. Then, we have first identified the criteria for our analysis from the management plan and, later, we have particularized them thanks to the interaction with the specialists. The projects and their evaluations were detailed in relation to the available information.
2. *Prioritization.* Thanks to a socio-technical approach based on the interaction with different actors and the implementation of the ELECTRE TRI-NC method (Almeida-Dias et al., 2012), we define for each project its own category, prioritizing the most important ones according to the set of criteria defined. This step, therefore, is composed of several stages:
 - Definition of the criteria weights through the interaction with the specialists.
 - Construction of the reference actions and the categories to which assign the projects thanks to the interaction with the DM and the analysts.
 - Modeling the imperfect knowledge of data and arbitrariness through the construction of the discriminating (indifference and preference) thresholds thanks to the interaction with the DM and the analysts.
 - Definition of the veto trough the interaction with DM and analysts.
 - Application of the ELECTRE TRI-NC ordinal classification method.
3. *Modelling the selection of projects.* We have defined a binary linear programming model that includes a specific objective function that optimizes the number of projects with highest priority and a set of specific constraints derived from the interaction with the Municipality

representative and the DM. The application of this model determines the portfolio of projects to implement. The results have been discussed again with the DM.

4. *Performing a robustness analysis.* We have tried several scenarios, changing criteria weights and veto thresholds, that we have discussed with the DM and the municipality representative.

In the following we can describe the application of our methodology for the case study.

4. A case study in the city area of Naples

In this section, we present the concrete elements of our case study: the participants, the criteria and the set of projects related to the urban tangible cultural heritage to be evaluated.

4.1. Participants listed in the management plan of the historic city centre: Their aims and expectations

Several participants are involved in the decision aiding process and they have different interests generated by the re-qualification of the historic city center of Naples. The various participants can be listed in three main categories: institutional bodies, social and cultural organizations, and local businesses. A brief description for each of them is reported below.

1. Institutional bodies (which include Naples Municipality, Naples Province, Campania Region, Ministry of Cultural Heritage, the Port authority and local healthcare authority): Their aim is the conservation and enhancement of the cultural heritage (tangible and intangible), the improvement of the local economy and wellbeing for the citizens. The governmental bodies often own the buildings of which they want to improve the use. Therefore, they are promoters of the interventions and have active interest in managing the buildings. Moreover, they expect that the whole local and international community will benefit from the general improvement of the area.
2. Social and cultural organizations (which include, for example, Universities, ecclesiastic communities, and nonprofit organizations): Their aim is to reduce the number of degraded/abandoned buildings, to promote the local culture and the traditional knowledge. They want to increase the cultural offer and the spaces for activities such as exhibitions, shows and local community events. They expect also that the reuse of the buildings (of which sometimes are owners) increases number of services for the citizens, students and visitors, contributing to the liveability and social cohesion of the area.
3. Local businesses (which include, for example, building companies, tourism and hospitality companies, craft associations): Their aim is to promote the restoration of the buildings and to provide new services to satisfy the increasing flow of tourists. They want to improve the general aspect of the historical city center making it a better tourist attraction safeguarding the traditional artisanship and local products. They are also interested in the general improvement of the city. They expect that the increasing number of visitors will bring additional income thanks to the opening of new activities or the improvement of traditional ones, such as artisans shops.

4.2. Criteria identified in our study

Criteria were built to make operational the different standpoints that were identified from the values and concerns of the participants. These were adapted from the management plan for the historical center of Naples city, in Italy. The management plan for the historical center of Naples city has identified four significant standpoints (or strategic challenges) for the conservation and the enhancement of the UNESCO site (see Piano-Napoli, 2011). In our study, we have taken into account adjusted different standpoints, to make operational the adapted criteria, always according to the values and concerns of the participants to our specific context.

There are four major standpoints in our study: (1) preservation of tangible cultural heritage; (2) promotion of the traditional craftsmanship, tourism, and local businesses; (3) improvement of the quality of the urban environment; and (4) social benefits for community. These standpoints along with their respective criteria (and possible subcriteria) are presented next.

1. Preservation of tangible cultural heritage standpoint.

In this standpoint participants are concerned with the preservation of tangible cultural heritage. These aspects can be represented by the following two criteria.

- (a) Compatibility of the project (notation: g_1 ; label: CON-COMP; unit: qualitative levels; preference direction: to maximize). This criterion consists of an evaluation of the compatibility of the establishment with the project defined. For each project we consider the compatibility with the proposed use for the establishment. This criterion can be represented through a 4-level qualitative scale with the following verbal assertion and respective labels: very high (VH), high (H), medium (M), low (L).
- (b) Growing the usability of the cultural heritage (notation: g_2 ; label: CON-USAB; unit: percentage; preference direction: maximize). This criterion comprises the increasing in terms of usability for the building. We use a percentage scale in order to consider the fact that beyond a certain level a project cannot enhance any more the usability of the heritage.

2. Promoting traditional craftsmanship-Tourism-Business standpoint.

In this standpoint participants consider the behavior that should be taken for nurturing traditional craftsmanship, assessing and the growing of the production of local products, as well as tourism and the establishment of new local businesses. This is important to improve the local economy, preserving the intangible heritage and the local traditions.

- (a) Promotion of the traditional craftsmanship and traditional knowledge (notation: g_3 ; label: PRO-CRAF; unit: qualitative levels; preference direction: to maximize). This criterion considers the enrichment in the historical city center of the traditional craftsmanship and knowledge, and also the enhancement of the offer of local products. It includes two subcriteria:
 - i. New jobs development and increasing of local products. Use of a 4-level qualitative scale as in criterion 1.a.
 - ii. Dissemination of intangible cultural heritage. Availability of projects to promote traditional knowledge. The same type of scale as in the previous subcriterion is adopted.

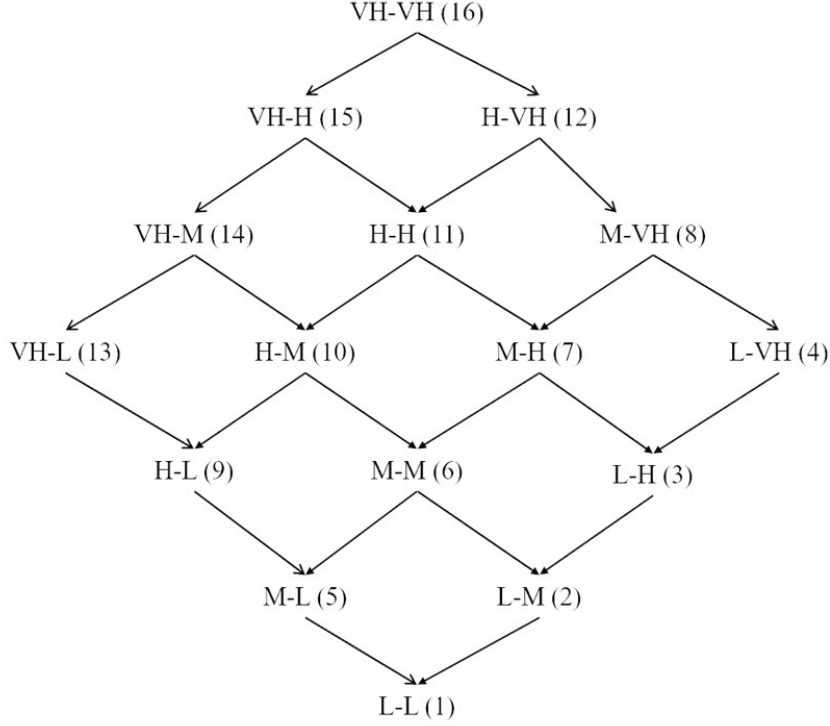


Figure 1: Hasse diagram profiles for the two subcriteria of criterion g_3

The two subcriteria can be merged to create the scale of the criterion. The first sub-criterion is more significant than the second one. By merging the two sub-criteria scales, we can have a 16-level qualitative scale for the criterion: VH-VH(16), VH-H(15),...,H-VH(12),...,M-VH(8),...,L-VH(4),...,L-L(1). The numbers from 16 to 1 are only used to code the profiles so that, e.g., 16 is not a value, but a code for VH-VH. Indeed, taking into account all profiles resulting from the 16 combinations of ordinal evaluations on the two criteria, we can define only a partial ordering for which combination (α, β) is dominating combination (γ, δ) if α is not worse than γ and β is not worse than δ . In Figure 1 we represent the 16 possible profiles with respect to the two considered subcriteria on a Hasse diagram where it is possible to see all the possible preference relations among the different possible profiles. More precisely, the profile (α, β) is preferred to the profile (γ, δ) if there is an arrow directed from (α, β) to (γ, δ) (as it is the case, e.g. for 16 and 12) or if there is a set of consecutive arrows starting from (α, β) and arriving to (γ, δ) (as it is the case, e.g., for 12 and 6 which are linked through the arrows going from 12 to 11, from 11 to 7, and from 7 to 6). Observe also that, if it is not possible to reach (γ, δ) starting from (α, β) with one or more consecutive arrows, then (α, β) and (γ, δ) are not comparable (as it is the case, e.g. for 14 and 4).

- (b) Promotion of local entrepreneurship and businesses (notation: g_4 ; label: PRO-BUSI; unit: qualitative levels; preference direction: maximize). New local companies created, use of a 4-level qualitative scale as in criterion 1.a.
- (c) Promotion of tourism (notation: g_5 ; label: PRO-TOUR; unit: qualitative levels; preference direction: to maximize). Flow of visits in the city. Use of a 4-level qualitative scale as

in criterion 1.a.

3. Urban environment standpoint.

In this standpoint participants relate to the urban aesthetics as a significant factor to improve the perception of Historical Urban Landscape and its preservation. In this case it provides the assessment of projects as refurbished facades, surrounding urban spaces and green spaces. There is only one criterion to make operational the quality of urban environmental standpoint.

- (a) Maintenance of urban spaces (notation: g_6 ; label: ENV-MAIN; unit: m^2 ; preference direction: to maximize). This criterion consists of the urban area that has been restyled.

4. Social benefits for community standpoint.

In this standpoint, participants are concerned with improving the identity of local communities and their knowledge on cultural heritage. This is a standpoint of utmost importance and it is rendered operational using two different criteria as stated below.

- (a) Enrichment of the cultural offer (notation: g_7 ; label: SOC-CULT; unit: qualitative levels; preference direction: to maximize). This criterion consists of initiatives to enrich the cultural offer, aiming to increase the public awareness and cultural identity of the city.
 - i. New cultural proposals target. Use of a 4-level qualitative scale as in criterion 1.a
 - ii. Increasing of entrances at museums and other cultural sites. Use of a 4-level qualitative scale as in criterion 1.a.

The overall scale of this criterion is built as in 2.a.

- (b) Social cohesion (notation: g_8 ; label: SOC-COHE; unit: quantitative; preference direction: maximize). Number of non-profit organizations participating in management of tangible cultural heritage and their planned cultural activities. Use of a 4-level qualitative scale as in criterion 1.a

4.3. Actors involved in our study: Municipality representative and specialists

In this subsection we present the participants involved in our study (specialists, analysts, and a municipality representative), the interaction with them and the contribution of this interaction. As in the studies developed by Bottero et al. (2015) and Bottero et al. (2018), a very interesting situation for dealing with this type of problems is when we can interact with all the participants views and work within a focus group scheme. In the current situation having a representative from each stakeholder was not possible. For this reason, we have interacted with different actors, as follows:

1. First, we have interviewed an specialist for each of the standpoints presented in the previous subsection. We have asked to rank criteria for each of them as we explain in Section 5.5.
2. Second, we have asked these four specialists to interact in a focus group scheme. In this way, we have gathered the different standpoints that are essential to consider when dealing with such a difficult problem. The specialists, that suggested in the first phase different rankings for the criteria have found an agreement and they have very well accepted the methodology.
3. Third, we have dialogued with a local municipality representative that has a through knowledge on the ongoing projects in the historic city center. He has provided relevant information about the details and the peculiarities of the projects. He has also highlighted difficulties and restrictions linked to the different projects.

4. Finally, we have interacted with a different specialist with more technical knowledge about the problem, the projects and the data. This specialist has contributed throughout all the decision process with a continuous interaction with the analysts. For this reason he has played the role of the DM in this study, while the authors played the role of analysts.

Therefore, the interaction with the actors had two significant steps:

- interaction between the analysts, the specialists and the municipality representative which has permitted to clarify the elements of the real problem and collect information about preferences and constraints;
- interaction between the analysts and the specialist playing the role of DM which has permitted to model the problem and to select a possible portfolio of projects.

4.4. *Tangible urban cultural heritage: Projects*

In this subsection we listed for the selected projects the typology of the tangible cultural heritage, e.g., a building and area and so on. Moreover, we think it is appropriate to highlight what is the state of the building, e.g., usable, degraded or , and what type of intervention has been planned, e.g., improving use, making it usable, or establishing new functions.

1. *Murazione Aragonese di Porta Capuana* (notation: a_1 ; label: **Mura-Capua**; Typology: Historic Entrance; State: Degraded; Intervention: Improving use.). Recovery of the wall surrounding the historic marble door named “Porta Capuana”, including the new pedestrians areas.
2. *Castel Capuano* (notation: a_2 ; label: **Cast-Capua**; Typology: Castle; State: Partially usable; Intervention: Partial reuse). Recovery of lower ground floor and ground floor to open a museum of human rights and laws.
3. *Complesso ex-ospedale di Santa Maria della Pace* (notation: a_3 ; label: **Comp-Maria**; Typology: Monumental complex; State: Partially usable; Intervention: Opening and reuse). Recovery of the historic building for the creation of a center for cultural/leisure activities, along with elderly and students accommodation.
4. *Complesso S. Lorenzo Maggiore* (notation: a_4 ; label: **Comp-Loren**; Typology: Monumental complex; State: partially usable; Intervention: Improving use). Recovery of the historical archive of the municipality of Naples and some parts of the complex to create a cultural centre including youth training activities.
5. *Complesso S. Gregorio Armeno ed ex Asilo Filangieri* (notation: a_5 ; label: **Comp-Greg**; Typology: Monumental complex; State: Partially usable; Intervention: Improving use). Enhancement of the archaeological area and allocate some parts of the complex for the cultural/leisure activities.
6. *Insula del Duomo - Area archeologica* (notation: a_6 ; label: **Area-Duomo**; Typology: Archaeological site; State: Degraded; Intervention: Opening). Opening the archaeological area to visitors.

7. *Complesso di S. Lorenzo maggiore (Area archeologica)* (notation: a_7 ; label: **Area-Loren**; Typology: Archaeological Site; State: Partially usable; Intervention: Improving use). Increasing the archaeological area which can be visited.
8. *Teatro antico di Neapolis* (notation: a_8 ; label: **Teat-Neapo**; Typology: Archaeological site; State: Archaeological excavation yard; Intervention: New use). Restoration of the ancient Roman theater to make it open to the public.
9. *Chiesa SS. Cosma e Damiano* (notation: a_9 ; label: **Chie-Cosma**; Typology: Church; State: Degraded; Intervention: New use). Recovery of the historical church for the creation of a centre that improves the social and leisure activities of the neighborhood.
10. *Castel dell'Ovo* (notation: a_{10} ; label: **Cast-D'Ovo**; Typology: Castle; State: Partially usable; Intervention: Improving use). Restoration of a part of the castle for improving use and sightseeing tours.
11. *Complesso dei Girolamini* (notation: a_{11} ; label: **Comp-Gerol**; Typology: Monumental complex; State: Degraded; Intervention: Improving use). Enhancement of the monumental site.
12. *San Gioacchino a Pontenuovo* (notation: a_{12} ; label: **SanG-Ponte**; Typology: Historical building; State: Usable; Intervention: Improving use). Improving of the historical archive and promotion of the center for cultural events.
13. *Sant'Aniello a Caponapoli* (notation: a_{13} ; label: **SanA-Capon**; Typology: Church; State: Usable; Intervention: Improving use). Creation of a UNESCO documentation centre.
14. *Complesso Trinità' delle Monache* (notation: a_{14} ; label: **Comp-Monac**; Typology: Monumental complex; State: Degraded; Intervention: New use). Restoration and recovery of the historical site for creation of multi-purpose center.
15. *Mercatino S.Anna Di Palazzo* (notation: a_{15} ; label: **Merc-Palaz**; Typology: Market; State: Degraded; Intervention: Opening and reuse). Creation of services for local companies and youth center.
16. *Chiesa San Giovanni Battista delle Monache* (notation: a_{16} ; label: **Chie-Monac**; Typology: Church; State: Degraded; Intervention: Improving use). Restoration of the church for the creation of the "Aula Magna" for the Academy of the Fine Arts.
17. *Complesso Santa Maria della Fede* (notation: a_{17} ; label: **Comp-Mfede**; Typology: Monumental complex; State: Degraded; Intervention: Improving use). Recovery of the complex for the creation of a center for cultural/leisure activities, and also students accommodation.
18. *Carminiello al Mercato* (notation: a_{18} ; label: **Carm-Merca**; Typology: Monumental complex; State: Partially usable; Intervention: Improving use). Creation of a services center for the local commercial activities and businesses.
19. *Complesso di S. Paolo Maggiore* (notation: a_{19} ; label: **Comp-Paolo**; Typology: Monumental complex; State: Partially usable; Intervention: Improving use). Restoration of the cloister and intervention on the degraded part of the complex for creation of a museum and spaces for cultural/social activities.

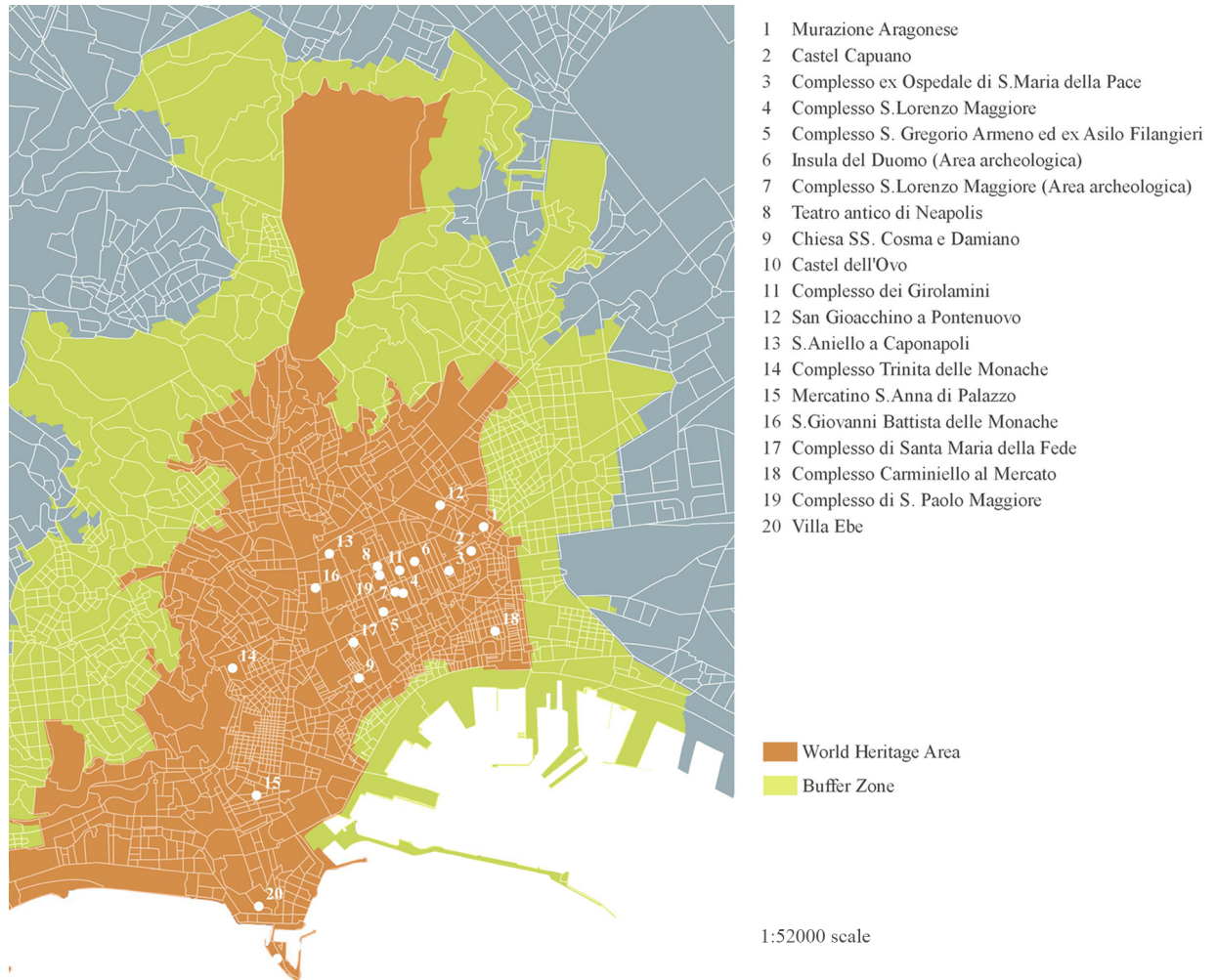


Figure 2: Projects and their locations

20. *Villa Ebe alle rampe di Lamont Young* (notation: a_{20} ; label: Vill-EbeRa; Typology: Villa; State: Degraded; Intervention: Opening and reuse). Restoration of an abandoned villa for the creation of the tourist center.

In Figure 2 we can see the location of all the sites in the city map of Naples.

Moreover, for each of the project one or more functions, intended as the planned activities, have been identified. These are classified as:

- Tourist facilities (label U_1);
- Museum and archaeological sites (label U_2);
- Students and elderly accommodation (label U_3);
- Leisure Activities (label U_4);
- Record Offices Archives (label U_5);

- Citizenship facilities (label U_6).

The functions have been listed for each project in Table 12 in Appendix B.

4.5. The performance table

To evaluate the performance of projects we analysed them in detail. Some information was not directly available; therefore, we have estimated it. For example, the quantitative criterion related to the maintenance of the urban spaces has been judged considering the area of the interventions and the surrounding areas that will benefit from it. Please see Appendix B for Table 10 with all the evaluations for each project and each criterion.

5. Interaction with actors involved: A behavioral and socio-technical approach

In this Section, we present a method to assign priority levels to the tangible urban heritage projects. These projects have different levels of priority to be implemented and they are not obvious to assign since they are based on several conflicting criteria.

5.1. Why an ELECTRE METHOD ?

Before choosing an MCDA method, we checked for some basic requirements that eventually led to the choice of an ELECTRE method (for more details see Figueira et al., 2013). The requirements are mainly the following:

- The number and the nature of criteria. In our problem we have eight criteria, which fits perfectly within the adequate number for using an MCDA method (in general, in between five and twelve). In addition, in the problem there are both quantitative and qualitative criteria. The scales are rather heterogeneous with different units: m^2 , $K\text{€}$, Number, and verbal levels.
- The choice of the scales for some criteria is rather arbitrary, as for example for the criterion PRO-CRAF . In addition, it not easy to define the concrete meaning of all the qualitative levels of some scales. Thus, some imperfect knowledge of data related with arbitrariness when building the criteria as imprecision or uncertainty is present.
- Some examples with dummy buildings, e.g., buildings that do not exists with evaluation or characteristics defined only for the aim of the analysis, were presented to the DM to test his sensitivity to compensatory phenomena and we conclude there was a non relevance of compensatory effects.
- When comparing two different buildings, the DM pointed out the advantages of one building (reasons for) with respect to the second as well as the disadvantages (reasons against) of the first with respect to the second over.
- Through the use of some dummy projects, e.g., fictitious projects that do not exist and have ad-hoc built characteristics in terms of implementation and restoration of cultural heritage, we could observe that the DM could prefer a project over a second one, the second one over a third, but the third could be preferred over the first. It means that intransitivities are accepted.

All these aspects are characterizing our problem, for this reason, as summarized in Figueira et al. (2016), the choice of an ELECTRE method is the most appropriate one among the various MCDA methods.

Since the problem is by its very nature a sorting problem, the next question was, which one of the ELECTRE methods for sorting problem was the most adequate. We started by asking one of the specialists if it was possible to delimit the categories by (lower and upper) limiting profiles as in ELECTRE TRI-B and NB (see Fernández et al., 2017). This was rather difficult for the specialist. Then, we tried to see if a more or less “central” reference action for each category could be easier to identify as in ELECTRE TRI-B (see Almeida-Dias et al., 2010). Again, the specialist did not feel comfortable and was not able to define a “central” action. When we gave him the possibility of choosing any representative reference action per category, he felt much more comfortable to provide such information, which led us to adopt the ELECTRE TRI-NC (Almeida-Dias et al., 2010) and pursue our study with this method. A brief description of the method has been provided in Appendix A.

5.2. Determining the discriminating (indifference and preference) thresholds

For the indifference and preference thresholds, also called discriminating thresholds, we adopt the procedure proposed in Roy et al. (2014). These thresholds are used for modeling the imperfect knowledge of data and should result from the interaction between the analysts and the specialist.

5.3. Constructing the reference actions

The reference actions were defined in a co-constructive way with the participation of the specialist and the analysts. A graphical representation helped in making an adequate choice of the representative alternatives of each category. The categories of priority with respect to conservation, promotion, environmental and social standpoints, are the following.

- Category C_1 : This category contains the projects with low priority.
- Category C_2 : This category contains the projects with medium priority.
- Category C_3 : This category contains the projects with high priority.
- Category C_4 : This category contains the projects with very high priority.

First, the analysts started by asking the DM if he could identify in the performance table representative projects of each categories, or at least for some of the categories. This was not possible. He found the task difficult given the set of projects provided in the performance table.

Then, along with the DM, the analysts made a graphical representation of all criteria scales, one after the other, in the same sheet of paper and asked if he could draw a representative project of category C_1 . After some reflection they draw an action with the following profile $b_{1,1} = [L(1), 20\%, M - L(5), L(1), L(1), 1000m^2, M - L(5), L(1)]$.

The process was repeated for the other categories. Table 1 presents the set of representative actions that were co-constructed during the interaction process between the analysts, from one side, and the DM, from the other side.

Representative	g_1	g_2	g_3	g_4	g_5	g_6	g_7	g_8
Actions	CON-COMP	CON-USAB	PRO-CRAF	PRO-BUSI	PRO-TOUR	ENV-MAIN	SOC-CULT	SOC-COHE
$b_{1,1}$	1	20	5	1	1	1000	5	1
$b_{2,1}$	2	40	7	2	1	3000	7	2
$b_{2,2}$	2	30	6	2	1	3500	6	3
$b_{3,1}$	3	70	11	3	2	10000	11	4
$b_{3,2}$	3	50	7	2	2	5000	11	3
$b_{4,1}$	4	80	12	3	3	30000	15	4

Table 1: Reference actions

5.4. Determining the veto thresholds

The process for assessing the veto is similar to the one used for the discriminating thresholds. The concepts were clearly explained to the specialist playing the role of DM in an illustrative example and were well accepted. The veto thresholds were easily assessed obtaining the values presented in Table 11 in Appendix B. It was, of course, more laborious than the task for assessing the variable thresholds. Let us remark that for some criteria, no discriminating threshold has been identified. Veto threshold along with the weights of criteria and preference based parameters are related with the role each criterion plays in the construction of the outranking relation.

5.5. Determining the weights of criteria

Criteria have different importance. The procedure applied for determining the relative importance of criteria is the Simos-Roy-Figueira (SRF) method proposed in Figueira and Roy (2002). The interaction was conducted first with each specialist and after in the focus group.

In this way, we have the opportunity to perform a series of analyses considering even more than one set of weights, defining different versions of the problem for which the solution will be acceptable, and therefore robust, even having different set of values for the weights.

In our case, in the focus group, the specialists provided the following information for each step, respectively:

1. The provided ranking is the following where the symbol \prec is used to denote “strictly less important than”, and \sim to denote “equally important than” :

$$g_5 \prec \{g_2 \sim g_4\} \prec \{g_3 \sim g_7\} \prec \{g_6 \sim g_8\} \prec g_1$$

2. After, a rich discussion and many exchanges, a decision was taken on the following distribution of blank cards that are displayed between brackets:

$$g_5 [1] \{g_2 \sim g_4\} [1] \{g_3 \sim g_7\} [0] \{g_6 \sim g_8\} [0] g_1$$

3. Finally, we asked the specialists to let us know how many times the most important criterion, g_1 , is more important than the least important one, g_5 . This was a rather difficult question. We rephrased in the following way. If we assign a vote to criterion g_5 how many votes do you assign to criterion g_1 ? The specialists, after some reflections, say 10. This answered our first question.

This classification leads to find the weights denoted by w_j^1 and reported in Table 2.

Anyway, after some comments and a quite long discussion, the specialist provided also an additional ranking and classification. In particular, they felt that they could change the position in the ranking of some criteria as follows:

$$g_5 \prec \{g_2 \sim g_7\} \prec g_4 \prec g_3 \prec \{g_6 \sim g_8\} \prec g_1$$

They also said that in this case they will not add any blank cards and the distance between the first and the last level should be equal to 10. This different classification of criteria lead to a different set of weight called w_j^2 and reported in Table 2.

In Table 2 we also have added the weights originated by the individual interaction with every specialist, in particular:

- Specialist in preservation of tangible cultural heritage standpoint (label: EXP-CONV), weights w_j^3 ;
- Specialist in promotion of the traditional craftsmanship and local products standpoint (label: EXP-PROM), weights w_j^4 ;
- Specialist in quality of urban environment standpoint (label: EXP-URBE), weights w_j^5 ;
- Specialist in social benefits for community standpoint (label: EXP-COMM), weights w_j^6 ;

The ranking of criteria that have generated those weights has been reported from Table 13 to Table 16 in Appendix B.

Criteria	g_1	g_2	g_3	g_4	g_5	g_6	g_7	g_8
weights	CON-COMP	CON-USAB	PRO-CRAF	PRO-BUSI	PRO-TOUR	ENV-MAIN	SOC-CULT	SOC-COHE
w_j^1	20.0	8.0	14.0	8.0	2.0	17.0	14.0	17.0
w_j^2	22.7	6.4	14.5	10.5	2.3	18.6	6.4	18.6
w_j^3	13.4	18.3	6.1	18.3	6.1	18.3	13.4	6.1
w_j^4	11.3	11.3	16.1	16.1	1.6	11.3	16.1	16.1
w_j^5	4.3	14.7	11.2	11.2	11.2	21.5	7.8	18.1
w_j^6	20.8	6.3	16.6	4.2	18.7	12.5	16.7	6.1

Table 2: Sets of criteria weights

6. Selecting a portfolio of reusable physical urban cultural heritage artifacts

In this Section we describe how the selection of the highest priority projects is modelled. First, we introduced a particularized objective function, that maximize the number of projects to introduce in our portfolio with the highest priority. Second, we discussed with the municipality representative and the DM about the potential constraints that should be considered for the definition of the urban planning.

6.1. Objective function

After assigning a priority level to each project we must construct the portfolio of projects proposed to be funded. This decision problem was handled by defining a 0 – 1 knapsack problem with additional logical constraints related to budget limitations and urban planning requirements. Since we cannot select all the projects at the same time due to the multiple constraints, we should start by selecting as much projects of possible with the highest priority, then the ones with the second highest and so on. More precisely, we can associate a 0 – 1 decision variable, x_i , to each $a_i \in A$, so that $x_i = 1$ if a_i is selected and $x_i = 0$ otherwise.. Then, the number of projects in the maximal priority category C_q are maximised, solving the following optimization problem:

$$\max f_q(x) = \sum_{\{i : a_i \in C_q\}} x_i,$$

subject to all the constrains of the problem. Assume that the optimal value of this problem is $f_q^* = k_q$. Then, for the maximization of the number of artifacts in C_{q-1} , the second highest priority category, we can add the constraint $\sum_{\{i : a_i \in C_q\}} x_i = k_q$ to the initial set of constraints and proceed with the next optimization:

$$\max f_{q-1}(x) = \sum_{\{i : a_i \in C_{q-1}\}} x_i.$$

The process is repeated until the lowest category is explored.

This sequential process can, however, be replaced by the resolution of an equivalent single optimization problem. Instead of several objective functions we define a single objective function as follows.

$$\max f(x) = \sum_{\{i : a_i \in A\}} c_i x_i,$$

where

$$c_i = \begin{cases} \bar{c}_h = 1 & \text{for } h = 1, \\ \bar{c}_h = 1 + \sum_{k=1}^{h-1} \bar{c}_k |C_k| & \text{for } h = 2, \dots, q. \end{cases}$$

We associate a coefficient \bar{c}_h with each category C_h . We define also the total weight of a category by multiplying the coefficient of the category by its number of elements, i.e., $\bar{c}_h |C_h|$.

The idea is that the value of the coefficient of category C_h should be strictly larger the sum of all the total values $\bar{c}_k |C_k|$ associated to all the categories $C_k, k = 1, \dots, h - 1$, having a smaller priority.

With the proposed procedure, projects with highest priority are first selected, unless, it will not be possible due to the constraints. In such case, the optimization process goes to next priority level, until the lowest one.

6.2. Constraints

Constraints for the problem were discussed with the municipality representative and the specialist acting as DM. This allows to have a real perspective on the problem. While the municipality representative helped in understanding the broad problems of the area, the DM was able to provide a more detailed description of them, allowing the analysts to formulate the constraints. We have several constraints related to the different aspects.

The most important constraint is the one related to the budget available for the implementation of the projects. Each project $a_i \in A$ is associated with a cost s_i (see Table 10 in Appendix B for the costs of each project). Given that at the moment the budget allocated to these projects has still not be defined in a unique manner, the council representative and the DM have suggested to implement several scenarios with different available budget. Denoting the available budget as B , this constraint can be formulated as:

$$\sum_{\{i:a_i \in A\}} s_i x_i \leq B. \quad (1)$$

In addition, the DM and the municipality representative have highlighted that we can have constraints related to the type of functions that each building or area will have after its restoration/recovery. Furthermore a strategic element in the decision choice is represented by the location of the projects. On the basis of that, several logical constraints can be formulated.

As first, in the ancient city center there are three main roads called “decumano”, highlighted in Figure 3. The DM suggested to have a lower limit on the number of regeneration projects to be activated in this part of the city. From the map, we can see that the set of projects $A_d = \{a_2, a_3, a_7, a_8, a_{11}, a_{19}\}$ are located on one of the “decumano”. The DM suggested that among those projects a minimum amount of projects, let us say Q_d , should be carried out. We formulate this as:

$$\sum_{\{i:a_i \in A_d\}} x_i \leq Q_d. \quad (2)$$

The DM will be asked to supply a desired value for Q_d .

Second, the ancient city center can be divided in smaller areas called “insulae” derived from the intersection of the “decumano” with the smaller roads called “cardines”. In six of these areas are located some projects, this has been represented in Figure 3. In our case, the DM has pointed out that if two projects are activated on the same “insula” they can create a greater benefit than the sum of their single criterion, generating a synergy, but he could not tell how much was the enhancement. For this reason, he said that he is going to take into account portfolios where at least a given number, called N , of those synergies will be adopted. To model that, we define the set of “insula” $I = \{I_1, \dots, I_s, \dots, I_6\}$, such that $I_s \in A, s = 1, \dots, 6$, contains all the projects in the s -th “insula”. and the 0 – 1 decision variables x_{ij} with $a_i \in I_s$ and $a_j \in I_s$ such that $x_{ij} = 1$ if both a_i and a_j are activated and $x_{ij} = 0$ otherwise. The following set of constraints, then, should be formulated:

$$x_{ij} \geq x_i + x_j - 1; \quad (3)$$

$$x_i \geq x_{ij}; \quad (4)$$

$$x_j \geq x_{ij}; \quad (5)$$

$$\sum_{\{i,j:a_i \in I_s, a_j \in I_s\}} x_{ij} \geq N, \quad \forall I_s \in I. \quad (6)$$

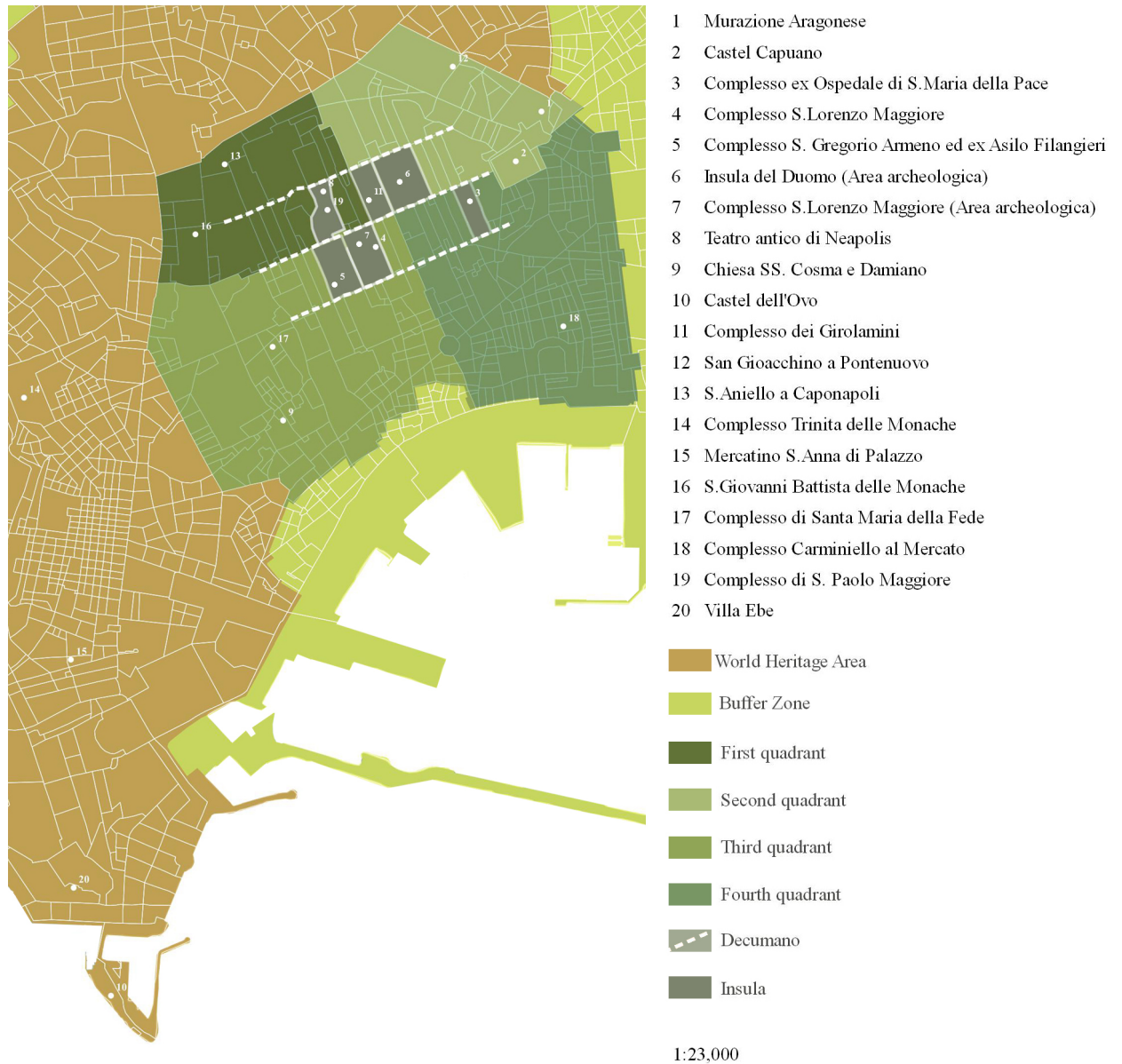


Figure 3: “Decumano”, “Insula” and Quadrants in the historic city center

Third, another important aspect are the functions that each building will have in relation to the area in which locates. For each project we have identified all the possible purposes (see Table 12 in Appendix B). In addition, the DM has also mentioned to consider bigger areas of the “insula” that represent four important zones of the ancient city center. Let us remark that each project can have one or more purposes. In particular, if we indicate with $K = \{1, \dots, k, \dots, 6\}$ the set of the purposes, and with $U = \{1, \dots, u, \dots, 4\}$ the set of the four bigger areas, we can define the binary coefficients z_{iuk} equals to 1 if the project a_i is in bigger area u delivering purpose k , 0 otherwise. The DM has indicated two types of constraints concerning those two aspects. For a specific purpose, a given number of projects N_k should be implemented. This constraint can be modeled as:

$$\sum_{\{u \in U, a_i \in A\}} z_{iuk} x_i \geq N_k \quad \forall k \in K \quad (7)$$

He has also suggested that it would be ideal to distribute equally some of the purposes in some quadrants. For this purpose, we define the binary variables $y_u \forall u \in U$. The constraints are of the type:

$$\sum_{\{i: a_i \in A: z_{iuk}=1\}} x_i \geq 1 - M y_u \quad \forall k \in K, \forall u \in U \quad (8)$$

with M being a big number, and

$$\sum_u y_u \leq 4 - q, q \in \{0, 1, 2, 3\}, \quad (9)$$

with q being a number included between 0 and 3.

Those two constraints imply that at least one project with a given purpose should be open in at least $4 - q$ bigger area. For example, if q is equal to 2, two bigger area should have at least one project implemented for one of the purposes defined.

The monoobjective binary programming model can be solved with any linear optimization solver. We have used the CPLEX 12.1 software.

7. Case study

The results have been obtained thanks to the interaction with the DM throughout the whole decision process. First, we have carried out several possible scenarios for assigning priorities and, after that we have selected the projects to carry out.

7.1. Assigning priority levels to the projects

According to the data reported in the Appendix B, we have used the MCDA-ULAVAL software ¹ that implements the majority of the ELECTRE methods, including the ELECTRE TRI-NC method allowing to insert all the data and parameters elicited.

First, the analysts suggested to apply the methodology for each set of weights from Table 2 using the other necessary data of Appendix B. We have called the configuration $F_{w_j^1}$ to specify that we used weights w_j^1 , $F_{w_j^2}$ for weights w_j^2 and so on. The results are reported in Table 3.

¹Available at <http://cersvr1.fsa.ulaval.ca/mcda/>.

Weights	w_j^1	w_j^2	w_j^3	w_j^4	w_j^5	w_j^6
Configuration	$F_{w_j^1}$	$F_{w_j^2}$	$F_{w_j^3}$	$F_{w_j^4}$	$F_{w_j^5}$	$F_{w_j^6}$
a_1 (Mura-Capua)	C_3	C_3	C_3	C_3	C_3	C_3
a_2 (Cast-Capua)	C_3	C_3	C_3	C_3	C_3	C_3
a_3 (Comp-Maria)	$[C_3, C_4]$	$[C_3, C_4]$	$[C_3, C_4]$	$[C_3, C_4]$	$[C_3, C_4]$	$[C_3, C_4]$
a_4 (Comp-Loren)	C_3	C_2	C_2	C_2	C_2	C_3
a_5 (Comp-Grego)	C_3	C_3	C_3	C_3	C_3	C_3
a_6 (Area-Duomo)	C_1	C_1	C_1	C_1	C_1	$[C_1, C_2]$
a_7 (Area-Loren)	C_2	$[C_1, C_2]$	C_2	$[C_1, C_2]$	C_1	C_2
a_8 (Teat-Neapo)	$[C_3, C_4]$	$[C_3, C_4]$	$[C_3, C_4]$	$[C_3, C_4]$	$[C_3, C_4]$	$[C_3, C_4]$
a_9 (Chie-Cosma)	C_2	C_2	C_2	C_2	C_2	C_2
a_{10} (Cast-D'Ovo)	C_3	C_3	C_3	C_3	C_3	C_3
a_{11} (Comp-Gerol)	C_4	C_4	C_4	C_4	C_4	C_4
a_{12} (SanG-Corvo)	C_2	C_2	C_2	C_2	C_2	C_2
a_{13} (SanA-Capon)	C_2	$[C_1, C_2]$	C_2	C_2	$[C_1, C_2]$	$[C_2, C_3]$
a_{14} (Comp-Monac)	C_3	C_3	C_3	C_3	C_3	C_3
a_{15} (Merc-Palaz)	C_2	C_2	$[C_2, C_3]$	$[C_2, C_3]$	$[C_2, C_3]$	C_2
a_{16} (Chie-Monac)	C_2	C_2	C_2	C_2	C_2	$[C_2, C_3]$
a_{17} (Comp-Mfedede)	C_3	C_3	C_3	C_3	C_3	C_3
a_{18} (Carm-Merca)	C_2	C_2	C_2	C_2	C_2	C_2
a_{19} (Comp-Paolo)	C_3	C_3	C_3	C_3	C_3	C_3
a_{20} (Vill-EbeRa)	C_3	C_3	C_3	C_3	C_3	C_3

Table 3: Categorization for each defined set of weights

At this point, the analysts showed these categorizations to the DM. He has identified that the most interesting classification, closer to his perspective, is provided by configuration $F_{w_j^1}$. It represents the closest one to his opinion in terms of projects that should be prioritized.

The analysts wanted to conduct some further analysis to validate the performance of this categorization and wished to perform some sensitivity analysis, as follows:

1. First, he has tried to increase the number of cards introduced in the ranking that has generated the weights of the preferred classification. In particular he has tried to increase the distance between the first, the second and the third level adding five cards to every level. This scenario, was analyzed because, during the focus group, there were many exchanges about the number of cards to insert between each level. Some of the specialists in the focus group highlighted how criteria in the first and second level should be the most important, but they did not provide enough arguments to convince the others to insert some additional cards. Anyway, even if this change gets to different weights, it did not change the categorization of the projects. Moreover, he has attempted to put 20 cards, distributing them between the last two criteria. This time the categorization was equal to the one obtained with weights w_j^2 , i.e. configuration $F_{w_j^2}$.
2. Second, the analysts felt that it was worth testing if the ratio between the last and the first level was influencing the solution. He has increased this value to 20. Again a categorization

identical to the preferred one was obtained.

3. Third, the analysts felt that in order to test the robustness of the categorization, the preference information and the veto thresholds should be changed. The analyst, performed the analysis inserting some different preference information, veto thresholds and the reference actions are reported in the Appendix D. They used the weights w_j^1 derived from the focus group (Configuration $F_{w_j^1}^P$) and the most different ones expressed by the specialist EXP-URBE (Configuration $F_{w_j^5}^P$).

Weights	w_j^1	w_j^5
Configuration	$F_{w_j^1}^P$	$F_{w_j^5}^P$
a_1 (Mura-Capua)	$[C_3, C_4]$	$[C_3, C_4]$
a_2 (Cast-Capua)	$[C_2, C_3]$	C_2
a_3 (Comp-Maria)	$[C_3, C_4]$	$[C_3, C_4]$
a_4 (Comp-Loren)	$[C_1, C_2]$	C_1
a_5 (Comp-Greggo)	C_2	C_2
a_6 (Area-Duomo)	$[C_1, C_2]$	$[C_1, C_2]$
a_7 (Area-Loren)	$[C_1, C_2]$	$[C_1, C_2]$
a_8 (Teat-Neapo)	C_3	C_3
a_9 (Chie-Cosma)	$[C_3, C_4]$	$[C_3, C_4]$
a_{10} (Cast-D'Ovo)	C_2	C_2
a_{11} (Comp-Gerol)	C_4	C_4
a_{12} (SanG-Corvo)	C_3	$[C_2, C_3]$
a_{13} (SanA-Capon)	$[C_2, C_3]$	$[C_2, C_3]$
a_{14} (Comp-Monac)	C_4	C_4
a_{15} (Merc-Palaz)	$[C_2, C_4]$	$[C_2, C_4]$
a_{16} (Chie-Monac)	$[C_1, C_2]$	$[C_1, C_2]$
a_{17} (Comp-Mfede)	C_3	$[C_3, C_4]$
a_{18} (Carm-Mercato)	C_2	C_2
a_{19} (Comp-Paolo)	C_3	C_3
a_{20} (Vill-EbeRa)	$[C_2, C_4]$	$[C_2, C_4]$

Table 4: Categories obtained with a second set of veto thresholds, reference actions and preference information

These two new obtained categorizations were discussed with the DM. Both configurations were considered not adequate. This is due to the presence of many projects that can be assigned to two different categories and in some cases to even more categories (i.e., a_{13} and a_{15}). The DM

commented that this categorization does not represent what he retains being a good prioritization. In particular, concerns were raised for the presence of project a_{14} in the last category. Even if it will restore the largest building and surrounding area (highest value for criterion g_6), project a_{14} does not represent the DM's opinion of being a project to prioritize and it should be in a different category in comparison to project a_{11} . Also project a_{10} has been classified in the category C_2 , while the specialist felt that this project should be at least in the upper category being a strategic attraction for the city. At this point the analyst felt that the best option was to move to the selection of the projects adopting the priorities obtained with the first set of reference of veto thresholds, reference actions and preference information.

7.2. Selection

The analysts started with the preferred categorization, generated by configuration $F_{w_j^1}$ as this was indicated by the DM as the most preferred one.

First, the computation of the objective function was discussed. Being the calculation of the coefficients c_h depending on the number of categories, the analysts asked the DM if he wanted to assign the projects between two categories to one of the two categories. The DM did not feel that this operation was useful but he preferred to consider this intermediate categories as a single different category. Considering that, the calculation of the c_h coefficients was carried out for every possible configuration (these are reported in Table 17 in Appendix C).

After this, the DM and the analysts have considered which constraints should be included among the ones defined in Section 6.2 fixing the values of every parameter included in the constraints.

Starting from the budget constraint, the DM has expressed interest in conducting a set of simulations with different possible budgets available. This because, given the economic situation, he felt that one possibility was to verify what are the projects that will be selected considering those different scenarios. This allows the DM to learn depending from the different amount of budget available what are the projects that will be selected on the basis of the assigned priorities. The analysts have suggested that the scenarios with the following budget could be tested. We indicate with $B(o)$ the possible budget available, and $F_{w_j^1}^{B(o)}$ the configuration generated with weights w_j^1 and Budget $B(o)$ (see Table 5).

Budget	$B(1)$	$B(2)$	$B(3)$	$B(4)$	$B(5)$	$B(6)$	$B(7)$
	52240	45710	39180	32650	26120	19590	13060

Table 5: Budgets available in $K\text{€}$

Next, he specified that the ideal portfolio will have at least four projects in the “decumano”, therefore in constraint (2) the Q_d is set equal to 4.

For the third set of constraints (3)-(6) the DM specified that at least one synergy among the ones presented in every “insula” should be verified. For this reason, parameter N was set to 1 for constraint (6).

The DM has highlighted that, for what concerns the functions of the projects, he would like to have at least three projects for the function U_3 , i.e., students and elderly accommodation, in constraint (7).

For the set of constraints (8)-(9) the DM has indicated that he will be considering a good portfolio the one with at least one project that provides facilities for the citizens and one project that provides facilities for the tourists in at least three of the four quadrants. This way parameter q in constraint (9) should be set equal to 1. The formulation of all these constraints is reported in the Appendix C. The resolution of the binary programming model for the different available budgets has lead to the following portfolios in Table 6 (Note that the symbol \checkmark means that a project should be carried out, while the symbol \times denotes that the project should not be implemented).

Let us underline that for budgets $B(6)$ and $B(7)$ there is no possible solution to the model that satisfies at the same time all the constraints. Therefore, we have asked the DM to remove or weaken some of the constraints. He has advised to lower the value of the projects expected to be in the “decumano” to 1 and the number of students and elderly housing facilities to 1. The portfolios reported in the Table 6 have been obtained considering these two relaxed constraints. As expected, the number or projects to be implemented decrease with the decreasing of the available budget. The DM was invited to reflect on the portfolios identified and he has provided the following comments:

Configuration	$F_{w_j^1}^{B(1)}$	$F_{w_j^1}^{B(2)}$	$F_{w_j^1}^{B(3)}$	$F_{w_j^1}^{B(4)}$	$F_{w_j^1}^{B(5)}$	$F_{w_j^1}^{B(6)}$	$F_{w_j^1}^{B(7)}$
a_1 (Mura-Capua)	\checkmark	\checkmark	\checkmark	\checkmark	\times	\checkmark	\checkmark
a_2 (Cast-Capua)	\checkmark	\checkmark	\times	\times	\times	\times	\times
a_3 (Comp-Maria)	\checkmark	\checkmark	\checkmark	\checkmark	\checkmark	\times	\times
a_4 (Comp-Loren)	\checkmark	\checkmark	\checkmark	\times	\times	\times	\times
a_5 (Comp-Greggo)	\checkmark	\checkmark	\checkmark	\checkmark	\checkmark	\checkmark	\checkmark
a_6 (Area-Duomo)	\checkmark	\times	\times	\times	\times	\times	\times
a_7 (Area-Loren)	\checkmark	\times	\times	\times	\checkmark	\times	\checkmark
a_8 (Teat-Neapo)	\checkmark	\checkmark	\checkmark	\checkmark	\checkmark	\checkmark	\times
a_9 (Chie-Cosma)	\checkmark	\times	\times	\times	\times	\times	\times
a_{10} (Cast-D'Ovo)	\checkmark	\checkmark	\checkmark	\checkmark	\times	\checkmark	\times
a_{11} (Comp-Gerol)	\checkmark	\checkmark	\checkmark	\checkmark	\checkmark	\checkmark	\checkmark
a_{12} (SanG-Corvo)	\checkmark	\checkmark	\checkmark	\checkmark	\checkmark	\checkmark	\checkmark
a_{13} (SanA-Capon)	\checkmark	\checkmark	\times	\times	\times	\checkmark	\checkmark
a_{14} (Comp-Monac)	\times	\times	\times	\times	\times	\times	\times
a_{15} (Merc-Palaz)	\checkmark	\checkmark	\times	\checkmark	\checkmark	\times	\times
a_{16} (Chie-Monac)	\checkmark	\checkmark	\checkmark	\checkmark	\times	\times	\times
a_{17} (Comp-Mfede)	\checkmark	\checkmark	\checkmark	\checkmark	\checkmark	\times	\times
a_{18} (Carm-Mercato)	\checkmark	\times	\times	\times	\times	\times	\times
a_{19} (Comp-Paolo)	\checkmark	\checkmark	\checkmark	\checkmark	\times	\times	\times
a_{20} (Vill-EbeRa)	\checkmark	\checkmark	\checkmark	\times	\times	\times	\times

Table 6: Projects selected for different budget available, weights w_j^1

- The portfolio of configuration $F_{w_j^1}^{B(1)}$ was welcomed by the DM. Indeed, the DM said that in a scenario with such available budget he will prefer not to carry out project a_{14} but still implementing all the others, in order to improve most of the areas of the historic city center.

In his standpoint, being project a_{14} the one with the highest cost, it is not an extremely attractive project and he will happily compromise in doing all the other projects.

- The portfolio of configuration $F_{w_j^1}^{B(6)}$ could represent a good compromise because it is suggesting to implement all the most important projects with a reasonable budget that is more likely to be obtained.
- The portfolio of configuration $F_{w_j^1}^{B(4)}$ has some areas of concerns due to the presence of projects a_{12} , a_{15} and a_{16} belonging to the category C_2 and not including projects from the upper category C_3 . Then, the analysts have solved again the model, excluding those projects from the optimization procedure. Anyway, once showed the different portfolio obtained to the DM, he advised that the original portfolio was more representative of his preferred portfolio for that amount of budget available.
- The DM considered as a good portfolios even the one for configuration $F_{w_j^1}^{B(5)}$. In fact, even with a very limited budget all the listed constraints will still be satisfied and the best projects of the last two categories will still be in the portfolio.
- For the portfolios of configurations $F_{w_j^1}^{B(5)}$, $F_{w_j^1}^{B(6)}$ and $F_{w_j^1}^{B(7)}$ the DM has disclosed some concerns about the quality of these portfolios with very few projects. He has also raised concerns on the fact that projects in lower categories were introduced. The analysts explained that this was due to the distribution of functions constraint (8)-(9) and that he could try to do some other simulations relaxing also these constraints. Eventually, the DM really thought that this is a major and fundamental constraint that he will not compromise on happily, therefore he accepted well the portfolio obtained.

The analysts asked the DM if he was satisfied with the analysis concerning the different budget scenarios and he replied that he had enough information that allow him to better understanding the process and to have a better grasp of how much funding will be necessary to have a portfolio that will be the mostly close to the preferred one.

7.3. Robustness Analysis

A robustness analysis is important to verify that the results obtained can be replied even in slightly changed conditions (Roy, 1998, 2010b). We focus on taking into account the different configurations derived by the different opinions of the specialists involved.

To validate the priority assigned by the ELECTRE TRI-NC method the analyst decide to conduct the selection process also for the priorities defined by the other set of weights generated by the interaction with the other specialist (see Table 2). Therefore, adopting the same constraints used in the previous set of simulations, the binary programming model was solved again. The results have been provided in Tables 7, 8 and 9 for budgets $B(2)$, $B(4)$ and $B(6)$, respectively.

The following insights have been discussed:

- The configurations related to budget $B(1)$ generated always the same portfolio independently from the priorities generated, i.e., carrying out all the projects in our analysis apart from project a_{14} .

Configuration	$F_{w_j^1}^{B(2)}$	$F_{w_j^2}^{B(2)}$	$F_{w_j^3}^{B(2)}$	$F_{w_j^4}^{B(2)}$	$F_{w_j^5}^{B(2)}$	$F_{w_j^6}^{B(2)}$
a_1 (Mura-Capua)	✓	✓	✓	✓	✓	✓
a_2 (Cast-Capua)	✓	✓	✓	✓	✓	✓
a_3 (Comp-Maria)	✓	✓	✓	✓	✓	✓
a_4 (Comp-Loren)	✓	×	✓	×	×	✓
a_5 (Comp-Greggo)	✓	✓	✓	✓	✓	✓
a_6 (Area-Duomo)	×	✓	×	✓	✓	×
a_7 (Area-Loren)	×	✓	×	✓	✓	×
a_8 (Teat-Neapo)	✓	✓	✓	✓	✓	✓
a_9 (Chie-Cosma)	×	✓	×	✓	✓	×
a_{10} (Cast-D'Ovo)	✓	✓	✓	✓	✓	✓
a_{11} (Comp-Gerol)	✓	✓	✓	✓	✓	✓
a_{12} (SanG-Corvo)	✓	✓	✓	✓	✓	✓
a_{13} (SanA-Capon)	✓	✓	✓	✓	✓	✓
a_{14} (Comp-Monac)	×	×	×	×	×	×
a_{15} (Merc-Palaz)	✓	✓	✓	✓	✓	✓
a_{16} (Chie-Monac)	✓	✓	✓	✓	✓	✓
a_{17} (Comp-Mfede)	✓	✓	✓	✓	✓	✓
a_{18} (Carm-Mercato)	×	×	×	×	×	×
a_{19} (Comp-Paolo)	✓	✓	✓	✓	✓	✓
a_{20} (Vill-EbeRa)	✓	✓	✓	✓	✓	✓

Table 7: Projects selected for different weights, budget $B(2)$

- The configuration with budget $B(7)$ was excluded because the DM felt that with that amount of budget the choice was related only to very few projects and it was considered a scenario not worth of investigation.
- Analyzing the portfolios generated with budgets $B(2)$ we can notice that weights w_j^1 , w_j^3 and w_j^6 all generated the same portfolio while weights w_j^2 , w_j^4 , w_j^5 generated the same portfolio but different from the other one. Anyway those two portfolios only differs for the presence (or the absence) of projects a_4 , a_6 , a_7 , a_9 .
- The portfolios generated with budgets $B(4)$ are consistent for all the set of weights, apart from the set of weights w_j^6 , i.e., **EXP-COMM**. In particular this portfolio includes projects a_4 , a_7 , a_{13} excluding projects a_{12} and a_{19} . The analysts felt that those two portfolios should be again presented to the DM. The DM has commented that portfolio for weights w_j^6 does not include projects a_{19} that in his opinion represents a crucial projects. Anyway, the second portfolio is worth of some considerations given that includes more projects.
- Two portfolios were generated for budget $B(6)$ the first for weights w_j^1 , w_j^2 , w_j^3 and w_j^6 and the second one for w_j^4 and w_j^5 . These two portfolios have in common all the projects apart the inclusion in the second portfolio of projects a_3 and a_{15} and the exclusion of projects a_{12} and a_{13} . Again the DM was asked to comment on those portfolios. He said that he would have preferred the first portfolio for the inclusion of project a_8 , that will revamp an important

Configuration	$F_{w_j^1}^{B(4)}$	$F_{w_j^2}^{B(4)}$	$F_{w_j^3}^{B(4)}$	$F_{w_j^4}^{B(4)}$	$F_{w_j^5}^{B(4)}$	$F_{w_j^6}^{B(4)}$
a_1 (Mura-Capua)	✓	✓	✓	✓	✓	✓
a_2 (Cast-Capua)	×	×	×	×	×	×
a_3 (Comp-Maria)	✓	✓	✓	✓	✓	✓
a_4 (Comp-Loren)	×	×	×	×	×	✓
a_5 (Comp-Greggo)	✓	✓	✓	✓	✓	✓
a_6 (Area-Duomo)	×	×	×	×	×	×
a_7 (Area-Loren)	×	×	×	×	×	✓
a_8 (Teat-Neapo)	✓	✓	✓	✓	✓	✓
a_9 (Chie-Cosma)	×	×	×	×	×	×
a_{10} (Cast-D'Ovo)	✓	✓	✓	✓	✓	✓
a_{11} (Comp-Gerol)	✓	✓	✓	✓	✓	✓
a_{12} (SanG-Corvo)	✓	✓	✓	✓	✓	×
a_{13} (SanA-Capon)	×	×	×	×	×	✓
a_{14} (Comp-Monac)	×	×	×	×	×	×
a_{15} (Merc-Palaz)	✓	✓	✓	✓	✓	×
a_{16} (Chie-Monac)	✓	✓	✓	✓	✓	✓
a_{17} (Comp-Mfede)	✓	✓	✓	✓	✓	✓
a_{18} (Carm-Mercato)	×	×	×	×	×	×
a_{19} (Comp-Paolo)	✓	✓	✓	✓	✓	×
a_{20} (Vill-EbeRa)	×	×	×	×	×	×

Table 8: Projects selected for different weights, budget $B(4)$

area of the historic city center with a boosting effect on the entire city center.

8. Discussion (insights from practice) and major conclusions

In this paper we have presented a new methodology for the prioritization and the consequent selection of a portfolio of projects in the urban context. We have showed how our methodology can be applied in a case study concerning cultural heritage projects in the prominent cultural city of Naples. The methodology could be also used in complex contexts such as in our case study. Our methodology has been proved to be well accepted from the actors involved in the process, allowing the standpoints of different actors to be integrated in the different steps of the procedure.

The interaction with different specialists and a municipality representative has enriched our study of multiple standpoints and the decision has been built together with them. The interaction with them is an essential point especially when decision about public facilities have to be taken and justified to the public.

The application has been developed in the context of the cultural heritage, that needs huge investments to preserve artefacts that represent the history of the entire population. A strategy to investigate the benefits of the projects to carry out and to support the decision can be a fundamental tool for governments and associations that need to cooperate with the local business and companies in order to assure that all the standpoints will be included in the final decision.

Configuration	$F_{w_j^1}^{B(6)}$	$F_{w_j^2}^{B(6)}$	$F_{w_j^3}^{B(6)}$	$F_{w_j^4}^{B(6)}$	$F_{w_j^5}^{B(6)}$	$F_{w_j^6}^{B(6)}$
a_1 (Mura-Capua)	✓	✓	✓	✓	✓	✓
a_2 (Cast-Capua)	×	×	×	×	×	×
a_3 (Comp-Maria)	×	×	×	✓	✓	×
a_4 (Comp-Loren)	×	×	×	×	×	×
a_5 (Comp-Greggo)	✓	✓	✓	✓	✓	✓
a_6 (Area-Duomo)	×	×	×	×	×	×
a_7 (Area-Loren)	×	×	×	×	×	×
a_8 (Teat-Neapo)	✓	✓	✓	×	×	✓
a_9 (Chie-Cosma)	×	×	×	×	×	×
a_{10} (Cast-D'Ovo)	✓	✓	✓	✓	✓	✓
a_{11} (Comp-Gerol)	✓	✓	✓	✓	✓	✓
a_{12} (SanG-Corvo)	✓	✓	✓	×	×	✓
a_{13} (SanA-Capon)	✓	✓	✓	×	×	✓
a_{14} (Comp-Monac)	×	×	×	×	×	×
a_{15} (Merc-Palaz)	×	×	×	✓	✓	×
a_{16} (Chie-Monac)	×	×	×	×	×	×
a_{17} (Comp-Mfede)	×	×	×	×	×	×
a_{18} (Carm-Mercato)	×	×	×	×	×	×
a_{19} (Comp-Paolo)	×	×	×	×	×	×
a_{20} (Vill-EbeRa)	×	×	×	×	×	×

Table 9: Projects selected for different weights, budget $B(6)$

Even if applied to a specific case study, the method can be easily extended to other fields of applications, especially considering the importance of rationalizing the expenses ever increasing in the last years.

In the case study considered in this article, the analysis of the options presented to the DM allowed us to formulate several insights:

- The ELECTRE TRI-NC leads to assign projects in predefined classes, allowing the DM to reduce the cognitive burden necessary to choose which projects have to be prioritized.
- The selection process has benefited by the prioritization obtained with ELECTRE TRI-NC. The optimization model allows us to quickly show to the DM the options available, even for different parameters, for example changing the budget. Moreover, reflections on the constraint imposed can lead to a reformulation of the model when the budget available decrease. The formulation of such constraints is very flexible and can be easily changed according to the learning process that the DM develops during the implementation of the methodology.
- The results of the methodology have been discussed with DM and it permits to integrate his standpoint in different phases involving him in a decision that he can really feel as his own decision. The whole process was generally well accepted.
- The application to this case study allowed us to test the ELECTRE TRI-NC method in a new and challenging context. The method has been well accepted to prioritize projects to be

included in a portfolio problem. This validates its flexibility in being used in such new strand of research.

- The methodology integrates an ELECTRE method with a binary programming model. It allows to define a new interactive methodology to select feasible projects, but that can be easily extended to any portfolio decision problems (Salo et al., 2011).

Some lines for future research should include:

- Given the success of focus group in providing information, the interaction with the different participants and the decision maker should be better discussed and investigated.
- Synergy of projects should be considered in a more systematic way.
- Interaction effects between criteria (see Figueira et al., 2009) should be incorporated in the model.

A. Appendix

This Appendix is devoted to the presentation of ELECTRE TRI-NC method (Almeida-Dias et al., 2012), which is a generalization of the ELECTRE TRI-NC method proposed by the same authors (Almeida-Dias et al., 2010).

A.1. Basic data

Let $A = \{a_1, \dots, a_i, \dots, a_m\}$ be the set of actions. Each action is characterized according to a set of criteria, $G = \{g_1, \dots, g_j, \dots, g_n\}$. The performance of action a_i on criterion g_j is denoted by $g_j(a_i)$. Let $C = \{C_1, \dots, C_h, \dots, C_q\}$ the set of ordered categories, where C_1 is the worst and C_q the best one. Each category, C_h is characterized by a set of reference actions, $B_h = \{b_{h1}, \dots, b_{h\ell}, \dots, b_{h|B_h|}\}$, for $h = 1, \dots, q$. Sets A , G , and C constitute our basic data.

A.2. Modeling the imperfect knowledge: The pseudo-criterion model

A criterion, g_j is a real-valued function used for comparing two actions, a and b , on the basis of their performances, $g_j(a)$ and $g_j(b)$, respectively (see Roy, 1996; Roy and Bouyssou, 1993). Assume that g_j is to be maximized and $g_j(a) \geq g_j(b)$. For taking into account the imperfect knowledge of data (due to arbitrariness, uncertainty, imprecision, and ill-determination), a more sophisticated model is needed (see Roy et al., 2014). It is called pseudo-criterion model and can be defined as follows (see Roy and Vincke, 1984).

Definition 1 (Pseudo-criterion). *A pseudo-criterion, g_j , is a criterion with two threshold functions associated with it: An indifference threshold function, $q_j(\cdot)$, and a preference threshold function, $p_j(\cdot)$, such that $p_j(\cdot) \geq q_j(\cdot) \geq 0$. The argument of these threshold functions may be the performance of the worst action, in which case we call them direct thresholds, or the performance of the best action, in which case we call them inverse thresholds. For the sake of simplicity, we consider here only the case of constant thresholds, and use the notation q_j and p_j .*

From this model we can derive three fundamental binary relations for criterion g_j as stated in the following definition (see also Doumpos and Figueira, 2018).

Definition 2 (*per-criterion binary preference relations*). *The following three binary relations can be derived from the model of Definition 1.*

1. *per-criterion indifference relation: The actions a and b are considered indifferent on criterion g_j (aI_jb), if $|g_j(a) - g_j(b)| \leq q_j$. This corresponds to the case where no significant advantage of one of the two actions over the other exists. Let $C(aIb)$ denote the coalition of criteria for which aI_jb .*
2. *per-criterion strict preference relation: Actions a is strictly preferred to b on criterion g_j (aP_jb), if $g_j(a) - g_j(b) > p_j$. This corresponds to the case where a significant advantage of a over b exists. Let $C(aPb)$ denote the coalition of criteria for which aP_jb .*
3. *per-criterion weak preference relation: Actions a is weakly preferred to b on criterion g_j (aQ_jb), if $q_j < g_j(a) - g_j(b) \leq p_j$. This corresponds to the case where there is not enough information to say if there is indifference between a and b or strict preference of a over b exists. Let $C(aQb)$ denote the coalition of criteria for which aP_jb .*

Let us remark that there is not an idea of intensities of preferences behind the strict and weak preference relations. Indeed, we are not modeling DM preferences, but rather the imperfect knowledge of data.

The per-criterion binary relations of Definition 2 allow us to introduce the definition of the per-criterion outranking relation.

Definition 3 (*per-criterion binary outranking relation*). The assertion “ a outranks b ” (aS_jb) or, in other words, “ a is at least as good as b ” is the meaning of the outranking relation aS_jb , which can be defined in two senses:

1. *stricto sensu*: we say that aS_jb whenever aI_jb , aQ_jb , and aP_jb .
2. *lato sensu* we say that aS_jb whenever aI_jb , aQ_jb , aP_jb , but (also) when bQ_ja .

ELECTRE methods are part of the family of outranking based methods and make use of the concepts in the previous definitions to construct one or several comprehensive outranking relations (see Figueira et al., 2016). In the next paragraph we will present the steps leading to the construction of a single comprehensive binary relation for every ordered pair of actions $(a, b) \in A \times A$.

A.3. Constructing an outranking relation

For the construction of a crispy comprehensive outranking relation five steps should be followed.

1. *The power of the concordant coalition*. The power of the concordant coalition of the assertion “ a outranks b ” can be interpreted as the strength of the arguments favoring action a over b . It takes into account the weights of criteria belonging to the concordant coalition *stricto sensu*, i.e., w_j such that $g_j \in C(a\{I, Q, P\}b)$, in its totality, plus a proportion, ϕ_j , of the weights for the criteria belonging to the ambiguity zone, i.e., $\phi_j w_j$ for all $g_j \in C(bQa)$. The power of the concordant coalition is this modeled through a comprehensive concordant index as follows:

$$c(a, b) = \sum_{\{j : g_j \in C(a\{I, Q, P\}b)\}} w_j + \sum_{\{j : g_j \in C(bQa)\}} \phi_j w_j, \quad (10)$$

where

$$\phi_j = \frac{g_j(a) - g_j(b) + p_j}{p_j - q_k} \in [0, 1].$$

In presence of interaction effects between criteria, this index can be extended as in Figueira et al. (2009).

2. *The effect of the discordant criteria*. The effect of a discordant criteria g_j reflects the opposing power of such criterion, and it makes use of another preference parameter called veto threshold, which may vary (directly or inversely) or be constant as the indifference and preference thresholds. Let us consider such a veto threshold and constant and denote it by v_j . The opposing power of this criterion can be modeled through a per-criterion discordance as follows.

$$d_j(a, b) = \begin{cases} 1 & \text{if } g_j(a) - g_j(b) < -v_j, \\ \frac{g_j(a) - g_j(b) + p_j}{p_j - v_j}, & \text{if } -v_j \leq g_j(a) - g_j(b) < -p_j, \\ 0 & \text{if } g_j(a) - g_j(b) \geq -p_j. \end{cases} \quad (11)$$

3. *The credibility degree of an outranking relation*. The degree in which a outranks b can be modeled through the following formula.

$$\sigma(a, b) = \prod_{j=1}^n T_j(a, b), \quad (12)$$

where

$$T_j(a, b) = \begin{cases} \frac{1-d_j(a,b)}{1-c(a,b)} & \text{if } d_j(a, b) > c(a, b), \\ 0 & \text{otherwise.} \end{cases}$$

4. *The category credibility indices.* These indices model the credibility degree of an action with respect to a set and *vice-versa*. The justification for the choice of the max operator can be seen in Almeida-Dias et al. (2012).

$$\begin{aligned} \sigma(a, B_h) &= \max_{\ell=1, \dots, |B_h|} \left\{ \sigma(a, b_{h\ell}) \right\} \\ \sigma(B_h, a) &= \max_{\ell=1, \dots, |B_h|} \left\{ \sigma(b_{h\ell}, a) \right\} \end{aligned} \quad (13)$$

At the end of this process we defined a fuzzy relation for each ordered pair (a, B_k) and (B_h, a) , for $h = 1, \dots, q$.

5. *The comprehensive outranking relations.* A comprehensive crisp outranking relation is obtained after considering a λ -cutting off level. We say that “ a comprehensively outranks B_h ”, denoted by aSB_h , if $\sigma(a, B_h) \geq \lambda$. Otherwise, “ a does not outrank B_h ”, denoted by $\text{not}(aSB_h)$. The outranking relation should also be checked in the reverse situation, i.e., for the ordered pair (B_h, a) . For situations may occur:

- (a) (aSB_h) and (B_hSa) : indifference between a and b (aIb);
- (b) (aSB_h) and $\text{not}(B_hSa)$: preference of a over b ($a \succ b$);
- (c) (B_hSa) and $\text{not}(aSB_h)$: preference of b over a ($b \succ a$);
- (d) $\text{not}(aSB_h)$ and $\text{not}(B_hSa)$: incomparability between a and b (aRb).

The building of comprehensive binary relations finishes at this point. Next subsection introduces the procedures allowing to exploit this information.

A.4. Exploiting the relation: The assignment procedures

Before introducing the two assignment procedures for the method, it is necessary to present the selecting function.

$$\rho(a, B_h) = \min \left\{ \sigma(a, B_h), \sigma(B_h, a) \right\}. \quad (14)$$

Its justification can be found in Almeida-Dias et al. (2012). The two procedures of ELECTRE TRI-NC, which exploit the outranking relations and provides the assignments to each action can be presented as follows. Consider two dummy profiles, B_0 (B_{q+1}), which is dominated or dominates all the potential actions to be assigned.

Definition 4 (Descending procedure). *Consider $\lambda \in [0.5, 1]$. Decrease h from $(q + 1)$ until the first value, t , such that $\sigma(a, B_t) \geq \lambda$. Then,*

1. For $t = q$, consider C_q as a possible category to assign action a .
2. For $0 < t < q$, if $\rho(a, B_t) > \rho(a, B_{t+1})$, then consider C_t as a possible category to assign a ; otherwise, consider C_{t+1} .

3. For $t = 0$, consider C_1 as a possible category to assign a .

Definition 5 (Ascending procedure). Consider $\lambda \in [0.5, 1]$. Increase h from 0 until the first value, k , such that $\sigma(B_k, a) \geq \lambda$. Then,

1. For $k = 1$, consider C_1 as a possible category to assign action a .
2. For $1 < k < q + 1$, if $\rho(a, B_k) > \rho(a, B_{k,1})$, then consider C_k as a possible category to assign a ; otherwise, select $C_{k,1}$.
3. For $k = q + 1$, consider C_q as a possible category to assign a .

B. Appendix

Criteria	g_1	g_2	g_3	g_4	g_5	g_6	g_7	g_8	Cost
Label	CON-COMP	CON-USAB	PRO-CRAF	PRO-BUSI	PRO-TOUR	ENV-MAIN	SOC-CULT	SOC-COHE	
Unit	Qual.	%	Qual.	Qual.	Qual.	m^2	Qual.	Qual.	(K€)
Direction	max	max	max	max	max	max	max	max	
min perf.	L(1)	25	L-M(2)	L(1)	L(1)	0	L-L(1)	L(1)	
max perf.	VH(4)	100	VH-L(13)	VH(4)	VH(4)	21000	VH-H(15)	VH(4)	
a_1 (Mura-Capua)	VH(4)	80	H-L(9)	M(2)	H(3)	5650	H-M(10)	H(3)	1500
a_2 (Cast-Capua)	VH(4)	25	L-H(3)	M(2)	H(3)	3500	H-H(11)	VH(4)	5000
a_3 (Comp-Maria)	L(1)	80	H-H(11)	H(3)	H(3)	9750	VH-VH(16)	H(3)	7000
a_4 (Comp-Loren)	H(3)	20	L-VH(4)	L(1)	M(2)	2000	H-M(10)	VH(4)	3000
a_5 (Comp-Grego)	H(3)	30	M-VH(8)	L(1)	H(3)	2400	H-M(10)	VH(4)	1100
a_6 (Area-Duomo)	H(3)	50	L-L(1)	L(1)	H(3)	0	M-M(6)	L(1)	1500
a_7 (Area-Loren)	H(3)	25	L-L(1)	L(1)	H(3)	0	H-H(11)	M(2)	1000
a_8 (Teat-Neapo)	H(3)	60	M-H(7)	M(2)	VH(4)	3600	VH-VH(16)	H(3)	6000
a_9 (Chie-Cosma)	H(3)	100	L-M(2)	L(1)	L(1)	1700	H-H(11)	VH(4)	900
a_{10} (Cast-D'Ovo)	H(3)	60	M-M(6)	M(2)	VH(4)	0	H-H(11)	M(2)	1500
a_{11} (Comp-Gerol)	VH(4)	100	H-H(11)	M(2)	H(3)	12000	VH-VH(16)	H(3)	7700
a_{12} (SanG-Corvo)	H(3)	70	L-M(2)	L(1)	M(2)	1700	H-M(10)	M(2)	400
a_{13} (SanA-Capon)	H(3)	50	L-M(2)	L(1)	H(3)	0	VH-H(15)	M(2)	1000
a_{14} (Comp-Monac)	M(2)	70	M-H(7)	M(2)	H(3)	21000	H-M(10)	VH(4)	13600
a_{15} (Merc-Palaz)	H(3)	100	VH-L(13)	VH(4)	L(1)	360	L-L(1)	VH(4)	500
a_{16} (Chie-Monac)	H(3)	50	L-VH(4)	L(1)	M(2)	200	H-L(9)	M(2)	500
a_{17} (Comp-Mfede)	H(3)	90	M-H(7)	L(1)	M(2)	3500	H-L(9)	VH(4)	2000
a_{18} (Carm-Merca)	M(2)	30	H-L(9)	VH(4)	L(1)	1500	M-M(6)	H(3)	4000
a_{19} (Comp-Paolo)	H(3)	50	L-H(3)	M(2)	H(3)	5200	VH-H(15)	H(3)	4000
a_{20} (Vill-EbeRa)	M(2)	100	M-M(6)	H(3)	VH(4)	600	M-H(7)	M(2)	4100

Table 10: Performance table

Criteria	g_1	g_2	g_3	g_4	g_5	g_6	g_7	g_8
Label	CON-COMP	CON-USAB	PRO-CRAF	PRO-BUSI	PRO-TOUR	ENV-MAIN	SOC-CULT	SOC-COHE
$q_j(b)$	---	$0.10g_2(b) + 13.00$	1	---	---	$0.10g_6(b) + 397.73$	1	---
$p_j(b)$	---	$0.00g_2(b) + 30.00$	3	---	---	$0.21g_6(b) + 795.46$	3	---
$v_j(b)$	3	$0.000g_2(b) + 110.00$	5	3	3	$0.00g_6(b) + 60000.00$	5	3

Table 11: Discriminating and veto thresholds

Functions	Tourist Facilities	Archaeological and Museum sites	Students and elderly housing	Leisure Activities	Record Offices Archives	Citizenship facilities
Label	U_1	U_2	U_3	U_4	U_5	U_6
a_1 (Mura-Capua)	✓	×	×	×	×	✓
a_2 (Cast-Capua)	✓	✓	×	×	×	✓
a_3 (Comp-Maria)	✓	✓	✓	✓	×	✓
a_4 (Comp-Loren)	×	×	×	×	✓	✓
a_5 (Comp-Grego)	✓	✓	✓	×	×	✓
a_6 (Area-Duomo)	×	×	✓	×	×	×
a_7 (Area-Loren)	×	×	✓	×	×	×
a_8 (Teat-Neapo)	×	×	✓	✓	×	×
a_9 (Chie-Cosma)	×	×	×	✓	×	✓
a_{10} (Cast-D'Ovo)	×	×	×	✓	×	✓
a_{11} (Comp-Gerol)	✓	✓	✓	✓	✓	✓
a_{12} (SanG-Corvo)	×	×	×	×	✓	×
a_{13} (SanA-Capon)	✓	✓	×	×	✓	×
a_{14} (Comp-Monac)	×	×	×	✓	×	✓
a_{15} (Merc-Palaz)	×	×	×	×	×	✓
a_{16} (Chie-Monac)	×	×	×	×	×	✓
a_{17} (Comp-Mfede)	×	×	✓	✓	×	✓
a_{18} (Carm-Mercato)	×	×	×	×	×	✓
a_{19} (Comp-Paolo)	✓	✓	✓	✓	×	×
a_{20} (Vill-EbeRa)	✓	×	×	✓	×	✓

Table 12: Functions for each project

In the following Tables we report the ranking of the criteria provided by each specialist. The column “Number of card” indicates the number of card inserted by the specialist between the considered level and the previous one.

Rank	Criteria	Number of cards
1	$\{g_2, g_4, g_6\}$	0
2	$\{g_1, g_7\}$	1
3	$\{g_3, g_5, g_8\}$	2

Table 13: Specialist in preservation of tangible cultural heritage standpoint (Ratio = 3)

Rank	Criteria	Number of cards
1	$\{g_3, g_4, g_7, g_8\}$	0
2	$\{g_1, g_2, g_6\}$	2
3	$\{g_5\}$	5

Table 14: Specialist in promotion of the traditional craftsmanship and local products (Ratio = 10)

Rank	Criteria	Number of cards
1	$\{g_6\}$	0
2	$\{g_8\}$	0
3	$\{g_2\}$	0
4	$\{g_3, g_4, g_5\}$	0
5	$\{g_7\}$	0
6	$\{g_1\}$	0

Table 15: Specialist in quality of urban environment standpoint (Ratio = 5)

Rank	Criteria	Number of cards
1	$\{g_1\}$	0
2	$\{g_6\}$	0
3	$\{g_3, g_8\}$	0
1	$\{g_7\}$	1
2	$\{g_2\}$	2
3	$\{g_4, g_5\}$	0

Table 16: Specialist in social benefits for the community standpoint (Ratio = 5)

C. Appendix

Specialist	g_1	g_2	g_3	g_4	g_5	g_6
a_1 (Mura-Capua)	16	42	16	56	72	36
a_2 (Cast-Capua)	16	42	16	56	72	36
a_3 (Comp-Maria)	160	378	160	504	648	360
a_4 (Comp-Loren)	16	6	16	4	6	36
a_5 (Comp-Gregg)	16	42	16	56	72	36
a_6 (Area-Duomo)	1	1	1	1	1	1
a_7 (Area-Loren)	2	2	2	2	1	2
a_8 (Teat-Neapo)	160	378	160	504	648	360
a_9 (Chie-Cosma)	2	6	2	4	6	2
a_{10} (Cast-D'Ovo)	16	42	16	56	72	36
a_{11} (Comp-Gerol)	480	1134	480	1512	1944	1080
a_{12} (SanG-Corvo)	2	6	2	4	6	2
a_{13} (SanA-Capon)	2	2	2	4	3	12
a_{14} (Comp-Monac)	16	42	16	56	72	36
a_{15} (Merc-Palaz)	2	6	2	28	36	2
a_{16} (Chie-Monac)	2	6	2	4	6	12
a_{17} (Comp-Mfede)	16	42	16	56	72	36
a_{18} (Carm-Mercato)	2	6	2	4	6	2
a_{19} (Comp-Paolo)	16	42	16	56	72	36
a_{20} (Vill-EbeRa)	16	42	16	56	72	36

Table 17: Objective Function: c_h coefficients

Constraints:

1. Constraints projects on the “decumano”, constraint (2): $x_2 + x_3 + x_7 + x_8 + x_{11} + x_{19} \geq 4$.
2. Constraints synergy on “insula”, constraints (3) to (6): $x_{47} \geq x_4 + x_7 - 1$; $x_4 \geq x_{47}$; $x_7 \geq x_{47}$; $x_{819} \geq x_8 + x_{19} - 1$; $x_8 \geq x_{819}$; $x_{19} \geq x_{819}$; $x_{47} + x_{819} \geq 1$.
3. Constraints function U_3 (Student and elderly accommodation), constraint: (7) $x_3 + x_{11} + x_{17} + x_{19} \geq 3$.
4. Constraints distribution of functions U_1 and U_6 , constraints (8)-(9): $x_{13} + x_{19} \geq 1 - 3y_1$; $x_{12} \geq 1 - 3y_1$; $x_1 + x_2 + x_{11} \geq 1 - 3y_2$; $x_5 \geq 1 - 3y_3$; $x_3 + x_4 \geq 1 - 3y_3$; $x_3 \geq 1 - 3y_4$; $x_3 + x_4 \geq 1 - 3y_4$; $y_1 + y_2 + y_3 + y_4 \leq 1$.

D. Appendix

Representative Actions	g_1 CON-COMP	g_2 CON-USAB	g_3 PRO-CRAF	g_4 PRO-BUSI	g_5 PRO-TOUR	g_6 ENV-MAIN	g_7 SOC-CULT	g_8 SOC-COHE
$b_{1,1}$	1	30	3	1	1	200	4	1
$b_{2,1}$	2	40	8	2	2	12000	9	2
$b_{2,2}$	2	45	7	2	2	10000	8	2
$b_{2,3}$	2	50	9	2	2	15000	7	2
$b_{3,1}$	3	75	12	3	3	25000	11	2
$b_{4,1}$	4	85	16	4	4	45000	15	4
$b_{4,2}$	4	95	14	4	4	40000	16	4

Table 18: tab: Reference actions analyst attempt

Criteria Label	g_1 CON-COMP	g_2 CON-USAB	g_3 PRO-CRAF	g_4 PRO-BUSI	g_5 PRO-TOUR	g_6 ENV-MAIN	g_7 SOC-CULT	g_8 SOC-COHE
$q_j(b)$	--	$0.030g_2(b) + 1.00$	1	--	--	$0.045g_6(b) + 454.550$	1	--
$p_j(b)$	--	$0.070g_2(b) + 2.00$	3	--	--	$0.091g_6(b) + 909.090$	3	--
$v_j(b)$	3	$0.090g_2(b) + 3.00$	5	3	3	$0.120g_6(b) + 1200.00$	5	3

Table 19: Discriminating and veto thresholds

References

- F. Abastante, S. Corrente, S. Greco, A. Ishizaka, and I.M. Lami. Choice architecture for architecture choices: Evaluating social housing initiatives putting together a parsimonious ahp methodology and the choquet integral. *Land Use Policy*, 78:748–762, 2018.
- Claudia M Agudelo-Vera, Wouter RWA Leduc, Adriaan R Mels, and Huub HM Rijnaarts. Harvesting urban resources towards more resilient cities. *Resources, Conservation and Recycling*, 64: 3–12, 2012.
- Jack Ahern. From fail-safe to safe-to-fail: Sustainability and resilience in the new urban world. *Landscape and Urban Planning*, 100(4):341–343, 2011.
- J. Almeida-Dias, J-R Figueira, and B. Roy. ELECTRE TRI-C: A multiple criteria sorting method based on characteristic reference actions. *European Journal of Operational Research*, 204(3): 565–580, 2010.
- J. Almeida-Dias, J-R Figueira, and B. Roy. A multiple criteria sorting method where each category is characterized by several reference actions: The ELECTRE TRI-C method. *European Journal of Operational Research*, 217:567–579, 2012.
- Maria Barbati, Salvatore Greco, Miłosz Kadziński, and Roman Słowiński. Optimization of multiple satisfaction levels in portfolio decision analysis. *Omega, The International Journal of Management Science*, 78:192–204, 2018.
- J. Blake. On defining the cultural heritage. *International & Comparative Law Quarterly*, 49(1): 61–85, 2000.
- M. Bottero, V. Ferretti, J-R Figueira, S. Greco, and B. Roy. Dealing with a multiple criteria environmental problem with interaction effects between criteria through an extension of the ELECTRE III method. *European Journal of Operational Research*, 245:837–850, 2015.
- M. Bottero, V. Ferretti, J-R Figueira, S. Greco, and B. Roy. On the Choquet multiple criteria preference aggregation model: Theoretical and practical insights from a real-world application. *European Journal of Operational Research*, 245:120–140, 2018.
- Gülçin Büyükköçkan, Orhan Feyzioglu, and Fethullah Göçer. Selection of sustainable urban transportation alternatives using an integrated intuitionistic fuzzy choquet integral approach. *Transportation Research Part D: Transport and Environment*, 58:186–207, 2018.
- M. Çağlar and S. Gürel. Public r&d project portfolio selection problem with cancellations. *OR Spectrum*, 39(3):659–687, 2017.
- Maria Cerreta and Simona Panaro. From perceived values to shared values: A Multi-Stakeholder Spatial Decision Analysis (M-SSDA) for resilient landscapes. *Sustainability*, 9(7):1113, 2017.
- Maria Cerreta and Pasquale De Toro. Integrated spatial assessment for a creative decision-making process: A combined methodological approach to strategic environmental assessment. *International Journal of Sustainable Development*, 13(1-2):17–30, 2010.

- A. Cranmer, E. Baker, J. Liesiö, and A. Salo. A portfolio model for siting offshore wind farms with economic and environmental objectives. *European Journal of Operational Research*, 267(1):304–314, 2018.
- M. Doumpos and J-R Figueira. A multicriteria outranking approach for modeling corporate credit ratings: An application of the ELECTRE TRI-NC method. *OMEGA, The International Journal of Management Science*, 82:166–180, 2018.
- M. Dutta and Z. Husain. An application of multicriteria decision making to built heritage. The case of Calcutta. *Journal of Cultural Heritage*, 10:237–243, 2009.
- E. Fernández, J-R Figueira, J. Navarro, and B. Roy. ELECTRE TRI-NB: A new multiple criteria ordinal classification method. *European Journal of Operational Research*, 263:214–224, 2017.
- V. Ferretti and E. Comino. An integrated framework to assess complex cultural and natural heritage systems with multi-attribute value theory. *Journal of Cultural Heritage*, 16(5):688–697, 2015.
- V. Ferretti, M. Bottero, and G. Mondini. Decision making and cultural heritage: An application of the multi-attribute value theory for the reuse of historical buildings. *Journal of Cultural Heritage*, 15:644–655, 2014.
- J-R Figueira and B. Roy. Determining the weights of criteria in the ELECTRE type methods with a revised Simos’ procedure. *European Journal of Operational Research*, 139:317–326, 2002.
- J-R Figueira, S. Greco, and B. Roy. ELECTRE methods with interaction between criteria: An extension of the concordance index. *European Journal of Operational Research*, 199:478–495, 2009.
- J-R Figueira, S. Greco, B. Roy, and R. Słowiński. An overview of ELECTRE methods and their recent extensions. *Journal of Multi-Criteria Decision Analysis*, 20:61–85, 2013.
- J-R Figueira, V. Mousseau, and B. Roy. ELECTRE methods. In S. Greco, M. Ehrgott, and J-R Figueira, editors, *Multiple Criteria Decision Analysis - State of the Art Surveys*, pages 155–185. Springer Science+Business Media, Inc., New York, NY, USA, 2016.
- María García-Hernández, Manuel de la Calle-Vaquero, and Claudia Yubero. Cultural heritage and urban tourism: Historic city centres under pressure. *Sustainability*, 9(8):1346, 2017.
- S. Giove, P. Rosato, and M. Breil. An application of multicriteria decision making to build heritage: The redevelopment of Venice Arsenal. *Journal of Multi-Criteria Decision Analysis*, 17:85–99, 2011.
- L. F. Girard and P. De Toro. Integrated spatial assessment: A multicriteria approach to sustainable development of cultural and environmental heritage in san marco dei cavoti, italy. *Central European Journal of Operations Research*, 15(3):281–299, 2007.
- F. Giuliani, A. De Falco, S. Landi, M.G. Bevilacqua, L. Santini, and S. Pecori. Reusing grain silos from the 1930s in Italy. A multi-criteria decision analysis for the case of Arezzo. *Journal of Cultural Heritage*, 29:145–159, 2018.

- Indrė Gražulevičiūtė. Cultural heritage in the context of sustainable development. *Environmental Research, Engineering & Management*, 37(3):74–79, 2006.
- Salvatore Greco, J Figueira, and M Ehrgott. *Multiple Criteria Decision Analysis: State of the Art Surveys*. Springer, Berlin, 2016.
- M.A. Hamadouche, K. Mederbal, L. Kouri, Z. Regagba, Y. Fekir, and D. Anteur. Gis-based multicriteria analysis: An approach to select priority areas for preservation in the ahaggar national park, algeria. *Arabian Journal of Geosciences*, 7(2):419–434, 2014.
- Rieke Hansen, Niki Frantzeskaki, Timon McPhearson, Emily Rall, Nadja Kabisch, Anna Kaczorowska, Jaan-Henrik Kain, Martina Artmann, and Stephan Pauleit. The uptake of the ecosystem services concept in planning discourses of european and american cities. *Ecosystem Services*, 12:228–246, 2015.
- Y. Hong and F. Chen. Evaluating the adaptive reuse potential of buildings in conservation areas. *Facilities*, 35(3-4):202–219, 2017.
- Alessio Ishizaka and Philippe Nemery. *Multi-criteria decision analysis: methods and software*. John Wiley & Sons, 2013.
- V. Kutut, Zavadskas, and M Lazauskas. Assessment of priority alternatives for preservation of historic buildings using model based on ARAS and AHP methods. *Archives of Civil and Mechanic Engineering*, 14:287–294, 2014.
- Francesco Lolli, Alessio Ishizaka, Rita Gamberini, Bianca Rimini, Elia Balugani, and Laura Prandini. Requalifying public buildings and utilities using a group decision support system. *Journal of Cleaner Production*, 164:1081–1092, 2017.
- Michael Patrick McGreevy. Complexity as the telos of postmodern planning and design: Designing better cities from the bottom-up. *Planning Theory*, 17(3):355–374, 2017.
- B. McKercher, P. Ho, and H. Du Cros. Relationship between tourism and cultural heritage management: Evidence from hong kong. *Tourism Management*, 26(4):539–548, 2005.
- A. Nesticò, P. Morano, and F. Sica. A model to support the public administration decisions for the investments selection on historic buildings. *Journal of Cultural Heritage*, 33:201–207, 2018.
- Peter WG Newman. Sustainability and cities: extending the metabolism model. *Landscape and Urban planning*, 44(4):219–226, 1999.
- A. Oppio, M. Bottero, V. Ferretti, U. Fratesi, and D. Ponzini. Giving space to multicriteria analysis for complex cultural heritage systems: The case of the castles in Valle D’Aosta region, Italy. *Journal of Cultural Heritage*, 16:779–789, 2015.
- Piano-Napoli. Piano di gestione del centro storico di napoli sito UNESCO. Technical report, Comune di Napoli, Napoli, Italia, 2011.
- William Rees and Mathis Wackernagel. Urban ecological footprints: why cities cannot be sustainable—and why they are a key to sustainability. *Environmental impact assessment review*, 16(4-6):223–248, 1996.

- B. Roy. *Multicriteria Methodology for Decision Aiding*. Kluwer Academic Publishers, Dordrecht, The Netherlands, 1996.
- B. Roy and D. Bouyssou. *Aide Multicritère à la Décision : Méthodes et Cas*. Economica, Paris, France, 1993.
- B. Roy and Ph. Vincke. Relational systems of preference with one or more pseudo-criteria: Some new concepts and results. *Management Science*, 30:1323–1335, 1984.
- B. Roy, J-R. Figueira, and J. Almeida-Dias. Discriminating thresholds as a tool to cope with imperfect knowledge in multiple criteria decision aiding: Theoretical results and practical issues. *OMEGA, The International Journal of Management Science*, 43:9–20, 2014.
- Bernard Roy. A missing link in or-da: Robustness analysis. *Foundations of Computing and Decision Sciences*, 23(3):141–160, 1998.
- Bernard Roy. Robustness in operational research and decision aiding: A multi-faceted issue. *European Journal of Operational Research*, 200(3):629–638, 2010a.
- Bernard Roy. Two conceptions of decision aiding. *International Journal of Multicriteria Decision Making*, 1(1):74–79, 2010b.
- A. Salo, J. Keisler, and A. Morton. An invitation to portfolio decision analysis. In A. Salo, J. Keisler, and A. Morton, editors, *Portfolio Decision Analysis*, pages 3–27. Springer Science + Business Media, Inc., 2011.
- A.A. Tarragüel, B. Krol, and C. Van Westen. Analysing the possible impact of landslides and avalanches on cultural heritage in upper Svaneti, Georgia. *Journal of Cultural Heritage*, 13(4):453–461, 2012.
- Lanka Thabrew, Arnim Wiek, and Robert Ries. Environmental decision making in multi-stakeholder contexts: applicability of life cycle thinking in development planning and implementation. *Journal of Cleaner Production*, 17(1):67–76, 2009.
- T.H. Tuan and S. Navrud. Capturing the benefits of preserving cultural heritage. *Journal of Cultural Heritage*, 9(3):326–337, 2008.
- V. Vasile, M-R. Surugiu, and A. Stroe. Innovative valuing of the cultural heritage assets. Economic implication on local employability, small entrepreneurship development and social inclusion. *Procedia-Social and Behavioral Sciences*, 188:16–26, 2015.
- L. Veldpaus, A. Pereira, and B. Colenbrander. Urban heritage: Putting the past into the future. *The Historic Environment: Policy & Practice*, 4(1):3–18, 2013.
- H-J. Wang and Z-T. Zeng. A multi-objective decision-making process for reuse selection of historic buildings. *Expert Systems with Applications*, 37:1241–1249, 2010.
- E. Waterton. *Heritage and Community Engagement*, pages 53–67. Springer Science+Business, Inc., New York, NY, USA, 2015.
- E.H.K. Yung and E.H.W Chan. Evaluation for the conservation of historic buildings: Differences between the laymen, professionals and policy makers. *Facilities*, 31(11-12):542–564, 2013.