

Two simple textures of the magic neutrino mass matrix

Kanwaljeet S. Channey^{*1,2} and Sanjeev Kumar^{†1}

¹Department of Physics and Astrophysics, University of Delhi, Delhi, 110007, India.

²Department of Physics, University Institute of Sciences, Chandigarh University, Mohali, Punjab 140413, India.

Abstract

The Tri-Bimaximal (TBM) mixing predicts a vanishing θ_{13} . This can be attributed to the inherited $\mu - \tau$ symmetry of TBM mixing. We break its $\mu - \tau$ symmetry by adding a complex magic matrix with one variable to TBM neutrino mass matrix with one vanishing eigenvalue. We present two such textures and study their phenomenological implications.

In the Standard Model of electroweak and strong interactions, neutrino flavor states ν_l ($l = e, \mu, \tau$) are the states which form weak doublets with the corresponding charged lepton states l :

$$j^\mu = \bar{l}\gamma^\mu(1 - \gamma_5)\nu_l. \quad (1)$$

These neutrino states ν_l are the coherent combinations of the neutrino mass states ν_i ($i = 1, 2, 3$) which are also the eigenstates of the Hamiltonian in vacuum. Neutrino flavor and mass states are related by the relation

$$\nu_l = U_{\text{PMNS}}\nu_i, \quad (2)$$

where U_{PMNS} is the unitary matrix called Pontecorvo-Maki-Nakagawa-Sakata mixing matrix. By convention, PMNS mixing matrix is defined as

$$U_{\text{PMNS}} = \begin{pmatrix} c_{12}c_{13} & s_{12}c_{13} & s_{13}e^{-i\delta} \\ -s_{12}c_{23} - c_{12}s_{23}s_{13}e^{i\delta} & c_{12}c_{23} - s_{12}s_{23}s_{13}e^{i\delta} & s_{23}c_{13} \\ s_{12}s_{23} - c_{12}c_{23}s_{13}e^{i\delta} & -c_{12}s_{23} - s_{12}c_{23}s_{13}e^{i\delta} & c_{23}c_{13} \end{pmatrix} \quad (3)$$

where $s_{ij} = \sin\theta_{ij}$, $c_{ij} = \cos\theta_{ij}$ ($i, j = 1, 2, 3$) and δ is the Dirac type CP violating phase.

In the flavor basis, where lepton mass matrix is diagonal, the neutrino mass matrix M_ν is related with the unitary mixing matrix and the complex neutrino masses $m_d = \text{diag}(m_1, m_2e^{2i\alpha}, m_3e^{2i\beta})$ by the relation

$$M_\nu = U_{\text{PMNS}}^* m_d U_{\text{PMNS}}^\dagger, \quad (4)$$

where α and β are the Majorana phases. While analyzing the experimental results on neutrino mixing and mass matrices, we can often look for some particular features like equalities [1, 2], zeros [3, 4, 5, 6, 7, 8, 9, 10, 11, 12], hybrids of zeros and equalities [13, 14, 15, 16, 17], zero trace [18], or some other pattern [19, 20, 21, 22] in their elements.

Harrison, Perkins and Scott proposed one such type of mixing matrix [23] which had ν_2 trimaximally mixed and ν_3 bimaximally mixed. Hence, they named it Tri-Bimaximal (TBM) mixing. The TBM mixing matrix is

$$U_{\text{TBM}} = \begin{pmatrix} \sqrt{\frac{2}{3}} & \frac{1}{\sqrt{3}} & 0 \\ -\sqrt{\frac{1}{6}} & \frac{1}{\sqrt{3}} & \frac{1}{\sqrt{2}} \\ -\sqrt{\frac{1}{6}} & \frac{1}{\sqrt{3}} & -\frac{1}{\sqrt{2}} \end{pmatrix}. \quad (5)$$

^{*}kjschanney@outlook.com

[†]sanjeevkumarverma@outlook.in

The mass matrix M_{TBM} corresponding to U_{TBM} can be written by using Eq. (4)

$$M_{\text{TBM}} = \begin{pmatrix} a & b & b \\ b & a+d & b-d \\ b & b-d & a+d \end{pmatrix}. \quad (6)$$

TBM mixing matrix predicts $\sin^2 \theta_{13} = 0$, $\sin^2 \theta_{12} = \frac{1}{3}$ and $\sin^2 \theta_{23} = \frac{1}{2}$. Mixing angles θ_{12} and θ_{23} are in agreement at 3σ with their experimental values, $\sin^2 \theta_{12} = 0.306^{+0.012}_{-0.012}$ and $\sin^2 \theta_{23} = 0.441^{+0.027}_{-0.021}$, provided by the latest global fit of the neutrino experimental data [24].

Another parametrization of the mixing matrix was given in Ref. [25]. In this parametrization, the mixing matrix was expressed as expansion in powers of the deviations of reactor, solar and atmospheric mixing angles from their TBM value. Let r , s , and a are the real parameters which give deviations to the reactor, solar and atmospheric mixing angles from their TBM values:

$$\sin \theta_{13} = \frac{r}{\sqrt{2}}, \quad \sin \theta_{12} = \frac{1}{\sqrt{3}}(1+s), \quad \sin \theta_{23} = \frac{1}{\sqrt{2}}(1+a). \quad (7)$$

Since the parameters r , s , and a are very small, we can expand the mixing matrix about U_{TBM} in the powers of r , s , and a . We present here the mixing matrix to the first order in r , s , and a

$$U_p \approx \begin{pmatrix} \sqrt{\frac{2}{3}}(1-\frac{1}{2}s) & \frac{1}{\sqrt{3}}(1+s) & \frac{1}{\sqrt{2}}re^{i\delta} \\ -\frac{1}{\sqrt{6}}(1+s-a+re^{i\delta}) & \frac{1}{\sqrt{3}}(1-\frac{1}{2}s-a-\frac{1}{2}re^{i\delta}) & \frac{1}{\sqrt{2}}(1+a) \\ \frac{1}{\sqrt{6}}(1+s+a-re^{i\delta}) & -\frac{1}{\sqrt{3}}(1-\frac{1}{2}s+a-\frac{1}{2}re^{i\delta}) & \frac{1}{\sqrt{2}}(1-a) \end{pmatrix}. \quad (8)$$

The mixing angle θ_{13} is non zero as measured by the recent experiments: T2K[26], Daya Bay[27], RENO[28] and DOUBLE CHOOZ[29]. This leads to the realization that although TBM ansatz is ruled out by the experiments, it can still be used as leading order contribution to the neutrino mass matrix. We can add perturbations to M_{TBM} so as to generate the non-zero θ_{13} . TBM mass matrix obeys both the magic symmetry and the $\mu - \tau$ exchange symmetry. Magic symmetry means sum of the elements of each row and column of mass matrix remains the same, whereas $\mu - \tau$ exchange symmetry means that the neutrino mass matrix is invariant under the simultaneous interchange of its second and third ($\mu - \tau$) indices.

A neutrino mass matrix that is invariant under magic symmetry and $\mu - \tau$ exchange symmetry predicts maximal θ_{23} and vanishing θ_{13} . These predictions are very close to the present neutrino oscillation data. This indicates that we can satisfy the present experimental data by introducing small perturbations to the magic mass matrix. Magic symmetry also provides sum rules between the mixing angles due to trimaximal structure of ν_2 [30] which in return reduces the number of free parameters. These sum rules can be tested at the future neutrino oscillation experiments.

In the present paper, we propose two simple textures of M_{magic} that break the $\mu - \tau$ symmetry of TBM neutrino mass matrix but preserve its magic symmetry. These textures can be written as

$$M_{\text{magic}}^i = M_{\text{TBM}} + M'_i, \quad (i = a, b) \quad (9)$$

The $\mu - \tau$ breaking term M'_i in these textures is function of only one complex variable $\eta = ze^{i\chi}$. To reduce the number of independent variables, in our study we have considered the M_{TBM} with vanishing lowest eigenvalue. This assumption will lead to the condition that $b = a$ in the Eq. 6. Forms of M_{TBM} and M'_i ($i = a, b$) studied in the present work for normal hierarchy are:

$$M_{\text{TBM}} = \begin{pmatrix} a & a & a \\ a & a+d & a-d \\ a & a-d & a+d \end{pmatrix}, M'_a = \begin{pmatrix} 0 & 0 & \eta \\ 0 & 0 & \eta \\ \eta & \eta & -\eta \end{pmatrix}, M'_b = \begin{pmatrix} 0 & \eta & 0 \\ \eta & 0 & 0 \\ 0 & 0 & \eta \end{pmatrix}. \quad (10)$$

We then study the phenomenological implications for these textures of neutrino mass matrix.

While perturbing the TBM mass matrix by adding an extra matrix, we can break M_{TBM} in such a way that out of the two symmetries that it possesses, we break only one. Since $\mu - \tau$ symmetry predicts vanishing θ_{13} , preserving magic symmetry is a feasible choice.

If a transformation G_j of the neutrino fields leaves the neutrino mass matrix unchanged such that

$$G_j^T M_\nu G_j = M_\nu, \quad (11)$$

the transformation G_j is called a symmetry of mass matrix M_ν . The transformation matrix can be calculated using the relation, $G_j = 1 - u_j u_j^T$ ($j = 1, 2, 3$) where u_j is the column of matrix corresponding to the symmetry G_j . The transformation matrix corresponding to the magic symmetry is given below

$$G_2 = \begin{pmatrix} \frac{1}{3} & -\frac{2}{3} & -\frac{2}{3} \\ -\frac{2}{3} & \frac{1}{3} & -\frac{2}{3} \\ -\frac{2}{3} & -\frac{2}{3} & \frac{1}{3} \end{pmatrix}. \quad (12)$$

Therefore, a mass matrix M_{magic} that preserves the magic symmetry will obey the relation $G_2^T M_{\text{magic}} G_2 = M_{\text{magic}}$. Mixing matrix corresponding to such mass matrices will have their middle column same as that of U_{TBM} (trimaximal) and can be described in terms of two independent variables θ and ϕ

$$U_{\text{TM}} = \begin{pmatrix} \sqrt{\frac{2}{3}} \cos \theta & \frac{1}{\sqrt{3}} & \sqrt{\frac{2}{3}} \sin \theta \\ \frac{e^{i\phi} \sin \theta - \frac{\cos \theta}{\sqrt{3}}}{\sqrt{2}} & \frac{1}{\sqrt{3}} & \frac{-e^{i\phi} \cos \theta - \frac{\sin \theta}{\sqrt{3}}}{\sqrt{2}} \\ \frac{-\frac{\cos \theta}{\sqrt{3}} - e^{i\phi} \sin \theta}{\sqrt{2}} & \frac{1}{\sqrt{3}} & \frac{e^{i\phi} \cos \theta - \frac{\sin \theta}{\sqrt{3}}}{\sqrt{2}} \end{pmatrix}. \quad (13)$$

This mixing matrix, has a trimaximally mixed column leading to its nomenclature as trimaximal mixing. One of the general form for M_{magic} can be written as

$$M_{\text{magic}} = \begin{pmatrix} a & b & c \\ b & a+d & c-d \\ c & c-d & a+b-c+d \end{pmatrix}. \quad (14)$$

This mass matrix can be diagonalized by using the equation

$$M_d = U_{\text{TM}}^T M_{\text{magic}} U_{\text{TM}}. \quad (15)$$

The rationale of choosing the form of M_{magic} as given in Eq. (15) is that it reduces to M_{TBM} (Eq. (6)) for $c = b$. It is the difference of b and c that breaks the $\mu - \tau$ symmetry of M_{TBM} . Therefore, to break $\mu - \tau$ exchange symmetry and to generate non-zero θ_{13} , we can allow b and c to differ by a small amount (η).

The diagonal elements of M_d will give us neutrino masses and Majorana phases, whereas the off-diagonal elements, when equated to zero, will give the variables θ and ϕ of U_{TM} in terms of the parameters of M_{magic} . We can calculate the mixing angles in terms of θ and ϕ from the elements of $U = U_{\text{TM}}$ using the relations

$$\sin^2 \theta_{12} = \frac{|U_{12}|^2}{1 - |U_{13}|^2}, \quad \sin^2 \theta_{23} = \frac{|U_{23}|^2}{1 - |U_{13}|^2}, \quad \sin^2 \theta_{13} = |U_{13}|^2. \quad (16)$$

We can calculate the Dirac phase δ from the Jarlskog rephasing invariant measure of CP violation,

$$J = \text{Im}[U_{12} U_{23} U_{13}^* U_{22}^*], \quad (17)$$

using the relation,

$$J = c_{12} s_{12} c_{23} s_{23} c_{13}^2 s_{13} \sin \delta. \quad (18)$$

Neutrino masses and Majorana phases can be calculated from M_d using the following relations

$$|m_1| = |[M_d]_{11}|, \quad |m_2| = |[M_d]_{22}|, \quad |m_3| = |[M_d]_{33}|, \quad (19)$$

$$\alpha = \frac{1}{2} \arg \left(\frac{[M_d]_{22}}{[M_d]_{11}} \right), \quad \beta = \frac{1}{2} \arg \left(\frac{[M_d]_{33}}{[M_d]_{11}} \right). \quad (20)$$

We can write M_{magic} as the sum of M_{TBM} and a $\mu - \tau$ symmetry breaking term M' :

$$M_{\text{magic}} = M_{\text{TBM}} + M' \quad (21)$$

where M' is also invariant under G_2 . Looking at Eq. (14), we observe that we can write M_{magic} as sum of four matrices:

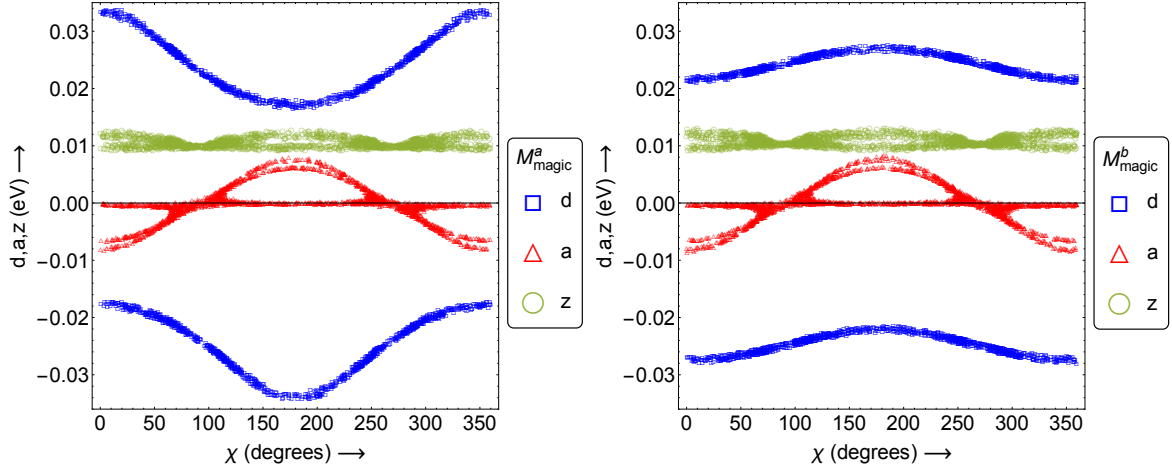


Figure 1: The allowed parameter space for a, b, z , and χ for the textures M_{magic}^a and M_{magic}^b .

$$M_{\text{magic}} = \begin{pmatrix} a & 0 & 0 \\ 0 & 0 & a \\ 0 & a & 0 \end{pmatrix} + \begin{pmatrix} 0 & 0 & 0 \\ 0 & d & -d \\ 0 & -d & d \end{pmatrix} + \begin{pmatrix} 0 & b & 0 \\ b & 0 & 0 \\ 0 & 0 & b \end{pmatrix} + \begin{pmatrix} 0 & 0 & c \\ 0 & 0 & c \\ c & c & -c \end{pmatrix}. \quad (22)$$

There are two ways to write M_{magic} as combination of M_{TBM} and M' as shown in Eq. (21). First is by considering $b = a$, $c = a + \eta$

$$M_{\text{magic}}^a = \begin{pmatrix} a & a & a \\ a & a+d & a-d \\ a & a-d & a+d \end{pmatrix} + \begin{pmatrix} 0 & 0 & \eta \\ 0 & 0 & \eta \\ \eta & \eta & -\eta \end{pmatrix} \quad (23)$$

and second is by considering $b = a + \eta$, $c = a$

$$M_{\text{magic}}^b = \begin{pmatrix} a & a & a \\ a & a+d & a-d \\ a & a-d & a+d \end{pmatrix} + \begin{pmatrix} 0 & \eta & 0 \\ \eta & 0 & 0 \\ 0 & 0 & \eta \end{pmatrix}, \quad (24)$$

where $\eta = ze^{i\chi}$ is responsible for the breaking of $\mu - \tau$ symmetry. The assumption $a = b$ in M_{TBM} results in vanishing lowest eigen value of M_{TBM} . We made this assumption to reduce the number of free parameters in M_{TBM} . This gives us the two textures studied in this paper given in Eq. (10) (M_{magic}^a and M_{magic}^b).

We can diagonalize these mass matrices by using Eq. (15) and obtain our predictions from Eqs. (16-20). Equating the nondiagonal entry $[m_d]_{13}$ with zero for these textures will give us predictions for the variables θ and ϕ in terms of a, d, z and χ .

For texture M_{magic}^a , the nondiagonal entry $[m_d]_{13}$, θ and ϕ are as follows:

$$[m_d]_{13} = \frac{1}{4}e^{-2i\phi} \left(2\sqrt{3}z \cos 2\theta e^{i(\chi+\phi)} - \frac{1}{4}e^{-2i\phi} (\sin 2\theta (4d + e^{i\chi}z(-3 + e^{2i\phi}))) \right), \quad (25)$$

$$\tan \phi = -\frac{d \tan \chi}{d - z \sec \chi}, \quad (26)$$

$$\tan 2\theta = -\frac{2\sqrt{3}z \cos(\phi - \chi)}{-4d \cos 2\phi - z(\cos \chi - 3 \cos(2\phi - \chi))}. \quad (27)$$

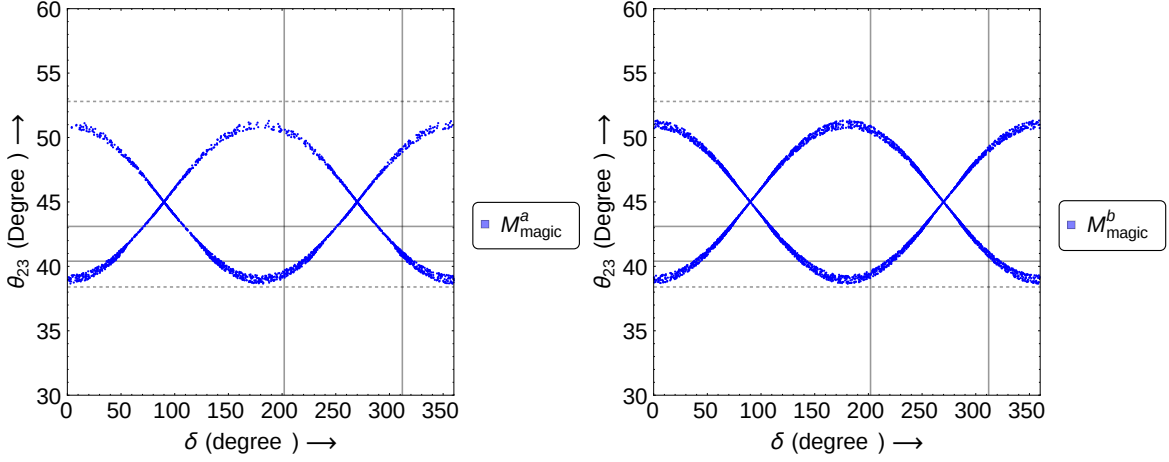


Figure 2: The correlations between atmospheric angle θ_{23} and CP violating phase δ for both the textures M_{magic}^a and M_{magic}^b . Here dashed lines represent the 3σ experimental range and solid lines represent the 1σ experimental range.

For texture M_{magic}^b we obtain the following relations for $[m_d]_{13}$, θ and ϕ :

$$[m_d]_{13} = \frac{1}{4}e^{-2i\phi} \left(-\sin 2\theta (4d + e^{i\chi}z (1 + e^{2i\phi})) \right) \quad (28)$$

$$- \frac{1}{4}e^{-2i\phi} \left(2\sqrt{3}z \cos 2\theta e^{i(\chi+\phi)} \right), \quad (29)$$

$$\phi = -\chi, \quad (30)$$

$$\tan 2\theta = \frac{\sqrt{3}z \cos(\phi - \chi)}{-2d \cos 2\phi - z \cos \phi \cos(\phi - \chi)}. \quad (31)$$

Corresponding mixing angles and Dirac type CP violating phase then can be calculated from these θ and ϕ by using the following relations

$$\sin^2 \theta_{12} = \frac{1}{3 - 2 \sin^2 \theta}, \quad (32)$$

$$\sin^2 \theta_{23} = \frac{1}{2} \left(1 + \frac{\sqrt{3} \sin 2\theta \cos \phi}{3 - 2 \sin^2 \theta} \right), \quad (33)$$

$$\sin^2 \theta_{13} = \frac{2 \sin^2 \theta}{3}, \quad (34)$$

$$\csc^2 \delta = \csc^2 \phi - \frac{3 \sin^2 2\theta \cot^2 \phi}{(3 - 2 \sin^2 \theta)^2}. \quad (35)$$

Substituting the values of θ and ϕ in terms of a , b , z and χ in $[m_d]_{11}$, $[m_d]_{22}$ and $[m_d]_{33}$, we can obtain the three neutrino masses (m_1 , m_2 and m_3) and the Majorana phases (α and β) using Eqs. (19, 20), where

Table 1: Experimental values of the oscillation parameters. Experimental bounds of θ_{23} are not used in the present Monte Carlo analysis.

Parameters	3σ range
$\Delta m_{12}^2/(10^{-5})eV^2$	$7.03 \rightarrow 8.09$
$\Delta m_{23}^2/(10^{-3})eV^2$	$2.407 \rightarrow 2.643$
$\theta_{13}/^\circ$	$7.99 \rightarrow 8.90$
$\theta_{12}/^\circ$	$31.38 \rightarrow 35.99$
$\theta_{23}/^\circ$	$38.4 \rightarrow 52.8$

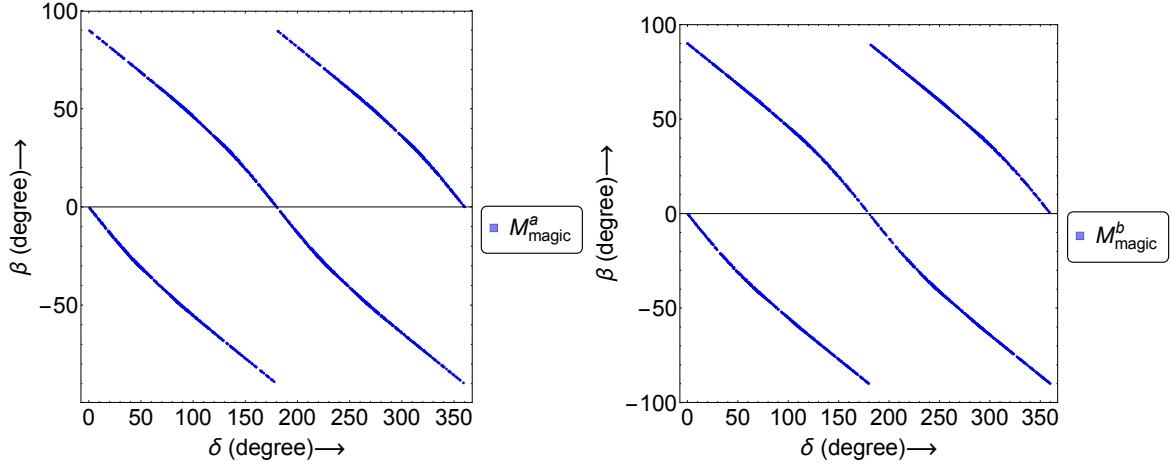


Figure 3: Variation of β with δ for both the textures M_{magic}^a and M_{magic}^b .

$$[m_d]_{11} = -\frac{1}{2}e^{-2i\phi} (\sin^2 \theta (-4d + 3e^{i\chi}z)) \quad (36)$$

$$-\frac{1}{2}e^{-2i\phi} \left(\left(2\sqrt{3}z \cos \theta e^{i(\chi+\phi)} \right) + z \cos^2 \theta e^{i(\chi+2\phi)} \right), \quad (37)$$

$$[m_d]_{22} = 3a + e^{i\chi}z, \quad (38)$$

and

$$[m_d]_{33} = \frac{1}{2}e^{-2i\phi} (\cos^2 \theta (4d - 3e^{i\chi}z)) \quad (39)$$

$$+ \frac{1}{2}e^{-2i\phi} \left(z \sin \theta e^{i(\chi+\phi)} \left(2\sqrt{3} \cos \theta - e^{i\phi} \sin \theta \right) \right). \quad (40)$$

Similarly, for texture M_{magic}^b , we have

$$[m_d]_{11} = \frac{1}{2}e^{-2i\phi} \left(\sin^2 \theta (4d + e^{i\chi}z) + \sqrt{3}z \sin 2\theta e^{i(\chi+\phi)} \right) \quad (41)$$

$$+ \frac{1}{2}e^{-2i\phi} \left(z \cos^2 \theta \left(-e^{i(\chi+2\phi)} \right) \right), \quad (42)$$

$$[m_d]_{22} = 3a + e^{i\chi}z, \quad (43)$$

and

$$[m_d]_{33} = \frac{1}{2}e^{-2i\phi} (\cos^2 \theta (4d + e^{i\chi}z)) \quad (44)$$

$$- \frac{1}{2}e^{-2i\phi} \left(z \sin \theta e^{i(\chi+\phi)} \left(2\sqrt{3} \cos \theta + e^{i\phi} \sin \theta \right) \right). \quad (45)$$

These relations give us the three neutrino masses and two Majorana phases from Eqs. (19, 20).

Table 2: Allowed ranges of the parameters of mass matrix.

Parameters	Allowed 3σ range	
	M_{magic}^a	M_{magic}^b
a	[-0.008,0.008]	[-0.008,0.008]
d	[0.016,0.034] \cup [-0.034,-0.016]	[0.021,0.027] \cup [-0.027,-0.021]
z	[0.009,0.013]	[0.009,0.013]

Current neutrino experiments cannot observe the three neutrino masses directly. β -decay experiments [31] are sensitive to the effective neutrino mass m_β given as

$$m_\beta^2 = m_1^2 |U_{e1}|^2 + m_2^2 |U_{e2}|^2 + m_3^2 |U_{e3}|^2. \quad (46)$$

The effective neutrino mass $m_{\beta\beta}$ given as

$$m_{\beta\beta} = |m_1 U_{e1}^2 + m_2 U_{e2}^2 + m_3 U_{e3}^2|. \quad (47)$$

can be measured in the neutrino-less double β -decay experiments [32].

We can obtain the parameters r, s , and a defined in Eq. (7) in terms of θ and ϕ by comparing the values of mixing angles given in Eq. (32-35) with Eq. (7). These relations are given as follows

$$r = \frac{2}{\sqrt{3}} \sin \theta, \quad (48)$$

$$s = \frac{1}{\sqrt{1 - \frac{2}{3} \sin^2 \theta}} - 1, \quad (49)$$

$$a = \sqrt{1 + \left(\frac{\sqrt{3} \sin 2\theta \cos \phi}{3 - 2 \sin^2 \theta} \right)} - 1. \quad (50)$$

$$(51)$$

We perform a Monte Carlo analysis for these two textures by generating the variables a, d, z and χ using uniform random distributions. The parameter space of these variables is restricted by imposing the experimental constraints [33] on $\Delta m_{12}^2 = m_2^2 - m_1^2$, $\Delta m_{23}^2 = m_3^2 - m_2^2$, θ_{12} and θ_{23} at 3σ C. L. These ranges are shown in Tab. 1. The allowed parameter space for a, d, z and χ is displayed in Fig. 1 and the allowed ranges can be read from Tab. 2. The correlation plots between θ_{23} and δ are presented in Fig. 2 for both the textures. Here, θ_{23} is well within the experimental range at 3σ ($[38.4, 52.8]$, shown as horizontal dashed lines) for both the textures. However, for 1σ range of θ_{23} , we find that only allowed ranges for δ are $[215 - 251]$ and $[287 - 312]$ ruling out $\delta = [250 - 286]$. At 3σ , for both the textures, δ should be either 90° or 270° for a maximal θ_{23} . The value of δ shifts towards 0° or 180° when θ_{23} takes its extreme values around 38° or 51° . This feature is testable at the experiments like NO ν A [34] and T2K [26]. The degeneracy in the Fig. 2 is because of the contributions of positive and negative values of the parameters a and d . The allowed values of these parameters can be positive or negative and contribute to the different branches of this figure.

The correlation between the phases δ and β is displayed in Fig. 3 and that between α and β is shown in Fig. 4. Variation of m_β and $m_{\beta\beta}$ with CP violating phase δ is presented in Fig. 5 and 6 respectively.

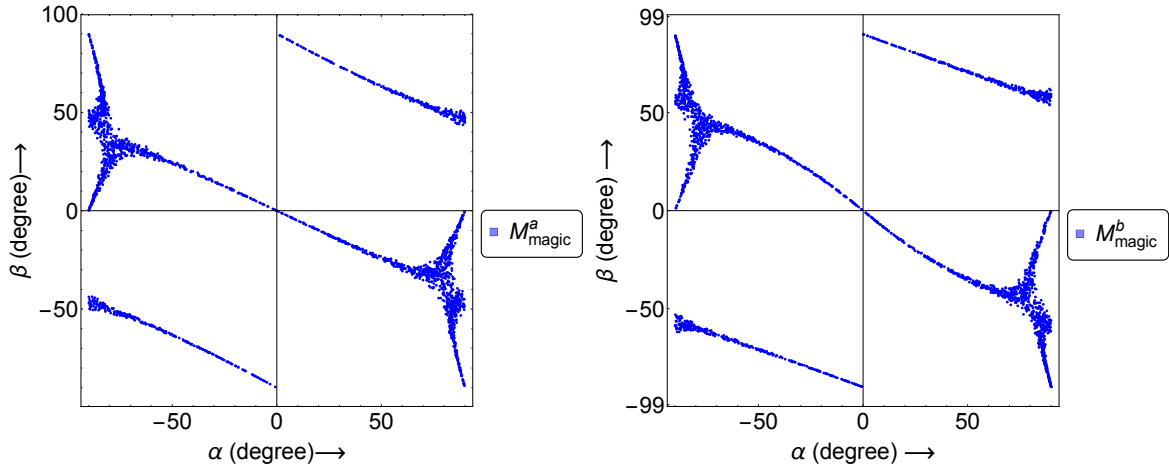


Figure 4: Correlation between majorana phases α and β for both the textures M_{magic}^a and M_{magic}^b .

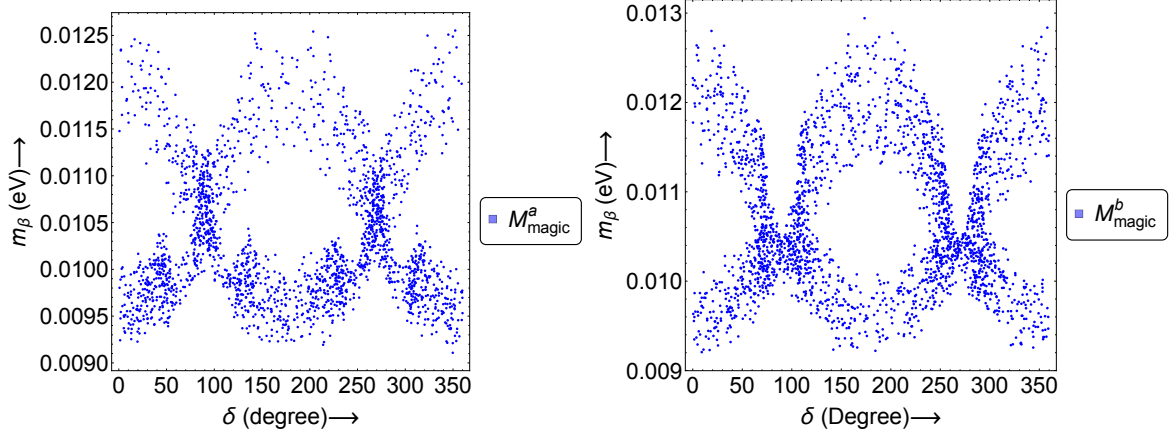


Figure 5: Variation of m_β with δ for both the textures M_{magic}^a and M_{magic}^b .

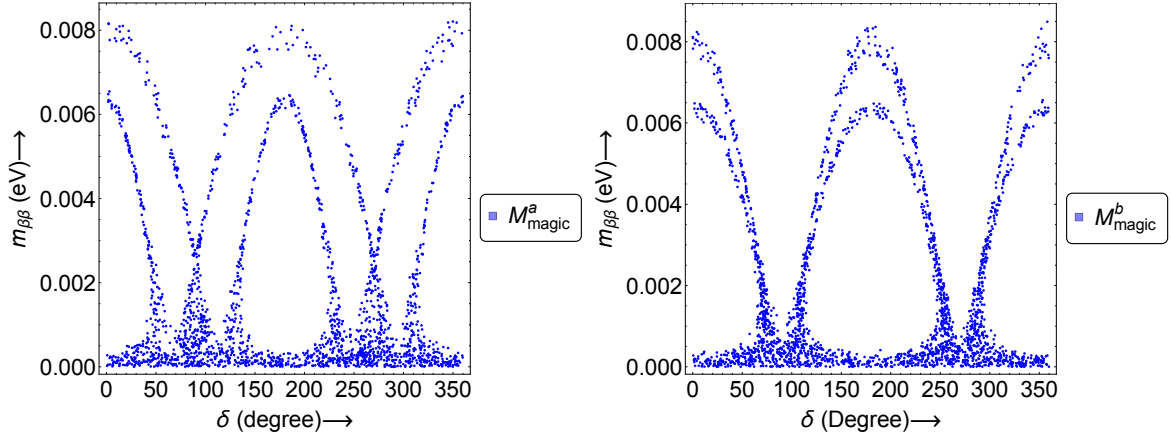


Figure 6: Variation of $m_{\beta\beta}$ with δ for both the textures M_{magic}^a and M_{magic}^b .

From Fig. 5, 6 and 7, it is clear that our predictions for m_β and $m_{\beta\beta}$ are very small as compared to the sensitivities of the near future β -decay experiments like KATRIN [31, 35], Project 8 [36] and double β -decay experiment EXO-200 [37], KamLAND-Zen [38]. If any of these experiments will be successful in measuring the m_β or $m_{\beta\beta}$, our textures will be ruled out. Correlations between the mixing angles for fixed values of δ (0, 45, 90, 135, 180, 225, 270, 315, 360) are given in the Fig. 9. Here the plots for $(\delta, \delta + 180)$ are identical. Similarly, the plots for $(\delta + 45, \delta + 135, \delta + 225, \delta + 315)$ and $(\delta + 90, \delta + 270)$ are same. The solid lines represent the 1σ experimental range and dashed lines represents the 3σ experimental range.

We have constructed the textures M_{magic}^a and M_{magic}^b for normal hierarchy with vanishing lowest eigenvalue of M_{TBM} . We can obtain similar textures for neutrino masses with inverted hierarchy which can also be written as $M_{\text{magic}}^i = M_{\text{TBM}} + M'_i$. Assuming that M_{TBM} has lowest vanishing eigen value, the forms of M_{TBM} and M'_i for the inverted hierarchy case are as follows:

$$M_{\text{TBM}} = \begin{pmatrix} a & a+2d & a+2d \\ a+2d & a+d & a+d \\ a+2d & a+d & a+d \end{pmatrix}, M'_a = \begin{pmatrix} 0 & 0 & \eta \\ 0 & 0 & \eta \\ \eta & \eta & -\eta \end{pmatrix}, M'_b = \begin{pmatrix} 0 & \eta & 0 \\ \eta & 0 & 0 \\ 0 & 0 & \eta \end{pmatrix}. \quad (52)$$

However, as shown in the Fig. 8, we find that the experimental ranges for the mixing angle θ_{13} and the ratio $\Delta m_{12}^2/|\Delta m_{23}^2|$ cannot be satisfied simultaneously for the inverted hierarchy case. Thus, the corresponding textures with inverted hierarchy are ruled out.

In one of our previous study [39], we had demonstrated the idea that viable textures TM_1 and TM_2 of the neutrino mass matrix can be created which are modifications of the mass matrix corresponding to TBM mixing. We did not provide any rationale to these textures. However in the present work, we

propose a systematic method to modify the neutrino mass matrix corresponding to the TBM mixing M_{TBM} . We modify the M_{TBM} by breaking $\mu - \tau$ symmetry but preserving the magic symmetry. We generate two such textures M_{magic}^a and M_{magic}^b . The texture M_2 of our previous study and the texture M_{magic}^b of our present study are related by $\mu - \tau$ exchange symmetry resulting in identical predictions for these textures. The another texture M_1 of the previous study did not preserve either $\mu - \tau$ symmetry or the magic symmetry. Similarly the texture M_{magic}^a of our current study is different from any of the previously proposed textures as can be seen by comparing the Fig. 1, 5, 6 and 7 of the present manuscript.

In conclusion, we have investigated two simple textures of the neutrino mass matrix with magic symmetry. These textures can be written as combination of TBM mass matrix with a vanishing eigenvalue and a simple perturbation matrix with one complex parameter preserving the magic symmetry. These textures have four real parameters: a , d , z , and χ . We find the allowed ranges for these parameters and present the resulting correlations between θ_{23} and δ . We find that δ should be around 90° or 270° for maximal θ_{23} mixing for both textures. When θ_{23} is around 40° or 50° , δ can take values near 0° or 180° . Such correlations are generic features of magic symmetry and are testable at future neutrino experiments like NO ν A and T2K. Our textures have definite predictions for m_β [31, 35, 36, 40, 41] and $m_{\beta\beta}$ [42, 43, 44] which can be tested at β -decay and neutrino-less double β -decay experiments.

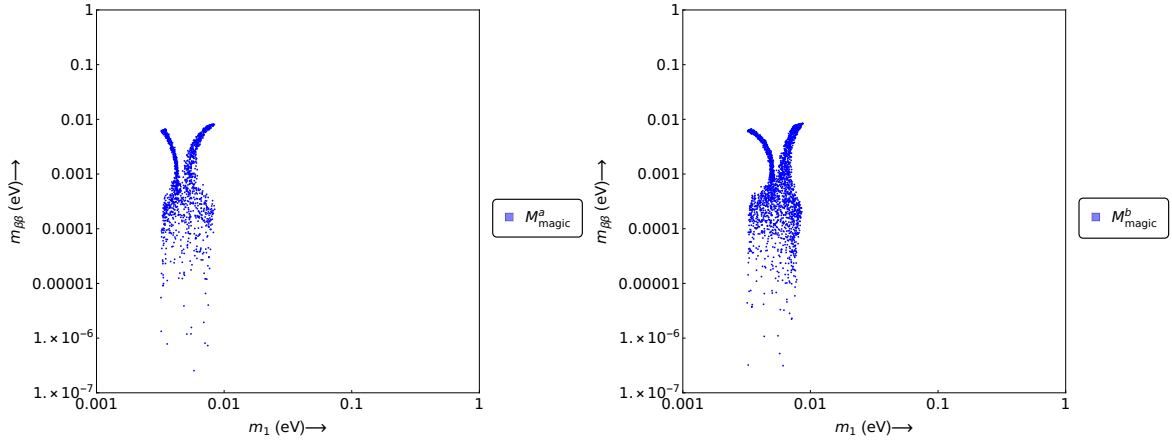


Figure 7: Variation of $m_{\beta\beta}$ with m_1 for both the textures M_{magic}^a and M_{magic}^b .

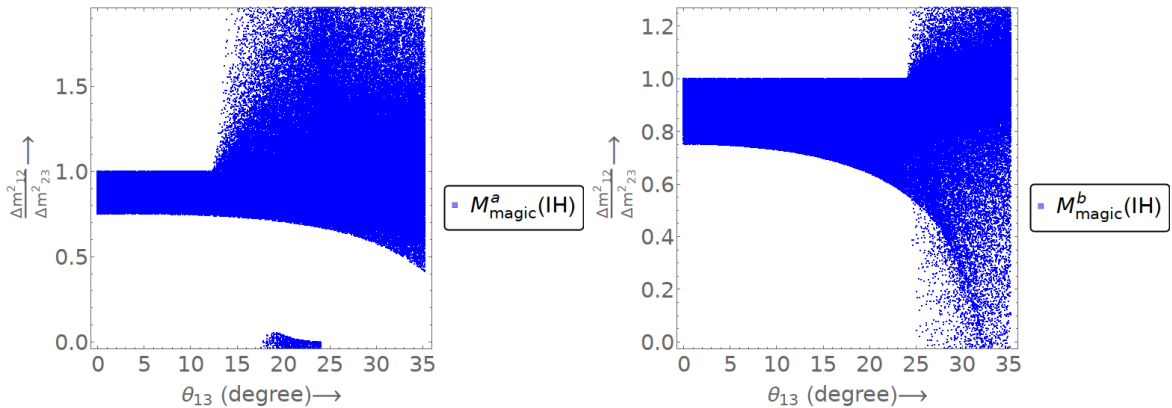


Figure 8: Variation of $\frac{\Delta m_{21}^2}{\Delta m_{23}^2}$ with θ_{13} for both the textures M_{magic}^a and M_{magic}^b assuming inverted hierarchy of neutrino masses.

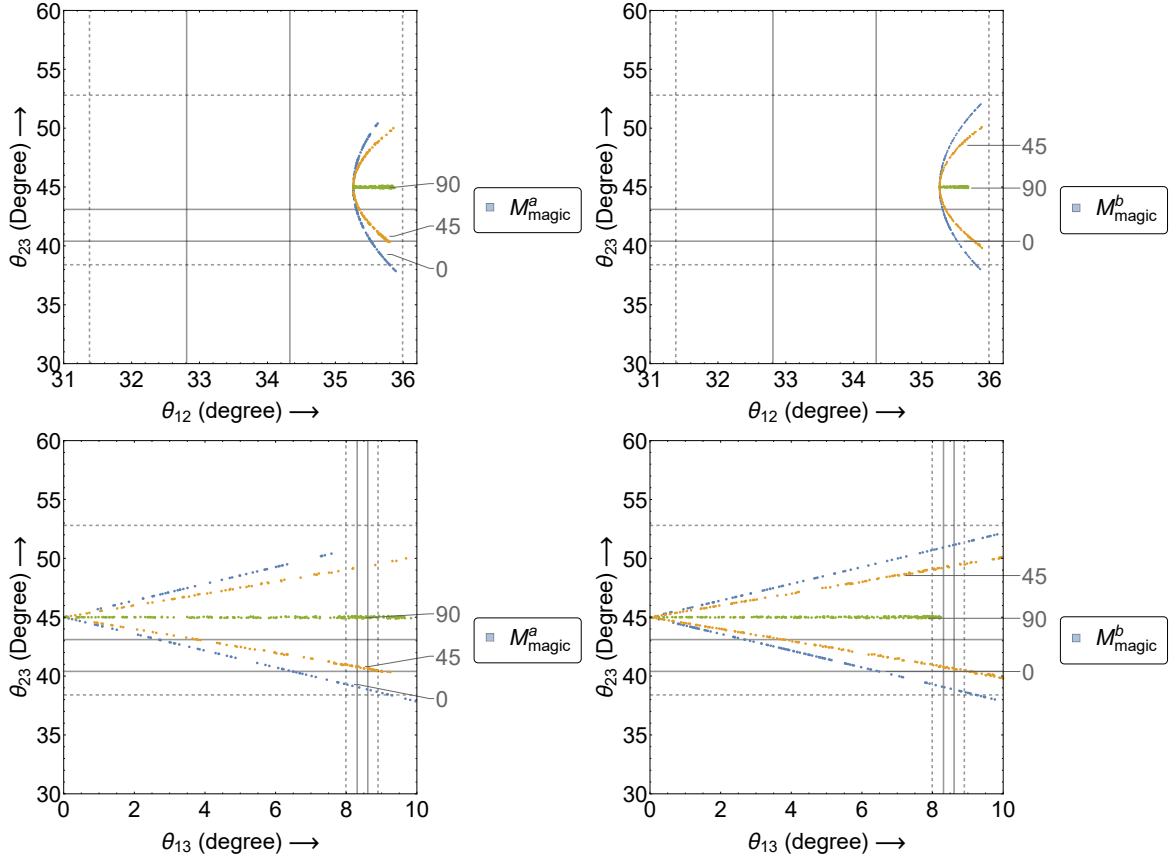


Figure 9: Corrections between the mixing angles corresponding a fixed value of δ for both M^a_{magic} (first column) and M^b_{magic} (second column). Here solid lines represent the 1σ experimental range and dashed lines represent the 3σ experimental range.

References

- [1] S. Dev, R. R. Gautam, L. Singh, Neutrino Mass Matrices with Two Equalities Between the Elements or Cofactors, *Physical Review D* 87 (7) (2013) 073011.
- [2] J. Han, R. Wang, W. Wang, X.-N. Wei, Neutrino mass matrices with one texture equality and one vanishing neutrino mass.
- [3] P. H. Frampton, S. L. Glashow, D. Marfatia, Zeroes of the Neutrino Mass Matrix, *Physics Letters B* 536 (1-2) (2002) 79–82.
- [4] W. Grimus, A. S. Joshipura, L. Lavoura, M. Tanimoto, Symmetry realization of texture zeros, *European Physical Journal C* 36 (2) (2004) 227–232.
- [5] A. Merle, W. Rodejohann, Elements of the neutrino mass matrix: Allowed ranges and implications of texture zeros, *Physical Review D* 73 (7) (2006) 1–11.
- [6] S. Dev, S. Kumar, S. Verma, S. Gupta, Phenomenology of two-texture zero neutrino mass matrices, *Physical Review D* 76 (1) (2007) 013002.
- [7] S. Dev, S. Kumar, S. Verma, S. Gupta, Phenomenological implications of a class of neutrino mass matrices, *Nuclear Physics B* 784 (1-2) (2007) 103–117.
- [8] H. Fritzsch, Z. Z. Xing, S. Zhou, Two-zero textures of the Majorana neutrino mass matrix and current experimental tests, *Journal of High Energy Physics* 2011 (9) (2011) 83.
- [9] W. Grimus, P. O. Ludl, Two-parameter neutrino mass matrices with two texture zeros, *Journal of Physics G: Nuclear and Particle Physics* 40 (5) (2013) 055003.
- [10] G. Blankenburg, D. Meloni, Fine-tuning and naturalness issues in the two-zero neutrino mass textures, *Nuclear Physics B* 867 (3) (2013) 749–762.
- [11] J. Liao, D. Marfatia, K. Whisnant, Texture and cofactor zeros of the neutrino mass matrix, *Journal of High Energy Physics* 2014 (9) (2014) 13.
- [12] B. Dziewit, J. Holeczek, M. Richter, S. Zając, M. Zralek, Texture zeros in neutrino mass matrix, *Physics of Atomic Nuclei* 80 (2) (2017) 353–357.
- [13] S. Kaneko, H. Sawanaka, M. Tanimoto, Hybrid Textures of Neutrinos, *Journal of High Energy Physics* 2005 (08) (2005) 073–073.
- [14] S. Goswami, S. Khan, A. Watanabe, Hybrid textures in minimal seesaw mass matrices, *Physics Letters B* 693 (3) (2008) 249–254.
- [15] S. Dev, S. Verma, S. Gupta, Phenomenological Analysis of Hybrid Textures of Neutrinos, *Physics Letters B* 687 (1) (2009) 53–60.
- [16] S. Dev, S. Gupta, R. R. Gautam, Parallel hybrid textures of lepton mass matrices, *Physical Review D* 82 (7) (2010) 073015.
- [17] R. Kalita, D. Borah, Hybrid Textures of Neutrino Mass Matrix under the Lamppost of Latest Neutrino and Cosmology Data, *International Journal of Modern Physics A* 31 (06) (2015) 1650008.
- [18] X. G. He, A. Zee, Neutrino masses with 'zero sum' condition: $m(\nu(1)) + m(\nu(2)) + m(\nu(3)) = 0$, *Physical Review D* 68 (3) (2003) 037302.
- [19] L. Lavoura, Zeros of the inverted neutrino mass matrix, *Physics Letters B* 609 (3-4) (2005) 317–322.
- [20] E. I. Lashin, N. Chamoun, Zero minors of the neutrino mass matrix, *Physical Review D* 78 (7) (2007) 073002.
- [21] E. I. Lashin, N. Chamoun, One vanishing minor in the neutrino mass matrix, *Physical Review D* 80 (9) (2009) 093004.

- [22] W. Wang, Neutrino mass textures with one vanishing minor and two equal cofactors, The European Physical Journal C 73 (9) (2013) 2551.
- [23] P. Harrison, D. Perkins, W. Scott, Tri-bimaximal mixing and the neutrino oscillation data, Physics Letters B 530 (1-4) (2002) 167–173.
- [24] I. Esteban, M. C. Gonzalez-Garcia, M. Maltoni, I. Martinez-Soler, T. Schwetz, Updated fit to three neutrino mixing: exploring the accelerator-reactor complementarity, Journal of High Energy Physics 2017 (1) (2016) 30.
- [25] S. F. King, Parameterizing the lepton mixing matrix in terms of deviations from tri-bimaximal mixing, Physics Letters B 659 (1 - 2) (2008) 244–251.
- [26] K. Abe, et al., Indication of Electron Neutrino Appearance from an Accelerator-produced Off-axis Muon Neutrino Beam, Phys. Rev. Lett. 107 (2011) 041801. [arXiv:1106.2822](#).
- [27] F. P. An, et al., Observation of electron-antineutrino disappearance at Daya Bay, Phys. Rev. Lett. 108 (2012) 171803. [arXiv:1203.1669](#).
- [28] J. K. Ahn, et al., Observation of Reactor Electron Antineutrino Disappearance in the RENO Experiment, Phys. Rev. Lett. 108 (2012) 191802. [arXiv:1204.0626](#).
- [29] Y. Abe, et al., Indication of Reactor $\bar{\nu}_e$ Disappearance in the Double Chooz Experiment, Phys. Rev. Lett. 108 (2012) 131801. [arXiv:1112.6353](#).
- [30] C. Lam, Magic neutrino mass matrix and the BjorkenHarrisonScott parameterization, Physics Letters B 640 (5-6) (2006) 260–262.
- [31] G. Drexlin, V. Hannen, S. Mertens, C. Weinheimer, Current Direct Neutrino Mass Experiments, Adv. High Energy Phys. 2013 (2013) 1–39.
- [32] W. Rodejohann, Neutrinoless double beta decay and neutrino physics, J. Phys. G 39 (12) (2012) 124008.
- [33] I. Esteban, M. C. Gonzalez-Garcia, M. Maltoni, I. Martinez-Soler, T. Schwetz, Updated fit to three neutrino mixing: exploring the accelerator-reactor complementarity, Journal of High Energy Physics 2017 (1) (2017) 87.
- [34] P. Adamson, et al., First measurement of electron neutrino appearance in NOvA, Phys. Rev. Lett. 116 (15) (2016) 151806. [arXiv:1601.05022](#).
- [35] M. Arenz, et al., First transmission of electrons and ions through the KATRIN beamline [arXiv:1802.04167](#).
- [36] A. A. Esfahani, et al., Determining the neutrino mass with cyclotron radiation emission spectroscopy Project 8, Journal of Physics G: Nuclear and Particle Physics 44 (5) (2017) 054004.
- [37] J. B. Albert, et al., First search for Lorentz and CPT violation in double beta decay with EXO-200, Phys. Rev. D 93 (7) (2016) 072001.
- [38] A. Gando, et al., Search for Majorana Neutrinos Near the Inverted Mass Hierarchy Region with KamLAND-Zen, Phys. Rev. Lett. 117 (8) (2016) 082503.
- [39] K. S. Channey, S. Kumar, Phenomenological implications of two simple modifications to Tri-Bimaximal mixing, Modern Physics Letters A 32 (26) (2017) 1750137. [arXiv:1708.03473](#).
- [40] D. Abdurashitov, et al., The current status of “Troitsk nu-mass” experiment in search for sterile neutrino, Journal of Instrumentation 10 (10) (2015) T10005–T10005.
- [41] F. Fraenkle, Status of the neutrino mass experiments KATRIN and Project 8, PoS EPS-HEP2015 (2015) 084.
- [42] A. Gando, et al., Search for Majorana Neutrinos Near the Inverted Mass Hierarchy Region with KamLAND-Zen, Physical Review Letters 117 (8) (2016) 082503.

- [43] Ebert, et al., Results of a search for neutrinoless double- β decay using the cobra demonstrator, Physical Review C 94 (2) (2016) 024603.
- [44] M. Agostini, et al., Background-free search for neutrinoless double- β decay of ^{76}Ge with GERDA, Nature 544 (7648) (2017) 47–52.