

PPD: Permutation Phase Defense Against Adversarial Examples in Deep Learning

Mehdi Jafarnia-Jahromi
Univ. of Southern California
Los Angeles, CA, USA
mjafarni@usc.edu

Tasmin Chowdhury
Univ. of Nevada
Las Vegas, NV, USA
chowdt1@unlv.nevada.edu

Hsin-Tai Wu
Docomo Innovations Inc.
Palo Alto, CA, USA
hwu@docomoinnovations.com

Sayandev Mukherjee*
Docomo Innovations Inc.
Palo Alto, CA, USA
sayan@ieee.org

Abstract—Deep neural networks have demonstrated cutting edge performance on various tasks including classification. However, it is well known that adversarially designed imperceptible perturbation of the input can mislead advanced classifiers. In this paper, *Permutation Phase Defense* (PPD), is proposed as a novel method to resist adversarial attacks. PPD combines random permutation of the image with phase component of its Fourier transform. The basic idea behind this approach is to turn adversarial defense problems analogously into symmetric cryptography, which relies solely on safekeeping of the keys for security. In PPD, safe keeping of the selected permutation ensures effectiveness against adversarial attacks. Testing PPD on MNIST and CIFAR-10 datasets yielded state-of-the-art robustness against the most powerful adversarial attacks currently available.¹

Index Terms—adversarial examples, defense, deep neural networks

I. INTRODUCTION

Recent advancements in deep learning have brought Deep Neural Networks (DNNs) to security-sensitive applications such as self-driving cars, malware detection, face recognition, etc. Although DNNs provide tremendous performance in these applications, they are vulnerable to adversarial attacks [1]–[3]. Especially in computer vision applications, small adversarial perturbation of the input can mislead the state-of-the-art DNNs while being imperceptible to human eye [2], [4]–[7].

Since the existence of adversarial examples was discovered [1], [8], numerous attacks and defenses have been proposed. Attacks typically try to push the image towards the decision boundaries of the classifier [2], [9]–[14]. Defenses [2], [15]–[22], on the other hand, can be categorized into three groups: (a) adversarial training, (b) hiding the classifier, and (c) hiding the input image.

Adversarial Training. As a natural defense, [1], [2] suggested to augment the training set with adversarial examples to reshape the decision boundaries of the classifier. Adversarial training requires an attack algorithm to generate adversarial examples during training. The resulting classifier is shown to be robust against the same attack used during training [2], [16], [17]. However, it is still vulnerable to other attacks or even the same attack with more perturbation budget [16], [23].

Hiding the Classifier. The idea of hiding the classifier has been investigated in various ways. One naive way is

to not reveal the weights of the neural network. However, adversarial examples generated by a substitute model can still fool the hidden model [24], [25], a phenomenon known as transferability of adversarial examples across different structures. Another way is to conceal the gradient of loss function to guard against attacks that take advantage of gradient [18]–[21]. However, all of these defenses are circumvented by approximately recovering the gradient [26].

Hiding the Input Image. Another general approach to diminish adversarial examples is to hide the input image [21], [22]. Following this idea, [21] suggested using randomization to hide the input image by two methods: (a) image quilting: reconstruct image by replacing small patches with clean patches from a database and (b) randomly drop pixels and recover them by total variance minimization. One fundamental restriction of these randomized defenses is that a large portion of pixels has to be preserved for correct classification. This leaves the door open for adversarial attacks. Indeed, both of these defenses are completely broken [26].

Given that the defenses proposed under the last two categories are bypassed, to the best of our knowledge, adversarial training with examples generated by Projected Gradient Descent (PGD) attack [16] remains current state-of-the-art. However, its robustness is limited to specific attack types with certain strength. Changing the attack type or exceeding the perturbation limit degrades the accuracy significantly.

In this paper, *Permutation Phase Defense* (PPD) is proposed to mitigate adversarial examples. Following the philosophy of hiding the input image, we suggest to “*encrypt*” the image by applying two transformations before feeding the image to the neural network: First, randomly shuffle the pixels of the image with a fixed random seed hidden from the adversary. Second, convert the permuted image to the phase of its two dimensional Fourier transform (2d-DFT) (see Figure 1). This pipeline is used in both training and inference phases. The intuition behind PPD is that the Fourier transformation captures the frequency at which adjacent pixels of the input change along both axes. This frequency depends on the relational positions of the pixels rather than their absolute value. On the other hand, the relational positions are already hidden from the adversary by using the permutation block. The random seed plays the role of the key in cryptography.

PPD offers some advantages as follows:

*Work was done when the authors were at Docomo Innovations Inc.

¹The code is available at <https://github.com/mehdijj/ppd>.

- PPD outperforms current state-of-the-art defense in two ways: First, PPD is a general defense and is not restricted to specific attack types. Second, accuracy of PPD does not drop drastically by increasing perturbation budget of adversary (Table I).
- In contrast to image quilting and random pixel drop [21], PPD randomly shuffles all the pixels in the pixel domain. Therefore, important pixels of the phase domain remain hidden because of their dependence on the relational positions of the pixels in the pixel domain.
- Increasing adversarial perturbation budget is expected to decrease accuracy. PPD, however, can distribute perturbation over different pixels in the phase domain such that adversarial perturbation is not more effective than random noise (Figures 5 and 6).

II. PRELIMINARIES

A. Notation

Let (\mathcal{X}, d) be a metric space where $\mathcal{X} = [0, 1]^{H \times W \times C}$ is the image space in the pixel domain for images with height H , width W and C channels and $d: \mathcal{X} \times \mathcal{X} \rightarrow [0, \infty)$ is a metric. A classifier $h(\cdot)$ is a function from \mathcal{X} to label probabilities such that $h_i(x)$ is the probability that image x corresponds to label i . Let $c^*(x)$ be the true label of image x and $c(x) = \operatorname{argmax}_i h_i(x)$ be the label predicted by the classifier.

B. Adversarial Examples

Intuitively speaking, adversarial examples are distorted images that visually resemble the clean images but can fool the classifier. Thus, given a classifier $h(\cdot)$, $\epsilon > 0$ and image $x \in \mathcal{X}$, adversarial image $x' \in \mathcal{X}$ satisfies two properties: $d(x, x') \leq \epsilon$ and $c(x') \neq c^*(x)$. Ideally, metric d should represent visual distance. However, there is no clear mathematical metric for visual distance. Therefore, to compare against a common ground, researchers have considered typical mathematical metrics induced by ℓ_2 and ℓ_∞ norms.

III. PERMUTATION PHASE DEFENSE (PPD)

A. Defense Structure

We address the problem of defending against adversarial examples. We hide the input space by two transformations preceding the main neural network (see Figure 1):

- **Random permutation block:** pixels of the input image are permuted according to a fixed random permutation. The permutation seed is fixed and hidden from the adversary.
- **Pixel to phase block:** permuted image is converted to the phase of its 2-dimensional discrete Fourier transform (2d-DFT).

These two blocks precede the neural network in both training and testing phases.

Mathematically speaking, consider channel c of image $x \in \mathcal{X}$. Its 2d-DFT can be written as

$$F_{lk} = \frac{1}{\sqrt{HW}} \sum_{h=0}^{H-1} \sum_{w=0}^{W-1} x_{hw} e^{-j2\pi(\frac{l}{H}h + \frac{k}{W}w)} \quad (1)$$

where $l = 0, \dots, H-1$ and $k = 0, \dots, W-1$ and x_{hw} is (h, w) image pixel value. F_{lk} is a complex number that can be represented in the polar coordinates as $F_{lk} = A_{lk} \exp(j\varphi_{lk})$ where $A_{lk} \in [0, \infty)$ is the magnitude and $\varphi_{lk} \in [-\pi, \pi)$ is the phase of F_{lk} . Let $\mathcal{P} = [-\pi, \pi)^{H \times W \times C}$ be the phase space and $p: \mathcal{X} \rightarrow \mathcal{P}$ be a function that maps each channel of the image in the pixel domain to its phase. Let $\sigma: \mathcal{X} \rightarrow \mathcal{X}$ be a channel-wise permutation, i.e., pixels in each channel of the input image are permuted according to a fixed permutation. Note that same permutation is used for all channels and all images. The PPD classifier can then be written as

$$h(x) = f(p(\sigma(x))) \quad (2)$$

where $f(\cdot)$ is the neural network.

B. Intuition Behind the Defense

It is known that random noise is unable to fool a trained neural network [27]. Motivated by this fact, if we train the neural network in a domain that is hidden from adversary, adversarial perturbations will not affect more than random noise in the actual domain fed to the neural network and thus not fool the classifier.

Following this idea, Fourier transformation is used to capture the frequency at which neighboring pixels change. Indeed, the values of the image in the Fourier domain do not purely depend on the values of pixels in the pixel domain. Instead, they depend on what pixels are adjacent in the pixel domain, while neighboring pixels are hidden from adversary by the random permutation block. Therefore, adversary will have little hope to attack the classifier due to almost no knowledge about the input space.

1) *Why random permutation is not enough:* We would like to emphasize that input transformations that partially hide the input space are not secure. For example, *total variance minimization* (randomly drop pixels and replace them with total variance minimization), *image quilting* (replacing patches of the input image by patches from clean images) [21] are all defeated [26]. One possible explanation for this failure is that although the adversary does not have full knowledge of the actual image fed to the neural network (by using randomness in dropping pixels and patching), good portion of the image is still preserved. Hence, it is possible for adversary to attack.

Similarly, we have observed that random permutation by itself (without the pixel2phase block) is not sufficient to defeat adversary. Adversarial images generated by attacking a vanilla neural network can substantially decrease the accuracy of a *permuted* network. This is because important pixels (e.g. white pixels in MNIST) in the original domain will still remain important pixels in the *permuted* domain. Therefore, regardless of the employed permutation, if adversary attacks important pixels of the original domain (e.g. by converting white pixels to gray pixels in MNIST), it has successfully attacked important pixels in the permuted domain.

2) *Why phase of 2d-DFT is used:* It is well known that phase component of Fourier transform is crucial in visual perception of human [28], [29]. Indeed, an image reconstructed

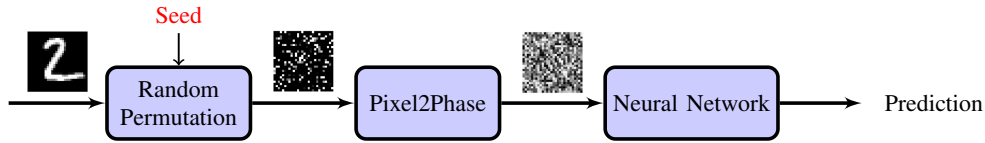


Fig. 1. Permutation Phase Defense (PPD): image in the pixel domain is first passed through a random permutation block with a fixed seed. The seed is fixed for all images and hidden from the adversary. The permuted image is then converted to the phase of its Fourier transform and fed to the neural network. The random permutation block conceals what pixels are neighbors, and the pixel2phase block determines values of the pixels in the phase domain based on frequency of change in neighboring pixels. This pipeline is used in both training and inference phases.

from phase only preserves essential information about the edges (see Figure 2). This suggests that phase carries key information about the image and thus it is possible to train neural networks to operate in the phase domain rather than the pixel domain. One might ask what if both phase and magnitude are fed to the neural network by doubling the size of the input space? Our effort to train such a model was not fruitful but we leave it as a future research direction.

IV. EXPERIMENTS

In this section, we test PPD trained on MNIST and CIFAR-10 against state-of-the-art adversarial attacks. MNIST is a dataset of 28x28 grayscale images of handwritten digits and consists of 60,000 training as well as 10,000 test images. CIFAR-10 dataset includes 50,000 32x32 color training images in 10 classes as well as 10,000 test images. We assume that full information about the defense architecture is available to the adversary except for the permutation seed. In addition, adversary can probe the classifier with its crafted images and use output probabilities to construct more complicated adversarial examples.

Unknown permutation seed prevents adversary from taking advantage of classifier parameters, because if a wrong permutation seed is used, the classifier acts like a random-guess classifier. So far we have not come up with an effective way to test PPD against attacks that have access to model parameters. Therefore, we leave it as an untested claim that *PPD is secure against attacks with full knowledge of classifier parameters as long as the permutation seed is not revealed*.

Furthermore, huge space of permutations precludes the possibility of guessing the permutation seed. For 28x28 MNIST images, there are $784! > 10^{1500}$ possible permutations which is significantly more than the number of atoms in the universe.²

A. Training PPD Classifier on MNIST and CIFAR-10

PPD requires training the neural network in the *permutation-phase* domain. Before evaluating the defense against attacks, we need to ensure that high accuracy on clean images is indeed achievable. This is a challenging task. The analysis in Figure 2 suggests that training in the phase domain must be feasible in principle since the crucial information of the image are preserved. However, a permutation block preceding the pixel2phase block may make training difficult. In this section, we successfully train a

3-layer dense neural network of size 800x300x10 on MNIST and CIFAR-10 datasets to attain 96% and 45% test accuracy, respectively (see Figure 3). Moreover, our experiments show that ensemble of 10 models (with different permutation seeds) yields around 98% and 48% (see Figure 3) accuracy on clean test images of MNIST and CIFAR-10, respectively. Note that the goal here is not to achieve the best possible classifier trained in the permutation-phase domain, rather to show that even with a naive 3-layer dense neural network without any tricks such as data augmentation, deep residual nets, etc., it is possible to reach certain level of learning. Moreover, as shown in the following subsections, even with such simple networks, PPD can attain the state-of-the-art performance on adversarial examples on both MNIST and CIFAR-10 datasets. We believe that better results on clean images automatically translate to better results on adversarial examples and encourage research community to start a new line of research on how to train more accurate classifiers in the permutation-phase domain.

B. Robustness of PPD Against Attacks

Now let's see how PPD behaves against state-of-the-art attacks. Cleverhans library v2.1.0 [30] is used for attack implementations. Each attack requires a set of parameters as input to control the algorithm as well as the perturbation strength. Various set of parameters for different attacks make it difficult to compare attacks against each other. To overcome this issue, we decided to define an average perturbation measure to evaluate adversary's strength and provide a unified measure to compare attacks against each other:

$$\frac{1}{n} \sum_{i=1}^n \|x_i - x'_i\| \quad (3)$$

where x_i is the original image (vectorized) and x'_i is the adversarial image (vectorized). The norm used in this measure can be any norm, but we focus on ℓ_∞ and ℓ_2 norms (and call corresponding perturbations ℓ_∞ and ℓ_2 -perturbation, respectively) here as most attacks are specifically designed to perform well in these norms. However, robustness of PPD is not restricted to specific type of norms. Average perturbation measure is essential to make claims about a defense. To elaborate more on this point, suppose that adversary can change any pixel by 0.5, which means it can modify any image to a fully gray image and fool any classifier completely. Therefore, to quantify the robustness of defenses, it is crucial

²Currently, it is estimated that there are around 10^{80} atoms in the universe.



Fig. 2. Phase component of 2d-DFT contains key information of the image. Thus, neural networks can be trained in the phase domain rather than the original pixel domain. (Left) original image. (Middle) image reconstructed from magnitude only by setting phase to zero. It almost has no information of the original image. (Right) image reconstructed from phase only by setting magnitude to unity. Edges are preserved and main features of the original image are restored.

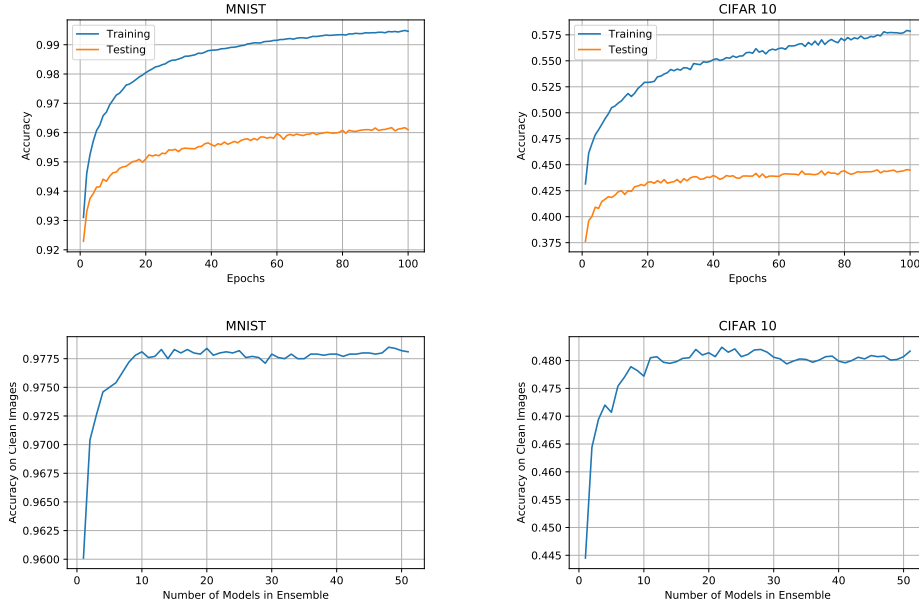


Fig. 3. (Top) training and testing accuracy of a PPD model on clean images. Pixels of each image are permuted according to a fixed permutation, then phase component of the 2d-DFT of the permuted image is fed to the neural network. A 3-layer dense neural network can achieve 96% out of sample accuracy on MNIST and 45% on CIFAR 10. (Bottom) accuracy of ensemble of models on clean test images. Each model in the ensemble is trained for a different permutation. Ensemble of 10 PPD models can reach above 97.75% accuracy on clean MNIST test images and around 48% accuracy on clean CIFAR-10 test images.

to mention how much perturbation adversary is allowed to make. [21] considered $\frac{1}{n} \sum_{i=1}^n \frac{\|x_i - x'_i\|_2}{\|x_i\|_2}$ as a perturbation measure. However, division by $\|x_i\|_2$ makes the perturbation measure asymmetric for dark (low value of $\|x_i\|_2$) and light (high value of $\|x_i\|_2$) images.

Implementation Detail: A 3-layer dense neural network of size 800x300x10 is used to train on MNIST and CIFAR-10 datasets. The first two layers are followed by relu activation and the output layer is followed by softmax. Pixels are normalized to $[0, 1]$ for both datasets. The pixel2phase block is implemented in Tensorflow so that the derivative of this transformation is available for attacks to use. Given a certain level of perturbation strength, attacks parameters were tuned to provide maximum rate of fooling on the model used by adversary to generate adversarial examples. For example, for iterative attacks such as MIM, BIM, PGD and CW, number

of iterations was increased to a level above which it could not fool the network any further. Parameter tuning provides a fair comparison among different attacks of certain strength and is missing from previous work. Thus, in addition to reporting attack parameters, we encourage researchers to evaluate attacks using perturbation measure in (3) and then fine tune parameters to get the best fooling rate under the fixed distortion level. This gives a common ground to compare different attacks.

Adversary's Knowledge: The permutation seed is not revealed to the adversary. Thus, adversary is granted knowledge of training dataset and parameters (such as learning rate, optimizer, regularization parameters, etc.). Moreover, it can probe the network with input images of it's choice and receive the output label probabilities.

1) *Attacks:* Adversaries try to limit perturbation with respect to specific norms with the goal of keeping the adversarial modification imperceptible to human eye. Most adversarial

attacks proposed so far are designed to keep ℓ_∞ or ℓ_2 perturbations limited. Thus, we restrict our evaluations to these two groups by considering FGSM [2], BIM [10], MIM [11] and ℓ_∞ -PGD [16] as ℓ_∞ oriented attacks and CW [9], ℓ_2 -PGD [16], ℓ_2 -FGM [2] as ℓ_2 oriented attacks. However, we should emphasize that PPD robustness is not restricted to distortions with specific norms. Conceptually, it is supposed to provide more general robustness. This is in particular important because previously proposed adversarial training using ℓ_∞ -PGD [16] showed robustness to ℓ_∞ attacks of the same strength, but was broken by ℓ_1 oriented attacks [23]. Other attacks such as LBFGS [1], DeepFool [31], JSMA [32] and EoT [3] were not effective on PPD, so we ignored reporting the results here. In addition, our efforts to attack PPD in the phase domain (i.e., adversary generates adversarial phase using a neural network trained in the phase of a permuted image and then combine the adversarial phase with benign magnitude to recover adversarial image in the pixel domain) were not fruitful, so we are not reporting them either.

To get a sense of perturbation strength, note that if adversary can modify each pixel by 0.5, it can fool any classifier by converting the image to a complete gray image. This translates to ℓ_∞ distortion of 0.5, and ℓ_2 distortion of 14 and 27.71 for MNIST and CIFAR-10, respectively³. Moreover, it is worth to compare the results with images distorted by random noise of same strength. Random noise cannot fool the neural networks [27]. Thus, it gives a good understanding of how effective attacks are. ℓ_∞ random noise of strength p is generated by adding $\pm p$ uniformly at random to each pixel. To generate ℓ_2 random noise of strength p , a matrix with the same size as the image is generated with elements chosen iid from $[-0.5, 0.5)$. This matrix is then scaled (to satisfy ℓ_2 norm of p) and added to the image.

Figures 5 and 6 show performance of PPD against ℓ_∞ and ℓ_2 attacks, respectively. A group of 51 PPD models (each for a different permutation seed) is trained on training data. Adversary is given one of these PPD models as well as the test data to generate adversarial examples. The resulting adversarial images are then fed to the ensemble of other models to evaluate accuracy. This setup is to meet the assumption that permutation seed is hidden from adversary. Figures 5 and 6 show that except for large perturbations, adversarial attacks have not been more destructive than random noise distortion. This supports the claim that PPD essentially hides salient pixels from adversary in a way that adversarial perturbation simply acts like random noise. Note that although we perform experiments on 50 PPD models, ensemble of 10 of them is sufficient to achieve this level of accuracy (see Figure 3). The idea of using ensemble of models has been recently used to increase robustness of DNNs [33]. Another attack scenario is Blackbox [24] where adversary probes an ensemble of PPD models as a black box and tries to train a substitute model to mimic decision boundaries of the target model. The substitute

³Calculation detail: (1) MNIST: $\sqrt{28 \times 28 \times (0.5)^2} = 14$ and (2) CIFAR-10: $\sqrt{32 \times 32 \times 3 \times (0.5)^2} = 27.71$.



Fig. 4. MNIST image of digit 2 and CIFAR-10 image of a ship distorted by adversarial attacks and random noise. Left group of columns is for ℓ_∞ perturbation, right group denotes ℓ_2 perturbation. Each row corresponds to a different attack. As moving from left to the right, adversarial perturbation is increased. Last row shows results for random noise distortion with corresponding strength. Note that ℓ_∞ perturbation larger than 0.1 and ℓ_2 perturbation larger than 6.5 make it difficult even for human eye to correctly classify CIFAR-10 images.

model is then used to craft adversarial images. We found that Blackbox attack is effective on MNIST dataset. Thus, a standard denoising preprocessing is used before feeding to PPD. Table I provides corresponding numerical values.

2) *Comparison with [16]*: As a solid step to understand and guard against adversarial examples, [16] proposed PGD as possibly the strongest ℓ_∞ attack and claimed that adversarial training with examples generated by PGD secures the classifier against all ℓ_∞ attacks of the same strength. Given that some other defenses [34], [35] are circumvented [26], [36], to the best of our knowledge, adversarial training with PGD gives the current state-of-the-art on both MNIST and CIFAR-10, achieving 88.8% accuracy on ℓ_∞ attack of strength 0.3 for MNIST⁴ and 44.7% on ℓ_∞ attack of strength 0.03 on CIFAR-10⁵. With the same attack budget, our worst accuracy on MNIST and CIFAR-10 are 87.4% and 47.6%, respectively (Table I).

Increasing ℓ_∞ attack budget to 0.4 for MNIST and 0.1 for CIFAR-10 brings Madry’s accuracy down to 0% and 10%, respectively (Figure 6 of [16]), while PPD still gives accuracy of 67.5% and 45.1%, respectively.

On the other hand, Madry’s defense is not robust against ℓ_1 [37] and ℓ_2 attacks. In particular, ℓ_2 attack of strength 0.35 can decrease Madry’s accuracy down to 10% on CIFAR-10 (Figure 6 of [16]). This is while PPD retains significant resistance to ℓ_2 perturbations (Table I).

⁴MNIST challenge

⁵CIFAR-10 challenge

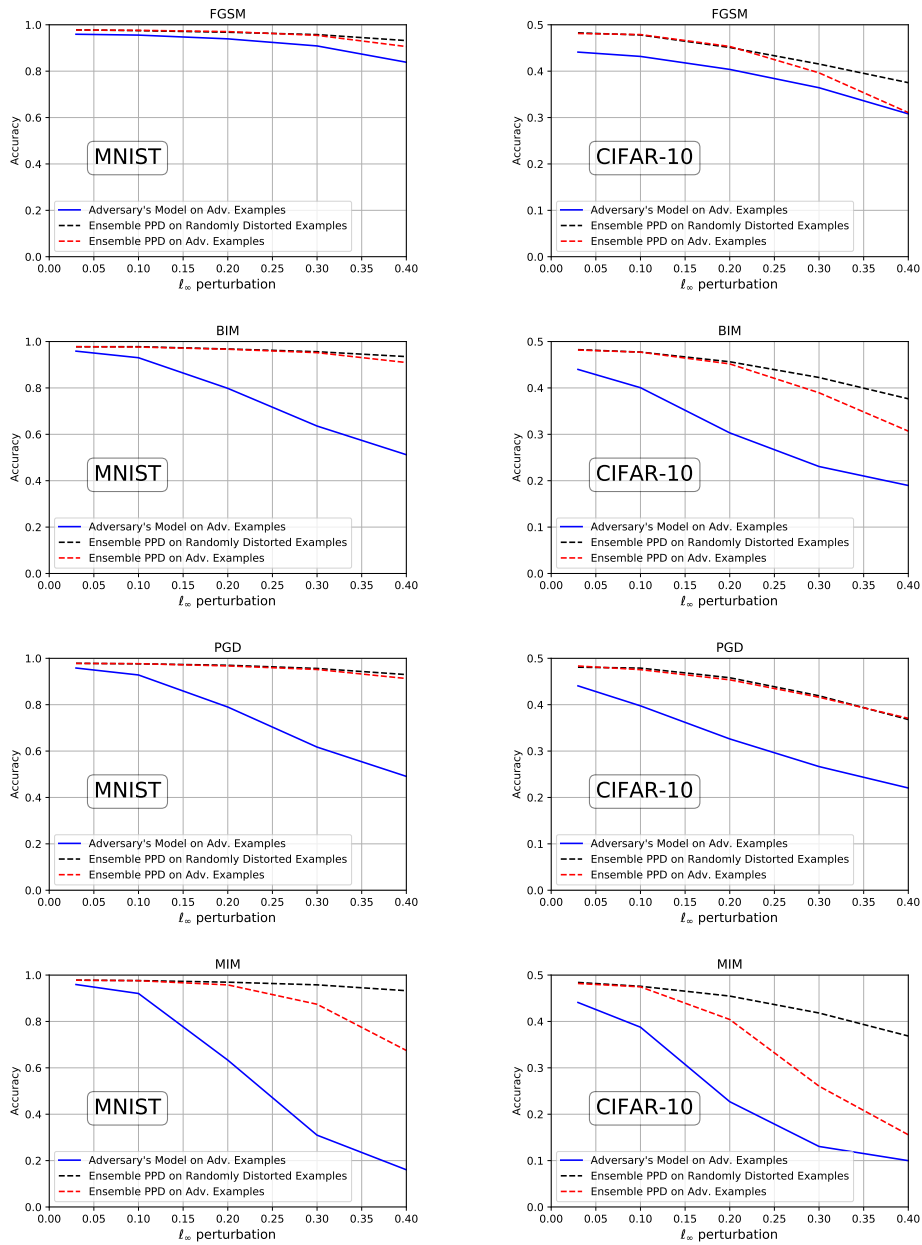


Fig. 5. Performance of ensemble of 50 PPD models against different l_∞ attacks. Left column shows results on MNIST, right column on CIFAR-10. Adversary uses a PPD model with wrong permutation seed to generate adversarial examples (solid blue line). Adversarial examples are then fed to the ensemble of other 50 models (dashed red line). Performance of ensemble of 50 PPD models on images distorted by uniform noise is shown for a benchmark comparison (dashed black line). On MNIST, it can be seen that except for MIM with large l_∞ perturbation, adversarial perturbations cannot fool PPD more than random noise. On CIFAR-10, for l_∞ perturbations less than 0.1, adversarial attacks are not more effective than random noise distortion. See Figure 4 to confirm that perturbations larger than 0.1 on CIFAR-10 can make it difficult even for human eye to classify correctly.

TABLE I
ACCURACY OF ENSEMBLE OF 50 PPD MODELS ON ℓ_∞ AND ℓ_2 ATTACKS FOR MNIST AND CIFAR-10. THE LOWEST ACCURACY FOR EACH PERTURBATION STRENGTH IS IN BOLD.

	MNIST					CIFAR-10				
ℓ_∞ pert.	0.03	0.1	0.2	0.3	0.4	0.03	0.1	0.2	0.3	0.4
FGSM	97.8%	97.6%	97.1%	95.4%	91%	48.2%	47.9%	45.3%	39.7%	31.1
BIM	97.8%	97.6%	96.7%	95.2%	91%	48.2%	47.7%	45.2%	39%	30.1%
PGD	97.8%	97.7%	97%	95.2%	91.3%	48.3%	47.6%	45.4%	41.6%	37.1%
MIM	97.8%	97.6%	95.8%	87.4%	67.5%	48.2%	47.5%	40.4%	26.1%	15.6%
Blackbox	97.6%	97.4%	95.9%	92.1%	84.1%	47.6%	45.1%	36.7%	26.4%	18.5%
ℓ_2 pert.	0.1	0.7	1.1	3.2	4	0.3	2	4	6.5	10.5
FGM	97.8%	97.8%	97.8%	97.3%	97.1%	48.1%	48.1%	48%	47.3%	45.4%
PGD	97.8%	97.8%	97.8%	97.3%	96.7%	48.3%	48.3%	47.5%	45.7%	39.3%
CW	97.7%	97.4%	97.7%	97.7%	97.8%	48%	48%	47.9%	46.5%	39.5%

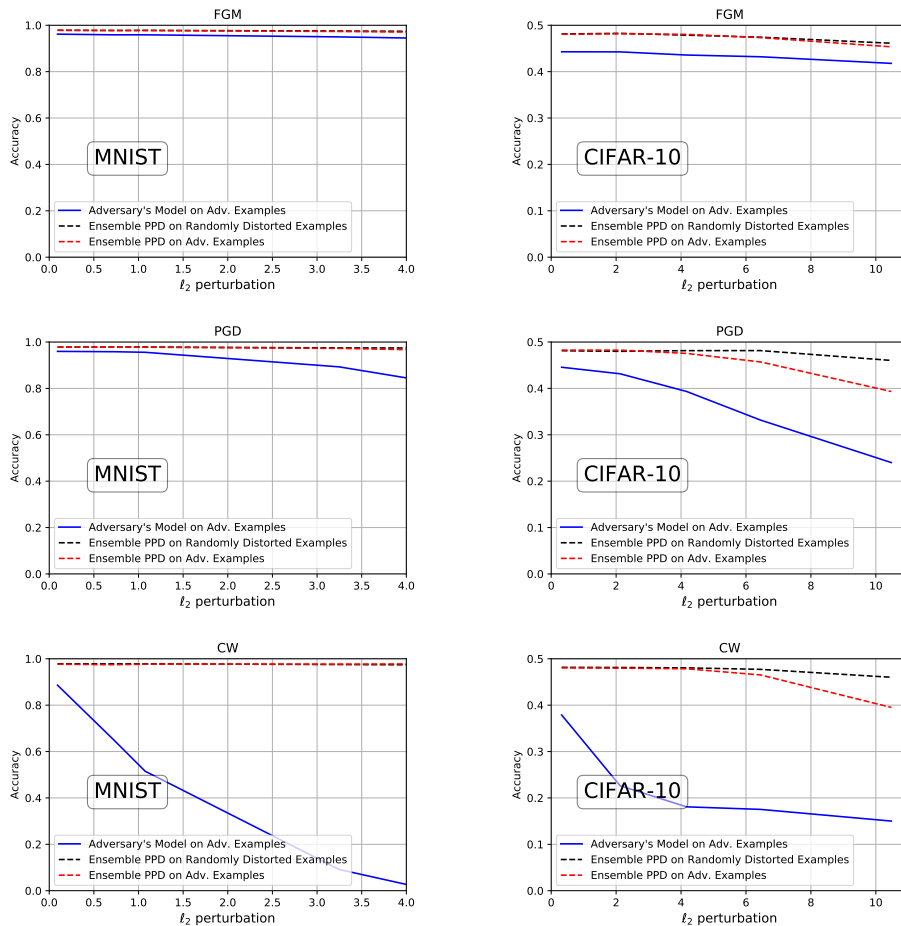


Fig. 6. Performance of ensemble of 50 PPD models against different ℓ_2 attacks. Left column shows results on MNIST, right column on CIFAR-10. Adversary uses a PPD model with wrong permutation seed to generate adversarial examples (solid blue line). Adversarial examples are then fed to the ensemble of other 50 models (dashed red line). Performance of ensemble of 50 PPD models on images distorted by uniform noise is shown for a benchmark comparison (dashed black line). It can be seen that for ℓ_2 perturbations less than 4, adversarial attacks on PPD are not more effective than random noise distortion. See Figure 4 to visualize perturbed images.

V. CONCLUSION

In this paper, we proposed a novel approach that combines random permutations and pixel2phase as a solid defense against a large collection of recent powerful adversarial attacks. Inspired by symmetric cryptography, which relies merely on safekeeping of the keys for security, concealing the selected permutation ensures the effectiveness of our adversarial defense. We demonstrated the effectiveness of our approach by performing extensive experiments on the MNIST dataset and tried to extend this approach to the CIFAR-10 dataset with competitive results. We argue that our approach can easily create multiple models that correspond to different permutations. In addition, using ensemble of multiple models for final prediction is an inevitable cost for an effective defense.

REFERENCES

- [1] C. Szegedy, W. Zaremba, I. Sutskever, J. Bruna, D. Erhan, I. Goodfellow, and R. Fergus, "Intriguing properties of neural networks," *arXiv preprint arXiv:1312.6199*, 2013.
- [2] I. J. Goodfellow, J. Shlens, and C. Szegedy, "Explaining and harnessing adversarial examples," *arXiv preprint arXiv:1412.6572*, 2014.
- [3] A. Athalye and I. Sutskever, "Synthesizing robust adversarial examples," *arXiv preprint arXiv:1707.07397*, 2017.
- [4] A. Nguyen, J. Yosinski, and J. Clune, "Deep neural networks are easily fooled: High confidence predictions for unrecognizable images," in *Proceedings of the IEEE Conference on Computer Vision and Pattern Recognition*, 2015, pp. 427–436.
- [5] S.-M. Moosavi-Dezfooli, A. Fawzi, O. Fawzi, and P. Frossard, "Universal adversarial perturbations," *arXiv preprint*, 2017.
- [6] N. Akhtar and A. Mian, "Threat of adversarial attacks on deep learning in computer vision: A survey," *arXiv preprint arXiv:1801.00553*, 2018.
- [7] C.-J. Simon-Gabriel, Y. Ollivier, L. Bottou, B. Schölkopf, and D. Lopez-Paz, "First-order adversarial vulnerability of neural networks and input dimension," in *International Conference on Machine Learning*, 2019, pp. 5809–5817.
- [8] B. Biggio, I. Corona, D. Maiorca, B. Nelson, N. Šrndić, P. Laskov, G. Giacinto, and F. Roli, "Evasion attacks against machine learning at test time," in *Joint European conference on machine learning and knowledge discovery in databases*. Springer, 2013, pp. 387–402.
- [9] N. Carlini and D. Wagner, "Towards evaluating the robustness of neural networks," *arXiv preprint arXiv:1608.04644*, 2016.
- [10] A. Kurakin, I. Goodfellow, and S. Bengio, "Adversarial examples in the physical world," *arXiv preprint arXiv:1607.02533*, 2016.
- [11] Y. Dong, F. Liao, T. Pang, H. Su, J. Zhu, X. Hu, and J. Li, "Boosting adversarial attacks with momentum," *arXiv preprint*, 2018.
- [12] J. Li, F. Schmidt, and Z. Kolter, "Adversarial camera stickers: A physical camera-based attack on deep learning systems," in *International Conference on Machine Learning*, 2019, pp. 3896–3904.
- [13] S. Moon, G. An, and H. O. Song, "Parsimonious black-box adversarial attacks via efficient combinatorial optimization," *arXiv preprint arXiv:1905.06635*, 2019.
- [14] C. Guo, J. R. Gardner, Y. You, A. G. Wilson, and K. Q. Weinberger, "Simple black-box adversarial attacks," *arXiv preprint arXiv:1905.07121*, 2019.
- [15] J. M. Cohen, E. Rosenfeld, and J. Z. Kolter, "Certified adversarial robustness via randomized smoothing," *arXiv preprint arXiv:1902.02918*, 2019.
- [16] A. Madry, A. Makelov, L. Schmidt, D. Tsipras, and A. Vladu, "Towards deep learning models resistant to adversarial attacks," *arXiv preprint arXiv:1706.06083*, 2017.
- [17] F. Tramèr, A. Kurakin, N. Papernot, I. Goodfellow, D. Boneh, and P. McDaniel, "Ensemble adversarial training: Attacks and defenses," *arXiv preprint arXiv:1705.07204*, 2017.
- [18] J. Buckman, A. Roy, C. Raffel, and I. Goodfellow, "Thermometer encoding: One hot way to resist adversarial examples," *International Conference on Learning Representations*, 2018.
- [19] Y. Song, T. Kim, S. Nowozin, S. Ermon, and N. Kushman, "Pixeldefend: Leveraging generative models to understand and defend against adversarial examples," *arXiv preprint arXiv:1710.10766*, 2017.
- [20] P. Samangouei, M. Kabkab, and R. Chellappa, "Defense-gan: Protecting classifiers against adversarial attacks using generative models," *arXiv preprint arXiv:1805.06605*, 2018.
- [21] C. Guo, M. Rana, M. Cisse, and L. van der Maaten, "Countering adversarial images using input transformations," *arXiv preprint arXiv:1711.00117*, 2017.
- [22] Y. Yang, G. Zhang, D. Katabi, and Z. Xu, "Me-net: Towards effective adversarial robustness with matrix estimation," *arXiv preprint arXiv:1905.11971*, 2019.
- [23] Y. Sharma and P.-Y. Chen, "Attacking the madry defense model with l_1 -based adversarial examples," in *ICLR Workshop*, 2018.
- [24] N. Papernot, P. McDaniel, I. Goodfellow, S. Jha, Z. B. Celik, and A. Swami, "Practical black-box attacks against machine learning," in *Proceedings of the 2017 ACM on Asia Conference on Computer and Communications Security*. ACM, 2017, pp. 506–519.
- [25] Y. Liu, X. Chen, C. Liu, and D. Song, "Delving into transferable adversarial examples and black-box attacks," *arXiv preprint arXiv:1611.02770*, 2016.
- [26] A. Athalye, N. Carlini, and D. Wagner, "Obfuscated gradients give a false sense of security: Circumventing defenses to adversarial examples," *arXiv preprint arXiv:1802.00420*, 2018.
- [27] A. Fawzi, S.-M. Moosavi-Dezfooli, and P. Frossard, "Robustness of classifiers: from adversarial to random noise," in *Advances in Neural Information Processing Systems*, 2016, pp. 1632–1640.
- [28] A. V. Oppenheim and J. S. Lim, "Importance of phase in signals," MASSACHUSETTS INST OF TECH CAMBRIDGE RESEARCH LAB OF ELECTRONICS, Tech. Rep., 1980.
- [29] M. C. Morrone and D. Burr, "Feature detection in human vision: A phase-dependent energy model," *Proc. R. Soc. Lond. B*, vol. 235, no. 1280, pp. 221–245, 1988.
- [30] N. Papernot, F. Faghri, N. Carlini, I. Goodfellow, R. Feinman, A. Kurakin, C. Xie, Y. Sharma, T. Brown, A. Roy, A. Matyasko, V. Behzadan, K. Hambardzumyan, Z. Zhang, Y.-L. Juang, Z. Li, R. Sheatsley, A. Garg, J. Uesato, W. Gierke, Y. Dong, D. Berthelot, P. Hendricks, J. Rauber, and R. Long, "Technical report on the cleverhans v2.1.0 adversarial examples library," *arXiv preprint arXiv:1610.00768*, 2018.
- [31] S.-M. Moosavi-Dezfooli, A. Fawzi, and P. Frossard, "Deepfool: a simple and accurate method to fool deep neural networks," in *Proceedings of the IEEE Conference on Computer Vision and Pattern Recognition*, 2016, pp. 2574–2582.
- [32] N. Papernot, P. McDaniel, S. Jha, M. Fredrikson, Z. B. Celik, and A. Swami, "The limitations of deep learning in adversarial settings," in *Security and Privacy (EuroS&P), 2016 IEEE European Symposium on*. IEEE, 2016, pp. 372–387.
- [33] T. Pang, K. Xu, C. Du, N. Chen, and J. Zhu, "Improving adversarial robustness via promoting ensemble diversity," *arXiv preprint arXiv:1901.08846*, 2019.
- [34] G. S. Dhillon, K. Azizzadenesheli, Z. C. Lipton, J. Bernstein, J. Kossaifi, A. Khanna, and A. Anandkumar, "Stochastic activation pruning for robust adversarial defense," *arXiv preprint arXiv:1803.01442*, 2018.
- [35] H. Kannan, A. Kurakin, and I. Goodfellow, "Adversarial logit pairing," *arXiv preprint arXiv:1803.06373*, 2018.
- [36] L. Engstrom, A. Ilyas, and A. Athalye, "Evaluating and understanding the robustness of adversarial logit pairing," *arXiv preprint arXiv:1807.10272*, 2018.
- [37] Y. Sharma and P.-Y. Chen, "Breaking the madry defense model with l_1 -based adversarial examples," *arXiv preprint arXiv:1710.10733*, 2017.