

Age of Information Performance of Multiaccess Strategies with Packet Management

Antzela Kosta*, Nikolaos Pappas*, Anthony Ephremides*[†], and Vangelis Angelakis*

* Department of Science and Technology, Linköping University, Campus Norrköping, 60 174, Sweden

[†] Electrical and Computer Engineering Department, University of Maryland, College Park, MD 20742

E-mail: {antzela.kosta, nikolaos.pappas, vangelis.angelakis}@liu.se, etony@umd.edu

Abstract—We consider a system consisting of N source nodes communicating with a common receiver. Each source node has a buffer of infinite capacity to store incoming bursty traffic in the form of status updates transmitted in packets, which should maintain the status information at the receiver fresh. Packets waiting for transmission can be discarded to avoid wasting network resources for the transmission of stale information. We investigate the age of information (AoI) performance of the system under scheduled and random access. Moreover, we present analysis of the AoI with and without packet management at the transmission queue of the source nodes, where as packet management we consider the capability to replace unserved packets at the queue whenever newer ones arrive. Finally, we provide simulation results that illustrate the impact of the network operating parameters on the age performance of the different access protocols.

Index Terms—Age of information, real time systems, queueing theory, multiple-access channels, performance analysis, packet management.

I. INTRODUCTION

Future networks should support applications with heterogeneous QoS requirements, where critical performance indicators are the end-to-end delay, the throughput, the energy efficiency, and the service reliability. The concept of *age of information* (AoI) was introduced in [1], [2] to quantify the freshness of the knowledge we have about the status of a remote system. The *age* captures the time elapsed since the last received message containing update information was generated. The novelty of this metric to characterize the freshness of information in a communication system differentiates it from other conventional metrics such as delay and connects it with emerging real-time wireless applications.

Maintaining data freshness is a requirement in numerous applications like wireless sensor networks (WSN) for health-care and environmental monitoring, active data warehousing, energy harvesting [3]–[8], web caching [9]–[12], real time databases, ad hoc networks [13], wireless smart camera networks [14], UAV-assisted IoT networks [15], [16], broadcast and multicast wireless networks [17]–[20], etc. Moreover, in the field of adaptive transmission significant efficiency gains can be obtained by adaptive signaling strategies. However, this feedback scheme is constrained by the acquisition of timely channel state information (CSI) [21]–[24].

The first attempts to address the AoI of a source at the destination of a status update transmission system were made through simple queueing models. In [25], three simple models

were studied, the M/M/1, the M/D/1, and the D/M/1, under the first-come-first-served (FCFS) discipline. Alternative measures of stale information that are by-products of AoI are studied for the M/M/1 queue in [26]. An expansion of the basic model that includes multiple sources sharing a common queue is considered in [27]–[29]. The analysis therein illustrated how combining multiple sources in a common queue is more efficient in terms of the average AoI of each source, than serving them separately.

Moving to different system characteristics, in [30] the authors consider different systems with either plentiful or limited network resources (servers). Under this assumption, a more dynamic feature of networks is considered, that is, packets traveling over a network might reach the destination through numerous alternative paths thus the delay of each packet might differ. In this context, the performance of the M/M/1, M/M/2, and M/M/ ∞ queues is provided, and the tradeoff between AoI and the waste of network resources in terms of non-informative packets as the number of servers varies, is demonstrated.

Two efficient ways to avoid congestion in networks are packet management techniques and admission control, since they can manage the traffic entering them. Packet management by dropping or replacing packets was investigated in [31], [32] where the M/M/1/1, M/M/1/2, and M/M/1/2* queues are considered. A key outcome was that packet management can promote smaller average AoI, when compared to schemes without replacement and the same number of servers. The last-come-first-served (LCFS) queue discipline differs from packet management in that packets are not dropped if an infinite buffer is considered. Allowing newly generated status updates to surpass older status updates, with and without the use of preemption, was studied in [33]–[39].

Furthermore, a diversity of additional resource sharing features of a communication system have been studied in relation to AoI. Transmission scheduling is considered in [40]–[48] where centralized and decentralized scheduling policies for AoI minimization, under general interference constraints and time varying channels, are proposed. The proposed scheduling algorithms have low complexity with strong AoI performances over stochastic information arrivals. In [49] the authors consider scheduled access and slotted ALOHA-like random access, however the queueing aspect along with random access is not captured. Throughput and AoI performance in a cognitive shared access network with queueing analysis has been studied

in [50]. Additional references can be found in the survey [51].

A. Contribution

In this work, we focus on the AoI performance of a network consisting of N source nodes communicating with a common receiver. Each source node has a buffer of infinite capacity to store incoming bursty traffic in the form of packets which should keep the receiver timely updated. We consider that the source nodes can discard packets waiting for transmission, in a process that is referred to as packet management. We present analysis of the time average AoI with and without packet management at the transmission queue of the source nodes. We investigate three different policies to access the common medium (i) a round-robin scheduler (ii) a work-conserving scheduler (iii) random access. To incorporate the effect of channel fading and network path diversity in such a system we provide simulation results that illustrate the impact of network operating parameters on the performance of the different access protocols. The network path diversity refers to the transmission of packets over multiple alternate paths.

II. SYSTEM MODEL

We consider a wireless network consisting of N source nodes communicating with a common receiver. Each node has a buffer of infinite capacity to store incoming packets. These packets are then sent through error-prone channels to the destination d , as shown in Fig. 1. Packets have equal length and time is divided into slots such that the transmission time of a packet from the buffer to the destination is equal to one slot. Each such packet is said to provide a *status update* and these two terms are used interchangeably. The status updates arrivals are modeled by independent and identically distributed (i.i.d.) Bernoulli processes with average probabilities $\lambda_i \in (0, 1)$, for $i = 1, \dots, N$. The probability distribution of time until successful delivery is assumed to be geometric with mean $1/\mu_i$ slots, for the i th node, where μ_i is referred as the service rate of the i th node.

We consider two different queue disciplines: *without* and *with* packet replacement. The first, assumes that all packets need to be delivered to the destination regardless of the freshness of the status update information. We note that the motivation behind this discipline is in terms of the reconstructability of the transmitted information (that can also be related with estimation and prediction theory aspects) that is beyond the scope of this work. The second discipline assumes that a packet which arrives while another packet is being served may be kept in the queue waiting for transmission. However, the packets waiting for transmission are replaced by newly generated packets of the same source. We denote this discipline by *replacement* and the process of discarding the packets from the queue is referred to as *packet management*. The packet management is expected to improve the performance of the system with respect to the staleness of the transmitted information. Nevertheless, note that this is a non-conventional queueing model, for which some of the classic

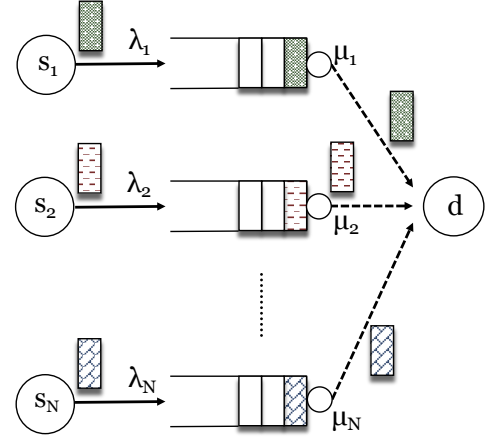


Fig. 1: Status updates over a multiaccess network.

results from queueing theory, such as Little's law, do not apply [52].

Status updates depart from the queues either in a perfectly scheduled or a random fashion. We consider three different policies to access the common medium.

- *Round-robin*: The scheduler assigns time slots to each node in equal portions and in fixed circular order.
- *Work-conserving*: The scheduler makes probabilistic decisions in each time slot, among the nodes that have a packet at the transmission queue.
- *Random*: The nodes attempt to transmit the packet at the head of the queue with a given probability q_i colliding with each other.

These policies will be presented, evaluated, and compared in the next sections in terms of their AoI performance.

III. AGE OF INFORMATION ANALYSIS

To derive the time average AoI of the system we start by characterizing AoI in terms of random variables that capture the age evolution at the receiver. The age at the receiver depends on the packet receptions and the delay imposed by the network to these packets. Then, expectations of the random variables are calculated for each of the queue disciplines separately. In the next section, we evaluate AoI for the proposed access policies where the exact service rate at the queues is incorporated.

Consider that the j th status update of node i is generated at time t_{ij} , delivered through the transmission system, and received by the destination at time t'_{ij} . Then, we denote by $T_{ij} = t'_{ij} - t_{ij}$ the system time of update j of the i th node. This corresponds to the sum of the queueing time and the queue service time. The interarrival time of update j of node i is defined as the random variable $Y_{ij} = t_{ij} - t_{i(j-1)}$. Finally, let $Z_{ij} = t'_{ij} - t'_{i(j-1)}$ be the random variable denoting the time between the reception of status update $(j-1)$ and j of node i .

The AoI of each source node at the destination is defined as the random process $\Delta_t = t - u(t)$, where $u(t)$ is the

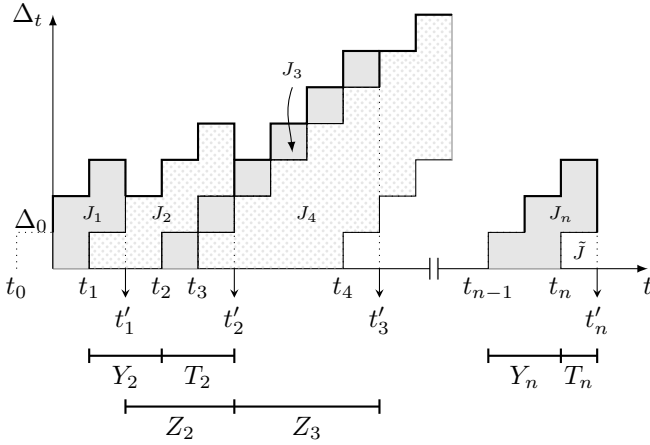


Fig. 2: Example of age evolution of node i at the receiver.

timestamp of the most recently received update from that source. An illustrative example of the evolution of the age of information of source i in time is shown in Fig. 2. Without loss of generality, we assume that the observation of the system starts at $t = 0$. At that time the queues are empty, and the AoI of the i th node at the destination is Δ_0 . In the time intervals $[t'_{i(j-1)}, t'_{ij}]$, $\forall j$, the AoI increases in a stair-step fashion due to the absence of updates from node i at the destination. Upon reception of a status update from node i the AoI of that node is reset to a smaller value that is equal to the delay that the packet experienced.

Ensuring the average AoI of the i th node is small corresponds to maintaining information about the status of the node at the destination fresh. For presentation clarity, from now on we drop the index denoting the source and focus on the packet index. Given an age process Δ_t and assuming ergodicity, the average age can be calculated using a sample average that converges to its corresponding stochastic average. For an interval of observation $(0, \mathcal{T})$, the time average age of node i is

$$\Delta_{\mathcal{T}} = \frac{1}{\mathcal{T}} \sum_{t=0}^{N(\mathcal{T})} \Delta_t, \quad (1)$$

when we assume that the observation interval ends with the service completion of $N(\mathcal{T})$ samples. The summation in (1) can be calculated as the area under Δ_t . Then, the time average age can be rewritten as a sum of disjoint geometric parts. Starting from $t = 0$, the area is decomposed into the area J_1 , the areas J_j for $j = 2, 3, \dots, N(\mathcal{T})$, and the area of width T_n that we denote by \tilde{J} . Then, the decomposition of $\Delta_{\mathcal{T}}$ yields

$$\begin{aligned} \Delta_{\mathcal{T}} &= \frac{1}{\mathcal{T}} \left(J_1 + \tilde{J} + \sum_{j=2}^{N(\mathcal{T})} J_j \right) = \\ &= \frac{J_1 + \tilde{J}}{\mathcal{T}} + \frac{N(\mathcal{T}) - 1}{\mathcal{T}} \frac{1}{N(\mathcal{T}) - 1} \sum_{j=2}^{N(\mathcal{T})} J_j. \end{aligned} \quad (2)$$

The time average $\Delta_{\mathcal{T}}$ tends to the ensemble *average age* as $\mathcal{T} \rightarrow \infty$, i.e.,

$$\Delta = \lim_{\mathcal{T} \rightarrow \infty} \Delta_{\mathcal{T}}.^1 \quad (3)$$

Note that the term $(J_1 + \tilde{J})/\mathcal{T}$ goes to zero as \mathcal{T} grows and also let

$$\lambda = \lim_{\mathcal{T} \rightarrow \infty} \frac{N(\mathcal{T})}{\mathcal{T}} \quad (4)$$

be the steady state rate of status updates generation. Furthermore, using the definitions of the interarrival and system times, we can write the areas J_j as

$$\begin{aligned} J_j &= \sum_{m=1}^{Y_j+T_j} m - \sum_{m=1}^{T_j} m = \\ &= \frac{1}{2}(Y_j + T_j)(Y_j + T_j + 1) - \frac{1}{2}T_j(T_j + 1) = \\ &= Y_j T_j + Y_j^2/2 + Y_j/2. \end{aligned} \quad (5)$$

Then, substituting (2), (4), and (5), to (3) the average age of information of the i th node is given by

$$\Delta = \lambda \left(\mathbb{E}[YT] + \frac{\mathbb{E}[Y^2]}{2} + \frac{\mathbb{E}[Y]}{2} \right), \quad (6)$$

where $\mathbb{E}[\cdot]$ is the expectation operator. The expression obtained in (6) differs from the expression obtained in [25] for the continuous time setup of the problem by an additional term $\mathbb{E}[Y]/2$.

Alternatively, we can express the areas J_j with respect to the random variables Z_j , as follows

$$\begin{aligned} J_j &= \sum_{m=1}^{T_{j-1}+Z_j} m - \sum_{m=1}^{T_j} m = \\ &= \frac{1}{2}(T_{j-1} + Z_j)(T_{j-1} + Z_j + 1) - \frac{1}{2}T_j(T_j + 1), \end{aligned} \quad (7)$$

and utilize the fact that when the system reaches steady state T_{j-1} and T_j are identically distributed. We use $\mathbb{E}[T]$ to represent the expected value of T_j for an arbitrary j . Taking expectations of both sides gives

$$\mathbb{E}[J] = \mathbb{E}[ZT] + \mathbb{E}[Z^2]/2 + \mathbb{E}[Z]/2. \quad (8)$$

Then, substituting (2), (4), and (8), to (3) the average age of information of the i th node is given by

$$\Delta = \lambda \left(\mathbb{E}[ZT] + \frac{\mathbb{E}[Z^2]}{2} + \frac{\mathbb{E}[Z]}{2} \right). \quad (9)$$

In what follows, we analyze the steady-state age of information without and with packet management at the transmission queues.

A. Geo/Geo/1 Queue

First, we derive the average AoI in (6) of the i th node without packet management, at the destination. The interarrival

¹We assume that the existence of the limit is guaranteed by the stability of the queues.

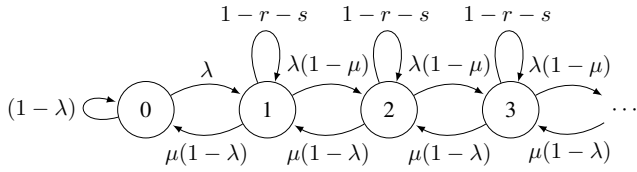


Fig. 3: The DTMC which models the *Geo/Geo/1* queue evolution at node i .

times Y_j are i.i.d. sequences that follow a geometric distribution therefore we know that

$$\mathbb{E}[Y_j] = \frac{1}{\lambda}, \quad \mathbb{E}[Y_j^2] = \frac{2-\lambda}{\lambda^2}. \quad (10)$$

Then, the only unknown term for the calculation of the average age is the expectation $\mathbb{E}[YT]$. The system time of update j is $T_j = W_j + S_j$, where W_j and S_j are the waiting time and service time of update j , respectively. Since the service times S_j are independent of the interarrival times Y_j , we can write

$$\mathbb{E}[Y_j T_j] = \mathbb{E}[Y_j (W_j + S_j)] = \mathbb{E}[Y_j W_j] + \mathbb{E}[Y_j] \mathbb{E}[S_j], \quad (11)$$

where $\mathbb{E}[S_j] = 1/\mu$. Moreover, we can express the waiting time of update j as the remaining system time of the previous update minus the elapsed time between the generation of updates $(j-1)$ and j , i.e.,

$$W_j = (T_{j-1} - Y_j)^+. \quad (12)$$

Note that if the queue is empty then $W_j = 0$. Also note that when the system reaches steady state the system times are stochastically identical, i.e., $T =^{st} T_{j-1} =^{st} T_j$.

In addition, the queue of the i th node can be described through a discrete-time Markov chain (DTMC), where each state represents the number of packets in the queue.

Lemma 1. *From the DTMC described in Fig. 3 we obtain the following steady state probabilities*

$$\pi_n = \rho^{n-1} \pi_1, \quad n \geq 1 \quad \text{and} \quad \pi_0 = \frac{\mu(1-\lambda)}{\lambda} \pi_1, \quad (13)$$

where $\rho = \frac{\lambda(1-\mu)}{\mu(1-\lambda)}$, $\pi_1 = \frac{\lambda(1-\rho)}{\mu}$, $r = \lambda(1-\mu)$, and $s = \mu(1-\lambda)$.

To derive the probability mass function (pmf) of the system time T , we use the fact that the sum of N geometric random variables where N is geometrically distributed is also geometrically distributed, according to the convolution property of their generating functions [53]. Let S_j , $j = 1, 2, \dots$ be independent and identically distributed geometric random variables with parameter μ . If an arriving packet sees N packets in the system, then, the system time of that packet, using the memoryless property, can be written as the random sum $T = S_1 + \dots + S_N$. To calculate the probability generating function of T we condition on $N = n$ which occurs with

probability $(1-\rho)\rho^{n-1}$ and obtain

$$\begin{aligned} G_T(z) &= \sum_{n=1}^{\infty} \left(\frac{\mu z}{1 - (1-\mu)z} \right)^n (1-\rho)\rho^{n-1} = \\ &= \frac{\mu(1-\rho)z}{1 - (1-\mu(1-\rho))z}. \end{aligned} \quad (14)$$

This implies that the system time pmf is given by

$$f_T(t) = \mu(1-\rho)(1-\mu+\mu\rho)^{t-1}. \quad (15)$$

Hence, T follows a geometric distribution with parameter $\mu(1-\rho)$. An alternative approach that uses moment generating functions can also be found in [43].

Now we are able to compute the conditional expectation of the waiting time W_j given $Y_j = y$ as

$$\begin{aligned} \mathbb{E}[W_j | Y_j = y] &= \mathbb{E}[(T_{j-1} - y)^+ | Y_j = y] = \mathbb{E}[(T - y)^+] = \\ &= \sum_{t=y}^{\infty} (t - y) f_T(t) = \frac{(1 - \mu + \mu\rho)^y}{\mu(1-\rho)}. \end{aligned} \quad (16)$$

Then, the expectation $\mathbb{E}[W_j Y_j]$ is obtained as

$$\begin{aligned} \mathbb{E}[W_j Y_j] &= \sum_{y=0}^{\infty} y \mathbb{E}[W_j | Y_j = y] f_{Y_j}(y) = \\ &= \frac{\lambda(1-\mu+\mu\rho)}{\mu(1-\rho)(\lambda+\mu-\lambda\mu-\mu\rho+\lambda\mu\rho)^2}. \end{aligned} \quad (17)$$

Substituting $\rho = \frac{\lambda(1-\mu)}{\mu(1-\lambda)}$ to (17) and after some algebra we obtain

$$\mathbb{E}[W_j Y_j] = \frac{\lambda(1-\mu)}{(\mu-\lambda)\mu^2}. \quad (18)$$

From (18), (11), and (6), the average AoI of the i th node is obtained as

$$\Delta_{\text{Geo/Geo/1}} = \frac{1}{\lambda} + \frac{1-\lambda}{\mu-\lambda} - \frac{\lambda}{\mu^2} + \frac{\lambda}{\mu}. \quad (19)$$

In order to find the optimal value of λ that minimizes the average AoI we proceed as follows. We differentiate (19) with respect to λ to obtain $\frac{\partial \Delta}{\partial \lambda}$. By setting $\frac{\partial \Delta}{\partial \lambda} = 0$ we can obtain the value of λ that minimizes the AoI and satisfies the equation $\lambda^4(-1+\mu) - 2\lambda^3(-1+\mu)\mu - \lambda^2\mu^2 + 2\lambda\mu^3 - \mu^4 = 0$. Trivially one can see that Δ is a convex function of λ for a given service rate μ , if $\lambda < \mu$ is not violated, by taking the second derivative $\frac{\partial^2 \Delta}{\partial \lambda^2}$.

B. Queue with Replacement

Next, the queue with replacement at the i th node can be described as a three-state discrete-time Markov chain where each state represents an empty system, a single packet receiving service, or a packet in the queue waiting for a packet in the server, respectively, as in [31]. The packet replacement does not affect the number of packets in the system since a newly generated packet discards the packet waiting in the queue, if any.

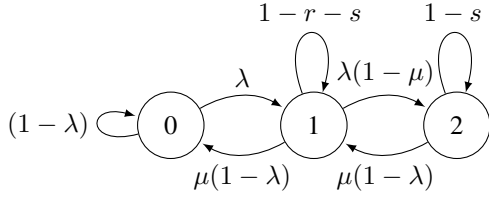


Fig. 4: The DTMC which models the evolution of the queue with replacement at node i .

Lemma 2. From the DTMC described in Fig. 4 we obtain the following steady state probabilities

$$\pi_n = \frac{\lambda^n (1-\mu)^{n-1}}{\mu^n (1-\lambda)^n} \pi_0, \quad n \in \{1, 2\}, \quad (20)$$

$$\text{and } \pi_0 = \frac{\lambda - \mu}{\lambda \rho^2 - \mu}, \quad (21)$$

where $\rho = \frac{\lambda(1-\mu)}{\mu(1-\lambda)}$, $r = \lambda(1-\mu)$, and $s = \mu(1-\lambda)$.

Proof. See Appendix A. \square

To calculate the average AoI of node i at the destination for the replacement queue discipline we use (9) and describe an event such that Z_j and T_{j-1} are conditionally independent. In general, the inter-reception time Z_j depends on the system time T_{j-1} of the previous packet in the system and this complicates the analysis of their joint distribution. We denote by ψ_j the event that the system is empty after the j th successful transmission. Furthermore, let $\bar{\psi}_j$ be the complementary event that the j th packet leaves behind a system with a packet waiting in the queue. The normalized probabilities of these events are given by

$$\mathbb{P}(\psi_j) = \frac{\pi_0}{\pi_0 + \pi_1} = \frac{\mu - \lambda\mu}{\lambda + \mu - \lambda\mu}, \quad (22)$$

$$\mathbb{P}(\bar{\psi}_j) = \frac{\pi_1}{\pi_0 + \pi_1} = \frac{\lambda}{\lambda + \mu - \lambda\mu}. \quad (23)$$

Then, the expectations $\mathbb{E}[ZT]$, $\mathbb{E}[Z]$, and $\mathbb{E}[Z^2]$, in (9) can be calculated by conditioning on the events ψ_j and $\bar{\psi}_j$.

The inter-reception time of the j th packet given that the $(j-1)$ th packet leaves behind an empty system is given by the convolution of two independent geometric random variables that represent the interarrival time of update j and the service time of the same update. Hence,

$$\begin{aligned} \mathbb{P}\{Z_j = z | \psi_{j-1}\} &= \sum_{k=1}^{z-1} \mathbb{P}\{Y_j = k\} \mathbb{P}\{S_j = z - k\} = \\ &= \frac{\lambda\mu}{\mu - \lambda} [(1-\lambda)^{z-1} - (1-\mu)^{z-1}], \end{aligned} \quad (24)$$

$$\mathbb{E}[Z_j | \psi_{j-1}] = \frac{\lambda + \mu}{\lambda\mu}, \quad (25)$$

$$\mathbb{E}[Z_j^2 | \psi_{j-1}] = \frac{2\lambda^2 + 2\lambda\mu - \lambda^2\mu + 2\mu^2 - \lambda\mu^2}{\lambda^2\mu^2}. \quad (26)$$

Moreover, in case there is a packet waiting in the queue that starts service as soon as packet $(j-1)$ completes service, we have

$$\mathbb{P}\{Z_j = z | \bar{\psi}_{j-1}\} = \mu (1-\mu)^{z-1}, \quad (27)$$

$$\mathbb{E}[Z_j | \bar{\psi}_{j-1}] = \frac{1}{\mu}, \quad (28)$$

$$\mathbb{E}[Z_j^2 | \bar{\psi}_{j-1}] = \frac{2-\mu}{\mu^2}. \quad (29)$$

Then, the last two terms in (9) can be obtained as

$$\begin{aligned} \mathbb{E}[Z_j] &= \mathbb{E}[Z_j | \psi_{j-1}] \mathbb{P}(\psi_{j-1}) + \mathbb{E}[Z_j | \bar{\psi}_{j-1}] \mathbb{P}(\bar{\psi}_{j-1}) = \\ &= \frac{\lambda + \mu}{\lambda\mu} \frac{\mu - \lambda\mu}{\lambda + \mu - \lambda\mu} + \frac{1}{\mu} \frac{\lambda}{\lambda + \mu - \lambda\mu} = \\ &= \frac{\lambda^2(1-\mu) + \lambda(1-\mu)\mu + \mu^2}{\lambda\mu(\lambda + \mu - \lambda\mu)}, \end{aligned} \quad (30)$$

and

$$\begin{aligned} \mathbb{E}[Z_j^2] &= \mathbb{E}[Z_j^2 | \psi_{j-1}] \mathbb{P}(\psi_{j-1}) + \mathbb{E}[Z_j^2 | \bar{\psi}_{j-1}] \mathbb{P}(\bar{\psi}_{j-1}) = \\ &= \frac{2\lambda^2 + 2\lambda\mu - \lambda^2\mu + 2\mu^2 - \lambda\mu^2}{\lambda^2\mu^2} \frac{\mu - \lambda\mu}{\lambda + \mu - \lambda\mu} + \\ &+ \frac{2-\mu}{\mu^2} \frac{\lambda}{\lambda + \mu - \lambda\mu}. \end{aligned} \quad (31)$$

To derive the conditional distributions of service time given the events ψ_{j-1} and $\bar{\psi}_{j-1}$ we note that the $(j-1)$ th packet leaves behind an empty system if and only if zero arrivals occur while it is being served. Then, the conditional distribution of service time given the event ψ_{j-1} , where $f_S(\cdot)$ is the service time pmf, is given by

$$\begin{aligned} \mathbb{P}\{S_{j-1} = k | \psi_{j-1}\} &= \frac{\mathbb{P}(\psi_{j-1} | S_{j-1} = k) f_S(k)}{\sum_{k=1}^{\infty} \mathbb{P}(\psi_{j-1} | S_{j-1} = k) f_S(k)} = \\ &= \frac{\binom{k}{0} (1-\lambda)^k \mu (1-\mu)^{k-1}}{\sum_{k=1}^{\infty} \binom{k}{0} (1-\lambda)^k \mu (1-\mu)^{k-1}} = \\ &= ((1-\lambda)(1-\mu))^{k-1} (\lambda + \mu - \lambda\mu), \end{aligned} \quad (32)$$

with the resulting conditional expectation

$$\mathbb{E}[S_{j-1} | \psi_{j-1}] = \frac{1}{\lambda + \mu - \lambda\mu}. \quad (33)$$

For the complementary event $\bar{\psi}_{j-1}$ the conditional distribution of the service time is given by

$$\begin{aligned} \mathbb{P}\{S_{j-1} = k | \bar{\psi}_{j-1}\} &= \frac{\mathbb{P}(\bar{\psi}_{j-1} | S_{j-1} = k) f_S(k)}{\sum_{k=1}^{\infty} \mathbb{P}(\bar{\psi}_{j-1} | S_{j-1} = k) f_S(k)} = \\ &= \frac{(1 - \binom{k}{0} (1-\lambda)^k) \mu (1-\mu)^{k-1}}{\sum_{k=1}^{\infty} (1 - \binom{k}{0} (1-\lambda)^k) \mu (1-\mu)^{k-1}} = \\ &= \frac{(1 - (1-\lambda)^k) \mu (1-\mu)^{k-1} (\lambda + \mu - \lambda\mu)}{\lambda}, \end{aligned} \quad (34)$$

with the resulting conditional expectation

$$\begin{aligned}\mathbb{E}[S_{j-1}|\bar{\psi}_{j-1}] &= \frac{\lambda(1-\mu)^2 + (2-\mu)\mu}{\mu(\lambda + \mu - \lambda\mu)} = \\ &= \frac{1}{\lambda + \mu - \lambda\mu} + \frac{1}{\mu} - 1.\end{aligned}\quad (35)$$

We proceed with the characterization of the waiting time for transmitted packets via considering the events of transmission (tx) or replacement (drop). We consider two possible server states of node i , either idle or busy. A packet arrival finds the server idle with probability $\mathbb{P}(\text{idle}) = \pi_0$, due to the BASTA property (Bernoulli Arrivals See Time Averages) [54]. A packet arrival finds the server busy with probability $\mathbb{P}(\text{busy}) = 1 - \pi_0$. This packet will receive service if and only if zero arrivals occur while the packet in the server is transmitted. Let R represent the remaining service time of an update, with pmf $f_R(r)$, and let ϕ be the event that zero arrivals occur during the remaining service time. For every measurable set $A \subset [0, \infty)$, we define the probability

$$\mathbb{P}(\phi, R \in A) = \sum_{r \in A} \mathbb{P}(\phi|R=r)f_R(r). \quad (36)$$

Then, the probability of transmission conditioned on the event that the server is busy is given by

$$\begin{aligned}\mathbb{P}(\text{tx}|\text{busy}) &= \sum_{r=0}^{\infty} \mathbb{P}(\phi|R=r)f_R(r) = \\ &= \sum_{r=1}^{\infty} \binom{r}{0} (1-\lambda)^r \mu (1-\mu)^{r-1} = \\ &= \frac{\mu - \lambda\mu}{\lambda + \mu - \lambda\mu}.\end{aligned}\quad (37)$$

As a result,

$$\mathbb{P}(\text{busy}, \text{tx}) = (1 - \pi_0) \frac{\mu - \lambda\mu}{\lambda + \mu - \lambda\mu}. \quad (38)$$

The distribution of the waiting time conditioned on the event $\{\text{busy}, \text{tx}\}$ is given by

$$\begin{aligned}f(w|\text{busy}, \text{tx}) &= f(r|\phi) = \frac{\mathbb{P}(\phi|R=r)f_R(r)}{\sum_{r=0}^{\infty} \mathbb{P}(\phi|R=r)f_R(r)} = \\ &= \frac{\binom{r}{0} (1-\lambda)^r \mu (1-\mu)^{r-1}}{\sum_{r=1}^{\infty} \binom{r}{0} (1-\lambda)^r \mu (1-\mu)^{r-1}} = \\ &= [(1-\lambda)(1-\mu)]^{r-1} (\lambda + \mu - \lambda\mu) = \\ &= [1 - (\lambda + \mu - \lambda\mu)]^{r-1} (\lambda + \mu - \lambda\mu).\end{aligned}\quad (39)$$

Hence, W conditioned on the event $\{\text{busy}, \text{tx}\}$ is geometrically distributed with parameter $(\lambda + \mu - \lambda\mu)$.

Finally, using (39) the expected value of the waiting time for a transmitted packet is obtained as

$$\begin{aligned}\mathbb{E}[W|\text{tx}] &= \frac{(1-\lambda)\lambda(1-\mu)(\mu + \lambda - 2\lambda\mu)}{\lambda^2(\mu - 1)^2 + \lambda(1-2\mu)\mu + \mu^2} \times \\ &\times \frac{1}{(\lambda + \mu - \lambda\mu)}.\end{aligned}\quad (40)$$

Next, given the conditional expectations of the service time (33) and (35), and the expectation of the waiting time (40), we calculate the conditional expectations of the system time as follows

$$\begin{aligned}\mathbb{E}[T_{j-1}|\psi_{j-1}] &= \mathbb{E}[W_{j-1}|\psi_{j-1}] + \mathbb{E}[S_{j-1}|\psi_{j-1}] = \\ &= \mathbb{E}[W_{j-1}] + \mathbb{E}[S_{j-1}|\psi_{j-1}] = \\ &= \frac{1 + \frac{(1-\lambda)\lambda(1-\mu)(\lambda + \mu - 2\lambda\mu)}{\lambda^2(\mu - 1)^2 + \lambda(1-2\mu)\mu + \mu^2}}{(\lambda + \mu - \lambda\mu)},\end{aligned}\quad (41)$$

$$\begin{aligned}\mathbb{E}[T_{j-1}|\bar{\psi}_{j-1}] &= \mathbb{E}[W_{j-1}|\bar{\psi}_{j-1}] + \mathbb{E}[S_{j-1}|\bar{\psi}_{j-1}] = \\ &= \mathbb{E}[W_{j-1}] + \mathbb{E}[S_{j-1}|\bar{\psi}_{j-1}] = \\ &= \frac{(1-\lambda)\lambda(1-\mu)(\mu + \lambda - 2\lambda\mu)}{(\lambda + \mu - \lambda\mu)(\lambda^2(\mu - 1)^2 + \lambda(1-2\mu)\mu + \mu^2)} + \\ &+ \frac{1}{\lambda + \mu - \lambda\mu} + \frac{1}{\mu} - 1.\end{aligned}\quad (42)$$

Utilizing the probabilities (22), (23), the conditional expectations of the system time (41), (42), and the conditional expectations of the inter-reception time (25), (28), we calculate $\mathbb{E}[T_{j-1}Z_j]$ as follows

$$\begin{aligned}\mathbb{E}[T_{j-1}Z_j] &= \mathbb{P}(\psi_{j-1})(\mathbb{E}[Z_j|\psi_{j-1}]\mathbb{E}[T_{j-1}|\psi_{j-1}]) \\ &+ \mathbb{P}(\bar{\psi}_{j-1})(\mathbb{E}[Z_j|\bar{\psi}_{j-1}]\mathbb{E}[T_{j-1}|\bar{\psi}_{j-1}]) = \\ &= \frac{1}{\mu^2} + \frac{1-\lambda}{\lambda\mu} - \frac{1+\lambda}{(\lambda + \mu - \lambda\mu)^2} + \frac{1+2\lambda}{\lambda + \mu - \lambda\mu} + \\ &+ \frac{\lambda(1-2\mu + \lambda(3\mu - 2))}{\lambda^2(\mu - 1)^2 + \lambda(1-2\mu)\mu + \mu^2}.\end{aligned}\quad (43)$$

We refer to the time average rate of packets that enter and remain in the system as the *effective rate* and define it as

$$\begin{aligned}\lambda_e &= \lambda(1 - p_D) = \\ &= \lambda - \lambda \frac{\lambda^2(1-\mu)}{\lambda^2(1-\mu) + \lambda(1-\mu)\mu + \mu^2},\end{aligned}\quad (44)$$

where p_D is the packet dropping probability

$$p_D = \frac{\lambda^n(1-\mu)}{\mu^n(1-\lambda)} \left(1 + \frac{\lambda}{\mu(1-\lambda)} + \frac{\lambda^n(1-\mu)^{n-1}}{\mu^n(1-\lambda)^{n-1}} \right)^{-1} \quad (45)$$

for $n = 2$.

Finally, using (30), (31), (43), (44), and (9), the average age of information of node i for the replacement discipline is calculated as shown in (46). We recall that the analysis provided herein does not consider any coupling between the transmission queues but instead focuses on the AoI performance of an independent queue. Such a step would require knowing the stationary probability distribution of the joint queue length process. We proceed in the next section by detailing the three proposed access policies and evaluating them through simulations.

IV. SIMULATION RESULTS

The objective considered in this paper is to minimize the time average AoI over all policies and all nodes. In that

$$\Delta_{\text{replacement}} = \frac{1}{\lambda^2(1-\mu) + \lambda(1-\mu)\mu + \mu^2} \left(\lambda\mu(\lambda + \mu - \lambda\mu) \left(\frac{\lambda^2(1-\mu) + \lambda(1-\mu)\mu + \mu^2}{2\lambda\mu(\lambda + \mu - \lambda\mu)} + \frac{\lambda(\lambda(3\mu-2) - 2\mu + 1)}{\lambda^2(\mu-1)^2 + \lambda\mu(1-2\mu) + \mu^2} \right) \right. \\ \left. + \frac{\lambda^3(\mu-2)(\mu-1) + \lambda^2(\mu-2)(\mu-1)\mu + \lambda\mu^2(2-3\mu) + 2\mu^3}{2\lambda^2\mu^2(\lambda + \mu - \lambda\mu)} + \frac{1-\lambda}{\lambda\mu} + \frac{2\lambda+1}{\lambda + \mu - \lambda\mu} - \frac{\lambda+1}{(\lambda + \mu - \lambda\mu)^2} + \frac{1}{\mu^2} \right). \quad (46)$$

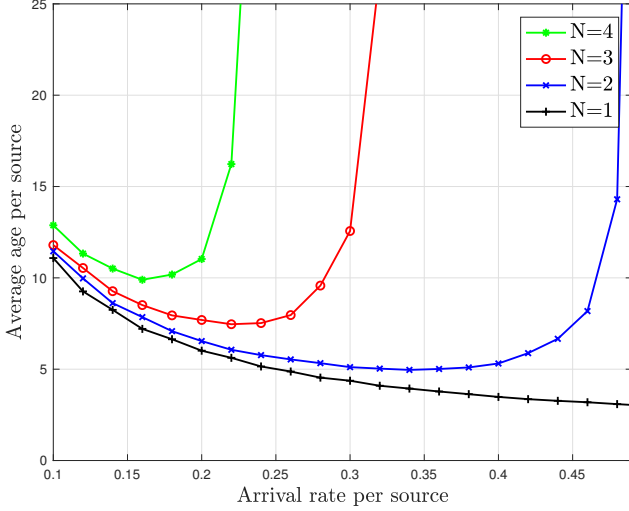


Fig. 5: Average age per source vs. the arrival rate λ_i for the round-robin scheduler without packet management at the transmission queues.

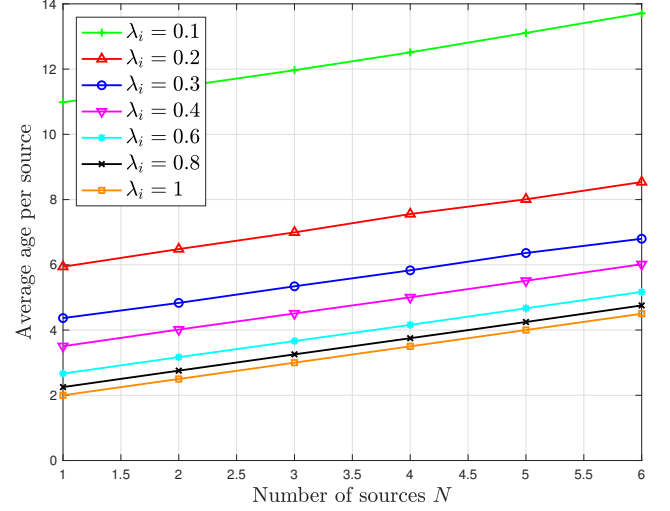


Fig. 6: Average age per source vs. the number of sources N for the round-robin scheduler with the replacement queue discipline.

direction, we first investigate all policies without the effect of channel fading through simulations. We develop a MATLAB-based behavioural simulator where each case runs for 10^6 timeslots.

A. Round-robin Scheduled Access

In the round-robin scheduler nodes take turns to transmit their status updates. If there is no packet at the i th queue waiting for transmission then the assigned time slot to source i is wasted with no transmission taking place. Round-robin is a simple scheduler that does not require dynamic coordination but comes with a throughput loss. Assuming a fixed scheduling interval, each node is assigned a unique time slot index.

In Fig. 5 the average AoI per source is shown as a function of the arrival rate per source without any packet management, for $\lambda_1 = \dots = \lambda_N$ and success probability 1, at the destination. We observe that the AoI tends to infinity as the arrival rate tends to $1/N$. This is due to the violation of the stability conditions for the queues implying infinite queueing delay.

In Fig. 6 the average AoI per source is shown as a function of the number of source nodes N with a replacement queue, for $\lambda_1 = \dots = \lambda_N$ and success probability 1, at the destination. In this case, the AoI is a monotonically decreasing function of the arrival rate. Moreover, we note that the AoI increases linearly with the number of source nodes N . The average AoI for the round-robin scheduler with the

replacement queue discipline is lower bounded by $\frac{N+3}{2}$, where N the number of source nodes in the system, i.e.,

$$\Delta_i \geq \frac{N+3}{2}, \quad \forall i \in \{1, \dots, N\}, \quad \lambda_i \in (0, 1). \quad (47)$$

B. Work-conserving Scheduled Access

The work-conserving scheduler makes probabilistic decisions among the nodes that have a packet at the transmission queue at the same time slot. Specifically, source i is assigned the given time slot with probability $1/\tilde{N}$, where \tilde{N} is the number of sources that have a packet available for transmission. A time slot is wasted with no transmission taking place only when we have an empty system.

In Fig. 7 the average AoI per source is shown as a function of the number of source nodes N with a replacement queue discipline, for $\lambda_1 = \dots = \lambda_N$ and success probability 1, at the destination. With solid line we plot the work-conserving scheduler and with dashed line the round-robin scheduler. The AoI of source i for the work-conserving scheduler is a monotonically decreasing function of the arrival rate λ_i , similar to the round-robin scheduler. Moreover, we observe that as λ_i decreases, the gap between the performance of the work-conserving scheduler and the round-robin scheduler increases. For $\lambda_i = 1$ when there is always a packet available for transmission the performance of the two schedulers with respect to the AoI metric coincides. Therefore, the average AoI for the work-conserving scheduler with the replacement

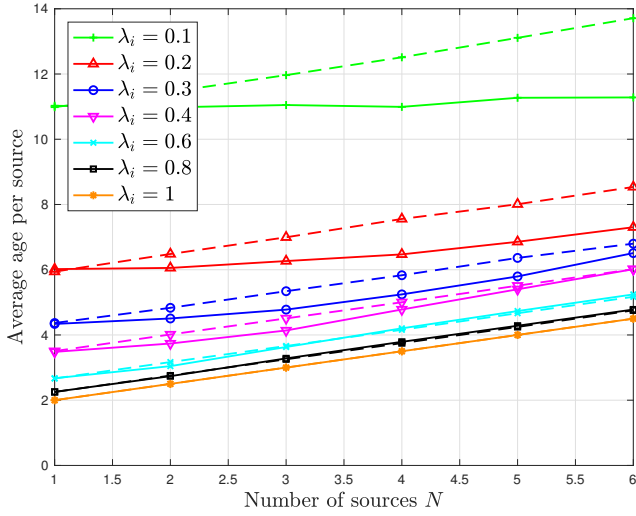


Fig. 7: Average age per source vs. the number of sources N for the work-conserving scheduler (solid lines) with the replacement queue discipline. The round-robin scheduler is depicted with dashed lines.

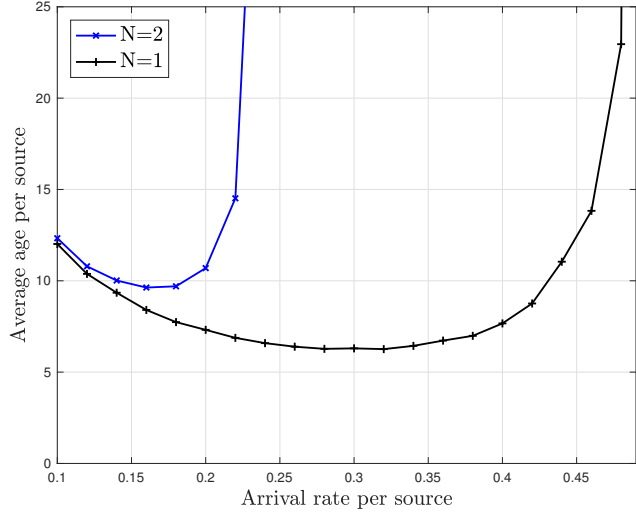


Fig. 8: Average age per source vs. the arrival rate λ_i for the random access without packet management at the transmission queues.

queue discipline is also lower bounded by $\frac{N+3}{2}$ where N the number of source nodes in the system, i.e.,

$$\Delta_i \geq \frac{N+3}{2}, \quad \forall i \in \{1, \dots, N\}, \quad \lambda_i \in (0, 1). \quad (48)$$

C. Random Access

In the slotted random access policy, at each time slot, node i attempts to transmit the packet at the head of the queue with probability q_i , provided that the queue is not empty.

In Fig. 8 the average AoI per source is shown as a function of the arrival rate per source without any packet management, for $\lambda_1 = \dots = \lambda_N$, $q = q_1 = \dots = q_N = 0.5$, and a

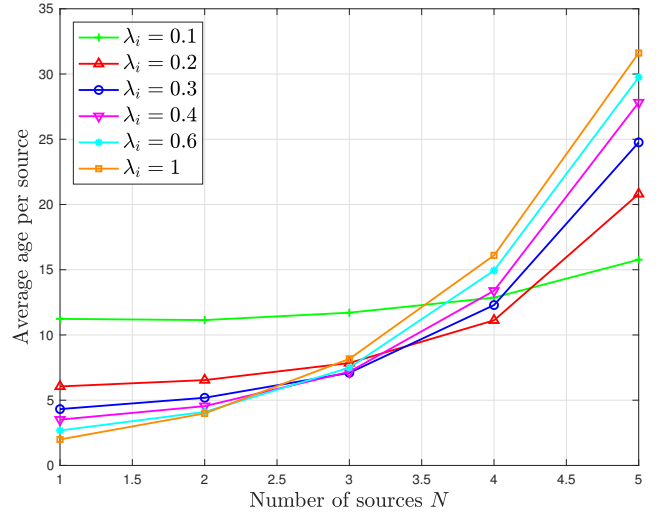


Fig. 9: Average age per source vs. the arrival rate λ_i for the random access with the replacement queue discipline.

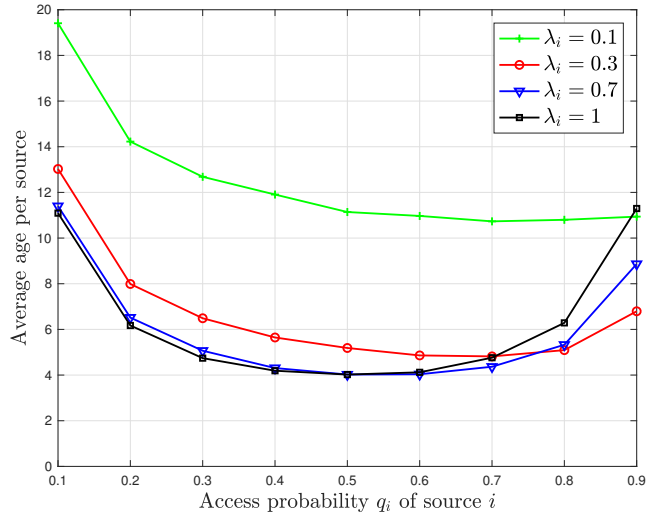


Fig. 10: Average age vs. the access probability q_i for the random access with the replacement queue discipline and $N = 2$.

collision channel with success probability $\tilde{N}q(1-q)^{\tilde{N}-1}$, at the destination. We observe that the AoI tends to infinity as the arrival rate tends to $(1/N)*q$. This is due to the violation of the stability conditions for the queues implying infinite queueing delay.

In Fig. 9 the average AoI per source is shown as a function of the number of source nodes N with a replacement queue, for $\lambda_1 = \dots = \lambda_N$, $q = q_1 = \dots = q_N = 0.5$, and a collision channel with success probability $\tilde{N}q(1-q)^{\tilde{N}-1}$, at the destination. We observe that the arrival rate that minimizes the AoI changes depending on the number of sources N . Specifically, for small values of the arrival rate λ_i it is preferable to have more source nodes transmitting, while for large values of the arrival rate λ_i it is preferable to have few source nodes. The AoI of source i is a monotonically

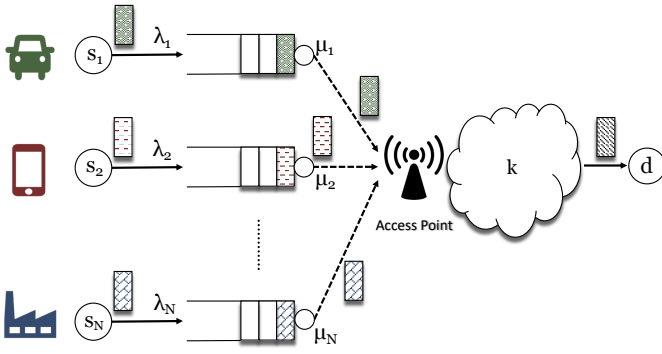


Fig. 11: Status updates over a multiaccess network with out-of-order receptions.

decreasing function of the arrival rate λ_i for $N \in \{1, 2\}$.

In Fig. 10 the average AoI per source is shown as a function of the access probability q_i of source i with a replacement queue, for $N = 2$, $\lambda_1 = \lambda_2$, and a collision channel, at the destination. In this setup, we can find the optimal access probability q_i for various arrival rates λ_i and number of nodes N . It is interesting to see that when q_i is small it is better to have a large arrival rate in order to guarantee that there will be packets available for transmission. On the other hand, for large q_i a small rate is beneficial since the absence of packets reduces the collisions.

V. FADING AND NETWORK PATH DIVERSITY

In this section, we consider the effect of the success probability of a packet erasure model and the effect of the network path diversity on the system, and present how the different parameters affect the system performance.

In particular, we assume that the node considered until now as the destination is an access point (AP). Packets are sent through wireless channels to the AP and then from the AP they are transmitted through an error free network to the final destination, as shown in Fig. 11. After the AP we consider a process that captures the *network delay* imposed to packets. This is a simplified model of the random delay experienced by a packet after its departure from the AP to the final destination d . This process can model several cases, such as the delay for contending with other packets in the reception queue, multiple hops, or the processing time at the receiver. We model the availability of resources and the network path diversity by assuming an infinite number of servers at the AP. The network delay process follows a geometric distribution with mean $1/k$, for $0 < k < 1$, and it causes packets to arrive at the destination d out of order.

The network delay process can cause out of order reception of packets at the destination d . We define an informative packet as a packet that carries the newest information compared to the packets of the same source arriving at the destination prior to it. A packet j is said to be obsolete if there is at least one packet with $k \geq 1$ of the same source generated after j , such that $t'_j > t'_{j+k}$. An informative packet is one that is not

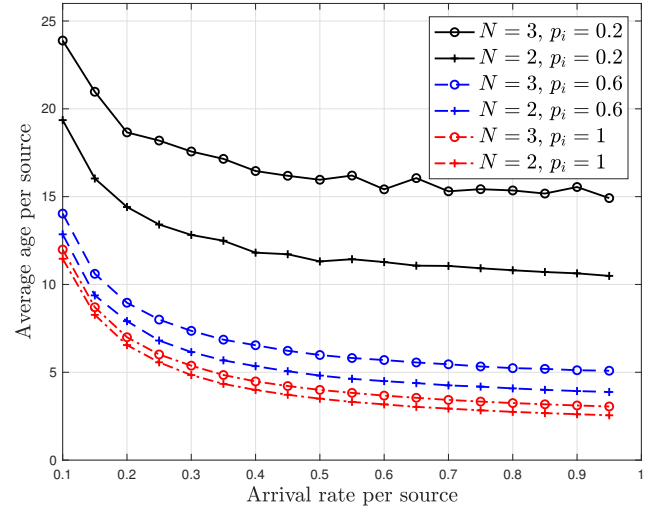


Fig. 12: Average age per source vs. the arrival rate λ_i for the round-robin scheduler with the replacement queue discipline. The success probability of the i th node is p_i .

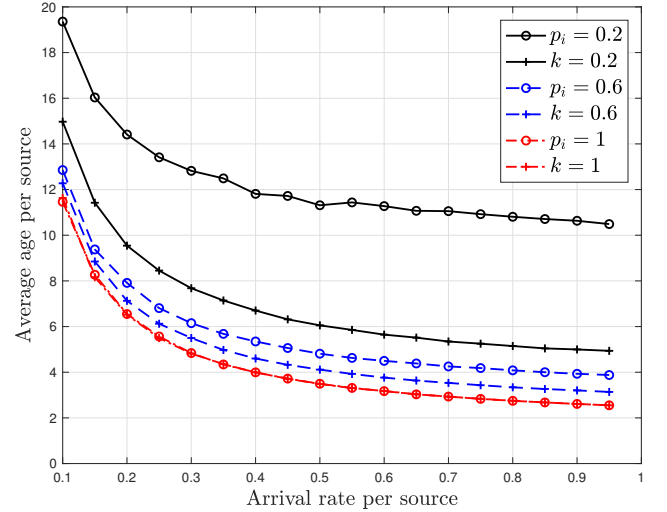


Fig. 13: Average age per source vs. the arrival rate λ_i for the round-robin scheduler with the replacement queue discipline, for $N = 2$. The success probability of the i th node is p_i and the network delay parameter is k .

rendered obsolete. Obsolete packets correspond to waste of resources since they do not provide fresh information to the destination. Thus, it is meaningful to minimize the percentage of obsolete packets among the transmitted packets.

In Fig. 12 the average AoI per source is shown as a function of the arrival rate per source node with a replacement queue, for the round-robin scheduler, $\lambda_1 = \dots = \lambda_N$, and success probability $p_1 = \dots = p_N$, at the AP. We see that as p_i decreases, the gap between the performance of the system for $N = 2$ and $N = 3$ increases. In other words, under good channel conditions adding more source nodes will degrade the AoI performance less compared to the case where the channel conditions are weak.

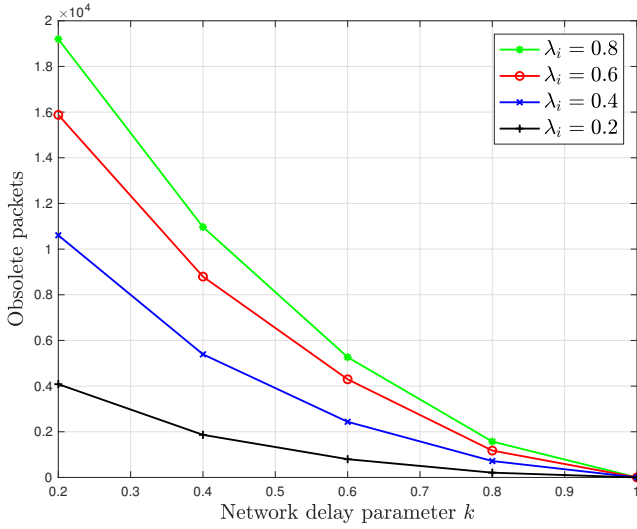


Fig. 14: Obsolete packets vs. the network delay parameter k for the round-robin scheduler with the replacement queue discipline, for $N = 2$. The time horizon is 100000 time slots.

In Fig. 13 we compare the effect of the parameters p_i and k on the AoI objective. Recall that the network delay process follows a geometric distribution with mean $1/k$. The average AoI per source is shown as a function of the arrival rate per source node with a replacement queue, for the round-robin scheduler, $N = 2$, and $\lambda_1 = \lambda_2$. For the different values of the success probability p_i the AoI is measured at the AP. For the different values of the parameter k the AoI is measured at the destination d , assuming that the transmission to the AP is instantaneous and error-free. We observe that the effect of the parameter k differs from the effect of the parameter p_i . This is due to the fact that a failure in transmission corresponds not only to a wasted time slot but also to a wasted turn for the source.

In Fig. 14 the number of obsolete packets is shown as a function of the network delay parameter k for the round-robin scheduler, $N = 2$, $\lambda_1 = \lambda_2$, and success probability 1, at the destination d . As expected, increasing the arrival rate at the source nodes results in more packets that are rendered obsolete. Hence, there is a tradeoff between the AoI performance and the number of wasted resources in terms of obsolete packets.

VI. SUMMARY

In this work, we have focused on the AoI performance of a network consisting of N source nodes communicating with a common receiver. Each source node has a buffer of infinite capacity to store incoming bursty traffic in the form of packets which should keep the receiver timely updated. We have considered two different queue disciplines at the transmission queues, with and without packet management, and we have derived analytical expressions for the AoI for both cases. We have investigated three different policies to access the common medium (i) round-robin scheduler (ii)

work-conserving scheduler (iii) random access. The work-conserving scheduler outperforms the round-robin scheduler. For the case of the random access one should optimize the access probabilities in connection to the arrival rates per source and the number of source nodes in the system. Moreover, we have considered the effect of the success probability of a packet erasure model and the effect of network path diversity, on the AoI performance. The presented simulation results provide guidelines for the design of the system.

APPENDIX A PROOF OF LEMMA 2

Given the DTMC described in Fig. 4 we define $r = \lambda(1 - \mu)$ and $s = \mu(1 - \lambda)$ and obtain the following balance equations:

$$\begin{aligned} \lambda\pi_0 &= \mu(1 - \lambda)\pi_1 \Leftrightarrow \pi_1 = \frac{\lambda}{\mu(1 - \lambda)}\pi_0, \\ \pi_1 &= \lambda\pi_0 + (1 - r - s)\pi_1 + s\pi_2 \Leftrightarrow \pi_2 = \frac{\lambda^2(1 - \mu)}{\mu^2(1 - \lambda)^2}\pi_0. \end{aligned}$$

Summarizing, for $n \in \{1, 2\}$ we have that

$$\pi_n = \frac{\lambda^n(1 - \mu)^{n-1}}{\mu^n(1 - \lambda)^n}\pi_0.$$

Moreover, we know that

$$\pi_0 + \frac{\lambda}{\mu(1 - \lambda)}\pi_0 + \frac{\lambda^2(1 - \mu)}{\mu^2(1 - \lambda)^2}\pi_0 = 1.$$

Hence, the probability that the queue is empty is given by

$$\pi_0 = \frac{\lambda - \mu}{\lambda \left(\frac{\lambda(1 - \mu)}{\mu(1 - \lambda)} \right)^2 - \mu}.$$

REFERENCES

- [1] S. Kaul, M. Gruteser, V. Rai, and J. Kenney, "Minimizing age of information in vehicular networks," in *Proc. IEEE Communications Society Conference on Sensor, Mesh and Ad Hoc Communications and Networks (SECON)*, June 2011, pp. 350–358.
- [2] S. Kaul, R. Yates, and M. Gruteser, "On piggybacking in vehicular networks," in *Proc. IEEE Global Telecommunications Conference (GLOBECOM)*, Dec. 2011, pp. 1–5.
- [3] X. Wu, J. Yang, and J. Wu, "Optimal status update for age of information minimization with an energy harvesting source," *IEEE Transactions on Green Communications and Networking*, vol. 2, no. 1, pp. 193–204, 2017.
- [4] A. Arafat and S. Ulukus, "Timely updates in energy harvesting two-hop networks: Offline and online policies," 2018. [Online]. Available: <https://arxiv.org/abs/1812.01005>
- [5] A. Arafat, J. Yang, S. Ulukus, and H. V. Poor, "Age-minimal transmission for energy harvesting sensors with finite batteries: Online policies," 2018. [Online]. Available: <https://arxiv.org/abs/1806.07271>
- [6] S. Nath, J. Wu, and J. Yang, "Delay and energy efficiency tradeoff for information pushing system," *IEEE Transactions on Green Communications and Networking*, vol. 2, no. 4, pp. 1027–1040, 2018.
- [7] Z. Chen, N. Pappas, E. Björnson, and E. G. Larsson, "Age of information in a multiple access channel with heterogeneous traffic and an energy harvesting node," in *Proc. IEEE International Conference on Computer Communications (INFOCOM) Workshop*, April 2019, pp. 1–6.
- [8] Y. Gu, H. Chen, Y. Zhou, Y. Li, and B. Vucetic, "Timely status update in internet of things monitoring systems: An age-energy tradeoff," *IEEE Internet of Things Journal*, 2019.
- [9] H. Yu, L. Breslau, and S. Shenker, "A scalable web cache consistency architecture," *ACM SIGCOMM Computer Communication Review*, vol. 29, no. 4, pp. 163–174, Aug. 1999.

- [10] C. Kam, S. Kompella, G. D. Nguyen, J. E. Wieselthier, and A. Ephremides, "Information freshness and popularity in mobile caching," in *Proc. IEEE International Symposium on Information Theory (ISIT)*, June 2017, pp. 136–140.
- [11] R. D. Yates, P. Ciblat, A. Yener, and M. Wigger, "Age-optimal constrained cache updating," in *Proc. IEEE International Symposium on Information Theory (ISIT)*, June 2017, pp. 141–145.
- [12] J. Zhong, R. D. Yates, and E. Soljanin, "Two freshness metrics for local cache refresh," in *Proc. IEEE International Symposium on Information Theory (ISIT)*, June 2018, pp. 1924–1928.
- [13] C. Kam, S. Kompella, G. D. Nguyen, J. E. Wieselthier, and A. Ephremides, "Modeling the age of information in emulated ad hoc networks," in *Proc. IEEE Military Communications Conference (MILCOM)*, Oct. 2017, pp. 436–441.
- [14] Q. He, G. Dán, and V. Fodor, "Minimizing age of correlated information for wireless camera networks," in *Proc. IEEE International Conference on Computer Communications (INFOCOM)*, April 2018, pp. 547–552.
- [15] M. A. Abd-Elmagid and H. S. Dhillon, "Average age-of-information minimization in uav-assisted iot networks," 2018. [Online]. Available: <https://arxiv.org/abs/1804.06543>
- [16] M. A. Abd-Elmagid, N. Pappas, and H. S. Dhillon, "On the role of age-of-information in internet of things," 2018. [Online]. Available: <https://arxiv.org/abs/1812.08286>
- [17] I. Kadota, E. Uysal-Biyikoglu, R. Singh, and E. Modiano, "Minimizing the age of information in broadcast wireless networks," in *Proc. Allerton Conference on Communication, Control, and Computing (Allerton)*, Sept. 2016, pp. 844–851.
- [18] Y. P. Hsu, E. Modiano, and L. Duan, "Age of information: Design and analysis of optimal scheduling algorithms," in *Proc. IEEE International Symposium on Information Theory (ISIT)*, June 2017, pp. 561–565.
- [19] I. Kadota, A. Sinha, E. Uysal-Biyikoglu, R. Singh, and E. Modiano, "Scheduling policies for minimizing age of information in broadcast wireless networks," *IEEE/ACM Transactions on Networking (TON)*, vol. 26, no. 6, pp. 2637–2650, 2018.
- [20] B. Buyukates, A. Soysal, and S. Ulukus, "Age of information in multicast networks with multiple update streams," 2019. [Online]. Available: <https://arxiv.org/abs/1904.11481>
- [21] M. Costa, S. Valentin, and A. Ephremides, "On the age of channel information for a finite-state markov model," in *Proc. IEEE International Conference on Communications (ICC)*, June 2015, pp. 4101–4106.
- [22] M. Costa, S. Valentin, and A. Ephremides, "On the age of channel state information for non-reciprocal wireless links," in *Proc. IEEE International Symposium on Information Theory (ISIT)*, June 2015, pp. 2356–2360.
- [23] A. G. Klein, S. Farazi, W. He, and D. R. Brown, "Staleness bounds and efficient protocols for dissemination of global channel state information," *IEEE Transactions on Wireless Communications*, vol. 16, no. 9, pp. 5732–5746, Sept. 2017.
- [24] S. Farazi, A. G. Klein, and D. R. Brown, "Bounds on the age of information for global channel state dissemination in fully-connected networks," in *Proc. IEEE 26th International Conference on Computer Communication and Networks (ICCCN)*, July 2017, pp. 1–7.
- [25] S. Kaul, R. Yates, and M. Gruteser, "Real-time status: How often should one update?" in *Proc. IEEE International Conference on Computer Communications (INFOCOM)*, March 2012, pp. 2731–2735.
- [26] A. Kosta, N. Pappas, A. Ephremides, and V. Angelakis, "Age and value of information: Non-linear age case," in *Proc. IEEE International Symposium on Information Theory (ISIT)*, June 2017, pp. 326–330.
- [27] L. Huang and E. Modiano, "Optimizing age-of-information in a multi-class queueing system," in *Proc. IEEE International Symposium on Information Theory (ISIT)*, June 2015, pp. 1681–1685.
- [28] R. D. Yates and S. K. Kaul, "The age of information: Real-time status updating by multiple sources," *IEEE Transactions on Information Theory*, vol. 65, no. 3, pp. 1807–1827, 2019.
- [29] G. Stamatakis, N. Pappas, and A. Traganitis, "Optimal policies for status update generation in a wireless system with heterogeneous traffic," 2018. [Online]. Available: <https://arxiv.org/abs/1810.03201>
- [30] C. Kam, S. Kompella, G. D. Nguyen, and A. Ephremides, "Effect of message transmission path diversity on status age," *IEEE Transactions on Information Theory*, vol. 62, no. 3, pp. 1360–1374, March 2016.
- [31] M. Costa, M. Codreanu, and A. Ephremides, "On the age of information in status update systems with packet management," *IEEE Transactions on Information Theory*, vol. 62, no. 4, pp. 1897–1910, April 2016.
- [32] N. Pappas, J. Gunnarsson, L. Kratz, M. Kountouris, and V. Angelakis, "Age of information of multiple sources with queue management," in *Proc. IEEE International Conference on Communications (ICC)*, June 2015, pp. 5935–5940.
- [33] S. K. Kaul, R. D. Yates, and M. Gruteser, "Status updates through queues," in *Proc. IEEE Conference on Information Sciences and Systems (CISS)*, March 2012, pp. 1–6.
- [34] E. Najm and R. Nasser, "Age of information: The gamma awakening," in *Proc. IEEE International Symposium on Information Theory (ISIT)*, July 2016, pp. 2574–2578.
- [35] A. M. Bedewy, Y. Sun, and N. B. Shroff, "Optimizing data freshness, throughput, and delay in multi-server information-update systems," in *Proc. IEEE International Symposium on Information Theory (ISIT)*, July 2016, pp. 2569–2573.
- [36] R. D. Yates, "Age of information in a network of preemptive servers," in *Proc. IEEE International Conference on Computer Communications (INFOCOM) Workshops*, April 2018, pp. 118–123.
- [37] E. Najm and E. Telatar, "Status updates in a multi-stream m/g/1/1 preemptive queue," in *Proc. IEEE International Conference on Computer Communications (INFOCOM) Workshops*, April 2018, pp. 124–129.
- [38] R. D. Yates, "The age of information in networks: Moments, distributions, and sampling," 2018. [Online]. Available: <https://arxiv.org/abs/1806.03487>
- [39] Y. Inoue, H. Masuyama, T. Takine, and T. Tanaka, "A general formula for the stationary distribution of the age of information and its application to single-server queues," 2018. [Online]. Available: <https://arxiv.org/abs/1804.06139>
- [40] Q. He, D. Yuan, and A. Ephremides, "Optimizing freshness of information: On minimum age link scheduling in wireless systems," in *Proc. IEEE 14th International Symposium on Modeling and Optimization in Mobile, Ad Hoc, and Wireless Networks (WiOpt)*, May 2016, pp. 1–8.
- [41] Q. He, D. Yuan, and A. Ephremides, "On optimal link scheduling with min-max peak age of information in wireless systems," in *Proc. IEEE International Conference on Communications (ICC)*, May 2016, pp. 1–7.
- [42] R. Talak, S. Karaman, and E. Modiano, "Distributed scheduling algorithms for optimizing information freshness in wireless networks," 2018. [Online]. Available: <https://arxiv.org/abs/1803.06469>
- [43] R. Talak, S. Karaman, and E. Modiano, "Optimizing information freshness in wireless networks under general interference constraints," in *Proc. ACM International Symposium on Mobile Ad Hoc Networking and Computing (Mobihoc)*, June 2018, pp. 61–70.
- [44] R. Talak, I. Kadota, S. Karaman, and E. Modiano, "Scheduling policies for age minimization in wireless networks with unknown channel state," in *Proc. IEEE International Symposium on Information Theory (ISIT)*, June 2018, pp. 2564–2568.
- [45] I. Kadota, A. Sinha, and E. Modiano, "Scheduling algorithms for optimizing age of information in wireless networks with throughput constraints," *IEEE/ACM Transactions on Networking*, 2018.
- [46] Z. Jiang, B. Krishnamachari, X. Zheng, S. Zhou, and Z. Niu, "Timely status update in massive iot systems: Decentralized scheduling for wireless uplinks," 2018. [Online]. Available: <https://arxiv.org/abs/1801.03975>
- [47] A. Maatouk, M. Assaad, and A. Ephremides, "Minimizing the age of information: Noma or oma?" in *Proc. IEEE International Conference on Computer Communications (INFOCOM) Wrkshp*, April 2019, pp. 1–7.
- [48] Z. Jiang, S. Zhou, Z. Niu, and Y. Cheng, "A unified sampling and scheduling approach for status update in multiaccess wireless networks," in *Proc. IEEE International Conference on Computer Communications (INFOCOM)*, April 2019.
- [49] R. D. Yates and S. K. Kaul, "Status updates over unreliable multiaccess channels," in *Proc. IEEE International Symposium on Information Theory (ISIT)*, June 2017, pp. 331–335.
- [50] A. Kosta, N. Pappas, A. Ephremides, and V. Angelakis, "Age of information and throughput in a shared access network with heterogeneous traffic," in *Proc. IEEE Global Telecommunications Conference (GLOBECOM)*, Dec. 2018, pp. 1–6.
- [51] A. Kosta, N. Pappas, and V. Angelakis, "Age of information: A new concept, metric, and tool," *Foundations and Trends® in Networking*, vol. 12, no. 3, pp. 162–259, 2017.
- [52] L. Kleinrock, *Queueing Systems*. Wiley Interscience, 1975, vol. I: Theory.

- [53] R. Nelson, *Probability, stochastic processes and queueing theory: the mathematics of computer performance modeling*. New York: Springer-Verlag, 1995.
- [54] R. B. Cooper, *Introduction to queueing theory*. New York: North Holland.