

Magnon heralding in cavity optomagnonics

Victor A. S. V. Bittencourt,* Verena Feulner, and Silvia Viola Kusminskiy†
Max Planck Institute for the Science of Light, Staudtstr. 2, PLZ 91058, Erlangen, Germany

In the emerging field of cavity optomagnonics, photons are coupled coherently to magnons in solid state systems. These new systems are promising platforms for hybrid quantum technologies. Being able to prepare Fock states in such platforms is an essential step towards the implementation of quantum information schemes. We propose a magnon-heralding protocol to generate a magnon Fock state by detecting an optical cavity photon. Due to the peculiarities of the optomagnonic coupling, the protocol involves two distinct cavity photon modes. Solving the quantum Langevin equations of the coupled system, we show that the temporal scale of the heralding is governed by the magnon-photon cooperativity, and derive the requirements for generating high fidelity magnon Fock states. We show that the non-classical character of the heralded state, which is imprinted in the autocorrelation of an optical “read” mode, is only limited by the magnon lifetime for small enough temperatures. We address the detrimental effects of non-vacuum initial states, showing that high fidelity Fock states can be achieved by active cooling the system prior to the protocol.

I. INTRODUCTION

Hybrid systems play an important role in the ongoing development of quantum technologies, for example as interfaces between different types of information carriers and between storage and transmission lines [1]. A new exciting development in this area is the recently demonstrated possibility of coherently coupling photons to collective magnetic excitations (magnons) in magnetically ordered solid state systems, both for microwave [2–4] and optical photons [5, 6]. In these systems, the spin-photon coupling is enhanced due to the collective character of the magnetic excitations, as well as by the use of a cavity for the photons. Applying an external magnetic field allows moreover to tune the frequency of the magnonic excitations. This has been used to bring magnon modes in resonance with photons in a microwave cavity, which allowed the observation of strong coupling between magnons and photons [2–4, 7, 8]. In turn, this coupling has been used for engineering the indirect interaction between the magnons and a superconducting qubit [9, 10]. The coherent interaction between solid state magnons and optical photons has been observed recently in Brillouin light scattering experiments in Yttrium-Iron-Garnet (YIG) optical cavities [5, 6, 11–14], and theoretically studied [15–19]. In this framework, the solid state system is both the host of the magnetic excitations and the cavity supporting the photons. The origin of the optomagnonic coupling is the Faraday effect, in which the light which propagates in a magnetized material has its polarization rotated [20]. In contrast to the microwave regime, optical photons and magnons couple parametrically [15, 16].

An important part in engineering quantum devices is state preparation. In this manuscript, we propose a heralding protocol in a cavity optomagnonic system

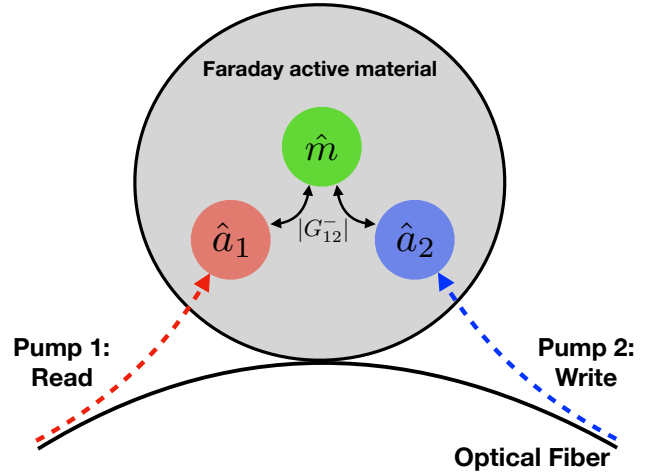


Figure 1: Proposed setup for the magnon heralding protocol. Two optical modes \hat{a}_1 and \hat{a}_2 are coupled to a magnon mode \hat{m} via the optomagnonic interaction $G_{12}^- \hat{a}_1^\dagger \hat{a}_2 \hat{m}^\dagger + h.c.$. Each mode can be individually driven externally, in order to “write” a magnon Fock state by measuring one photon and subsequently “read” it.

in which a magnon Fock state is created by the measurement of an optical photon. Apart from their interest for quantum information processing [21], magnon Fock states are collective excitations involving millions of spins, and the heralding protocol can be used as a preparation step to probe quantum mechanics in macroscopic systems. Heralding protocols are often proposed in the context of hybrid systems coupled to light, inspired by the DLCZ protocol [22]. The method relies on generating an entangled state of a given system of interest and light, which is projected to a desired configuration once a photon is measured. Heralding was originally proposed to generate entanglement between collective excitations in atomic clouds and was further translated to other systems, for example for preparing single phonon Fock states in optomechanics [23–25], or to prepare atomic states in

*Electronic address: victor.bittencourt@mpl.mpg.de

†Electronic address: silvia.viola-kusminskiy@mpl.mpg.de

cold-atoms experiments [26–30]. In our case, due to the peculiarities of the optomagnonic coupling, the heralding protocol involves two photon modes and one magnon mode, as depicted schematically in Fig. 1. The protocol consists of two phases: write and read, each implemented with light pulses. In the write phase, correlated pairs of magnons and photons are created, and the measurement of a photon collapses the state of the system to a magnon Fock state. The read phase maps the heralded excitation to a photon that can be further probed or used for other purposes.

We present an analytical analysis of the proposed protocol and study its feasibility in cavity optomagnonic solid state systems. We show that the probability of heralding a magnon Fock state can be in line with the experimentally measured heralding probability in optomechanical experiments [25, 31] and in cold atoms experiments [29, 32, 33] provided cooperativities of the order of 10^{-2} can be achieved. The read photon field is a witness of heralding, exhibiting non classical counting statistics for a successfully heralded magnon state. If the strong coupling regime is reached, Rabi oscillations take place, allowing for an efficient conversion between the heralded magnon state and the read photon field. We moreover study the dependence of the protocol on the initial state of the system and derive cooling requirements. Our results show that, although the heralding protocol is highly susceptible to deviations of the initial state from the magnon vacuum, a high fidelity heralded single-magnon Fock state can be achieved through an efficient initial cooling of a thermal magnon state. We complement our analytical results based on square light pulses, with numerical results for Gaussian pulses.

The manuscript is organized as follows. In section II we present the model based on a linearized optomagnonic Hamiltonian. In section III we describe the heralding protocol and show the temporal constraints imposed by both magnon and photon linewidths. Section IV is devoted to the analytical analysis of the dynamics of the system based on the linear quantum Langevin equations. In section V we present the results and analyze the impact of the initial state on the protocol, deriving the cooling requirements. Finally we present our conclusions and future perspectives. Details of the calculations and numerical results for the protocol involving Gaussian beams are presented in the Appendix.

II. MODEL

The coupling between light and magnetization in a Faraday active material manifests itself in a modification of the electromagnetic energy by the term [20]

$$\bar{U} = -i \frac{\theta_F \lambda_n}{4\pi} \varepsilon_0 \varepsilon \int d\mathbf{r} \mathbf{M}(\mathbf{r}, t) \cdot [\mathbf{E}^*(\mathbf{r}, t) \times \mathbf{E}(\mathbf{r}, t)], \quad (1)$$

where $\mathbf{M}(\mathbf{r}, t)$ is the magnetization in the material in units of the saturation magnetization, and the complex

representation of the electric field is used. The material dependent constant $\theta_F \lambda_n / 2\pi$ is given in terms of the Faraday rotation angle θ_F per wavelength λ_n in the material with relative permittivity ε , and ε_0 is the vacuum permittivity.

The optomagnonic Hamiltonian, describing the interaction between magnons and optical photons, is obtained by quantizing Eq. (1) [16, 19]. For this purpose we consider that the material acts as an optical cavity and we quantize the electromagnetic field in terms of creation and annihilation operators of its eigenmodes $\mathbf{E}(\mathbf{r}, t) \rightarrow \hat{\mathbf{E}}^{(+)}(\mathbf{r}, t) = \sum_i \mathbf{E}_i(\mathbf{r}) \hat{a}_i(t)$ and $\mathbf{E}^*(\mathbf{r}, t) \rightarrow \hat{\mathbf{E}}^{(-)}(\mathbf{r}, t) = \sum_i \mathbf{E}_i^*(\mathbf{r}) \hat{a}_i^\dagger(t)$. The spin wave part of the magnetization $\mathbf{M}(\mathbf{r}, t)$ is described by fluctuations $\mathbf{m}(\mathbf{r}, t)$ on top of a ground state $\mathbf{m}_S(\mathbf{r})$,

$$\mathbf{M}(\mathbf{r}, t) = \mathbf{m}_S(\mathbf{r}) + \mathbf{m}(\mathbf{r}, t). \quad (2)$$

In the limit of small deviations $|\mathbf{m}| \ll 1$, we can treat the fluctuations as harmonic oscillators and quantize the field $\mathbf{m}(\mathbf{r}, t) \rightarrow \hat{\mathbf{m}}(\mathbf{r}, t)$ akin to the quantization of lattice vibrations (phonons) [34]

$$\hat{\mathbf{m}}(\mathbf{r}, t) = \sum_k \left[\mathbf{m}_k(\mathbf{r}) \hat{m}_k e^{-i\Omega_k t} + \mathbf{m}_k^*(\mathbf{r}) \hat{m}_k^\dagger e^{i\Omega_k t} \right], \quad (3)$$

where k labels the magnon modes with frequency Ω_k and the creation and annihilation operator satisfy bosonic commutation relations $[\hat{m}_k, \hat{m}_{k'}^\dagger] = \delta_{kk'}$, $[\hat{m}_k, \hat{m}_{k'}] = [\hat{m}_k^\dagger, \hat{m}_{k'}^\dagger] = 0$. This quantization procedure gives the *optomagnonic Hamiltonian*

$$\hat{H} = \sum_i \hbar \omega_i \hat{a}_i^\dagger \hat{a}_i + \sum_k \hbar \Omega_k \hat{m}_k^\dagger \hat{m}_k \quad (4)$$

$$+ \hbar \sum_{i,j,k} \hat{a}_i^\dagger \hat{a}_i (G_{ijk}^+ \hat{m}_k + G_{ijk}^- \hat{m}_k^\dagger), \quad (5)$$

with the first and the second terms corresponding to the non-interacting part of the photon and magnon field dynamics, and the couplings $G_{ijk}^+ = (G_{jik}^-)^*$ given by [19]

$$G_{ijk}^+ = \frac{\theta_F \lambda_n}{4\pi i \hbar} \varepsilon_0 \varepsilon \int_V d^3\mathbf{r} \mathbf{r} \mathbf{m}_k(\mathbf{r}) \cdot \mathbf{E}_i^*(\mathbf{r}) \times \mathbf{E}_j(\mathbf{r}). \quad (6)$$

The interacting part of Eq. (4) describes a process in which one photon in a mode i is annihilated creating a photon in the mode j and a magnon in the mode k , and the complementary process in which a magnon k and a photon j are annihilated creating a photon i .

In the following we will consider the case in which two non-degenerate photon modes interact with one magnon mode, see Fig. 1. This is valid for example for recent experiments with YIG spheres [11–14, 17, 18]. In this case, the photon modes would correspond to counter propagating whispering gallery modes of the optical field. These possess different polarizations due to spin-orbit coupling and are non-degenerate due to geometric birefringence. We describe the coupled magnon-photon dynamics via

a linearized optomagnonic Hamiltonian. Note that the linearization is two-fold: we consider the fluctuations of the photon fields around their steady state values, and of the magnon field around a magnetic ground state as given by Eqs. (2) and (3) and already used to write Eq. (4). The linearized Hamiltonian in the resolved sideband regime is given by (see Appendix I)

$$\begin{aligned} \hat{H}_{\text{tot}} = & \hbar\alpha_1^*\hat{a}_2 \left[G_{12}^+\hat{m}e^{i(\Delta_2-\Omega)t} + G_{12}^-\hat{m}^\dagger e^{i(\Delta_2+\Omega)t} \right] \\ & + \hbar\alpha_2\hat{a}_1^\dagger \left[G_{12}^+\hat{m}e^{-i(\Delta_1+\Omega)t} + G_{12}^-\hat{m}^\dagger e^{-i(\Delta_1-\Omega)t} \right] \\ & + h.c., \end{aligned} \quad (7)$$

where we have labeled the photon modes as 1 and 2, $\Delta_i = \omega_L - \omega_i$ ($i = 1, 2$) are the detunings between the laser frequency and the respective mode frequency and $\alpha_i = -\frac{\epsilon_i}{i\Delta_i - \frac{\kappa_i}{2}}$, with $\epsilon_P = \hbar\sqrt{\frac{2\kappa_P\mathcal{P}_P}{\hbar\omega_L}}$ depending on the driving laser power \mathcal{P}_P and on the coupling between the mode and the fiber κ_P . At resonance, $\Delta_i = 0$ and α_i is directly related to the laser power through ϵ_i and, consequently, to the average number of photons inside the cavity.

The optomagnonic coupling in solid state systems is subject to the usual energy conservation requirements $\omega_i = \omega_j \pm \Omega_k$, and also to selection rules involving conservation of angular momentum [11–14, 17, 18]. We consider that the selection rules manifest themselves as a coupling asymmetry $G_{12}^- \gg G_{12}^+ \sim 0$, meaning that the creation/annihilation processes are unbalanced with respect to the modes involved. This non reciprocity between processes involving different polarizations has been observed in YIG spheres, evident in an asymmetry in the Stokes and anti-Stokes lines in Brillouin light scattering experiments [11–13, 18]. Due to this asymmetry, the only two possible processes are a creation of a photon in mode 2 through the annihilation of a photon in mode 1 and a magnon, and the complementary process. The optomagnonic Hamiltonian Eq. (7) then reads

$$\hat{H}_{\text{tot}} = \hbar G_{12}^-\hat{m}^\dagger e^{i\Omega t} (\alpha_1^*\hat{a}_2 e^{i\Delta_2 t} + \alpha_2\hat{a}_1^\dagger e^{-i\Delta_1 t}) + h.c., \quad (8)$$

which contains two resonances: (i) $\Delta_1 = \Omega$, driven by pumping mode 2; and (ii) $\Delta_2 = -\Omega$, driven by pumping mode 1. Those resonances are schematically depicted in Fig. (2) (note that $(G_{12}^-)^* = G_{21}^+$). The write and read phases of the heralding protocol are thus implemented by driving these interactions.

III. PROTOCOL

We now proceed to detail the heralded write and read protocol, depicted schematically in Fig. 3. Starting from Eq. (8), by pumping the optical mode 2 at resonance, $\omega_L \sim \omega_2 = \omega_1 + \Omega$ and therefore $\Delta_1 = \Omega$. Since mode 1 is not driven, $\alpha_1 = 0$ and the Hamiltonian from Eq. (8) reads

$$\hat{H} \rightarrow \hat{H}_W = \hbar(\alpha_2^*G_{21}^+\hat{a}_1\hat{m} + \alpha_2G_{12}^-\hat{a}_1^\dagger\hat{m}^\dagger), \quad (9)$$

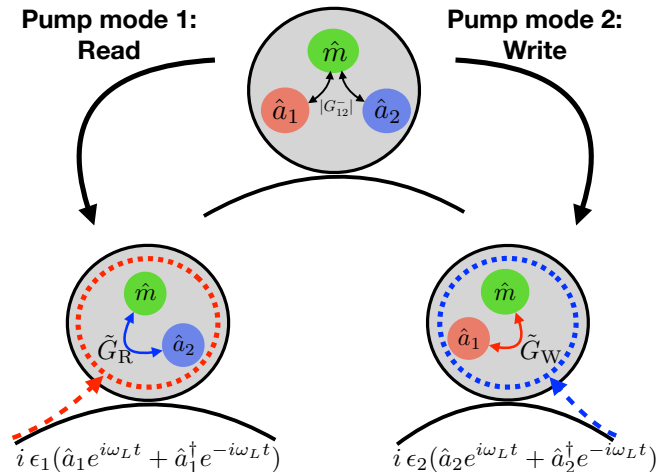


Figure 2: Illustration of the different interactions used for heralding. When mode 2 is driven at resonance $\omega_L \sim \omega_2 = \omega_1 + \Omega$, $\alpha_1 = 0$ and mode 1 couples with the magnon mode with strength $\tilde{G}_W = \alpha_2^*G_{21}^+$, where α_2 depends on the power of the pumping laser. Instead, if mode 1 is pumped then $\omega_L \sim \omega_1 = \omega_2 - \Omega$, $\alpha_2 = 0$ and the interaction between mode 2 and the magnon mode is driven with an enhanced coupling $\tilde{G}_R = \alpha_1^*G_{12}^-$.

which is a two-mode parametric amplifier between the magnon mode and the cavity mode 1. If the evolution under Eq. (9) takes place for a period $T \ll |\alpha_2 G_{12}^-|^{-1}$, and disregarding thermal effects for now, an initial ground state $|\psi_0\rangle = |0\rangle_{a_1} \otimes |0\rangle_{a_2} \otimes |0\rangle_m$ evolves to

$$|\psi_W(T)\rangle \simeq \frac{|0\rangle_{a_1}|0\rangle_{a_2}|0\rangle_m - (i\alpha_2 G_{12}^- T)|1\rangle_{a_1}|0\rangle_{a_2}|1\rangle_m}{\sqrt{1 + |\alpha_2 G_{12}^-|^2 T^2}}$$

where $p_1 = |\alpha_2 G_{12}^-|^2 T^2 / (1 + |\alpha_2 G_{12}^-|^2 T^2)$ is the probability for a pair of excitations to be created by \hat{H}_W . A projective measurement of a photon in mode 1 collapses the state to a single-magnon state with small probability p_1 . We refer therefore to \hat{H}_W as the “write” Hamiltonian.

We can also turn our system into a “reading mode” by driving instead the optical mode 1 with $\omega_L \sim \omega_1 = \omega_2 - \Omega$. In this case, $\Delta_2 = -\Omega$ and the driven resonance of Eq. (8) is

$$\hat{H} \rightarrow \hat{H}_R = \hbar(\alpha_1^*G_{12}^-\hat{a}_2\hat{m}^\dagger + \alpha_1G_{21}^+\hat{a}_2^\dagger\hat{m}), \quad (10)$$

a beam-splitter interaction between the magnon mode and the cavity mode 2. Such dynamics drives magnon-photon oscillations with frequency $|\alpha_1 G_{12}^-|$, mapping the excitation in the magnon mode to a photon excitation in mode 2. In the weak coupling regime $|\alpha_1 G_{12}^-|$ is smaller than the cavity linewidth κ , and the oscillations are suppressed by the photon decay. Otherwise, in the strong coupling regime $|\alpha_1 G_{12}^-| > \kappa$ the magnon-photon oscillations allows the read out of the heralded state. Considering Eqs. (9) and (10), the magnon heralding protocol is implemented as follows: first the system is prepared

near its ground state. By driving mode 2 at resonance, the parametric amplifier Hamiltonian Eq. (9) is tuned, generating correlated pairs of write mode photons and magnons. For weak coupling, the measurement of a single photon will collapse the system to a single magnon state with probability p_1 . After an interval without driving, the read Hamiltonian Eq. (10) is tuned by driving the mode 1 at resonance, transferring magnons to read-mode photons. This read step requires stronger coupling between the magnon and the photon mode, which can be achieved by increasing the pumping laser power encoded in α_1 , and which is limited by the number of photons supported by the cavity. The read-photon state can be probed via interferometric techniques, certifying the non-classicality of the heralded state. The protocol is depicted in Fig. 3 with the frequency scheme of the write/read modes used in the implementation. We emphasize that, since the considered optomagnonic coupling connects two distinct optical modes, the interaction between the magnon mode and a given optical mode is always driven by pumping the other optical mode.

We comment here briefly on the protocol requirements. Since the laser pulse is limited by the cavity linewidth, the spectral width of the write pulse needs to be narrower than the cavity linewidth. Moreover, assuming that the magnon mode with a linewidth γ interacts with a bath characterized by a mean number of excitations n_{Th} , to avoid the thermalization of the heralded magnon state one must impose an interval between write and read pulses $T_{\text{off}} < 1/n_{\text{Th}}\gamma$. Therefore the total time between the beginning of the protocol and the start of the read pulse $T_w + T_{\text{off}}$ needs to satisfy [23]

$$1/\kappa < T_w + T_{\text{off}} < 1/n_{\text{Th}}\gamma. \quad (11)$$

The above protocol is akin to the one proposed and implemented in optomechanical systems to generate single phonon states and to herald entanglement [23–25], and to the one used in cold atoms systems [28–30]. The necessity of using two different photon modes is a characteristic of the optomagnonic system, and could be used in a similar fashion to the polarization dependent transition of cold atoms to engineer non-reciprocal devices [35–38].

IV. ANALYTICAL ANALYSIS

The dynamics of the creation and annihilation operators under the write and read dynamics is described through linear quantum Langevin equations (QLE). The QLE under the dynamics of the write Hamiltonian Eq. (9) are

$$\begin{cases} \frac{d\hat{a}_1^\dagger}{dt} = i\tilde{G}_W\hat{m} - \frac{\kappa_1}{2}\hat{a}_1^\dagger + \sqrt{\kappa_1}(\hat{a}_1^{\text{in}})^\dagger, \\ \frac{d\hat{m}}{dt} = -i\tilde{G}_W^*\hat{a}_1^\dagger - \frac{\gamma}{2}\hat{m} + \sqrt{\gamma}\hat{m}^{\text{in}}, \\ \frac{d\hat{a}_2}{dt} = -\frac{\kappa_2}{2}\hat{a}_2 + \sqrt{\kappa_2}\hat{a}_2^{\text{in}}, \end{cases} \quad (12)$$

where $\tilde{G}_W = \alpha_2^*G_{21}^+$ is the cavity enhanced photon-magnon coupling, γ is the magnon linewidth determined

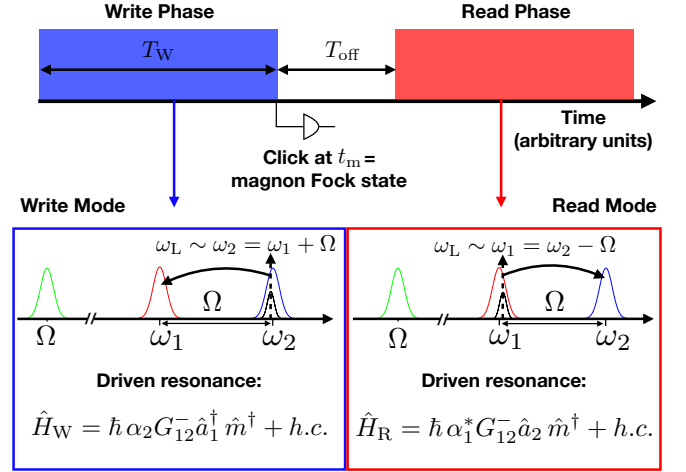


Figure 3: Depiction of the heralding protocol and the write and read modes scheme. The write mode is turned on by pumping mode 2 at resonance for a period T_w . A single magnon Fock state is post-selected by the measurement of a write photon at t_m . After an off period T_{off} the read mode is turned on by pumping mode 1 at resonance.

by the Gilbert damping coefficient of the material α_{Gilbert} [39], and $\kappa_{1,2}$ are the cavity photon linewidths. We describe the open dynamics of the system through noise operators [40]. For the optical modes, $\hat{a}_{1,2}^{\text{in}}$ describe vacuum fluctuations and the noise correlation function is given by

$$\langle \hat{a}_i^{\text{in}}(t)(\hat{a}_i^{\text{in}})^\dagger(t') \rangle = \delta(t - t'), \quad (13)$$

$$\langle (\hat{a}_i^{\text{in}})^\dagger(t)\hat{a}_i^{\text{in}}(t) \rangle = 0. \quad (14)$$

In turn, we assume that the magnon mode is coupled to a magnon thermal bath with mean number of quasiparticles n_{Th} described by the thermal noise operator \hat{m}^{in} satisfying

$$\langle \hat{m}^{\text{in}}(t)(\hat{m}^{\text{in}})^\dagger(t') \rangle = (n_{\text{Th}} + 1)\delta(t - t'), \quad (15)$$

$$\langle (\hat{m}^{\text{in}})^\dagger(t)\hat{m}^{\text{in}}(t') \rangle = n_{\text{Th}}\delta(t - t'). \quad (16)$$

The mean number of magnons in the thermal bath n_{Th} and its temperature are related through the Bose-Einstein distribution $n_{\text{Th}} = (\exp(\hbar\Omega/k_B T) - 1)^{-1}$.

Similarly for the read Hamiltonian (10), with $\tilde{G}_R = \alpha_1^*G_{12}^-$,

$$\begin{cases} \frac{d\hat{a}_1^\dagger}{dt} = -\frac{\kappa_1}{2}\hat{a}_1^\dagger + \sqrt{\kappa_1}(\hat{a}_1^{\text{in}})^\dagger, \\ \frac{d\hat{m}}{dt} = -i\tilde{G}_R\hat{a}_2 - \frac{\gamma}{2}\hat{m} + \sqrt{\gamma}\hat{m}^{\text{in}}, \\ \frac{d\hat{a}_2}{dt} = -i\tilde{G}_R^*\hat{m} - \frac{\kappa_2}{2}\hat{a}_2 + \sqrt{\kappa_2}\hat{a}_2^{\text{in}}. \end{cases} \quad (17)$$

A schematic depiction of the linearization process is presented in Fig. 2. The solutions of Eqs. (12) and (17) have the form (for $X = \text{Write, Read}$)

$$\hat{\mathbf{A}}(t) = U^X(t) \cdot \hat{\mathbf{A}}(0) + \int_0^t d\tau U^X(t - \tau) \cdot \hat{\mathbf{N}}(\tau), \quad (18)$$

where

$$\hat{\mathbf{A}} = \begin{pmatrix} \hat{a}_1^\dagger \\ \hat{m} \\ \hat{a}_2 \end{pmatrix}, \quad \hat{\mathbf{N}} = \begin{pmatrix} \sqrt{k_1}(\hat{a}_1^{in})^\dagger \\ \sqrt{\gamma}\hat{m}^{in} \\ \sqrt{k_2}\hat{a}_2^{in} \end{pmatrix}, \quad (19)$$

and the evolution matrices $U^{\text{Write}}(t)$ and $U^{\text{Read}}(t)$ can be found analytically (see Appendix II). From now on we also assume $\kappa_1 = \kappa_2 = \kappa$.

For $\gamma \ll \kappa$ it is possible to retrieve the explicit state conditioned to the measurement of a write photon by adiabatically eliminating the cavity dynamics together with considering suitable defined temporal modes (see Ref. [23]). For the material of choice in current experiments, YIG, the Gilbert damping parameter $\alpha_{\text{Gilbert}} \approx 10^{-4}$ [41], which is considered to be quite low compared to other magnetic materials. For magnon frequencies in the GHz range, $\gamma \sim \text{MHz}$ while the WGM linewidth κ can be of the order of GHz for the resonators used in current experiments [6]. Although the relative magnon linewidth γ/κ in this case is small, thermalization processes are important for several applications, e.g. in the design of quantum memories [42]. Moreover, for cavities of reduced size, in which the magnon-photon coupling could be enhanced, detrimental effects on the quality factors for the optical fields due to both YIG patterning and confinement effects can be expected [19]. To have a broader analysis of the protocol we take into account both magnon and photon thermalization processes and consider the full treatment described above in terms of QLEs.

We set the initial conditions such that the state of the system at the beginning of the protocol $\rho(t=0)$ corresponds to the vacuum of both photon modes, plus a magnon thermal state with n_0 magnons

$$\begin{aligned} \rho(t=0) &= |0\rangle\langle 0|_1 \otimes |0\rangle\langle 0|_2 \otimes \rho_{\text{Th,m}}, \\ \rho_{\text{Th,m}} &= \frac{1}{1+n_0} \sum_{n \geq 0} \left[\frac{n_0}{1+n_0} \right]^n |n\rangle\langle n|. \end{aligned} \quad (20)$$

$$\begin{aligned} P_{1,W}(t) &= \langle : \hat{a}_1^\dagger \hat{a}_1 \exp(-\hat{a}_1^\dagger \hat{a}_1) : \rangle \sim \langle \hat{a}_1^\dagger \hat{a}_1 \rangle - \langle \hat{a}_1^\dagger \hat{a}_1^\dagger \hat{a}_1 \hat{a}_1 \rangle \\ &= \frac{1}{8} - \frac{1}{8} \left[1 - \frac{64 \tilde{G}_W^2}{F_W^2} \left[(1+n_0) \sinh^2 \left(\frac{t}{4} F_W \right) e^{-\frac{\kappa+\gamma}{2} t} + \frac{\gamma(1+n_{\text{Th}})\mathcal{F}(t)}{(\kappa+\gamma)[(\kappa+\gamma)^2 - F_W^2]} \right] \right]^2, \end{aligned} \quad (22)$$

where $F_W = \sqrt{(\kappa-\gamma)^2 + 16\tilde{G}_W^2}$ and $\mathcal{F}(t)$ is given by

$$\mathcal{F}(t) = \left(1 - e^{-\frac{\kappa+\gamma}{2} t} \right) F_W^2 - e^{-\frac{\kappa+\gamma}{2} t} (\kappa + \gamma) \left[F_W \sinh \left(\frac{t}{2} F_W \right) + 2(\kappa + \gamma) \sinh^2 \left(\frac{t}{4} F_W \right) \right].$$

Eq. (22) is a good approximation as long as $\langle \hat{a}_1^\dagger \hat{a}_1^\dagger \hat{a}_1^\dagger \hat{a}_1 \hat{a}_1 \hat{a}_1 \rangle \ll \langle \hat{a}_1^\dagger \hat{a}_1^\dagger \hat{a}_1 \hat{a}_1 \rangle$. The temporal evolution is given in terms of two time scales $[\frac{(\kappa+\gamma) \pm F_W}{2}]^{-1}$,

This state can be prepared as an equilibrium state with the environment, in which case $n_0 = n_{\text{Th}}$ (see Eq. (15)), or by active cooling, in which case n_0 is smaller than n_{Th} . In our proposed setup, the latter can be realized by driving the read Hamiltonian Eq. (10) with a pump parameter α_C (related to the laser cooling power) from a state initially in equilibrium with the environment, until the system reaches a new thermalized steady state with $n_0 < n_{\text{Th}}$. The dissipative evolution will drive the system to a thermal state with mean number of magnons n_0 given by (see the Appendix II)

$$n_0 = \frac{\gamma n_{\text{Th}}}{(\kappa + \gamma)} \left(1 + \frac{\kappa}{\gamma(1 + 4\alpha_C^2 C)} \right), \quad (21)$$

where $C = (G_{12}^-)^2 / \kappa \gamma$ is the single-photon cooperativity between magnons and \hat{a}_2 photons. The above cooling formula is valid under the linear Hamiltonian regime. For $\gamma \ll \kappa$ and $\alpha_C^2 C \ll 1$, this formula is equivalent to the one derived by Sharma et al. in Ref. [43], not taking into account possible heating channels. For $4\alpha_C^2 C \gg 1$, the known result for strong coupled optomechanical systems is recovered [44].

With the complete dynamics of the creation/annihilation operators given by Eq. (18) and the initial conditions set by Eq. (20), we now proceed to characterize the heralding protocol in terms of expectation values of operators involving $\hat{a}_{1,2}^{(\dagger)}$ and $\hat{m}^{(\dagger)}$. The probability of measuring a photon during the write pulse can be retrieved via Mandel's formula [40]

which are controlled by the cooperativity $\tilde{C}_W = \frac{\tilde{G}_W^2}{\kappa \gamma}$. If $F_W < (\kappa + \gamma)$, corresponding to $\tilde{C}_W < 1/4$, the dynamics under the write pulse will drive the system to a steady state with a finite number of magnons and pho-

tons. Otherwise, if the cooperativity $\tilde{C}_W > 1/4$, the number of excitations in the system will grow exponentially in time. In the latter case, the dynamics will drive the system to a state with a high number of excitations in a short time interval. Therefore for the write phase a regime such that $\tilde{C}_W < 1/4$ should be aimed to, in order to keep $P_{1,W}(t)$ and the mean number of photons and magnons small enough.

After the measurement (AM) of one write photon at t_m , the expectation value of a given observable $\hat{X}(t)$ reads

$$\langle \hat{X}(t) \rangle_{\text{AM}} = \frac{\langle \hat{a}_1^\dagger(t_m) \hat{X}(t) \hat{a}_1(t_m) \rangle}{\langle \hat{a}_1^\dagger(t_m) \hat{a}_1(t_m) \rangle}, \quad (23)$$

which can be used to compute, for instance, the mean number of magnons in the heralded state $n_{\text{hm}} = \langle \hat{m}^\dagger(t_m) \hat{m}(t_m) \rangle_{\text{AM}}$. This is a heuristic model for the measurement used to study single photon sources and heralding [45]. A more accurate description of the photon measurement process can be given in terms of a stochastic model [46], but this is beyond the purpose of this work. If a single magnon was successfully generated in the write phase, the read-photon field will be antibunched exhibiting a very low probability of a double photon measurement at a given instant. The (normalized) second order correlation function of the read mode is given by

$$g_{\text{Read}}^{(2)}(t, t + \tau) = \frac{\langle \hat{a}_2^\dagger(t) \hat{a}_2^\dagger(t + \tau) \hat{a}_2(t + \tau) \hat{a}_2(t) \rangle_{\text{AM}}}{\langle \hat{a}_2^\dagger(t) \hat{a}_2(t) \rangle_{\text{AM}} \langle \hat{a}_2^\dagger(t + \tau) \hat{a}_2(t + \tau) \rangle_{\text{AM}}}. \quad (24)$$

If the read photon is antibunched then the zero delayed correlation function fulfills $g_{\text{Read}}^{(2)}(0) \equiv g_{\text{Read}}^{(2)}(t, t) < 1$, and $g^{(2)}(t, t + \tau) \geq g^{(2)}(t, t)$. On the other hand, for a thermal state $g_{\text{Read}}^{(2)}(t, t) = 2$ [47]. Experimentally, the second order correlation functions are measured via Hanbury-Brown-Twiss interferometry, a procedure also adopted for characterizing optomechanical heralding [24, 25].

V. RESULTS

We now proceed to quantify the results of the write and read protocol presented in the previous section. From now on, following the parameters in current YIG-based optomagnonic systems, we set $\gamma/\kappa = 10^{-2}$ corresponding to $\gamma \sim \text{MHz}$ and $\kappa \sim 0.1 \text{ GHz}$ [6]. We also fix the time of the measurement at the end of the write pulse $t_m = T_W = 10^{-7} \text{ s} \sim 0.1/\gamma$ and $T_{\text{off}} = T_W/2 = 0.05/\gamma$ therefore satisfying the requirements imposed by Eq. (11). The temporal width T_W adopted here is the same used in optomechanical heralding implementations (e.g. [25]).

A. Write Phase

For the write phase two quantities are specially important: the probability of measuring a write photon given in

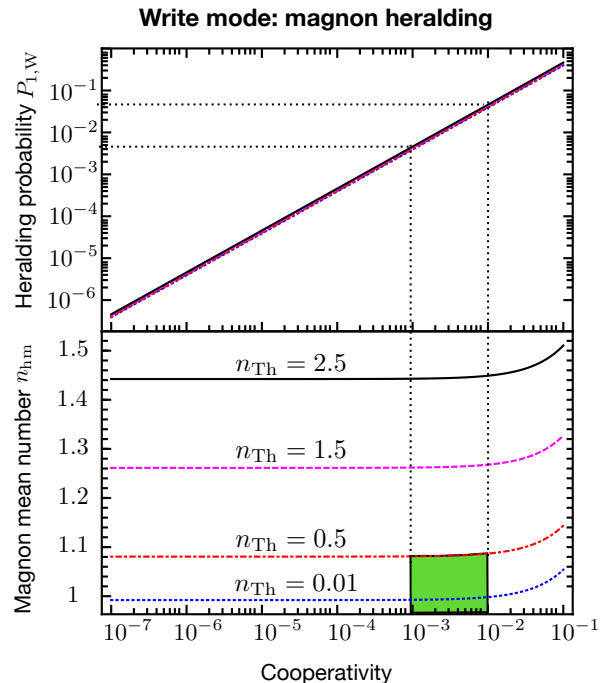


Figure 4: Probability $P_{1,W}$ of measuring one write photon at time t_m (top) and mean number of magnons n_{hm} after the measurement of a write photon (bottom) as a function of the cooperativity \tilde{C}_W and mean number of thermal magnons n_{Th} . $P_{1,W}(t_m)$ is approximately linear with \tilde{C}_W , while n_{hm} is only weakly sensitive to it for $\tilde{C}_W \lesssim 10^{-2}$. Although larger cooperativities enhance the probability of measuring a photon, there is a detrimental generation of more than one magnon indicating an imperfect Fock state. The shaded region indicates a combination of parameters for which a good one-magnon Fock state is generated while keeping the heralding probability appreciable. Temporal settings as given in the main text.

Eq. (22), which characterizes the probability of a heralding event, and the mean number of magnons n_{hm} after the measurement of a write photon. The value $n_{\text{hm}} \sim 1$ indicates the successful generation of a one-magnon Fock state. The probability of measuring a write photon $P_{1,W}$ at time t_m is depicted in Fig. 4 (upper plot) together with the corresponding mean number of magnons in the heralded state n_{hm} (bottom plot) as function of the cooperativity of the write pulse \tilde{C}_W . We considered different values of the magnon bath temperature, encoded in the parameter n_{Th} , and we took the initial state of the system as the vacuum state ($n_0 = 0$). One sees that the probability of measuring one write photon grows linearly with the cooperativity \tilde{C}_W for the time scales considered, and it is weakly sensitive to the magnon temperature due to the small magnon-photon coupling. In contrast, the mean value of heralded magnons is almost independent of the cooperativity for $\tilde{C}_W \lesssim 10^{-2}$ (see bottom panel, Fig. 4), whereas it has a relatively strong dependence on the bath temperature (see Appendix III). This behavior is due to an interplay between the coupling strength

and the temporal width of the write pulse. For example, for shorter write pulses, n_{hm} is independent of \tilde{C}_W up to larger values of \tilde{C}_W . As expected, the higher the temperature of the magnon bath, the higher the mean number of magnons in the heralded state.

Although an enhancement in the cooperativity \tilde{C}_W will improve the heralding probability, a detrimental effect is the generation of more than one magnon. There is therefore an interplay between the cooperativity and imperfections in the heralded state which needs to be tuned to achieve a given desired quality of the heralded state. For instance, in the marked region in Fig. 4, the combination of parameters (cooperativity and temperature) is such that $n_{\text{hm}} < 1.1$ while the heralding probability is still appreciable, between 10^{-3} and 10^{-2} . Additionally, even for small number of thermal magnons, imperfections in the Fock state are expected due to the duration of the write phase. Thermal effects can be minimized by shorter write pulses, leading consequently to shorter measurement times t_m , however the heralding probability also decreases.

In the strong coupling regime, the write pulse will create a huge number of excitations unless its duration is $T_W \ll |\tilde{G}_W|$. On the other hand, for the read phase, strong coupling allows coherent mapping between magnons and photons. In the following we study the read phase in both weak and strong coupling limits, while fixing the cooperativity of the write phase at $\tilde{C}_W = 10^{-2}$, in correspondence with the discussion in the last paragraphs.

B. Read phase for weak coupling

The weak coupling regime $|\tilde{G}_R| < \kappa$ implies $\tilde{C}_R = |\tilde{G}_R|^2/\kappa\gamma < \kappa/\gamma \sim 10^2$. To characterize the read phase we use the zero-delay correlation function $g_{\text{Read}}^{(2)}(0)$ given by Eq. 24. Fig. 5 shows the results for $g_{\text{Read}}^{(2)}(0)$ for a fixed cooperativity $\tilde{C}_W = \tilde{C}_R = 10^{-2}$ as a function of time during the read phase, and as a function of the mean magnon bath occupancy n_{Th} . We have indicated the line corresponding to $g_{\text{Read}}^{(2)}(0) = 1$ as a visual guide, marking the transition between antibunching ($g_{\text{Read}}^{(2)}(0) < 1$) to bunching ($g_{\text{Read}}^{(2)}(0) > 1$). This transition depends on the magnon bath temperature, exhibiting two distinct behaviors. For small temperatures, the bunching to antibunching evolution depends on the magnon thermalization characteristic time $1/(n_{\text{Th}}\gamma)$, which can be long for temperatures approaching zero. For larger temperatures the transition to $g_{\text{Read}}^{(2)}(0) > 1$ is faster and dominated by the photon decay rate. In this last case, the magnon state is closer to a thermal state rather than a Fock state, and the bunching to antibunching dynamics reflects the interaction of the photon field with such thermal magnon state. Therefore antibunching for such large magnon bath temperatures is not a signal of suc-

Read mode: correlation function for weak coupling

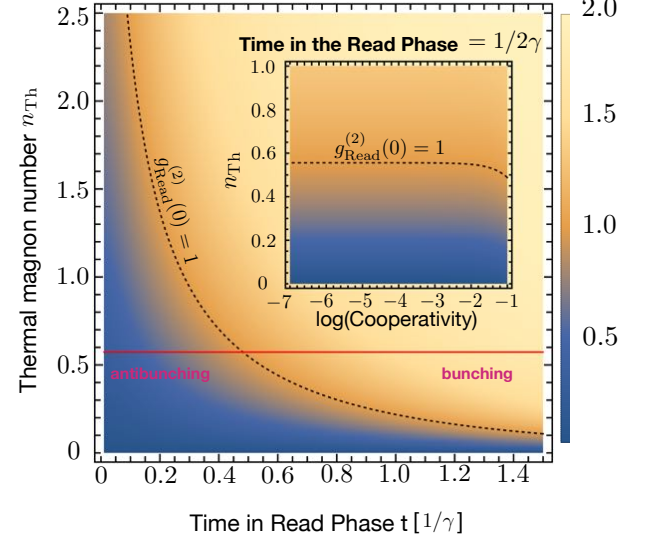


Figure 5: Second order correlation function at zero delay $g_{\text{Read}}^{(2)}(0)$ of the read photon conditioned to the measurement of a write photon. $g_{\text{Read}}^{(2)}(0)$ is shown as a function of the mean number of thermal magnons n_{Th} and of the time in the read phase (in units of $1/\gamma$, $t = 0$ corresponds to the beginning of the read phase) for $\tilde{C}_W = \tilde{C}_R = 10^{-2}$. The black dashed line marks the transition between antibunching and bunching behaviors. The red line indicates the threshold for which the number of heralded magnons $n_{\text{hm}} < 1.1$. Below this line antibunching of the correlation function indicates a successful Fock state generation. Inset: $g_{\text{Read}}^{(2)}(0)$ as a function of \tilde{C}_R . Temporal settings as in the main text.

cessful heralding, see the red horizontal line in Fig. 5. The inset shows the weak dependence of $g_{\text{Read}}^{(2)}(0)$ on the cooperativity of the read pulse \tilde{C}_R . We notice that a non trivial dependence on the cooperativity appears for $\tilde{C}_R > 10^{-2}$ as a consequence of the increased coupling that compensates the decay processes, similarly to the discussion pointed in the last section for the write phase.

C. Read phase for strong coupling

The reading protocol is limited by the strength of the coupling between mode 2 and the heralded magnon. The current experimental state of the art in cavity optomagnonics is that of systems in the weak coupling regime [6, 11, 14, 18]. This is however a very young field, and it can be expected that the current values of the coupling and cooperativities will be improved in next generation experiments. The strong coupling regime is highly appealing, since it is a prerequisite for many quantum protocols. In our case, the strong coupling regime for the read phase leads to Rabi oscillations between the magnon

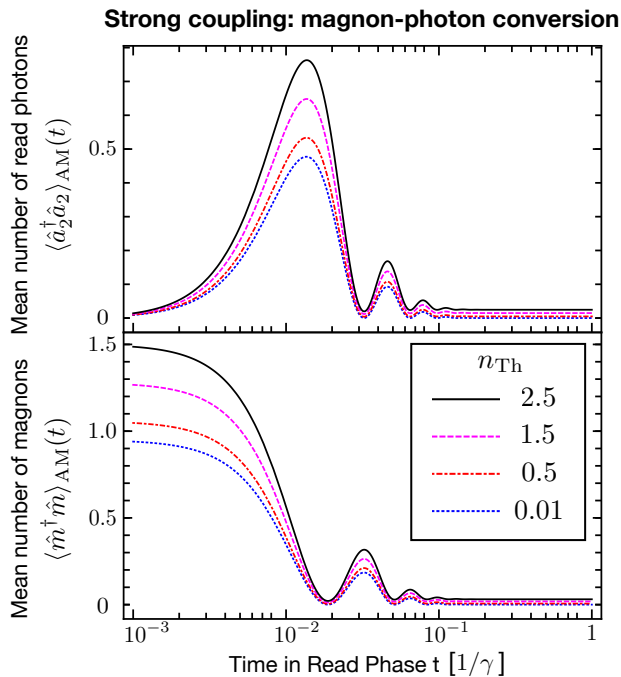


Figure 6: Oscillations between read photons and magnons in the strong coupling regime. The plots depict the mean number of read photons (top) and the mean number of magnons (bottom) as function of the time during the read phase, for read cooperativity $\tilde{C}_R = 100$, corresponding to $\tilde{G}_R \sim \kappa$. The different curves corresponds to different magnon bath temperatures.

and photon fields, allowing for coherent state transfer [48, 49].

For high cooperativities, fast oscillations between read photons and magnons take place. For the parameters adopted in the last section, the damped oscillations between the mean number of read photons and the mean number of magnons have oscillation periods of $\sim 10^{-8}$ s, as depicted in Fig. 6 for strong magnon-photon coupling $\tilde{G}_R = \kappa \sim 0.1$ GHz, corresponding to a cooperativity of $\tilde{C}_R \sim 10^2$. Although these cooperativity values are quite large with respect to the state of the art in YIG-based optomagnonics ($\sim 10^{-7}$), in cold atoms cavity systems the strong coupling regime is attainable [27, 50, 51].

As shown in Fig. 7, the fast oscillations between magnons and read photons are also visible in the second order correlation function of the read mode. Analogously to the mean number of photons, the correlation function rapidly oscillates in time, encoding the coherent magnon-photon oscillations.

Read mode: correlation function for strong coupling

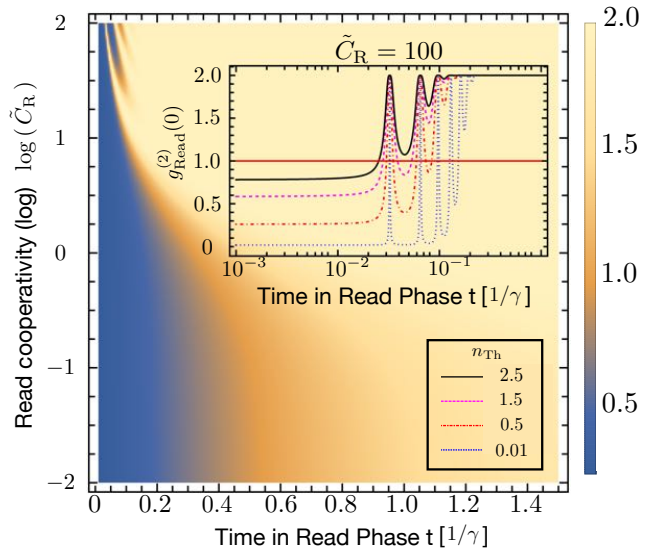


Figure 7: Second order correlation function $g_{\text{Read}}^{(2)}(0)$ of the read photon mode in the strong coupling regime. $g_{\text{Read}}^{(2)}(0)$ is plotted as a function of the time in the read phase and of the pumping parameter α_1 (see Eq. (10)) for $n_{\text{Th}} = 0.5$. The inset depicts the temporal evolution of the correlation function for $\tilde{C}_R = 100$ and for different magnon bath temperatures. The oscillations indicate coherent Rabi oscillations between photons and magnons.

D. Effects of the initial state and cooling requirements

The initial state has a strong effect on the heralding protocol. Fig. 8 depicts $g_{\text{Read}}^{(2)}(0)$ at $t = 1/2\gamma$ after the beginning of the read phase, as a function of the initial state mean number of magnons n_0 and of the thermal magnon number n_{Th} . An active cooling setup corresponds to the region above the black continuous line for which $n_0 < n_{\text{Th}}$ (note that n_0 is the initial state for the write and read protocol, after cooling). The inset shows $g_{\text{Read}}^{(2)}(0)$ at $t = 1/2\gamma$ for an initial thermal state $n_0 = n_{\text{th}}$, and the red line indicates the region for which the number of heralded magnons is $n_{\text{hm}} < 1.1$. We notice that even when the mean number of magnons in the state after the measurement is not close to one, it is possible that $g_{\text{Read}}^{(2)}(0) < 1$. This is again due to the interaction of the photon mode with a imperfect Fock magnon state, which limits the bunching to antibunching transition by the photon lifetime as in the plot of Fig. 5, and makes the autocorrelation function of the photon field an unreliable witness for the successfulness of the magnon heralding.

Since the initial state imposes tight constraints on the magnon heralding, in particular having a strong influence on the mean number of magnons in the system after the measurement of a write photon, we study the cooling requirements to obtain a mean number of heralded

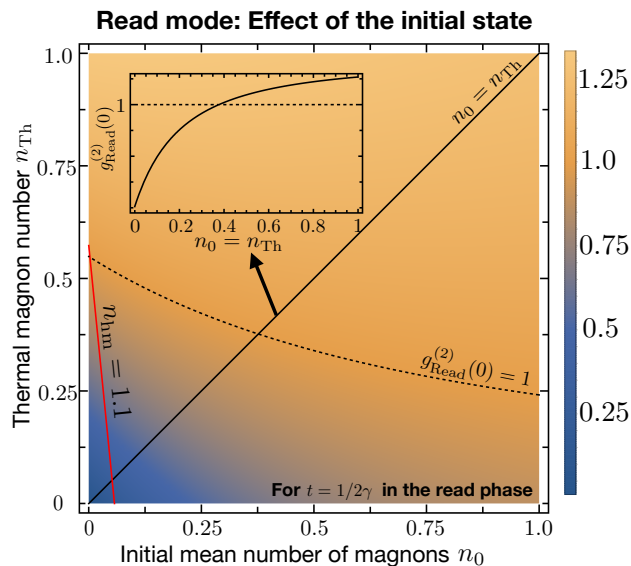


Figure 8: Effects of the initial state on the autocorrelation function $g_{\text{Read}}^{(2)}(0)$ of the read photon, for an active cooling setup (region above the line $n_0 = n_{\text{Th}}$) and for an initial state in thermal equilibrium with the bath (inset). The red line indicates the threshold for which $n_{\text{hm}} < 1.1$. Results for $\tilde{C}_{\text{W}} = \tilde{C}_{\text{R}} = 10^{-2}$, $t_{\text{m}} = 0.1/\gamma$ and $t = 1/2\gamma$ in the read phase.

magnons $n_{\text{hm}} \leq 1 + \epsilon$, where ϵ is a tolerance margin from the ideal case 1. This is indirectly related to the fidelity of the heralded state with respect to the perfect one-magnon Fock state (see Appendix V) and sets the minimum value of cooling laser power.

An initial state n_0 obtained by active cooling of a thermal state with mean magnon number n_{Th} has the form of Eq. (20), with $n_0 < n_{\text{Th}}$ given by the cooling formula Eq. (21) and set by n_{Th} , γ/κ , and by the cooling cooperativity $C_{\text{Cooling}} = \alpha_C^2 C$. The tolerance margin ϵ imposed on n_{hm} translates into an upper limit on n_0 , therefore imposing constraints on C_{Cooling} . Fig. 9 shows n_{hm} for an initial state obtained by active cooling in as a function of n_{Th} and of C_{Cooling} , with the shaded area indicating the region for which $n_{\text{hm}} \leq 1.1$, corresponding to a tolerance margin of $\epsilon = 0.1$. We see that the tolerance margin may not be attainable depending on the value of n_{Th} for a given γ/κ . The smaller the ratio γ/κ , the more n_0 can be made closer to 0, so that the tolerance margin can be attained with smaller cooperativities and for higher temperatures.

For the tolerance margin $\epsilon = 0.1$, taking $\gamma/\kappa = 10^{-2}$ and a magnon mode frequency $\Omega \sim 10$ GHz, the maximum temperature T_{max} to perform the protocol without active cooling (that is for an initial state in thermal equilibrium with the magnon bath, $n_0 = n_{\text{Th}}$) is $T_{\text{max}} \sim 25.38$ mK corresponding to $n_{\text{Th}} = 0.0253868$. In that case the fidelity of the heralded state to a one-magnon

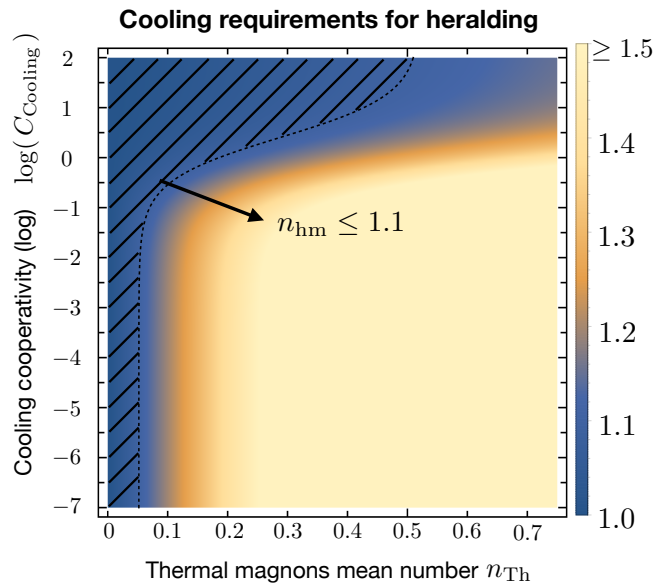


Figure 9: Mean number of heralded magnons n_{hm} (for $t_{\text{m}} = 0.1\gamma^{-1} \sim 10^{-7}$ s) as a function of the cooling cooperativity $C_{\text{Cooling}} = \alpha_C^2 C$ and of the average number of magnons in the thermal bath. The shaded area indicates the region for which $n_{\text{hm}} \leq 1.1$, corresponding to a tolerance margin of 0.1 from the ideal case.

Fock state is 0.9434. Otherwise, for the same parameters and heat baths with temperatures $T_{\text{bath}} = \{30, 20, 50\}$ mK ($n_{\text{Th}} = \{0.0850729, 0.173938, 0.277253\}$), the required cooling cooperativities for the tolerance margin are $C_{\text{Cooling}} \gtrsim \{0.1907, 0.8816, 2.3175\}$. The corresponding fidelities of the heralded state with respect to one magnon Fock state are $\{0.9431, 0.9424, 0.9415\}$, which are higher than the estimate fidelity of heralded phonon states in optomechanics experiments ~ 0.88 [25]. As already pointed out in Sec. V, these values are quite large compared to current cooperativity values in YIG cavity optomagnonic systems. Improvement in sample design can enhance the magnon-photon cooperativities as to achieve the required values for the protocol [6, 19]. Moreover, samples with better magnon linewidth would require smaller cooperativities to achieve the same tolerance margin. For above examples and considering $\gamma/\kappa = 10^{-4}$ the corresponding cooperativities are $\gtrsim \{0.1755, 0.6216, 1.1424\}$. In the limit $\gamma/\kappa = 0$ any thermal state can be cooled to its ground state.

VI. CONCLUSIONS

We proposed a magnon heralding protocol in a cavity optomagnonics setup, in which the measurement of one optical photon collapses an entangled magnon-photon state to a single-magnon Fock state. Our starting point was a linearized optomagnonic Hamiltonian with

an asymmetric coupling between one magnon mode and two non-degenerate photon modes. This model is in correspondence with recent experiments with YIG spheres, and takes into account specific selection rules involving conservation of energy and angular momentum.

The linearized optomagnonic Hamiltonian includes resonances in the form of a two-mode parametric amplifier (“write”) and beam-splitter (“read”) type interactions between the photon modes and the magnon mode. Considering an initial state close to the vacuum of the system, the protocol is implemented by first driving the write interaction, which generates pairs of correlated photon-magnons. The subsequent measurement of a “write” photon collapses the state of the system to a single-magnon Fock state, which can then be mapped to a “read” photon mode by driving the beam splitter interaction. The non-classicality of the state can be certified by measuring the autocorrelation of the photon field.

An important figure of merit in these systems is the cooperativity, which measures the strength of the coupling relative to the dissipation channels for magnons and photons. We showed that the heralding quantum protocol for magnon Fock states can be realized with cooperativities of the order of 10^{-2} if the system is cooled to its ground state. Although this requires an improvement with respect to the state of the art cooperativity in solid state optomagnonic systems, it is to be expected that new generation experiments will reach this threshold [6, 19]. Provided cooperativities of this order can be achieved, and considering magnonic and optical linewidths consistent with current experiments (see appendix IV for a short analysis for different linewidth regimes) the obtained heralding probability is in line with the ones realized in recent optomechanical experiments [25, 29, 31]. Achieving the strong coupling regime would moreover allow the conversion of the heralded state to a photon mode by the read part of the protocol.

We showed that whereas small deviations of the initial state from the magnonic vacuum have a strong detrimental impact on the heralding protocol, this can be circumvented via active cooling the system prior to the write phase. Accordingly, we derived cooling requirements to generate one-magnon Fock states with high fidelity.

In the main text of this manuscript we presented an analytical analysis based in the solutions of quantum Langevin equation for square light pulses. We have also performed a numerical analysis taking into account more realistic pulse shapes (in the form of Gaussian pulses), which are presented in the appendix VI. These numerical results point to the same overall conclusions, with some additional detrimental effects due to the bigger time scales involved.

The heralding protocol proposed here can be the basis for implementing hybrid quantum information processing schemes [21] with cavity optomagnonics. Moreover, such heralding protocol could be used as the starting point to explore quantum mechanics with macroscopic systems, since magnon Fock states are truly non-classical states in-

volving a huge collection of solid state spins. Finally, the selection rules of the optomagnonic coupling generates polarization-dependent processes [11] that could be interfaced with chiral circuits [52] to engineer devices such as quantum isolators and circulators. The heralding protocol in such setup would be a preparation step, and the overall function of the device would be similar to those implemented in atomic systems [36, 53].

Acknowledgments

The authors thank Carlos Navarrete-Benlloch, Vittorio Peano, and Florian Marquardt for useful discussions and acknowledge financial support from the Max Planck Gesellschaft through an Independent Max Planck Research Group.

Appendix I - Linearization of the optomagnonic Hamiltonian

To describe the dynamics of the magnon-photon system in the heralding protocol, we consider the linearized version of the pumped optomagnonic Hamiltonian obtained by adding to Eq. (4) a driving term as to have

$$\hat{H}_{\text{tot}} = \hat{H} + \hat{H}_{\text{driving}}, \quad (25)$$

$$\hat{H}_{\text{driving}} = i\epsilon_P(\hat{a}_P e^{i\omega_L t} - \hat{a}_P^\dagger e^{-i\omega_L t}),$$

where $P = 1$ or 2 indicates the pumped mode, ω_L is the laser frequency and $\epsilon_P = \hbar\sqrt{\frac{2\kappa_P \mathcal{P}_P}{\hbar\omega_L}}$ depends on the driving laser power \mathcal{P}_P and on the coupling between the mode and the fiber κ_P .

Considering for now on the framework of the paper, involving two photon modes and one magnon mode, first the time dependence of the pumping term is eliminated through $\hat{H} \rightarrow \hat{U}\hat{H}\hat{U}^\dagger - i\hbar\hat{U}\frac{\partial\hat{U}^\dagger}{\partial t}$, where $\hat{U} = \exp(-i\omega_L t(\hat{a}_1^\dagger\hat{a}_1 + \hat{a}_2^\dagger\hat{a}_2))$ as to have

$$\begin{aligned} \hat{H} &= -\hbar\Delta_1\hat{a}_1^\dagger\hat{a}_1 - \hbar\Delta_2\hat{a}_2^\dagger\hat{a}_2 \\ &+ \hbar\Omega\hat{m}^\dagger\hat{m} + \hbar\left(G_{12}^-\hat{a}_1^\dagger\hat{a}_2 + G_{21}^-\hat{a}_2^\dagger\hat{a}_1\right) + h.c. \\ &+ i\epsilon_P(\hat{a}_P^\dagger - \hat{a}_P). \end{aligned} \quad (26)$$

The Langevin equations for the operators of the photon and the magnon modes are thus

$$\begin{aligned} \frac{d\hat{a}_1}{dt} &= i\Delta_1\hat{a}_1 - iG_{12}^-\hat{a}_2\hat{m}^\dagger - iG_{12}^+\hat{a}_2\hat{m} + \epsilon_1 - \frac{\kappa_1}{2}\hat{a}_1, \\ \frac{d\hat{a}_2}{dt} &= i\Delta_2\hat{a}_2 - i(G_{12}^-)^*\hat{a}_1\hat{m} - iG_{21}^-\hat{a}_1\hat{m}^\dagger + \epsilon_2 - \frac{\kappa_2}{2}\hat{a}_2, \\ \frac{d\hat{m}}{dt} &= -i\Omega\hat{m} - iG_{12}^-\hat{a}_1^\dagger\hat{a}_2 - iG_{21}^-\hat{a}_1\hat{a}_2^\dagger - \frac{\gamma}{2}\hat{m}. \end{aligned}$$

The steady state values $\langle \hat{a}_i \rangle = \alpha_i$ and $\langle \hat{m} \rangle = \beta$ are thus given by the set of non-linear equations

$$\begin{aligned} \left(i\tilde{\Delta}_1 - \frac{\tilde{\kappa}_1}{2}\right)\alpha_1 &= -\epsilon_1, \\ \left(i\tilde{\Delta}_2 - \frac{\tilde{\kappa}_2}{2}\right)\alpha_2 &= -\epsilon_2, \\ \beta &= -\frac{i(\alpha_1^*\alpha_2 G_{12}^- - G_{21}^-\alpha_1\alpha_2^*)}{i\Omega + \gamma/2}, \end{aligned}$$

where, considering $\Omega \gg \kappa, \gamma$

$$\begin{aligned} \tilde{\Delta}_i &= \Delta_i + \frac{\Omega(|G_{12}^-|^2 - |G_{21}^-|^2)|\alpha_j|^2}{\Omega^2 + \gamma^2/4}, (i \neq j) \\ \tilde{\kappa}_1 &= \kappa_1 + \frac{\gamma(|G_{12}^-|^2 + |G_{21}^-|^2)|\alpha_2|^2}{\Omega^2 + \gamma^2/4}, \\ \tilde{\kappa}_2 &= \kappa_2 - \frac{\gamma(|G_{12}^-|^2 + |G_{21}^-|^2)|\alpha_1|^2}{\Omega^2 + \gamma^2/4}. \end{aligned}$$

Since only the mode $P = 1$ or 2 is pumped, then $\alpha_i = 0$ if $i \neq P$, $\beta = 0$, $\tilde{\Delta}_P = \Delta_P$ and for this pumped mode

$$\alpha_P = -\frac{\epsilon_P}{i\Delta_P - \kappa_P/2}.$$

The linearized Hamiltonian is therefore obtained by considering fluctuations around such coherent state solutions through the displacement $\hat{a}_i \rightarrow \alpha_i + \hat{a}_i$, $\hat{m} \rightarrow \hat{m}$ (since its steady state mean value $\beta = 0$), and discarding non-linear terms as to have

$$\begin{aligned} \hat{H} &= -\sum_{i=1,2} \hbar\Delta_i \hat{a}_i^\dagger \hat{a}_i + \hbar\Omega \hat{m}^\dagger \hat{m} \\ &+ \hbar\alpha_1^* \hat{a}_2 (G_{12}^+ \hat{m} + G_{12}^- \hat{m}^\dagger) + h.c. \\ &+ \hbar\alpha_2 \hat{a}_1^\dagger (G_{12}^+ \hat{m} + G_{12}^- \hat{m}^\dagger) + h.c. \end{aligned} \quad (27)$$

The interaction picture version of this Hamiltonian is Eq. (7) which we considered in our calculations.

Appendix II - Temporal evolution matrices and cooling formula

The linear quantum Langevin equations describing the temporal evolution of the field operators during the write and read phases are straightforwardly solved. By writing the Langevin equations for a given phase $P = W, R$ as (see Eq. (19))

$$\frac{d\hat{A}}{dt} = M^P \cdot \hat{A}(t) + \hat{N}(t),$$

we perform a basis transformation X_P such that $(M^P)' = (X_P)^{-1} M^P X_P = \text{diag}\{\lambda_1^P, \lambda_2^P, \lambda_3^P\}$. Thus the components of the Langevin equations in such basis reads

$$\frac{d\hat{A}'_i}{dt} = \lambda_i^P \hat{A}'_i(t) + \hat{N}'_i(t),$$

which can be integrated as to have

$$\hat{A}'_i(t) = e^{\lambda_i^P t} \hat{A}'_i(0) + \int_0^t d\tau e^{\lambda_i^P (t-\tau)} \hat{N}'_i(\tau).$$

Finally, transforming back to the original basis $\hat{A}(t) = X_P \hat{A}'(t)$ the solutions depicted in Eq. (18) is obtained. The explicit form of the time evolution matrices $U^{\text{Write}}(t)$ and $U^{\text{Read}}(t)$ are

$$\begin{aligned} U^{\text{Write}}(t) &= \begin{pmatrix} \frac{e^{-(\kappa+\gamma)t/4}}{F_W} C_-^W & \frac{4i\tilde{G}_W e^{-(\kappa+\gamma)t/4} \sinh\left[\frac{tF_W}{4}\right]}{F_W} & 0 \\ -\frac{4i\tilde{G}_W e^{-(\kappa+\gamma)t/4} \sinh\left[\frac{tF_W}{4}\right]}{F_W} & \frac{e^{-(\kappa+\gamma)t/4}}{F_W} C_+^W & 0 \\ 0 & 0 & e^{-\kappa t/2} \end{pmatrix}, \\ U^{\text{Read}}(t) &= \begin{pmatrix} e^{-\kappa t/2} & 0 & 0 \\ 0 & \frac{e^{-(\kappa+\gamma)t/4}}{F_R} C_+^R & -\frac{4i\tilde{G}_R \sinh\left(\frac{tF_R}{4}\right)}{F_R} \\ 0 & -\frac{4i\tilde{G}_R \sinh\left(\frac{tF_R}{4}\right)}{F_R} & \frac{e^{-(\kappa+\gamma)t/4}}{F_R} C_-^R \end{pmatrix}, \end{aligned}$$

with

$$\begin{aligned} F_W &= \sqrt{(\kappa - \gamma)^2 + 16\tilde{G}_W^2}, & F_R &= \sqrt{(\kappa - \gamma)^2 - 16\tilde{G}_R^2}, \\ C_\pm^W &= F_W \cosh\left(\frac{F_W t}{4}\right) \pm (\kappa - \gamma) \sinh\left(\frac{F_W t}{4}\right), & C_\pm^R &= F_R \cosh\left(\frac{tF_R}{4}\right) \pm (\kappa - \gamma) \sinh\left(\frac{tF_R}{4}\right). \end{aligned}$$

One immediate application of this formalism is in the

study of cooling in this simplified linearized regime. For

an initial thermal state state with n_{Th} mean number of magnons

$$\begin{aligned}\rho(0) &= |0\rangle\langle 0|_1 \otimes |0\rangle\langle 0|_2 \otimes \rho_{\text{Th,m}}, \\ \rho_{\text{Th,m}} &= \frac{1}{1+n_{\text{Th}}} \sum_{n \geq 0} \left[\frac{n_{\text{Th}}}{1+n_{\text{Th}}} \right]^n |n\rangle\langle n|,\end{aligned}$$

the temporal evolution under the read Hamiltonian will transform this state into another thermal. The mean number of magnons $\langle \hat{m}^\dagger \hat{m} \rangle$ have temporal evolution given by

$$\begin{aligned}\langle \hat{m}^\dagger \hat{m} \rangle(t) &= (U_{i2}^{\text{Read}}(t))^* U_{2j}^{\text{Read}}(t) \langle \hat{A}_i^\dagger(0) \hat{A}_j(0) \rangle \\ &+ \int_0^t d\tau_1 d\tau_2 ((U_{i2}^{\text{Read}}(t-\tau_1))^* U_{2j}^{\text{Read}}(t-\tau_2)) \\ &\times \langle \hat{N}_i^\dagger(\tau_1) \hat{N}_j(\tau_2) \rangle\end{aligned}$$

Using the expectation values for the initial state and for the noise operators given in Eqs. (13), (15),

$$\begin{aligned}\langle \hat{m}^\dagger \hat{m} \rangle(t) &= |U_{22}^{\text{Read}}(t)|^2 n_{\text{Th}} + |U_{12}^{\text{Read}}(t)|^2 \\ &+ \int_0^t d\tau [|U_{12}^{\text{Read}}(t-\tau)|^2 + |U_{22}^{\text{Read}}(t-\tau)|^2 n_{\text{Th}}],\end{aligned}$$

that in the limit $t \rightarrow \infty$ we obtain for the steady state regime (for $\tilde{C}_R = \tilde{G}_R^2/\kappa\gamma$)

$$\langle \hat{m}^\dagger \hat{m} \rangle(t \rightarrow \infty) = \frac{\gamma n_{\text{Th}}}{(\kappa + \gamma)} \left(1 + \frac{\kappa}{\gamma(1 + 4\tilde{C}_R)} \right),$$

which is the formula for n_0 presented in Eq. (21) in the main text. For $\gamma \ll \kappa$ and for $\tilde{G}_R/\kappa \ll 1$ this formula is equivalent to the one derived in Ref. [43], not taking into account a possible heating channel. On the other hand, for strong coupling $4\tilde{C}_R \gg 1$, the above formula is equivalent to the one used in the studies presented in Ref. [23] and derived in Ref. [44], not taking into account quantum backaction.

Appendix III - Dependence of the heralding probability on the magnon temperature

The weak dependence of the heralding probability on the temperature is a consequence of the interplay between the optomagnonic coupling and the thermalization process. For instance, the heralding probability given by Eq. (22), depends quadratically on the magnon bath temperature through $1 - n_{\text{Th}}$. The coefficient of $1 - n_{\text{Th}}$ is given by

$$A_{\text{Th}} = \frac{8\gamma\tilde{G}_W\mathcal{F}(t)}{F_W(\kappa + \gamma)[(\kappa + \gamma)^2 - F_W^2]},$$

while the other term, which is $\propto 1 + n_0$, has coefficient

$$A_0 = \frac{8\tilde{G}_W e^{-\frac{\kappa+\gamma}{2}t}}{F_W} \sinh^2\left(\frac{t}{4}F_W\right).$$

Asides from the multiplicative factor $8\tilde{G}_W/F_W$ common to both A_0 and A_{Th} , A_0 is governed by the time scale $\tau = \left[\frac{(\kappa+\gamma)\pm F_W}{2} \right]^{-1}$, whereas A_{Th} contains through $\mathcal{F}(t)$ terms proportional to F_W and by F_W^2 which depend on the enhanced coupling \tilde{G}_W . Since we are working in a regime in which \tilde{G}_W/κ is small and $\tilde{C}_W < 1/4$, the non-trivial dependence of A_{Th} on the coupling is weak and for time scales $t < \tau$, $A_0 > A_{\text{Th}}$. As the considered time scale increases, the contribution of A_{Th} to the heralding probability also increases and for $t \gg \tau$

$$A_{\text{Th}} \rightarrow \frac{4\gamma\tilde{G}_W^2}{(\kappa + \gamma)(\kappa\gamma - 4\tilde{G}_W^2)}$$

while $A_0 \rightarrow 0$. We emphasize that Eq. (22) is approximate, and therefore fails for some limits. For instance for $C_W = 1/4$ it exhibits an indeterminacy that is eliminated by considering all higher order terms. Also for stronger couplings, terms of high orders are more relevant and need to be taken into account.

We can understand the above discussion qualitatively by noticing that since the coupling is small, the probability of a photon to be scattered by a magnon will be weakly dependent on n_{Th} . The same is also true for explaining the dependence of n_{hm} on the cooperativity: since the coupling is small, the magnon dynamics for time scales comparable to γ^{-1} will be mostly influenced by the interaction with the thermal bath.

Appendix IV - Different linewidth regimes

The magnon-photon coupling depends on the overlap between the magnon mode function $\mathbf{m}(\mathbf{r})$ and the electric field mode $\mathbf{E}(\mathbf{r})$ (see Eq. 6). For spherical YIG samples used in current optomagnonic experiments, this overlap is small. As pointed out in the main text, coherent magnon-photon oscillations can be driven by the read Hamiltonian in the strong coupling limit. One way to achieve such regime is by designing structures that would optimize the coupling. Therefore, in next generation experiments γ/κ can be different than the value used in the main text.

To analyze the impact of different ratios γ/κ on the heralding protocol we plot in Fig. VI the mean number of magnons after the measurement of a write photon (upper plot) for different baths temperatures and at a fixed measurement time $t_m = 10\kappa^{-1} \sim 10^{-7}s$, together with the second order correlation function of the read mode (bottom plot) for $t = 50\kappa^{-1} \sim 0.5\mu s$ after the beginning of the read phase. These timescales are in correspondence with those used in Fig. 22 and 8. The cooperativity is also fixed to $\tilde{C} = \tilde{C}_W = \tilde{C}_R = 10^{-2}$. From the plots we see that magnon decoherence is negligible for the heralded state for $\gamma \lesssim 10^{-3}\kappa$. In this case the influence of the magnon thermal bath in the system dynamics is negligible for the time scales considered. On

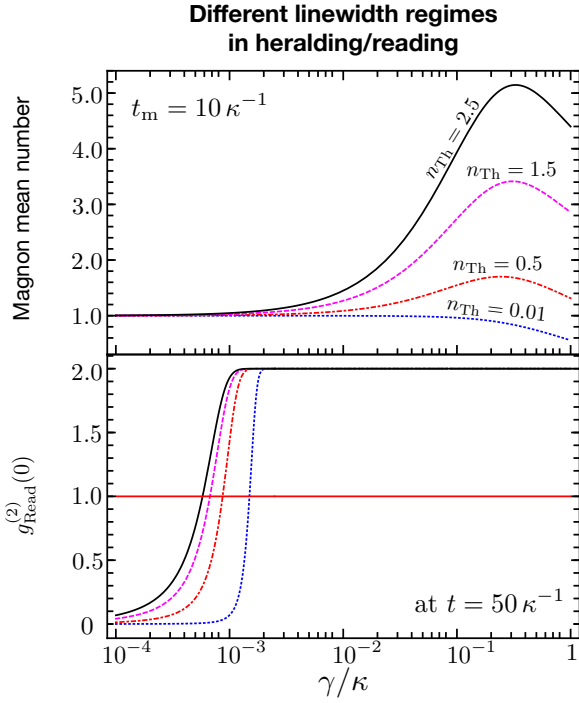


Figure 10: Influence of γ/κ on the heralding protocol. The mean magnon number after the measurement of a photon (upper plot) does not depend on the magnon linewidth for $\gamma \lesssim 10^{-3}\kappa$. In this case, thermal effects on the magnon mode can be disregarded. The read mode second order correlation function (bottom plot for $t = 50\kappa^{-1} \sim 0.5\mu s$ after the beginning of the read pulse) is robust to magnon thermalization for smaller bath temperatures, in accordance with the discussion presented in Fig. 5. For these plots we fixed the cooperativity $\tilde{C} = \tilde{C}_W = \tilde{C}_R = 10^{-2}$, the time of measurement of a write photon $t_m = 10\kappa^{-1} \sim 10^{-7}s$, and the duration of the off phase $T_{\text{Off}} = 10^{-2}\kappa^{-1} \sim 10^{-10}s$.

the other hand, for $\gamma/\kappa > 10^{-1}$ there is a maximum in the mean magnon number, associated to larger environment influences. The read mode correlation function is bunched for $\gamma \gtrsim 10^{-3}\kappa$. The smaller the temperature of the magnon bath, the more robust is the antibunched character of the correlation function with respect to the magnon thermalization process, as was also depicted in Fig. 5.

Appendix V - Fidelity of the heralded state

A complementary analysis of the impact of the initial state in the heralding protocol can be done by considering the fidelity of the generated state with respect to a single-magnon Fock state. The fidelity between two states ρ and σ is given by

$$F[\rho, \sigma] = \text{Tr} \left[\sqrt{\rho^{1/2} \sigma \rho^{1/2}} \right],$$

which can be used as a quantifier of the similarity between the two quantum states [54].

To calculate the fidelity of the magnon state after the measurement of a photon, we solve the master equation describing the joint dynamics of the magnon-photon system under the write Hamiltonian

$$\frac{d\rho}{dt} = \frac{1}{i\hbar} [\rho, \hat{H}_{W,1}] + \kappa_1 \mathcal{D}_{\hat{a}_1}[\rho] + \kappa_2 \mathcal{D}_{\hat{a}_2}[\rho] + \gamma n_{\text{th}} \mathcal{D}_{\hat{m}^\dagger}[\rho] + \gamma (n_{\text{th}} + 1) \mathcal{D}_{\hat{m}}[\rho], \quad (28)$$

where $\mathcal{D}_{\hat{j}}[\rho] = 2\hat{j}^\dagger \rho \hat{j} - \hat{j}^\dagger \hat{j} \rho - \rho \hat{j}^\dagger \hat{j}$, using the python Qutip package [55, 56]. We consider all time scales and parameters according with the analysis presented in the main text, and the initial state given by Eq. (20). After the temporal evolved density matrix $\rho(t)$ is obtained, the measurement of a write photon is described as

$$\rho(t) \rightarrow \rho_{\text{AM}}(t) = \frac{\hat{a}_1 \rho(t) \hat{a}_1^\dagger}{\text{tr} [\hat{a}_1 \rho(t) \hat{a}_1^\dagger]},$$

through which the reduced density matrix of the magnon subspace can be obtained by tracing out the photon spaces $\rho_{\text{AM}}^m = \text{tr}_{1,2} [\rho_{\text{AM}}(t)]$. Finally we compute the fidelity between ρ_{AM}^m and a single magnon Fock state $|1\rangle\langle 1|$.

The results are depicted in 11 for an active cooling setup $n_0 < n_{\text{Th}}$ (top plot) and for an initial state in equilibrium with the thermal bath $n_0 = n_{\text{Th}}$ (bottom plot). The overall dependence of the fidelity with the initial number of magnons is exponential, the more the magnons in the initial state, the less the heralded state will be closer to a one-magnon Fock state. Good fidelities are obtained for small number of magnons, which can be achieved through an efficient cooling setup.

By following the above explained procedure to calculate the fidelity we have obtained the numbers presented in the last paragraph of Sec. V.

Appendix VI - Gaussian Shaped Pulses

We can describe the heralding protocol in a setup in which the pulses are not square-shaped, but have a more realistic temporal dependency. We adopt a model in which the complete Hamiltonian (in the interaction picture) of the heralding protocol can be written as

$$\hat{H}_{\text{Heralding}} = \epsilon_W(t) \hat{H}_{W,1} + \epsilon_R(t) \hat{H}_{R,2},$$

where $\epsilon_{W,R}(t)$ are functions modeling the temporal shapes of the write/read pulses. In particular, we consider in the following gaussian shaped pulses

$$\epsilon_{W,R}(t) = \frac{1}{\sqrt{2\pi}} \exp \left[-\frac{(t - t_{W,R})^2}{2\sigma_{W,R}^2} \right],$$

where $t_{W,R}$ are the times corresponding to the maximum intensity of the pumping laser with temporal width $\sigma_{W,R}$.

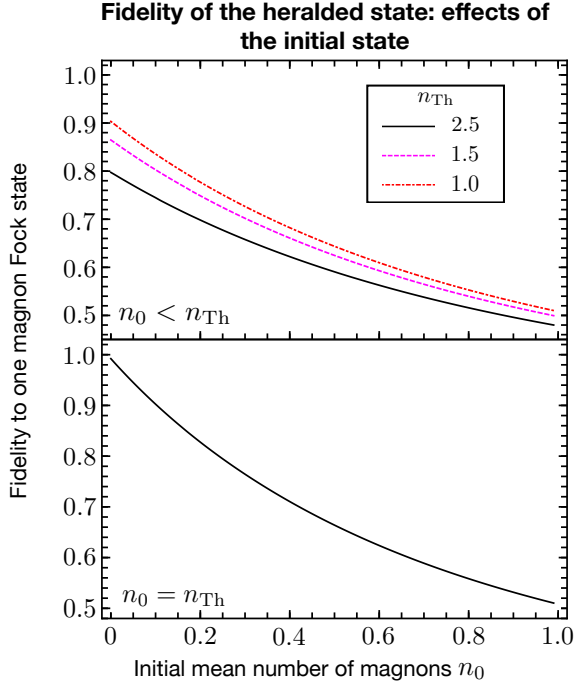


Figure 11: Fidelity of the heralded magnon state with respect to a single magnon state as function of the initial number of magnons n_0 for both an active cooling setup (top plot) and for an initial state in thermal equilibrium with its bath (bottom plot). High fidelities are achieved for small initial number of magnons, prepared through an efficient cooling setup. For this plot we used $\bar{C}_W = 10^{-2}$, $\gamma/\kappa = 10^{-2}$ and $T_W = t_m = 0.1/\gamma \sim 10^{-7}$ s.

The evolution of the system density matrix is given by the master equation

$$\frac{d\rho}{dt} = \frac{1}{i\hbar}[\rho, \hat{H}_{\text{Heralding}}] + \kappa_1 \mathcal{D}_{\hat{a}_1}[\rho] + \kappa_2 \mathcal{D}_{\hat{a}_2}[\rho] + \gamma n_{\text{th}} \mathcal{D}_{\hat{m}^\dagger}[\rho] + \gamma(n_{\text{th}} + 1) \mathcal{D}_{\hat{m}}[\rho], \quad (29)$$

where $\mathcal{D}_{\hat{j}}[\rho] = 2\hat{j}^\dagger \rho \hat{j} - \hat{j}^\dagger \hat{j} \rho - \rho \hat{j}^\dagger \hat{j}$, which is solved numerically with the python package Qutip [55, 56].

For this scenario, we assume that a write photon is measured at the time corresponding to the maximum probability of measuring a write photon. In order to compare our results with the ones presented in the main text, we set $t_W = 10^{-7}$ s while the write pulse width is fixed as $\sigma_W = t_W$, such that the total area of this gaussian pulse is similar to the area of the rectangular pulse considered in the main text. The gaussian pulse scheme is depicted in Fig. 12.

The gaussian pulse results are consistent with the analysis showed in the main text for square pulses. For an initial vacuum state, the probability of measuring one write photon and the mean number of magnons after the measurement, depicted in Fig. 13, exhibit the same behavior as the results shown in Fig. 4. Nevertheless, the probability of measuring one write photon is smaller than in

Gaussian shape pulsed scheme for magnon heralding

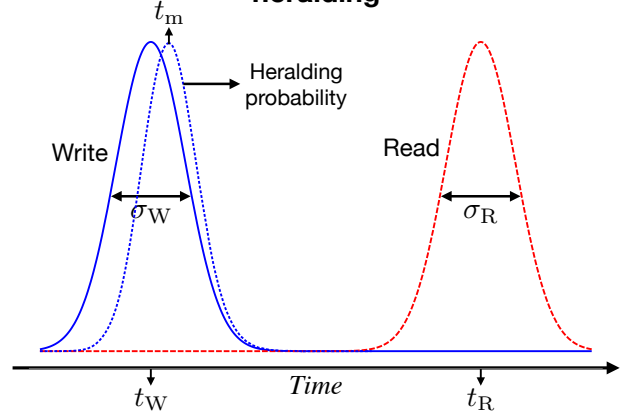


Figure 12: Representation of the gaussian pulsed scheme. Both write and read interactions are shaped by gaussian functions centered around t_W and t_R respectively, and have widths $\sigma_{W,R}$. The dotted gaussian curve corresponds to the typical behavior of the probability of measuring one write photon as a function of time. We assume that a photon is measured at the instance corresponding to the maximum probability, as indicated in the figure.

the square pulse case, and detrimental thermal effects are stronger as it is reflected in the mean number of magnons after the measurement.

The effects of the initial state in this setup are summarized in Fig. 14. The fidelity of the heralded state with respect to a single magnon Fock state decays exponentially with the initial mean number of magnons, as the corresponding case studied in the Appendix III. In the pulsed case, however, the effects of the initial state are stronger, since the fidelity of the heralded state is smaller compared with the corresponding case in Fig. 11. Such detrimental effects are also exhibited by the second order correlation function of the read photon mode, which becomes bunched faster as a function of the number of magnons in the initial state.

The detrimental effects presented in the gaussian pulsed scheme, as depicted in Fig. 14, shall restrict more the cooling parameters. Apart from cooling the system, such effects can be minimized by reducing the temporal widths of the gaussian pulses, with the payoff of reducing the probability of heralding the state. In general lines the analysis presented in the text agrees qualitatively well with the numerical study presented in this appendix.

Although presented here as an illustration of more realistic laser pulses driving, the temporal dependence of the photon pulses can be used, for instance, to prepare non classical state by heralding in a setup in which the shape of the pulses "prints" the heralded state in a very robust and versatile way [57].

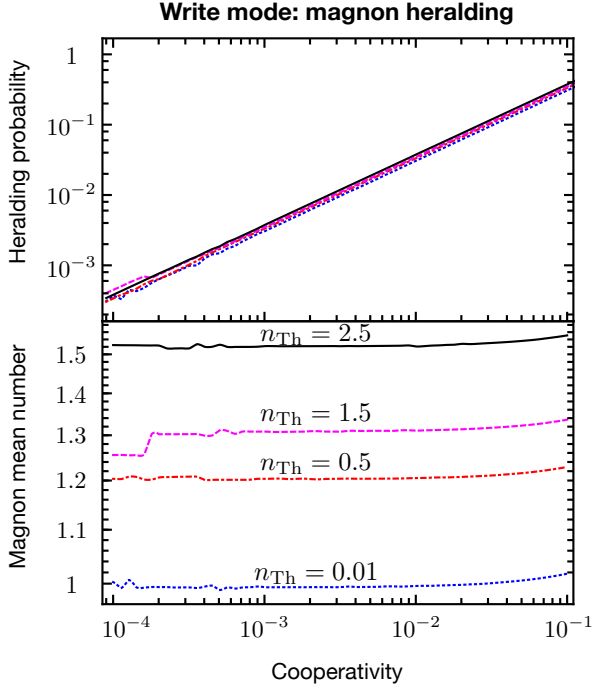


Figure 13: Probability of measuring one write photon (top) and mean number of magnons after the measurement of one write photon (bottom) as a function of the write cooperativity for the gaussian pulsed setup depicted in Fig. 12. For this plot the initial state is the vacuum of the system.

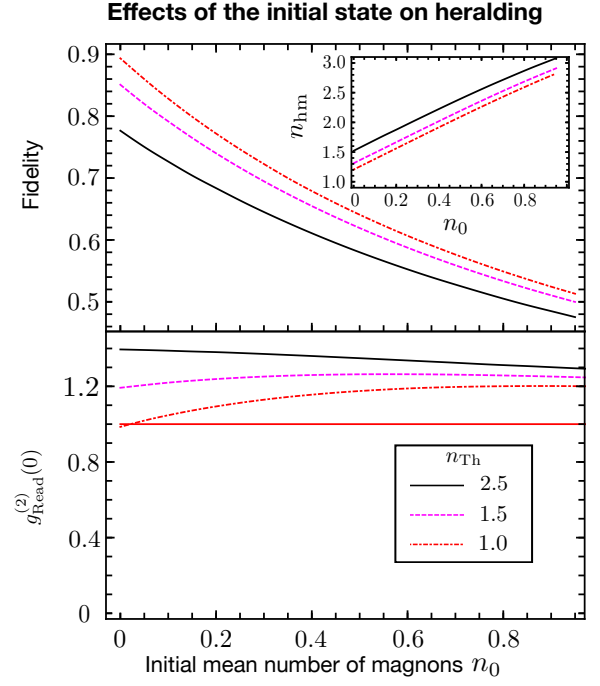


Figure 14: Fidelity to a single magnon state after the measurement of one write photon (top) and second order correlation function of the read mode (bottom) as a function of the mean number of magnons in the initial state. The detrimental effects are stronger than in the case considered in the main text, the fidelity of the heralded state is smaller than the one obtained with the simplified square pulse analysis (see Fig. 11). The second order correlation function, here calculated at $t = 4.3t_W$ from the beginning of the protocol (according with the time scales of Fig. 12), exhibits the same behavior depicted in Fig. 8 but, in this case, the read photon can be bunched even for small n_0 .

- [1] G. Kurizki, P. Bertet, Y. Kubo, K. Mølmer, D. Petrosyan, P. Rabl, and J. Schmiedmayer, *Proceedings of the National Academy of Sciences* **112**, 3866 (2015).
- [2] J. Bourhill, N. Kostylev, M. Goryachev, D. L. Creedon, and M. E. Tobar, *Phys. Rev. B* **93**, 144420 (2016).
- [3] Y. Tabuchi, S. Ishino, T. Ishikawa, R. Yamazaki, K. Usami, and Y. Nakamura, *Phys. Rev. Lett.* **113**, 083603 (2014).
- [4] X. Zhang, C.-L. Zou, L. Jiang, and H. X. Tang, *Phys. Rev. Lett.* **113**, 156401 (2014).
- [5] J. A. Haigh, S. Langenfeld, N. J. Lambert, J. J. Baumberg, A. J. Ramsay, A. Nunnenkamp, and A. J. Ferguson, *Phys. Rev. A* **92**, 063845 (2015).
- [6] X. Zhang, N. Zhu, C.-L. Zou, and H. X. Tang, *Phys. Rev. Lett.* **117**, 123605 (2016).
- [7] M. Goryachev, W. G. Farr, D. L. Creedon, Y. Fan, M. Kostylev, and M. E. Tobar, *Phys. Rev. Applied* **2**, 054002 (2014).
- [8] H. Huebl, C. W. Zollitsch, J. Lotze, F. Hocke, M. Greifenstein, A. Marx, R. Gross, and S. T. B. Goennenwein, *Phys. Rev. Lett.* **111**, 127003 (2013).
- [9] D. Lachance-Quirion, Y. Tabuchi, S. Ishino, A. Noguchi, T. Ishikawa, R. Yamazaki, and Y. Nakamura, *Science Advances* **3**, e1603150 (2017).
- [10] Y. Tabuchi, S. Ishino, A. Noguchi, T. Ishikawa, R. Yamazaki, K. Usami, and Y. Nakamura, *Science* **349**, 405 (2015).
- [11] A. Osada, R. Hisatomi, A. Noguchi, Y. Tabuchi, R. Yamazaki, K. Usami, M. Sadgrove, R. Yalla, M. Nomura, and Y. Nakamura, *Phys. Rev. Lett.* **116**, 223601 (2016).
- [12] A. Osada, A. Gloppe, R. Hisatomi, A. Noguchi, R. Yamazaki, M. Nomura, Y. Nakamura, and K. Usami, *Phys. Rev. Lett.* **120**, 133602 (2018).
- [13] J. A. Haigh, N. J. Lambert, S. Sharma, Y. M. Blanter, G. E. W. Bauer, and A. J. Ramsay, *Phys. Rev. B* **97**, 214423 (2018).
- [14] J. A. Haigh, A. Nunnenkamp, A. J. Ramsay, and A. J. Ferguson, *Phys. Rev. Lett.* **117**, 133602 (2016).
- [15] T. Liu, X. Zhang, H. X. Tang, and M. E. Flatté, *Phys. Rev. B* **94**, 060405 (2016).
- [16] S. Viola Kusminskiy, H. X. Tang, and F. Marquardt, *Phys. Rev. A* **94**, 033821 (2016).
- [17] S. Sharma, Y. M. Blanter, and G. E. W. Bauer, *Phys. Rev. B* **96**, 094412 (2017).
- [18] A. Osada, A. Gloppe, Y. Nakamura, and K. Usami, *New Journal of Physics* **20**, 103018 (2018).
- [19] J. Graf, H. Pfeifer, F. Marquardt, and S. Viola Kusminskiy, *Phys. Rev. B* **98**, 241406(R) (2018).
- [20] L. D. Landau and E. M. Lifshitz, *Electrodynamics of Continuous Media* (Pergamon, Oxford, UK, 1984), 2nd ed.
- [21] U. L. Andersen, J. S. Neergaard-Nielsen, P. van Loock, and A. Furusawa, *Nature Physics* **11**, 713 (2015).
- [22] L.-M. Duan, M. D. Lukin, J. I. Cirac, and P. Zoller, *Nature* **414**, 413 (2001).
- [23] C. Galland, N. Sangouard, N. Piro, N. Gisin, and T. J. Kippenberg, *Phys. Rev. Lett.* **112**, 143602 (2014).
- [24] S. Hong, R. Riedinger, I. Marinković, A. Wallucks, S. G. Hofer, R. A. Norte, M. Aspelmeyer, and S. Gröblacher, *Science* **358**, 203 (2017), ISSN 0036-8075, 1095-9203.
- [25] R. Riedinger, S. Hong, R. A. Norte, J. A. Slater, J. Shang, A. G. Krause, V. Anant, M. Aspelmeyer, and S. Gröblacher, *Nature* **530**, 313 (2016).
- [26] F. Wolgramm, Y. A. de Icaza Astiz, F. A. Beduini, A. Cerè, and M. W. Mitchell, *Phys. Rev. Lett.* **106**, 053602 (2011).
- [27] S. Welte, B. Hacker, S. Daiss, S. Ritter, and G. Rempe, *Phys. Rev. Lett.* **118**, 210503 (2017).
- [28] R. McConnell, H. Zhang, S. Čuk, J. Hu, M. H. Schleier-Smith, and V. Vuletić, *Phys. Rev. A* **88**, 063802 (2013).
- [29] R. McConnell, H. Zhang, J. Hu, S. Čuk, and V. Vuletić, *Nature* **519**, 439 (2015).
- [30] C.-S. Chuu, T. Strassel, B. Zhao, M. Koch, Y.-A. Chen, S. Chen, Z.-S. Yuan, J. Schmiedmayer, and J.-W. Pan, *Phys. Rev. Lett.* **101**, 120501 (2008).
- [31] R. Riedinger, A. Wallucks, I. Marinković, C. Löschnauer, M. Aspelmeyer, S. Hong, and S. Gröblacher, *Nature* **556**, 473 (2018).
- [32] S. L. Christensen, J.-B. Béguin, E. Bookjans, H. L. Sørensen, J. H. Müller, J. Appel, and E. S. Polzik, *Phys. Rev. A* **89**, 033801 (2014).
- [33] D. N. Matsukevich, T. Chanelière, S. D. Jenkins, S.-Y. Lan, T. A. B. Kennedy, and A. Kuzmich, *Phys. Rev. Lett.* **97**, 013601 (2006).
- [34] D. Mills, *Journal of Magnetism and Magnetic Materials* **306**, 16 (2006), ISSN 03048853.
- [35] C. Junge, D. O'Shea, J. Volz, and A. Rauschenbeutel, *Phys. Rev. Lett.* **110**, 213604 (2013).
- [36] J. Petersen, J. Volz, and A. Rauschenbeutel, *Science* **346**, 67 (2014), ISSN 0036-8075, 1095-9203.
- [37] C. Sayrin, C. Junge, R. Mitsch, B. Albrecht, D. O'Shea, P. Schneeweiss, J. Volz, and A. Rauschenbeutel, *Phys. Rev. X* **5**, 041036 (2015).
- [38] M. Scheucher, A. Hilico, E. Will, J. Volz, and A. Rauschenbeutel, *Science* **354**, 1577 (2016).
- [39] T. Gilbert, *IEEE Transactions on Magnetics* **40**, 3443 (2004).
- [40] C. W. Gardiner and P. Zoller, *Quantum Noise: A Handbook of Markovian and Non-Markovian Quantum Stochastic Methods with Applications to Quantum Optics* (Springer, Berlin, 2000), 2nd ed.
- [41] Y. Tserkovnyak, A. Brataas, and G. E. W. Bauer, *Phys. Rev. Lett.* **88**, 117601 (2002).
- [42] M. Afzelius, N. Gisin, and H. de Riedmatten, *Physics Today* **68**, 42 (2015).
- [43] S. Sharma, Y. M. Blanter, and G. E. W. Bauer, *Phys. Rev. Lett.* **121**, 087205 (2018).
- [44] Y.-C. Liu, Y.-F. Xiao, X. Luan, and C. W. Wong, *Phys. Rev. Lett.* **110**, 153606 (2013).
- [45] M. Razavi, I. Söllner, E. Bocquillon, C. Couteau, R. Laffamme, and G. Weihs, *Journal of Physics B: Atomic, Molecular and Optical Physics* **42**, 114013 (2009).
- [46] M. B. Plenio and P. L. Knight, *Rev. Mod. Phys.* **70**, 101 (1998).
- [47] D. F. Walls and G. J. Milburn, *Quantum Optics* (Springer, Berlin, 2008), 2nd ed.
- [48] E. Verhagen, S. Deléglise, S. Weis, A. Schliesser, and T. J. Kippenberg, *Nature* **482**, 63 (2012).
- [49] T. A. Palomaki, J. W. Harlow, J. D. Teufel, R. W. Simmonds, and K. W. Lehnert, *Nature* **495**, 210 (2013).
- [50] J. Kohler, N. Spethmann, S. Schreppler, and D. M.

- Stamper-Kurn, Phys. Rev. Lett. **118**, 063604 (2017).
- [51] J. Kohler, J. A. Gerber, E. Dowd, and D. M. Stamper-Kurn, Phys. Rev. Lett. **120**, 013601 (2018).
- [52] P. Lodahl, S. Mahmoodian, S. Stobbe, A. Rauschenbeutel, P. Schneeweiss, J. Volz, H. Pichler, and P. Zoller, Nature **541**, 473 (2017).
- [53] I. Shomroni, S. Rosenblum, Y. Lovsky, O. Bechler, G. Guendelman, and B. Dayan, Science **345**, 903 (2014).
- [54] M. A. Nielsen and I. L. Chuang, *Quantum Computation and Quantum Information* (Cambridge University Press, Cambridge, 2010), 10th ed.
- [55] J. Johansson, P. Nation, and F. Nori, Computer Physics Communications **183**, 1760 (2012).
- [56] J. Johansson, P. Nation, and F. Nori, Computer Physics Communications **184**, 1234 (2013).
- [57] E. J. Davis, Z. Wang, A. H. Safavi-Naeini, and M. H. Schleier-Smith, Phys. Rev. Lett. **121**, 123602 (2018).