

Multinomial Goodness-of-Fit Based on U -Statistics: High-Dimensional Asymptotic and Minimax Optimality

Ilmun Kim¹

¹Department of Statistics & Data Science,
Carnegie Mellon University, Pittsburgh, PA 15213, USA
ilmunk@andrew.cmu.edu

Abstract

We consider multinomial goodness-of-fit tests in the high-dimensional regime where the number of bins increases with the sample size. In this regime, Pearson's chi-squared test can suffer from low power due to the substantial bias as well as high variance of its statistic. To resolve these issues, we introduce a family of U -statistic for multinomial goodness-of-fit and study their asymptotic behaviors in high-dimensions. Specifically, we establish conditions under which the considered U -statistic is asymptotically Poisson or Gaussian, and investigate its power function under each asymptotic regime. Furthermore, we introduce a class of weights for the U -statistic that results in minimax rate optimal tests.

Keywords: Martingale central limit theorem, Mixture weight, Poisson approximation, Sparse multinomial distribution

1 Introduction

Suppose that there are n independent random vectors $\mathbf{X}_1 = (X_{1,1}, \dots, X_{1,d}), \dots, \mathbf{X}_n = (X_{n,1}, \dots, X_{n,d})$ from a multinomial distribution with unknown parameters $\pi = (\pi_1, \dots, \pi_d) \in \Omega$ and

$$\Omega = \left\{ (\pi_1, \dots, \pi_d) \in [0, 1]^d : \sum_{j=1}^d \pi_j = 1 \right\}.$$

Given a specific choice of parameter vector $\pi_0 = (\pi_{0,1}, \dots, \pi_{0,d}) \in \Omega$, the goodness-of-fit test for multinomial distributions is concerned with distinguishing

$$H_0 : \pi_0 = \pi \quad \text{versus} \quad H_1 : \pi_0 \neq \pi. \quad (1)$$

Pearson’s chi-squared statistic (Pearson, 1900) is one of the well-known test statistics for this problem. Let $Y_j = \sum_{i=1}^n I(X_{i,j} = 1)$ for $j = 1, \dots, d$. Then Pearson’s chi-squared statistic is defined by

$$\chi_n^2 = \sum_{j=1}^d \frac{(Y_j - n\pi_{0,j})^2}{n\pi_{0,j}}.$$

The properties of χ_n^2 have been well-studied in a classical low-dimensional setting (Lehmann and Romano, 2006; Read and Cressie, 2012; Balakrishnan et al., 2013). For instance, the test based on χ_n^2 is asymptotically optimal against local alternatives when d is fixed (see, e.g. Chapter 14 of Lehmann and Romano, 2006). However, in the high-dimensional regime where the dimension is comparable with or much larger than the sample size, χ_n^2 suffers from the fact that it can have substantial bias for the testing problem. In other words, the power of the test can be much smaller than the significance level α against certain local alternatives. The major cause of the testing bias is due to the expected value of χ_n^2 :

$$\mathbb{E}[\chi_n^2] = d - 1 + \sum_{j=1}^d \frac{\pi_j - \pi_{0,j}}{\pi_{0,j}} + \frac{n-1}{n} \sum_{j=1}^d \frac{(\pi_j - \pi_{0,j})^2}{\pi_{0,j}}.$$

When the null is not uniform, it is possible to observe $\mathbb{E}_{H_1}[\chi_n^2] < \mathbb{E}_{H_0}[\chi_n^2]$, which can trigger a significant bias problem of χ_n^2 for some α level. This bias problem becomes more serious when the dimension is large but the sample size is small (see, Haberman, 1988, for details).

To avoid the testing bias caused by the expected value, we view Pearson’s chi-squared statistic as a V -statistic (Lemma 2.1) and consider a modified χ_n^2 based on the U -statistic. From the basic property of U -statistics, the modified χ_n^2 is an unbiased estimator of $\sum_{j=1}^d (\pi_j - \pi_{0,j})^2 / \pi_{0,j}$ and its expectation becomes zero if and only if the null is true. As a result, the modified χ_n^2 can have significant power in the high-dimensional regime where classical χ_n^2 is substantially biased (Figure 1).

Another limitation of χ_n^2 in sparse multinomial settings is that it puts too much weight on small entries in π_0 , and these small entries make the statistic highly unstable (Marriott et al., 2015; Valiant and Valiant, 2017; Balakrishnan and Wasserman, 2017). In this case, one might need to consider different weights to obtain higher power of the test. Motivated by these observations, we consider a family of U -statistics of $\|A^{1/2}(\pi - \pi_0)\|_2^2$ where A is some positive definite matrix.

The primary objective of this work is to investigate the limiting behavior of the proposed U -statistic in high-dimensions and determine a sufficient condition for A under which the resulting test is minimax rate optimal for multinomial goodness-of-fit.

Main results. The main results of this paper are as follows:

1. *Poissonian Asymptotic for the U -statistic (Section 3.1):* We establish conditions under which the U -statistic has a Poisson limiting distribution.
2. *Gaussian Asymptotic for the U -statistic (Section 3.2):* We also establish conditions under which the U -statistic has a Gaussian limiting distribution.

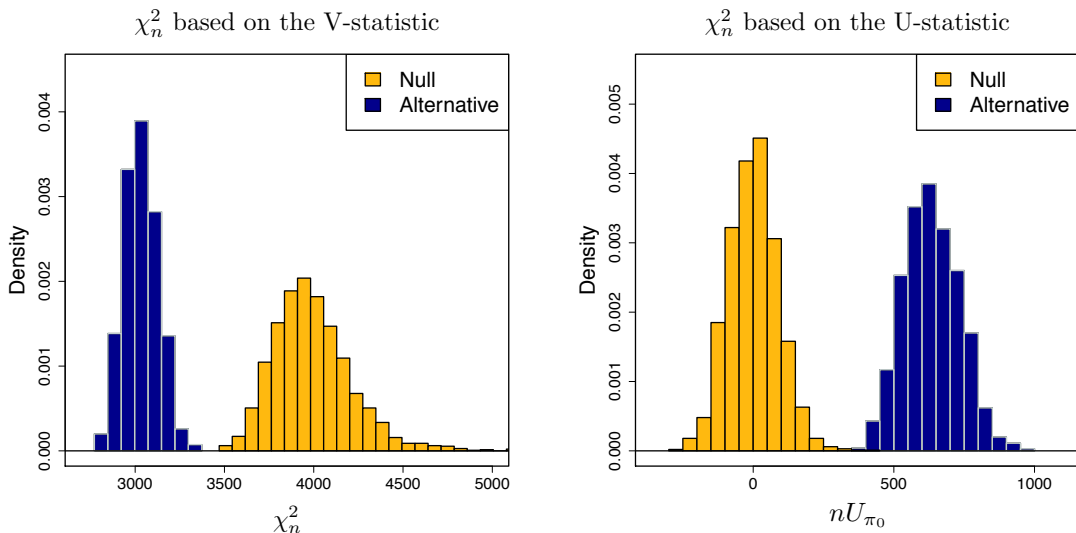


Figure 1: An illustration of the bias issue of Pearson’s χ_n^2 test in the high-dimensional regime. For the simulation, the null and the alternative are chosen $\pi_{0,i} \propto i$ and $\pi_i \propto i^5$, respectively. We take the sample size $n = 800$ and the dimension $d = 4000$. Since the null is rejected when the test statistic is greater than a certain quantile of the null distribution, we see from the left panel that the χ_n^2 test is substantially biased. On the other hand, the right panel shows that the modified χ_n^2 based on the U -statistic can have significant power in this example.

3. *Global Minimax Optimality of the U -statistic (Section 4)*: We present a class of weight matrices A resulting in the minimax optimal test based on the U -statistic.

Related work. A considerable amount of literature has been published on the high-dimensional behavior of χ_n^2 (e.g. [Tumanyan, 1954, 1956](#); [Steck, 1957](#); [Holst, 1972](#); [Morris, 1975](#); [Read and Cressie, 2012](#); [Rempala and Wesolowski, 2016](#), and the references therein). Our work is especially motivated by [Rempala and Wesolowski \(2016\)](#) who present conditions of the Poissonian and Gaussian asymptotics for χ_n^2 . One can generalize their result to our U -statistic framework by using the relationship between U - and V -statistics. However, their analysis is restricted to the case of the null hypothesis and does not easily generalize to other cases with different weights. Hence, we take different approaches to overcome such shortcomings. The present study is also closely related to the work by [Zelterman \(1986, 1987\)](#) who proposes a modified χ_n^2 to handle the testing bias of the chi-squared test. The modified statistic is given by

$$\phi_n = \chi_n^2 - \sum_{j=1}^d \frac{Y_j}{n\pi_{0,j}}. \quad (2)$$

It can be shown that ϕ_n is equivalent to the proposed U -statistic up to some constant factors when we take the weight matrix as $A = \text{diag}(\pi_{0,1}^{-1}, \dots, \pi_{0,d}^{-1})$ ([Remark 2.1](#)), and

thus ϕ_n falls into our U -statistic framework. [Diakonikolas et al. \(2016\)](#) show that the collision-based test is minimax rate optimal for multinomial uniformity testing where $\pi_0 = (1/d, \dots, 1/d)^\top$ ([Remark 4.1](#)). Their test statistic is a special case of our U -statistics by taking the identity weight matrix given in [\(6\)](#). We generalize their minimax result to an arbitrary null probability by providing a class of A that leads to the minimax optimal test. Our result includes the truncated weight considered in [Balakrishnan and Wasserman \(2017\)](#) as an example.

Outline. The rest of the paper is organized as follows. In [Section 2](#), we view Pearson’s chi-squared statistic as a V -statistic and provide a modified and generalized χ_n^2 based on the U -statistic. In [Section 3](#), we investigate the Poissonian and Gaussian asymptotics for the proposed U -statistic in the high-dimensional regime. In [Section 4](#), we present a sufficient condition for A that results in the minimax optimal test based on the U -statistic. In [Section 5](#), we provide simulation studies. We summarize the results and discuss future work in [Section 6](#). Finally, all of the proofs and additional results are presented in [Appendix A](#).

2 Pearson’s Chi-squared Statistic based on the U -statistic

As mentioned earlier, when the null is not uniform, Pearson’s chi-squared statistic can have $\mathbb{E}_{H_1}[\chi_n^2] < \mathbb{E}_{H_0}[\chi_n^2]$. This phenomenon can result in serious testing bias especially in the high-dimensional regime. To remove the main testing bias due to its expected value, we first view χ_n^2 as a V -statistic and suggest the modified χ_n^2 based on a U -statistic. To begin, consider the following second order kernel:

$$h_{\pi_0}(\mathbf{X}_i, \mathbf{X}_j) = (\mathbf{X}_i - \pi_0)^\top D_{\pi_0}^{-1}(\mathbf{X}_j - \pi_0), \quad (3)$$

where D_{π_0} is a $d \times d$ diagonal matrix with the diagonal entries $\{\pi_{0,1}, \dots, \pi_{0,d}\}$. Given h_{π_0} , we define the V -statistic as

$$V_{\pi_0} = \frac{1}{n^2} \sum_{i=1}^n \sum_{j=1}^n h_{\pi_0}(\mathbf{X}_i, \mathbf{X}_j).$$

In this setting, the next lemma shows that Pearson’s chi-squared statistic is equivalent to the V -statistic defined with kernel h_{π_0} .

Lemma 2.1. *Pearson’s chi-squared statistic has another representation as*

$$\chi_n^2 = \sum_{j=1}^d \frac{(Y_j - n\pi_{0,j})^2}{n\pi_{0,j}} = \frac{1}{n} \sum_{i=1}^n \sum_{j=1}^n h_{\pi_0}(\mathbf{X}_i, \mathbf{X}_j) = nV_{\pi_0}.$$

As is well-known, a V -statistic is typically biased for estimating the population quantity. In order to remove the estimation bias of V_{π_0} , we consider a U -statistic defined as

$$U_{\pi_0} = \binom{n}{2}^{-1} \sum_{1 \leq i < j \leq n} h_{\pi_0}(\mathbf{X}_i, \mathbf{X}_j). \quad (4)$$

It can be easily seen that the expected value of U_{π_0} is always non-negative and equal to zero if and only if $\pi = \pi_0$. As a result, U_{π_0} does not suffer from the testing bias arising from the expected value.

Remark 2.1. U_{π_0} is closely related to the test statistic proposed by [Zelterman \(1986, 1987\)](#). In view of [Lemma 2.1](#), it is straightforward to show that these two statistics have the identity $\phi_n = (n - 1)(U_{\pi_0} - 1)$; thus they have the exact same power. Unfortunately, even if U_{π_0} does not have the problem of the expectation, it can still have the testing bias against certain alternatives. For instance, [Haberman \(1988\)](#) provides a case where ϕ_n 's power is less than the significance level, which implies that U_{π_0} also has the testing bias in the same case.

There are some theoretical and empirical evidence to suggest that the scaling factor of χ_n^2 might not be optimal in the high-dimensional setting ([Marriott et al., 2015](#); [Valiant and Valiant, 2017](#); [Balakrishnan and Wasserman, 2017](#)). For example, when π_0 is highly skewed, χ_n^2 can perform poorly as it is dominated by small domain entries of π_0 . Therefore, one might need to consider different weights for χ_n^2 to obtain higher power of the test in high-dimensions. In this context, we consider a family of U -statistics by considering a general weight matrix. The test statistic of our interest is given as

$$U_A = \binom{n}{2}^{-1} \sum_{1 \leq i < j \leq n} h_A(\mathbf{X}_i, \mathbf{X}_j), \quad (5)$$

where $h_A(\mathbf{X}_i, \mathbf{X}_j) = (\mathbf{X}_i - \pi_0)^\top A(\mathbf{X}_j - \pi_0)$ and A is some positive definite matrix. In the next section, we study the limiting behavior of U_A under different high-dimensional regimes.

3 High-Dimensional Asymptotics

The asymptotic behavior of Pearson's chi-squared statistic has been well studied in the literature ([Read and Cressie, 2012](#), for a review). In the high-dimensional case where the dimension (the number of bins) increases with the sample size, [Rempała and Wesolowski \(2016\)](#) investigate both the Poisson and Gaussian approximations for χ_n^2 . Specifically, when π_0 is uniformly distributed, they show that χ_n^2 is asymptotically Poisson when $n/\sqrt{d} \rightarrow c \in (0, \infty)$ and asymptotically Gaussian when $n/\sqrt{d} \rightarrow \infty$. One can use their results to establish similar asymptotics for the U -statistic in view of [Lemma 2.1](#). However, their analysis is restricted to the case of the null hypothesis.

In this section, we derive both null and alternative distributions of the considered U -statistic and present conditions for its high-dimensional limiting behavior. Note that, under the low-dimensional regime where d is fixed, it is rather straightforward to obtain the limiting distribution of the considered U -statistic. For example, U_A is the U -statistic, which has degeneracy of order one at the null hypothesis; thereby it converges to a weighted sum of independent chi-squared random variables with one degree of freedom (see, e.g., [Lee, 1990](#), for asymptotic results of U -statistics). More interesting and challenging might be

the high-dimensional case where U_A can have a Poisson or Gaussian limiting distribution, which will be studied in the following subsections.

3.1 Poisson Approximation

We start with establishing conditions under which the U -statistic has an asymptotic Poisson distribution. It is worth noting that, since a Poisson random variable is supported on the non-negative integers, an arbitrary choice of A does not necessarily yield a Poisson approximation for U_A (even after being properly centered and scaled). For this reason, we focus on the simple case where A is the identity matrix, i.e.

$$U_I = \binom{n}{2}^{-1} \sum_{1 \leq i < j \leq n} (\mathbf{X}_i - \pi_0)^\top (\mathbf{X}_j - \pi_0), \quad (6)$$

and study its asymptotic behavior. We briefly discuss the generalization of the identity matrix to an arbitrary matrix A resulting in the Poisson asymptotic in Remark 3.1.

Let us start by defining some conditions which hold as $n, d \rightarrow \infty$ simultaneously:

$$\text{(P.1)} \quad n^3 \left\{ \sum_{i=1}^d \pi_i^3 + (\pi^\top \pi)^2 \right\} \rightarrow 0.$$

$$\text{(P.2)} \quad \binom{n}{2} \pi^\top \pi \rightarrow \eta_1, \quad \binom{n}{2} \pi_0^\top \pi_0 \rightarrow \eta_0 \quad \text{and} \quad \binom{n}{2} \pi^\top \pi_0 \rightarrow \eta_2 \quad \text{where} \quad \eta_i \in (0, \infty) \quad \text{for} \quad i = 0, 1, 2.$$

$$\text{(P.3)} \quad n^3 \left\{ \sum_{i=1}^d \pi_i \pi_{0,i}^2 - \left(\sum_{i=1}^d \pi_i \pi_{0,i} \right)^2 \right\} \rightarrow 0.$$

Let us consider the following decomposition of U_I :

$$\binom{n}{2} U_I = W - (n-1) \sum_{i=1}^n \left(\mathbf{X}_i^\top \pi_0 + \pi_0^\top \pi_0 \right),$$

where $W = \sum_{1 \leq i < j \leq n} \mathbf{X}_i^\top \mathbf{X}_j$. Based on this decomposition, first note that condition (P.1) together with the first condition in (P.2) is to ensure that W is approximately Poisson with mean η_1 . The last two conditions in (P.2) as well as (P.3) are to guarantee that the remainder of $\binom{n}{2} U_I$ other than W converges to $\eta_0 - 2\eta_2$ in probability. Specifically, (P.3) is a sufficient condition under which the variance of $(n-1) \sum_{i=1}^n \mathbf{X}_i^\top \pi_0$ converges to zero so that the asymptotic behavior of $\binom{n}{2} U_I$ is dominated by W .

Under the above conditions, we depict the limiting behavior of U_I as follows:

Theorem 3.1 (Poisson limiting distributions). *Under the conditions (P.1), (P.2) and (P.3), U_I has a Poisson limiting distribution as*

$$\binom{n}{2} U_I \xrightarrow{d} \text{Pois}(\eta_1) - 2\eta_2 + \eta_0.$$

In the following corollaries, we demonstrate the above result under the uniform null and the piecewise uniform alternatives.

Corollary 3.1 (Uniform null distribution). *Suppose that we are under the uniform null, i.e. $\pi = \pi_0 = (1/d, \dots, 1/d)^\top$. If $n/\sqrt{d} \rightarrow \sqrt{2\eta_0} \in (0, \infty)$, then*

$$\binom{n}{2} U_I \xrightarrow{d} \text{Pois}(\eta_0) - \eta_0.$$

If $\eta_0 = 0$, then it converges to zero in distribution.

Corollary 3.2 (Piecewise uniform alternatives). *Suppose that the null distribution is uniformly distributed. Consider $\omega_1, \omega_2 > 0$ such that $\omega_1 + \omega_2 = 1$. For simplicity, assume that d is even number (otherwise, let $\pi_{1,d} = 0$) and consider the alternative distribution defined by*

$$\pi_1 = \underbrace{(\omega_1/d, \dots, \omega_1/d)}_{d/2 \text{ elements}}, \underbrace{(\omega_2/d, \dots, \omega_2/d)}_{d/2 \text{ elements}}.$$

If $n/\sqrt{d} \rightarrow \sqrt{2\eta_0} \in (0, \infty)$, then under the alternative hypothesis,

$$\binom{n}{2} U_I \xrightarrow{d} \text{Pois}(\eta_1) - \eta_0,$$

where $\eta_1 = \eta_0(\omega_1^2 + \omega_2^2)/2$.

From the above results, let us describe the asymptotic power function of U_I under the Poissonian asymptotic. We assume that the null distribution is uniform where $n/\sqrt{d} \rightarrow c \in (0, \infty)$; thereby the distribution of $\binom{n}{2}(U_I + 1/d)$ is approximated by the Poisson distribution. Let $c_\alpha \in \mathbb{Z}^+$ be a critical value such that

$$\mathbb{P}_{H_0} \left(\binom{n}{2} (U_I + 1/d) > c_\alpha \right) \leq \alpha,$$

under the null. Then the power function of U_I can be approximated by

$$\beta_{n,d}(\pi) = \mathbb{P}_{H_1} \left(\binom{n}{2} (U_I + 1/d) > c_\alpha \right) = \int_0^{2\eta_1} \frac{1}{\Gamma(c_\alpha + 1)} y^{c_\alpha} \exp\left(-\frac{y}{2}\right) dy + o(1), \quad (7)$$

against the alternatives that satisfy (P.1), (P.2) and (P.3).

Remark 3.1. *The Poisson approximation for U_I can be extended to a general statistic U_A when the weight matrix A is asymptotically close to σI for some $\sigma > 0$. Suppose that we are under the null hypothesis and the conditions (P.1), (P.2) and (P.3) are satisfied. For $\Sigma_0 = \text{diag}(\pi_0) - \pi_0 \pi_0^\top$ and $D_\sigma = A - \sigma I$, assume that $n^2 \text{tr}\{(D_\sigma \Sigma)^2\} \rightarrow 0$ as $n, d \rightarrow \infty$. Then the following holds by Chebyshev's inequality:*

$$\binom{n}{2} (U_A - \sigma U_I) \xrightarrow{p} 0 \quad \text{and} \quad \binom{n}{2} U_A \xrightarrow{d} \sigma \text{Pois}(\eta_0) - \sigma \eta_0.$$

3.2 Gaussian Approximation

In this section, we study the asymptotic normality of U_A . Without loss of generality, we further assume that A is symmetric. Under the null hypothesis, the next theorem provides a sufficient condition under which U_A is asymptotically Gaussian.

Theorem 3.2 (Asymptotic normality of U_A under the null). *Suppose*

$$\frac{\text{tr}((A\Sigma)^4)}{[\text{tr}\{(A\Sigma)^2\}]^2} \rightarrow 0 \quad \text{and} \quad \frac{\mathbb{E}[\{h_A(\mathbf{X}_1, \mathbf{X}_2)\}^4] + n\mathbb{E}[\{h_A(\mathbf{X}_1, \mathbf{X}_2)\}^2\{h_A(\mathbf{X}_1, \mathbf{X}_3)\}^2]}{n^2[\text{tr}\{(A\Sigma)^2\}]^2} \rightarrow 0. \quad (8)$$

Then, under the null hypothesis, we have

$$\sqrt{\binom{n}{2}} \frac{U_A}{\sqrt{\text{tr}\{(A\Sigma)^2\}}} \xrightarrow{d} \mathcal{N}(0, 1).$$

Recall that, in Corollary 3.1, we established the limiting behavior of U_I under the uniform null when $n/\sqrt{d} \rightarrow c \in [0, \infty)$. In the next corollary, we study the asymptotic normality of U_I when $n/\sqrt{d} \rightarrow \infty$ under the uniform null.

Corollary 3.3 (Uniform null distribution). *Suppose we are under the null hypothesis where π_0 is uniform. If $n/\sqrt{d} \rightarrow \infty$, then we have*

$$\sqrt{\binom{n}{2}} \frac{U_I}{\sqrt{1/d(1-1/d)}} \xrightarrow{d} \mathcal{N}(0, 1).$$

Let us now turn our attention to the alternative distribution of U_A in the high-dimensional asymptotic. As in Chen and Qin (2010), we consider the following two scenarios under the alternative hypothesis:

(S.1) (Strong Signal-to-Noise) $n^{-1}\text{tr}((A\Sigma)^2) = o((\pi - \pi_0)^\top A\Sigma A(\pi - \pi_0))$.

(S.2) (Weak Signal-to-Noise) $(\pi - \pi_0)^\top A\Sigma A(\pi - \pi_0) = o(n^{-1}\text{tr}((A\Sigma)^2))$.

To appreciate the given scenarios, let us decompose $U_A = U_{\text{quad}} + U_{\text{linear}}$ where

$$U_{\text{quad}} = \binom{n}{2}^{-1} \sum_{1 \leq i < j \leq n} (\mathbf{X}_i - \pi)^\top A(\mathbf{X}_j - \pi),$$

$$U_{\text{linear}} = \binom{n}{2}^{-1} \sum_{1 \leq i < j \leq n} \left\{ (\mathbf{X}_i - \pi)^\top A(\pi - \pi_0) + (\mathbf{X}_j - \pi)^\top A(\pi - \pi_0) + \|A^{1/2}(\pi - \pi_0)\|_2^2 \right\}.$$

Accordingly, we have $\mathbb{E}[U_{\text{quad}}] = 0$ and $\mathbb{E}[U_{\text{linear}}] = \|A^{1/2}(\pi - \pi_0)\|_2^2$. Under (S.1), U_A is dominated by U_{linear} and thus

$$\frac{U_A - \|A^{1/2}(\pi - \pi_0)\|_2^2}{\sqrt{\text{Var}(U_A)}} = \frac{U_{\text{linear}} - \|A^{1/2}(\pi - \pi_0)\|_2^2}{\sqrt{\text{Var}(U_{\text{linear}})}} + o_P(1),$$

whereas under (S.2), U_A is dominated by U_{quad} so that

$$\frac{U_A - \|A^{1/2}(\pi - \pi_0)\|_2^2}{\sqrt{\text{Var}(U_A)}} = \frac{U_{\text{quad}}}{\sqrt{\text{Var}(U_{\text{quad}})}} + o_P(1).$$

Hence, in order to establish the asymptotic normality of U_A , we need to study the limiting behavior of U_{linear} and U_{quad} under each scenario. The result is summarized in the following theorem.

Theorem 3.3 (Asymptotic normality of U_A under the alternative). *Assume either i) (S.1) and $(\pi - \pi_0)^\top A \Sigma A (\pi - \pi_0) < \infty$, or ii) (S.2) and the condition (8) given in Theorem 3.2. Then*

$$\frac{U_A - \|A^{1/2}(\pi - \pi_0)\|_2^2}{\sqrt{\text{Var}(U_A)}} \xrightarrow{d} \mathcal{N}(0, 1),$$

where

$$\text{Var}(U_A) = \binom{n}{2}^{-1} \left\{ \text{tr}\{(A\Sigma)^2\} + 2(n-1)(\pi - \pi_0)^\top A \Sigma A (\pi - \pi_0) \right\}.$$

Theorem 3.3 together with Theorem 3.2 allows us to describe the power function of U_A under the Gaussian asymptotic. Let z_α be the upper α quantile of the standard normal distribution. For notational simplicity, let us denote

$$\Lambda_0 = \text{tr}\{(A\Sigma_0)^2\}, \quad \Lambda_1 = \text{tr}\{(A\Sigma)^2\} \quad \text{and} \quad \Lambda_2 = 2(n-1)(\pi - \pi_0)^\top A \Sigma A (\pi - \pi_0),$$

where Σ_0 and Σ are the covariance matrix of \mathbf{X} under the null and the alternative hypothesis, respectively. Then the power is approximated by

$$\beta_{n,d}(\pi_0, \pi_1, A) = \Phi \left(-\frac{\sqrt{\Lambda_0}}{\sqrt{\Lambda_1 + \Lambda_2}} z_\alpha + \sqrt{\binom{n}{2}} \frac{\|A^{1/2}(\pi - \pi_0)\|_2^2}{\sqrt{\Lambda_1 + \Lambda_2}} \right) + o(1). \quad (9)$$

Under (S.1) together with the additional assumption (S.3) below:

$$(S.3) \quad n^{-1} \text{tr}\{(A\Sigma_0)^2\} = o((\pi - \pi_0)^\top A \Sigma A (\pi - \pi_0)),$$

the power function of U_A can be further simplified to

$$\beta_{n,d}(\pi_0, \pi_1, A) = \Phi \left(\frac{\sqrt{n} \|A^{1/2}(\pi - \pi_0)\|_2^2}{\sqrt{4(\pi - \pi_0)^\top A \Sigma A (\pi - \pi_0)}} \right) + o(1).$$

On the other hand, under (S.2), the approximation becomes

$$\beta_{n,d}(\pi_0, \pi_1, A) = \Phi \left(-\frac{\sqrt{\text{tr}\{(A\Sigma_0)^2\}}}{\sqrt{\text{tr}\{(A\Sigma)^2\}}} z_\alpha + \frac{n \|A^{1/2}(\pi - \pi_0)\|_2^2}{\sqrt{2 \text{tr}\{(A\Sigma)^2\}}} \right) + o(1).$$

4 Minimax Optimality

As discussed before, χ^2 statistic tends to have a large variance by putting too much weight on small entries of π_0 . Consequently, the resulting test can perform poorly and is not minimax optimal in the high-dimensional setting (Balakrishnan and Wasserman, 2018). This motivates us to consider different weights for the test statistic. In this section, we discuss the choice of the weight matrix A from a minimax point of view. To formulate the minimax problem, we modify the hypotheses given in (1) as

$$H_0 : \pi = \pi_0 \quad \text{versus} \quad H_1 : \|\pi - \pi_0\|_1 \geq \epsilon_n, \quad (10)$$

where $\|x\|_1$ is the ℓ_1 norm of $x \in \mathbb{R}^d$. Let us consider a set of level α test functions, $\phi : \{\mathbf{X}_i\}_{i=1}^n \mapsto \{0, 1\}$, such that

$$\Phi_{n,\alpha} = \left\{ \phi : \mathbb{P}_{H_0}^n (\phi = 1) \leq \alpha, 0 < \alpha < 1 \right\}. \quad (11)$$

Then the global minimax risk (see e.g., Valiant and Valiant, 2017; Balakrishnan and Wasserman, 2017) is defined as the supremum over the local minimax risk:

$$R_n(\epsilon_n) = \sup_{\pi_0 \in \Omega} R_n(\epsilon_n, \pi_0),$$

where the local minimax risk is given by

$$R_n(\epsilon_n, \pi_0) = \inf_{\phi \in \Phi_{n,\alpha}} \sup \left\{ \mathbb{E}_{H_1} [1 - \phi] : \|\pi - \pi_0\|_1 \geq \epsilon_n, \pi \in \Omega \right\}.$$

For a given $\delta \in (0, 1 - \alpha)$, the global minimum separation rate is characterized by

$$\epsilon_n^* = \inf \left\{ \epsilon_n : R_n(\epsilon_n) \leq \delta \right\}.$$

Under the given setting, Valiant and Valiant (2017) show that the global minimax rate is

$$\epsilon_n^* \asymp \frac{d^{1/4}}{\sqrt{n}}.$$

The main objective of this section is to find a sufficient condition for A that results in minimax rate optimal test based on the U -statistic. We first describe that the test based on the U -statistic with a mixture weight is minimax rate optimal in Section 4.1 and we go on to generalize this result in Section 4.2.

4.1 U -statistic weighted by a mixture distribution

The weight used in U_{π_0} often results in a high variance of the test statistic especially when π_0 is sparse. U_I does not suffer from the same variance issue but its weight does not use information of the null distribution. We combine U_{π_0} and U_I to reduce the disadvantages

associated with each and obtain a minimax rate optimal test. Let us define the mixture distribution by

$$\pi_{\text{mix}} = \frac{1}{2}\pi_0 + \frac{1}{2}\pi_{\text{unif}}, \quad (12)$$

where $\pi_{\text{unif}} = (1/d, \dots, 1/d)$. Then by using $A_{\text{mix}} = \text{diag}\{\pi_{\text{mix},1}^{-1}, \dots, \pi_{\text{mix},d}^{-1}\}$, the resulting U -statistic is defined by

$$U_{\text{mix}} = \binom{n}{2}^{-1} \sum_{1 \leq i < j \leq n} (\mathbf{X}_i - \pi_0)^\top A_{\text{mix}} (\mathbf{X}_j - \pi_0). \quad (13)$$

To test (10), we reject the null hypothesis when U_{mix} is greater than the critical value:

$$\phi(U_{\text{mix}}) = I \left(U_{\text{mix}} > \sqrt{\frac{1}{\alpha} \binom{n}{2}^{-1} \text{tr}\{(A_{\text{mix}}\Sigma_0)^2\}} \right),$$

where $\Sigma_0 = \text{diag}(\pi_0) - \pi_0\pi_0^\top$. Then we can see that $\phi(U_{\text{mix}})$ has nontrivial power when $\epsilon_n \asymp d^{1/4}/\sqrt{n}$ and thus it is global minimax rate optimal. We formally state this result in Theorem 4.1 which holds for more general test statistics.

Remark 4.1. *Diakonikolas et al. (2016) show that the collision-based test statistic*

$$W = \sum_{1 \leq i < j \leq n} \mathbf{X}_i^\top \mathbf{X}_j$$

is minimax rate optimal for multinomial uniformity testing. For the uniform null case, U_{mix} is equivalent to the collision-based test statistic W ; thereby, our result can be viewed as a generalization of Diakonikolas et al. (2016) to arbitrary null probabilities.

Remark 4.2. *Poissonization, where the sample size has a Poisson distribution, is a standard assumption in the literature to construct the upper bound of the minimax risk. Under Poissonization, several statistics have been proposed to obtain the minimax optimality (Valiant and Valiant, 2017; Balakrishnan and Wasserman, 2017). We would like to emphasize that our minimax result is established without assuming Poissonization.*

4.2 Generalization

The mixture distribution in (12) can be generalized by considering an arbitrary but fixed $\gamma \in (0, 1)$ such that

$$\pi_{\text{mix}}^{(\gamma)} = \gamma\pi_0 + (1 - \gamma)\pi_{\text{unif}}.$$

For a given weight vector $w \in \mathbb{R}^d$, we say that $w \in \mathbb{R}^d$ is *comparable* to $\pi_{\text{mix}}^{(\gamma)}$, if there exist fixed constants $C_1, C_2 > 0$ independent of n and d such that $C_1\pi_{\text{mix},i}^{(\gamma)} \leq w_i \leq C_2\pi_{\text{mix},i}^{(\gamma)}$ for all $i = 1, \dots, d$. We denote a weight vector comparable to $\pi_{\text{mix}}^{(\gamma)}$ by

$$w \sim \pi_{\text{mix}}^{(\gamma)}.$$

Based on these notations, let us define a class of weight matrices:

$$\mathcal{A}_w = \left\{ \text{diag}(w^{-1}) \in \mathbb{R}^{d \times d} : w \in \mathbb{R}^d \text{ and } w \sim \pi_{\text{mix}}^{(\gamma)} \text{ for some } \gamma \in (0, 1) \right\}. \quad (14)$$

Then the test based on the U -statistic associated with any $A_w \in \mathcal{A}_w$:

$$\phi(U_w) = I \left(U_w > \sqrt{\frac{1}{\alpha} \binom{n}{2}^{-1} \text{tr}\{(A_w \Sigma_0)^2\}} \right)$$

is global minimax rate optimal. The result is summarized in the next theorem.

Theorem 4.1 (Global minimax optimality of U_w). *For testing (10), the test based on $\phi(U_w)$ has size at most α . In addition, suppose there exists a universal constant $C > 0$ independent of n and d such that*

$$\epsilon_n^2 \geq \frac{C\sqrt{d}}{n} \left[\frac{1}{\sqrt{\alpha}} + \frac{1}{\zeta} \right], \quad (15)$$

for any $\zeta \in (0, 1]$, then we have $\mathbb{P}_{H_1}(\phi(U_w) = 0) \leq \zeta$. Hence, $\phi(U_w)$ is global minimax optimal.

Here we provide several examples that belong to the proposed framework.

Example 4.1 (Truncated χ^2). *Balakrishnan and Wasserman (2017) show that the test based on the truncated χ^2 test statistic is global minimax rate optimal. Unlike the classical χ^2 statistic, the truncated χ^2 test statistic is weighted by $\theta_{\text{trunc},j} = \max\{\pi_{0,j}, 1/d\}$ for $j = 1, \dots, d$. Note that $\theta_{\text{trunc}} \sim \pi_{\text{mix}}$ since $\pi_{\text{mix},j} \leq \theta_{\text{trunc},j} \leq 2\pi_{\text{mix},j}$ for all $j = 1, \dots, d$. Therefore, it satisfies the comparable condition with $C_1 = 1$ and $C_2 = 2$.*

Example 4.2 (ℓ_p -type mixture). *For $p \geq 1$, let us define*

$$\theta_{\ell_p,j} = \left(\frac{\pi_{0,j}^p + \pi_{\text{unif},j}^p}{2} \right)^{1/p}$$

for $j = 1, \dots, d$. Then we observe that $\theta_{\ell_p} \sim \pi_{\text{mix}}$ since $\pi_{\text{mix},j} \leq \theta_{\ell_p,j} \leq 2^{1-1/p} \pi_{\text{mix},j}$ for all $j = 1, \dots, d$, where we used $\|x\|_1 \leq 2^{1-1/p} \|x\|_p \leq 2^{1-1/p} \|x\|_1$ for $p \geq 1$. In fact, if $p = \infty$, it corresponds to the truncated weight as $\theta_{\ell_\infty} = \theta_{\text{trunc}}$.

5 Simulations

In this section, we provide numerical results to illustrate the finite sample performance of the proposed methods. In the first simulation study, we compare power between Pearson's chi-squared test and the proposed tests based on U -statistics. We consider four different U -statistics: U_{π_0} , U_I , U_{mix} and U_{trunc} where U_{trunc} is the U -statistic with truncation weights

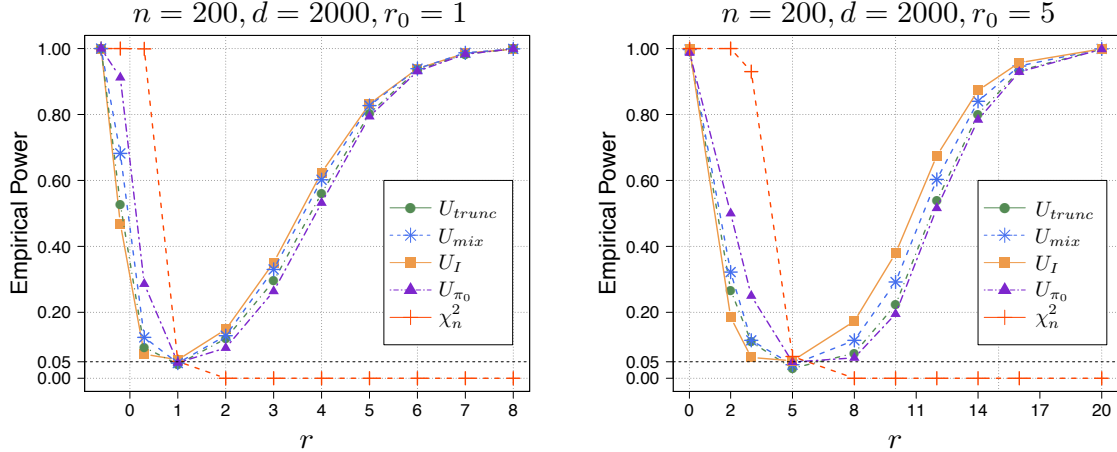


Figure 2: Power comparisons between five different tests based on U_{trunc} , U_{mix} , U_I , U_{π_0} and Pearson's χ_n^2 at significance level $\alpha = 0.05$.

described in Example 4.1. We let the null distribution π_0 have a power law distribution where the probability of the i th bin is proportional to the r_0 th power of its index, i.e. $\pi_{0,i} \propto i^{r_0}$ for $i = 1, \dots, d$. When r_0 is close to zero, then the null distribution becomes close to the uniform distribution. On the other hand, when r_0 has a large value, the null distribution becomes skewed to the left. In our simulations, we consider two null distributions with $r_0 = 1$ and $r_0 = 5$. The alternative distribution π is also chosen to have a power law distribution as $\pi_i \propto i^r$ for $i = 1, \dots, d$ and we change r to describe different power behaviors. The null and alternative distribution of each statistic are estimated via Monte Carlo simulations with 1000 repetitions where we take the sample size and the number of bins as $n = 200$ and $d = 2000$, respectively.

The simulation results are presented in Figure 2. From the results, we observe that Pearson's χ_n^2 test shows entirely different behaviors between two alternatives where (i) $r_0 < r$ and (ii) $r_0 > r$. Specifically, when $r_0 < r$, Pearson's χ_n^2 test is extremely biased and has zero power to reject the null hypothesis, whereas it has the highest power among the considered tests when $r_0 > r$. In contrast, the tests based on the U -statistics are considerably robust toward the testing bias and perform reasonably well against the entire range of alternatives. This illustrates the benefit of the proposed U -statistic framework under the high-dimensional regime. For the comparison between the U -statistics, no test is uniformly more powerful than the others. In particular, the test based on U_{π_0} outperforms the other tests when $r_0 > r$, but underperforms when $r_0 < r$. On the other hand, the test based on U_I performs the best when $r_0 < r$ and performs the worst when $r_0 > r$. The test based on U_{mix} are usually the second best and better than the one based on U_{trunc} .

In the second simulation study, we compare the empirical power of the tests and the corresponding theoretical power based on the normal approximation established in (9). For the comparison, we consider three U -statistics: U_{π_0} , U_I and U_{mix} , and choose the null

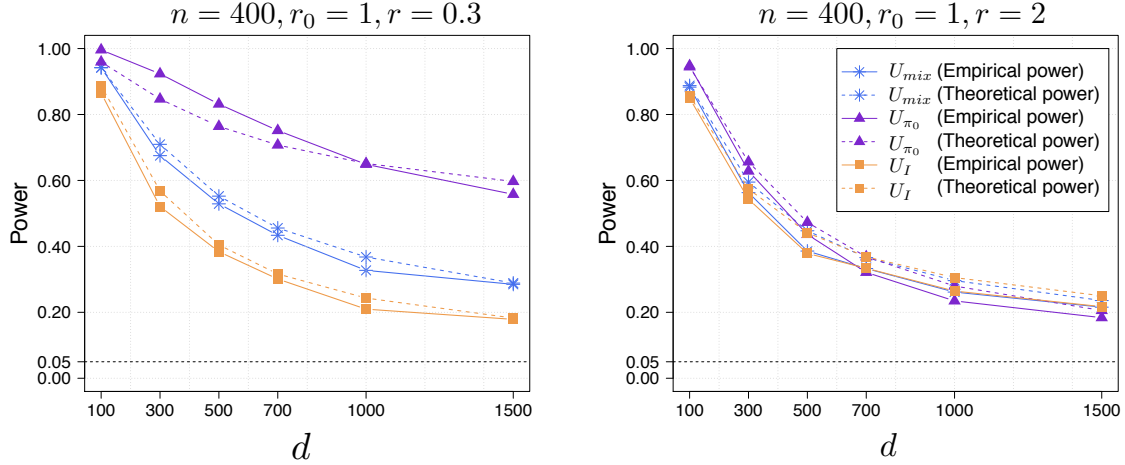


Figure 3: Comparisons between the empirical power and the theoretical power based on the normal approximation at significance level $\alpha = 0.05$.

distribution as $\pi_{0,i} \propto i$ for $i = 1, \dots, d$. Under the alternative, we consider two power law distributions with $r = 0.3$ and $r = 2$ where $\pi_i \propto i^r$ for $i = 1, \dots, d$. As before, the null and alternative distribution of each statistic are estimated via Monte Carlo simulations with 1000 repetitions where we take the sample size and the number of bins as $n = 400$ and $d = 100, 300, 500, 700, 1000, 1500$. The results are given in Figure 3. It is seen from the results that the power approximation via asymptotic normality looks fairly robust over different dimensions especially against the alternative distribution with $r = 2$.

6 Summary and Discussion

In this work, we introduced a family of U -statistics for multinomial goodness-of-fit tests and investigated their asymptotic behaviors in the high-dimensional regime. Specifically, we established the conditions under which the U -statistic is approximately Poisson or Gaussian, and studied its power function under each asymptotic regime. We also proposed a class of weights for the U -statistic and showed the minimax optimality of the resulting tests. Despite the fact that the proposed tests achieve minimax rate optimality, they still have room for improvement. In particular, the considered class of weight functions only uses the information of π_0 but not π . When prior information about π is available (e.g. differences exist in specific bins with high probability), then it is possible to design more powerful test by incorporating that information. In this case, it would be beneficial to use our asymptotic results and choose A that maximizes the asymptotic power function under the given restrictions. We reserve this topic for future work.

Acknowledgements

The author would like to thank Sivaraman Balakrishnan and Larry Wasserman for their valuable comments which helped to improve the manuscript.

References

- Arratia, R., Goldstein, L., and Gordon, L. (1989). Two moments suffice for poisson approximations: the chen-stein method. *The Annals of Probability*, pages 9–25.
- Balakrishnan, N., Voinov, V., and Nikulin, M. S. (2013). *Chi-squared goodness of fit tests with applications*. Academic Press.
- Balakrishnan, S. and Wasserman, L. (2017). Hypothesis testing for densities and high-dimensional multinomials: Sharp local minimax rates. *to appear in Annals of Statistics*, *arXiv preprint arXiv:1706.10003*.
- Balakrishnan, S. and Wasserman, L. (2018). Hypothesis testing for high-dimensional multinomials: A selective review. *The Annals of Applied Statistics*, 12(2):727–749.
- Chen, S. X. and Qin, Y. L. (2010). A two-sample test for high-dimensional data with applications to gene-set testing. *The Annals of Statistics*, pages 808–835.
- DasGupta, A. (2005). The matching, birthday and the strong birthday problem: a contemporary review. *Journal of Statistical Planning and Inference*, 130(1):377–389.
- Diakonikolas, I., Gouleakis, T., Peebles, J., and Price, E. (2016). Collision-based testers are optimal for uniformity and closeness. *arXiv preprint arXiv:1611.03579*.
- Haberman, S. J. (1988). A warning on the use of chi-squared statistics with frequency tables with small expected cell counts. *Journal of the American Statistical Association*, 83(402):555–560.
- Hall, P. (1984). Central limit theorem for integrated square error of multivariate nonparametric density estimators. *Journal of Multivariate Analysis*, 14(1):1–16.
- Hall, P. and Heyde, C. C. (1980). *Martingale limit theory and its application*. Academic press.
- Holst, L. (1972). Asymptotic normality and efficiency for certain goodness-of-fit tests. *Biometrika*, 59(1):137–145.
- Lee, J. (1990). *U-statistics: Theory and Practice*. Citeseer.
- Lehmann, E. L. and Romano, J. P. (2006). *Testing statistical hypotheses*. Springer Science & Business Media.

- Marriott, P., Sabolova, R., Van Bever, G., and Critchley, F. (2015). Geometry of goodness-of-fit testing in high dimensional low sample size modelling. In *International Conference on Networked Geometric Science of Information*, pages 569–576. Springer.
- Morris, C. (1975). Central limit theorems for multinomial sums. *The Annals of Statistics*, pages 165–188.
- Pearson, K. (1900). X. on the criterion that a given system of deviations from the probable in the case of a correlated system of variables is such that it can be reasonably supposed to have arisen from random sampling. *The London, Edinburgh, and Dublin Philosophical Magazine and Journal of Science*, 50(302):157–175.
- Read, T. R. and Cressie, N. A. (2012). *Goodness-of-fit statistics for discrete multivariate data*. Springer Science & Business Media.
- Rempala, G. A. and Wesolowski, J. (2016). Double asymptotics for the chi-square statistic. *Statistics & Probability Letters*, 119:317–325.
- Steck, G. P. (1957). Limit theorems for conditional distributions.
- Tumanyan, S. (1954). On the asymptotic distribution of the chi-square criterion. In *Dokl. Akad. Nauk. SSSR*, volume 94, pages 1011–1012.
- Tumanyan, S. K. (1956). Asymptotic distribution of the χ^2 criterion when the number of observations and number of groups increase simultaneously. *Theory of Probability & Its Applications*, 1(1):117–131.
- Valiant, G. and Valiant, P. (2017). An automatic inequality prover and instance optimal identity testing. *SIAM Journal on Computing*, 46(1):429–455.
- Zelterman, D. (1986). The log-likelihood ratio for sparse multinomial mixtures. *Statistics & Probability Letters*, 4(2):95–99.
- Zelterman, D. (1987). Goodness-of-fit tests for large sparse multinomial distributions. *Journal of the American Statistical Association*, 82(398):624–629.

A Proofs

A.1 Proof of Lemma 2.1

We will provide a more general result by considering an arbitrary positive diagonal matrix $A = \text{diag}\{a_1, \dots, a_d\}$ in the kernel. In other words, we will show the following holds:

$$\sum_{j=1}^d a_j (Y_j - n\pi_{0,j})^2 = \sum_{1 \leq i \leq n} \sum_{1 \leq j \leq n} (\mathbf{X}_i - \pi_0)^\top A (\mathbf{X}_j - \pi_0). \quad (16)$$

Then the result follows by setting $a_i = (n\pi_{0,i})^{-1}$.

First, we decompose the left hand side of (16) into the three parts:

$$\sum_{j=1}^d a_j (Y_j - n\pi_{0,j})^2 = \underbrace{\sum_{j=1}^d a_j Y_j^2}_{(i)} - 2n \underbrace{\sum_{j=1}^d a_j Y_j \pi_{0,j}}_{(ii)} + n^2 \underbrace{\sum_{j=1}^d a_j \pi_{0,j}^2}_{(iii)}$$

and treat them separately.

Part (i). Recall that $Y_j = \sum_{i=1}^n I(X_{i,j} = 1)$, and thus

$$\begin{aligned} \sum_{j=1}^d a_j \left(\sum_{i=1}^n I(X_{i,j} = 1) \right)^2 &= \sum_{j=1}^d a_j \left[\sum_{i=1}^n I(X_{i,j} = 1) + 2 \sum_{i < i'} I(X_{i,j} = 1) I(X_{i',j} = 1) \right] \\ &= \sum_{i=1}^n \sum_{j=1}^d a_j I(X_{i,j} = 1) + 2 \sum_{i < i'} \sum_{j=1}^d a_j I(X_{i,j} = 1) I(X_{i',j} = 1) \\ &= \sum_{i=1}^n \mathbf{X}_i^\top \mathbf{A} \mathbf{X}_i + 2 \sum_{i < i'} \mathbf{X}_i^\top \mathbf{A} \mathbf{X}_{i'} = \sum_{i=1}^n \sum_{i'=1}^n \mathbf{X}_i^\top \mathbf{A} \mathbf{X}_{i'}. \end{aligned}$$

Part (ii). Similar to the first part,

$$\begin{aligned} 2n \sum_{j=1}^d a_j Y_j \pi_{0,j} &= 2n \sum_{j=1}^d a_j \left(\sum_{i=1}^n I(X_{i,j} = 1) \right) \pi_{0,j} \\ &= 2n \sum_{i=1}^n \sum_{j=1}^d a_j I(X_{i,j} = 1) \pi_{0,j} = 2n \sum_{i=1}^n \mathbf{X}_i^\top \mathbf{A} \boldsymbol{\pi}_0 \\ &= \sum_{i=1}^n \sum_{i'=1}^n \left(\mathbf{X}_i^\top \mathbf{A} \boldsymbol{\pi}_0 + \mathbf{X}_{i'}^\top \mathbf{A} \boldsymbol{\pi}_0 \right). \end{aligned}$$

Part (iii). The last part is straightforward,

$$n^2 \sum_{j=1}^d a_j \pi_{0,j}^2 = \sum_{i=1}^n \sum_{i'=1}^n \pi_0^\top \mathbf{A} \pi_0.$$

Combining the three parts, we can get the desired result.

A.2 Proof of Theorem 3.1

The proof is mainly based on Theorem 1 of [Arratia et al. \(1989\)](#). We describe it in Theorem A.1. Before we get to the main proof, we provide several lemmas.

Recall the following decomposition of U_I :

$$U_I = \binom{n}{2}^{-1} \underbrace{\sum_{1 \leq i < j \leq n} \mathbf{X}_i^\top \mathbf{X}_j}_W - \frac{2}{n} \sum_{i=1}^n \left(\mathbf{X}_i^\top \boldsymbol{\pi}_0 + \boldsymbol{\pi}_0^\top \mathbf{X}_i \right).$$

Suppose $\binom{n}{2}\pi_0^\top\pi_0 \rightarrow \eta$ as $n, d \rightarrow \infty$. As preliminary results, we are interested in the conditions that result in

$$W = \sum_{1 \leq i < j \leq n} \mathbf{X}_i^\top \mathbf{X}_j \xrightarrow{d} \text{Pois}(\eta) \quad \text{where } \eta \in (0, \infty).$$

Note that W is the sum of locally dependent indicator variables. The limiting distribution of W has been studied under the name of the birthday problem (see e.g., [DasGupta, 2005](#)). Let Z be a Poisson random variable with $\mathbb{E}[W] = \mathbb{E}[Z]$. Here, our interest is in the total variation distance between W and Z , i.e.

$$d_{TV}(W, Z) = 2 \sup_{A \in \mathbb{Z}^+} \left| \mathbb{P}(W \in A) - \mathbb{P}(Z \in A) \right|.$$

In order to bound the total variation distance, we employ Theorem 1 of [Arratia et al. \(1989\)](#):

Theorem A.1 (Theorem 1 of [Arratia et al. \(1989\)](#)). *Let \mathcal{I} be an arbitrary index set, and for $\alpha \in \mathcal{I}$, let X_α be a Bernoulli random variable with $p_\alpha = \mathbb{P}(X_\alpha = 1) > 0$. Let $K = \sum_{\alpha \in \mathcal{I}} X_\alpha$ and $\mathbb{E}[K] = \sum_{\alpha \in \mathcal{I}} p_\alpha \in (0, \infty)$. For each $\alpha \in \mathcal{I}$, suppose we have chosen $B_\alpha \in \mathcal{I}$ with $\alpha \in B_\alpha$. Define*

$$b_1 = \sum_{\alpha \in \mathcal{I}} \sum_{\beta \in B_\alpha} p_\alpha p_\beta, \quad b_2 = \sum_{\alpha \in \mathcal{I}} \sum_{\alpha \neq \beta \in B_\alpha} \mathbb{E}[X_\alpha X_\beta], \quad \text{and} \quad b_3 = \sum_{\alpha \in \mathcal{I}} \mathbb{E} \left| \mathbb{E} \left\{ X_\alpha - p_\alpha \left| \sum_{\beta \in \mathcal{I} - B_\alpha} X_\beta \right. \right\} \right|.$$

Let Z be a Poisson random variable with $\mathbb{E}[K] = \mathbb{E}[Z] = \eta$. Then

$$d_{TV}(K, Z) \leq 2 \left[(b_1 + b_2) \frac{1 - e^{-\eta}}{\eta} + b_3 (1 \wedge 1.4\eta^{-1/2}) \right]. \quad (17)$$

As a corollary of Theorem [A.1](#), we present the total variation distance between W and the Poisson random variable Z .

Corollary A.1. *Let Z be a Poisson random variable with $\mathbb{E}[Z] = \mathbb{E}[W] = \binom{n}{2}\pi^\top\pi = \eta_{n,d}$. Then*

$$d_{TV}(W, Z) \leq 2n^3 \frac{1 - e^{-\eta_{n,d}}}{\eta_{n,d}} \left[\sum_{i=1}^d \pi_i^3 + \left\{ \sum_{i=1}^d \pi_i^2 \right\}^2 \right].$$

Proof. Denote $p_1 = \mathbb{P}(\mathbf{X}_1^\top \mathbf{X}_2 = 1)$ and $p_2 = \mathbb{P}(\mathbf{X}_1^\top \mathbf{X}_2 \mathbf{X}_1^\top \mathbf{X}_3 = 1)$. In addition, let \mathcal{I} be a set of all indices (i, j) where $1 \leq i < j \leq n$ so that $|\mathcal{I}| = \binom{n}{2}$ and \mathcal{B}_i be a collection of $\mathbf{X}_j^\top \mathbf{X}_k$ that is dependent on \mathbf{X}_i . Here $|\mathcal{B}_i| = \binom{n}{2} - \binom{n-2}{2} = 2n - 3$ for all i .

Thus we have

$$b_1 = p_1^2 |\mathcal{I}| |\mathcal{B}_i| = \left\{ \sum_{i=1}^d \pi_i^2 \right\}^2 \binom{n}{2} (2n - 3) \leq \left\{ \sum_{i=1}^d \pi_i^2 \right\}^2 n^3,$$

$$b_2 = p_2 |\mathcal{I}| (|\mathcal{B}_i| - 1) = \sum_{i=1}^d \pi_i^3 \binom{n}{2} (2n - 4) = \sum_{i=1}^d \pi_i^3 n(n-1)(n-2) \leq \sum_{i=1}^d \pi_i^3 n^3.$$

and $b_3 = 0$ by the construction of \mathcal{B}_i . Then the proof is complete by applying Theorem A.1. \square

So far, we have investigated the asymptotic results of W . Now, let us turn our attention to U_I . Recall that U_I and W are related as

$$\binom{n}{2} U_I = W - (n-1) \sum_{i=1}^n \mathbf{X}_i^\top \pi_0 + \binom{n}{2} \pi_0^\top \pi_0.$$

Hence, in order to attain the Poisson approximation for $\binom{n}{2} U_I$, one might need to control the last two terms properly. Note that

$$\begin{aligned} \mathbb{E} \left[(n-1) \sum_{i=1}^n \mathbf{X}_i^\top \pi_0 \right] &= 2 \binom{n}{2} \pi^\top \pi_0 = 2\eta_2 + o(1), \\ \text{Var} \left[(n-1) \sum_{i=1}^n \mathbf{X}_i^\top \pi_0 \right] &= (n-1)^2 n \left[\mathbb{E} \left[\mathbf{X}_1^\top \pi_0 \mathbf{X}_1^\top \pi_0 \right] - \left(\mathbb{E} \left[\mathbf{X}_1^\top \pi_0 \right] \right)^2 \right] \\ &\leq n^3 \left(\sum_{i=1}^d \pi_i \pi_{0,i}^2 - \left(\sum_{i=1}^d \pi_i \pi_{0,i} \right)^2 \right). \end{aligned}$$

Hence, under (P.2) and (P.3), Chebyshev's inequality yields

$$(n-1) \sum_{i=1}^n \mathbf{X}_i^\top \pi_0 \xrightarrow{p} 2\eta_2. \quad (18)$$

We finish the proof by applying Slutsky's theorem.

A.3 Proof of Corollary 3.1 and 3.2

These results are direct applications of Theorem 3.1; hence we omit the proof.

A.4 Variance of U_A

In the next lemma, we calculate the closed-form of the variance of U_A .

Lemma A.1 (Variance of U_A). *Let A be a symmetric positive definite matrix and Σ be $\text{diag}(\pi) - \pi\pi^\top$. Then*

$$\text{Var}(U_A) = \binom{n}{2}^{-1} \left\{ \text{tr}\{(A\Sigma)^2\} + 2(n-1)(\pi - \pi_0)^\top A \Sigma A (\pi - \pi_0) \right\}. \quad (19)$$

Therefore,

$$\text{Var}(U_{\pi_0}) = \binom{n}{2}^{-1} \left\{ \text{tr}\{(D_{\pi_0} \Sigma)^2\} + 2(n-1)(\pi - \pi_0)^\top D_{\pi_0} \Sigma D_{\pi_0} (\pi - \pi_0) \right\} \quad \text{and}$$

$$\text{Var}(U_I) = \binom{n}{2}^{-1} \left\{ \text{tr}(\Sigma^2) + 2(n-1)(\pi - \pi_0)^\top \Sigma (\pi - \pi_0) \right\},$$

where D_{π_0} is defined in (3).

Proof. Without loss of generality, we assume $A = I$. Otherwise, define $\mathbf{X}_1^* = A^{1/2}\mathbf{X}_1$, $\mathbf{X}_2^* = A^{1/2}\mathbf{X}_2$ and $\pi_0^* = A^{1/2}\pi_0$ so that $h_A(\mathbf{X}_1, \mathbf{X}_2) = (\mathbf{X}_1^* - \pi_0^*)^\top (\mathbf{X}_2^* - \pi_0^*)$, and proceed similarly. Note that the variance of double summations becomes

$$\begin{aligned} & \text{Var} \left(\sum_{1 \leq i < j \leq n} h_I(\mathbf{X}_i, \mathbf{X}_j) \right) \\ &= \binom{n}{2} \text{Var}(h_I(\mathbf{X}_1, \mathbf{X}_2)) + 2(n-2) \text{Cov}(h_I(\mathbf{X}_1, \mathbf{X}_2), h_I(\mathbf{X}_1, \mathbf{X}_3)). \end{aligned} \quad (20)$$

We treat the variance and the covariance separately. First, calculate the variance of the kernel:

$$\begin{aligned} \text{Var}(h_I(\mathbf{X}_1, \mathbf{X}_2)) &= \mathbb{E}[h_I^2(\mathbf{X}_1, \mathbf{X}_2)] - \{\mathbb{E}[h_I(\mathbf{X}_1, \mathbf{X}_2)]\}^2 \\ &= \mathbb{E}[h_I^2(\mathbf{X}_1, \mathbf{X}_2)] - \|\pi - \pi_0\|_2^2. \end{aligned}$$

The expected value can be decomposed into:

$$\begin{aligned} \mathbb{E}[h_I^2(\mathbf{X}_1, \mathbf{X}_2)] &= \mathbb{E} \left[\{(\mathbf{X}_1 - \pi_0)^\top (\mathbf{X}_2 - \pi_0)\}^2 \right] \\ &= \mathbb{E} \left[\{(\mathbf{X}_1 - \pi + \pi - \pi_0)^\top (\mathbf{X}_2 - \pi + \pi - \pi_0)\}^2 \right] \\ &= \mathbb{E} \left[\{(\mathbf{X}_1 - \pi)^\top (\mathbf{X}_2 - \pi)\}^2 \right] + 2\mathbb{E} \left[\{(\mathbf{X}_1 - \pi)^\top (\pi - \pi_0)\}^2 \right] + \|\pi - \pi_0\|_2^2. \end{aligned}$$

The first term can be simplified as

$$\begin{aligned} \mathbb{E} \left[\{(\mathbf{X}_1 - \pi)^\top (\mathbf{X}_2 - \pi)\}^2 \right] &= \mathbb{E} \left[\text{tr} \{ (\mathbf{X}_1 - \pi)^\top (\mathbf{X}_2 - \pi) (\mathbf{X}_2 - \pi)^\top (\mathbf{X}_1 - \pi) \} \right] \\ &= \mathbb{E} \left[\text{tr} \{ (\mathbf{X}_1 - \pi) (\mathbf{X}_1 - \pi)^\top (\mathbf{X}_2 - \pi) (\mathbf{X}_2 - \pi)^\top \} \right] \\ &= \text{tr} \left\{ \mathbb{E} \left[(\mathbf{X}_1 - \pi) (\mathbf{X}_1 - \pi)^\top (\mathbf{X}_2 - \pi) (\mathbf{X}_2 - \pi)^\top \right] \right\} \\ &= \text{tr} \left\{ \mathbb{E} \left[(\mathbf{X}_1 - \pi) (\mathbf{X}_1 - \pi)^\top \right] \mathbb{E} \left[(\mathbf{X}_2 - \pi) (\mathbf{X}_2 - \pi)^\top \right] \right\} \\ &= \text{tr}(\Sigma^2). \end{aligned}$$

On the other hand, the second term becomes

$$\begin{aligned} \mathbb{E} \left[\{(\mathbf{X}_1 - \pi)^\top (\pi - \pi_0)\}^2 \right] &= \mathbb{E} \left[(\pi - \pi_0)^\top (\mathbf{X}_1 - \pi) (\mathbf{X}_1 - \pi)^\top (\pi - \pi_0) \right] \\ &= (\pi - \pi_0)^\top \Sigma (\pi - \pi_0). \end{aligned}$$

Hence, the variance of the kernel can be calculated by

$$\text{Var}(h_I(\mathbf{X}_1, \mathbf{X}_2)) = \text{tr}(\Sigma^2) + 2(\pi - \pi_0)^\top \Sigma (\pi - \pi_0). \quad (21)$$

Next, turn our attention to the covariance:

$$\begin{aligned} \text{Cov}(h_I(\mathbf{X}_1, \mathbf{X}_2), h_I(\mathbf{X}_1, \mathbf{X}_3)) &= \mathbb{E}[h_I(\mathbf{X}_1, \mathbf{X}_2)h_I(\mathbf{X}_1, \mathbf{X}_3)] - \mathbb{E}[h_I(\mathbf{X}_1, \mathbf{X}_2)] \mathbb{E}[h_I(\mathbf{X}_1, \mathbf{X}_3)] \\ &= \mathbb{E}[h_I(\mathbf{X}_1, \mathbf{X}_2)h_I(\mathbf{X}_1, \mathbf{X}_3)] - \|\pi - \pi_0\|_2^4. \end{aligned} \quad (22)$$

Note that

$$\begin{aligned} \mathbb{E}[h_I(\mathbf{X}_1, \mathbf{X}_2)h_I(\mathbf{X}_1, \mathbf{X}_3)] &= \mathbb{E}\left[(\mathbf{X}_1 - \pi_0)^\top (\mathbf{X}_2 - \pi_0)(\mathbf{X}_1 - \pi_0)^\top (\mathbf{X}_3 - \pi_0)\right] \\ &= \mathbb{E}\left[(A_1 + B)^\top (A_2 + B)(A_1 + B)^\top (A_3 + B)\right], \end{aligned} \quad (23)$$

where $A_i = \mathbf{X}_i - \pi$ for $i = 1, 2, 3$, and $B = \pi - \pi_0$. In fact, (23) is equivalent to

$$\mathbb{E}\left[A_1^\top B A_1^\top B\right] + B^\top B B^\top B = (\pi - \pi_0)^\top \Sigma (\pi - \pi_0) + \|\pi - \pi_0\|_2^4, \quad (24)$$

due to

$$\begin{aligned} \mathbb{E}\left[A_1^\top A_2 A_3^\top B\right] &= \mathbb{E}\left[(\mathbf{X}_1 - \pi)^\top (\mathbf{X}_2 - \pi) (\mathbf{X}_3 - \pi)^\top (\pi - \pi_0)\right] \\ &= \mathbb{E}\left[(\mathbf{X}_1 - \pi)^\top \left\{\mathbb{E}[(\mathbf{X}_2 - \pi) (\mathbf{X}_3 - \pi)^\top | \mathbf{X}_1]\right\} (\pi - \pi_0)\right] \\ &= \mathbb{E}\left[(\mathbf{X}_1 - \pi)^\top \left\{\mathbb{E}[(\mathbf{X}_2 - \pi) | \mathbf{X}_1] \mathbb{E}[(\mathbf{X}_3 - \pi)^\top | \mathbf{X}_1]\right\} (\pi - \pi_0)\right] \\ &= 0. \end{aligned}$$

In the same way, we can see the other terms become zero. Then, we get a simple form of the covariance from (22) and (24):

$$\text{Cov}(h_I(\mathbf{X}_1, \mathbf{X}_2), h_I(\mathbf{X}_1, \mathbf{X}_3)) = (\pi - \pi_0)^\top \Sigma (\pi - \pi_0). \quad (25)$$

We finish the proof by multiplying $\binom{n}{2}^{-2}$ to (20) together with (21) and (25). \square

A.5 Proof of Theorem 3.2

The proof is based on Corollary 3.1 of Hall and Heyde (1980). Under the null, U_A is a degenerate centered U -statistic, which satisfies $\mathbb{E}[h_A(\mathbf{X}_1, \mathbf{X}_2)] = 0$ and $\mathbb{E}[h_A(\mathbf{X}_1, \mathbf{X}_2) | \mathbf{X}_2] = 0$. We follow the similar proof steps in Theorem 1 of Hall (1984), but we adapt the argument to obtain the convergence result for the uniform null in Corollary 3.3.

First, we define the filtration $\mathcal{F}_k = \sigma(\mathbf{X}_1, \dots, \mathbf{X}_k)$, and let

$$Y_j = \sum_{i=1}^{j-1} h_A(\mathbf{X}_i, \mathbf{X}_j) \quad \text{and} \quad \mathcal{S}_k = \sum_{j=2}^k Y_j,$$

for $2 \leq k \leq n$. It is easy to check that $\{(\mathcal{S}_k, \mathcal{F}_k)\}$ is a square integrable martingale sequence with zero mean as

$$\mathbb{E}[\mathcal{S}_j] = 0 \quad \text{and} \quad \mathbb{E}[\mathcal{S}_i | \mathcal{F}_j] = \mathcal{S}_j + \sum_{k=j+1}^i \mathbb{E}[Y_k | \mathcal{F}_j] = \mathcal{S}_j$$

for any $i \geq j$. Denote the variance of $\sum_{i < j} h_A(\mathbf{X}_i, \mathbf{X}_j)$ by $s_n^2 = \binom{n}{2} \text{tr}\{(A\Sigma)^2\}$. Then, according to Corollary 3.1 of [Hall and Heyde \(1980\)](#), it is enough to show that the following two conditions are satisfied under the given assumptions:

$$(C.1) \quad s_n^{-2} \sum_{i=2}^n \mathbb{E}[Y_i^2 I(|Y_i| > \epsilon s_n)] \rightarrow 0.$$

$$(C.2) \quad s_n^{-2} \sum_{i=2}^n \mathbb{E}[Y_i^2 | \mathcal{F}_{i-1}] \xrightarrow{p} 1.$$

Let us first verify the first condition (C.1). Since $|Y_i| > \epsilon s_n$ implies

$$Y_i^2 = \frac{|Y_i|^{2+\delta}}{|Y_i|^\delta} \leq \frac{|Y_i|^{2+\delta}}{(\epsilon s_n)^\delta},$$

for any $\epsilon, \delta > 0$, we have

$$s_n^{-2} \sum_{i=2}^n \mathbb{E}[Y_i^2 I(|Y_i| > \epsilon s_n)] \leq \epsilon^{-\delta} s_n^{-2-\delta} \sum_{i=2}^n \mathbb{E}[|Y_i|^{2+\delta}].$$

By choosing $\delta = 2$, we will show that $s_n^{-4} \sum_{i=2}^n \mathbb{E}[Y_i^4] \rightarrow 0$ to verify (C.1). From the fact that, for any distinct (i_1, i_2, i_3, i_4) or for any combination (i_1, i_2, i_3, i_4) where only one of them is different,

$$\mathbb{E}[h_A(\mathbf{X}, \mathbf{X}_{i_1})h_A(\mathbf{X}, \mathbf{X}_{i_2})h_A(\mathbf{X}, \mathbf{X}_{i_3})h_A(\mathbf{X}, \mathbf{X}_{i_4})] = 0,$$

we can see that

$$\begin{aligned} \mathbb{E}[Y_i^4] &= \sum_{i_1, i_2, i_3, i_4=1}^{i-1} \mathbb{E}[h_A(\mathbf{X}_i, \mathbf{X}_{i_1})h_A(\mathbf{X}_i, \mathbf{X}_{i_2})h_A(\mathbf{X}_i, \mathbf{X}_{i_3})h_A(\mathbf{X}_i, \mathbf{X}_{i_4})] \\ &= (i-1)\mathbb{E}[\{h_A(\mathbf{X}_1, \mathbf{X}_2)\}^4] + 3(i-1)(i-2)\mathbb{E}[\{h_A(\mathbf{X}_1, \mathbf{X}_2)\}^2\{h_A(\mathbf{X}_1, \mathbf{X}_3)\}^2]. \end{aligned}$$

Hence, we have

$$\sum_{i=2}^n \mathbb{E}[Y_i^4] = \frac{n(n-1)}{2} \mathbb{E}[\{h_A(\mathbf{X}_1, \mathbf{X}_2)\}^4] + n(n-1)(n-2)\mathbb{E}[\{h_A(\mathbf{X}_1, \mathbf{X}_2)\}^2\{h_A(\mathbf{X}_1, \mathbf{X}_3)\}^2].$$

From the second assumption in (8), it is easy to see $s_n^{-4} \sum_{i=2}^n \mathbb{E}[Y_i^4] \rightarrow 0$, which verifies (C.1).

Now, we prove that (C.2) holds under the given conditions, that is to show

$$\frac{2}{n(n-1)\text{tr}\{(A\Sigma)^2\}} \sum_{i=2}^n \mathbb{E} [Y_i^2 | \mathcal{F}_{i-1}] \xrightarrow{p} 1.$$

First, we can see from $\mathbb{E} [h_A(\mathbf{X}_1, \mathbf{X}_2)h_A(\mathbf{X}_1, \mathbf{X}_3)] = 0$ and $\mathbb{E} [h_A^2(\mathbf{X}_1, \mathbf{X}_2)] = \text{tr}\{(A\Sigma)^2\}$, that

$$\begin{aligned} \sum_{i=2}^n \mathbb{E} [Y_i^2] &= \sum_{i=2}^n \sum_{j_1, j_2=1}^{i-1} \mathbb{E} [h_A(\mathbf{X}_i, \mathbf{X}_{j_1})h_A(\mathbf{X}_i, \mathbf{X}_{j_2})] \\ &= \sum_{i=2}^n (i-1) \mathbb{E} [h_A(\mathbf{X}_i, \mathbf{X}_1)] = \frac{n(n-1)}{2} \text{tr}\{(A\Sigma)^2\}. \end{aligned}$$

Therefore, it is sufficient to prove

$$\frac{4}{n^2(n-1)^2 \text{tr}\{(A\Sigma)^2\}^2} \sum_{i_1, i_2=2}^n \text{Cov} (\mathbb{E} [Y_{i_1}^2 | \mathcal{F}_{i_1-1}], \mathbb{E} [Y_{i_2}^2 | \mathcal{F}_{i_2-1}]) \rightarrow 0.$$

Let us define

$$\begin{aligned} G_A(\mathbf{X}_i, \mathbf{X}_j) &= \mathbb{E} [h_A(\mathbf{X}_i, \mathbf{X}_k)h_A(\mathbf{X}_j, \mathbf{X}_k) | \sigma(\mathbf{X}_i, \mathbf{X}_j)] \\ &= (\mathbf{X}_i - \pi_0)^\top A \Sigma_0 A (\mathbf{X}_j - \pi_0), \end{aligned} \tag{26}$$

so that

$$\mathbb{E} [Y_i^2 | \mathcal{F}_{i-1}] = \sum_{j_1, j_2=1}^{i-1} \mathbb{E} [h_A(\mathbf{X}_i, \mathbf{X}_{j_1})h_A(\mathbf{X}_i, \mathbf{X}_{j_2}) | \mathcal{F}_{i-1}] = \sum_{j_1, j_2=1}^{i-1} G_A(\mathbf{X}_{j_1}, \mathbf{X}_{j_2}).$$

Then the covariance becomes

$$\text{Cov} (\mathbb{E} [Y_{i_1}^2 | \mathcal{F}_{i_1-1}], \mathbb{E} [Y_{i_2}^2 | \mathcal{F}_{i_2-1}]) = \sum_{j_1, j_2=1}^{i_1-1} \sum_{j'_1, j'_2=1}^{i_2-1} \text{Cov} (G_A(\mathbf{X}_{j_1}, \mathbf{X}_{j_2}), G_A(\mathbf{X}_{j'_1}, \mathbf{X}_{j'_2})).$$

Note that for $j_1 \leq j_2$ and $j'_1 \leq j'_2$,

$$\text{Cov} (G_A(\mathbf{X}_{j_1}, \mathbf{X}_{j_2}), G_A(\mathbf{X}_{j'_1}, \mathbf{X}_{j'_2})) = \begin{cases} \text{Var} (G_A(\mathbf{X}_1, \mathbf{X}_1)) & \text{if } j_1 = j_2 = j'_1 = j'_2 \\ \mathbb{E} [G_A(\mathbf{X}_1, \mathbf{X}_2)^2] & \text{if } j_1 = j'_1 \neq j_2 = j'_2 \\ 0 & \text{otherwise} \end{cases}$$

Hence, if $i_1 \geq i_2$,

$$\text{Cov} (\mathbb{E} [Y_{i_1}^2 | \mathcal{F}_{i_1-1}], \mathbb{E} [Y_{i_2}^2 | \mathcal{F}_{i_2-1}]) = (i_2 - 1) \text{Var} (G_A(\mathbf{X}_1, \mathbf{X}_1)) + 2(i_2 - 1)(i_2 - 2) \mathbb{E} [G_A(\mathbf{X}_1, \mathbf{X}_2)^2]$$

and the sum of the covariance becomes

$$\sum_{i_1, i_2=2}^n \text{Cov} (\mathbb{E} [Y_{i_1}^2 | \mathcal{F}_{i_1-1}], \mathbb{E} [Y_{i_2}^2 | \mathcal{F}_{i_2-1}]) \leq C_1 \{ n^3 \text{Var} (G_A(\mathbf{X}_1, \mathbf{X}_1)) + n^4 \mathbb{E} [G_A(\mathbf{X}_1, \mathbf{X}_2)^2] \},$$

where C_1 is a constant independent on n . Using (26), we have

$$\begin{aligned}\mathbb{E} [G_A(\mathbf{X}_1, \mathbf{X}_2)^2] &= \mathbb{E} \left[\{(\mathbf{X}_1 - \pi_0)^\top A \Sigma_0 A (\mathbf{X}_2 - \pi_0)\}^2 \right] = \text{tr}\{(A \Sigma_0)^4\}, \\ \text{Var} (G_A(\mathbf{X}_1, \mathbf{X}_1)) &= \mathbb{E} \left[\{h_A(\mathbf{X}_1, \mathbf{X}_2)\}^2 \{h_A(\mathbf{X}_1, \mathbf{X}_3)\}^2 \right] - \left\{ \mathbb{E} \left[\{h_A(\mathbf{X}_1, \mathbf{X}_2)\}^2 \right] \right\}^2 \\ &\leq \mathbb{E} \left[\{h_A(\mathbf{X}_1, \mathbf{X}_2)\}^2 \{h_A(\mathbf{X}_1, \mathbf{X}_3)\}^2 \right].\end{aligned}$$

Now, under the given conditions, we bound

$$\begin{aligned}& \frac{4}{n^2(n-1)^2 \text{tr}\{(A \Sigma)^2\}^2} \sum_{i_1, i_2=2}^n \text{Cov} (\mathbb{E} [Y_{i_1}^2 | \mathcal{F}_{i_1-1}], \mathbb{E} [Y_{i_2}^2 | \mathcal{F}_{i_2-1}]) \\ & \leq C_2 \left(\frac{\text{tr}\{(A \Sigma)^4\} + n^{-1} \mathbb{E} [\{h_A(\mathbf{X}_1, \mathbf{X}_2)\}^2 \{h_A(\mathbf{X}_1, \mathbf{X}_3)\}^2]}{\text{tr}\{(A \Sigma)^2\}^2} \right) \rightarrow 0\end{aligned}$$

where C_2 is a constant independent on n . This completes the proof.

A.6 Proof of Corollary 3.3

Note that the variance of U_I of the uniform null distribution is

$$\binom{n}{2}^{-1} \text{tr}(\Sigma^2) = \binom{n}{2}^{-1} \frac{1}{d} \left(1 - \frac{1}{d}\right).$$

Therefore, it is enough to show that if $n/\sqrt{d} \rightarrow \infty$, then the conditions of Theorem 3.2 are satisfied. To check the first condition, we calculate $\text{tr}(\Sigma^4)$ and $\text{tr}(\Sigma^2)$ as

$$\text{tr}(\Sigma^4) = \frac{1}{d} \left(1 - \frac{1}{d}\right) \left\{ \frac{1}{d^2} \left(1 - \frac{1}{d}\right) + \frac{1}{d^3} \right\} \quad \text{and} \quad \text{tr}(\Sigma^2) = \frac{1}{d} \left(1 - \frac{1}{d}\right),$$

so that

$$\frac{\text{tr}(\Sigma^4)}{\{\text{tr}(\Sigma^2)\}^2} = \frac{1}{d} + \frac{1}{d(d-1)} \rightarrow 0 \quad \text{as } d \rightarrow \infty.$$

Next, we verify the second condition when $n/\sqrt{d} \rightarrow \infty$:

$$\frac{\mathbb{E}[\{h_I(\mathbf{X}_1, \mathbf{X}_2)\}^4] + n \mathbb{E}[\{h_I(\mathbf{X}_1, \mathbf{X}_2)\}^2 \{h_I(\mathbf{X}_1, \mathbf{X}_3)\}^2]}{n^2 \{\text{tr}(\Sigma^2)\}^2} \rightarrow 0.$$

For the first part, we have

$$\begin{aligned}\mathbb{E}[\{h_I(\mathbf{X}_1, \mathbf{X}_2)\}^4] &= \mathbb{E}[\{(\mathbf{X}_1 - \pi_0)^\top (\mathbf{X}_2 - \pi_0)\}^4] \\ &= \frac{1}{d} \left(1 - \frac{1}{d}\right) \left\{ \frac{1}{d^3} + \left(1 - \frac{1}{d}\right)^3 \right\}.\end{aligned}$$

Therefore,

$$\frac{\mathbb{E}[\{h_I(\mathbf{X}_1, \mathbf{X}_2)\}^4]}{n^2\{\text{tr}(\Sigma^2)\}^2} = \frac{\frac{1}{d^3}}{n^2\frac{1}{d}(1-\frac{1}{d})} + \frac{(1-\frac{1}{d})^3}{n^2\frac{1}{d}(1-\frac{1}{d})} \leq \frac{1}{n^2d(d-1)} + \frac{d}{n^2} \rightarrow 0.$$

For the second part,

$$\begin{aligned} \mathbb{E}[\{h_I(\mathbf{X}_1, \mathbf{X}_2)\}^2\{h_I(\mathbf{X}_1, \mathbf{X}_3)\}^2] &= \mathbb{E}\left[\{(\mathbf{X}_1 - \pi_0)^\top(\mathbf{X}_2 - \pi_0)\}^2\{(\mathbf{X}_1 - \pi_0)^\top(\mathbf{X}_3 - \pi_0)\}^2\right] \\ &= \frac{1}{d^2} \left(1 - \frac{1}{d}\right)^2. \end{aligned}$$

This gives the second condition:

$$\frac{\mathbb{E}[\{h_I(\mathbf{X}_1, \mathbf{X}_2)\}^2\{h_I(\mathbf{X}_1, \mathbf{X}_3)\}^2]}{n\{\text{tr}(\Sigma^2)\}^2} = \frac{1}{n} \rightarrow 0.$$

Hence, the proof is complete.

A.7 Proof of Theorem 3.3

Note that the explicit formula for $\text{Var}(U_A)$ is established in Lemma A.1. Recall the decomposition $U_A = U_{\text{quad}} + U_{\text{linear}}$ given in the main text. Then under (S.1), we have

$$\frac{U_A - \|A^{1/2}(\pi - \pi_0)\|_2^2}{\sqrt{\text{Var}(U_A)}} = \frac{U_{\text{linear}} - \|A^{1/2}(\pi - \pi_0)\|_2^2}{\sqrt{\text{Var}(U_{\text{linear}})}} + o_P(1),$$

and the asymptotic normality follows by the usual central limit theorem. On the other hand, under (S.2), we have

$$\frac{U_A - \|A^{1/2}(\pi - \pi_0)\|_2^2}{\sqrt{\text{Var}(U_A)}} = \frac{U_{\text{quad}}}{\sqrt{\text{Var}(U_{\text{quad}})}} + o_P(1).$$

Then we follow the similar steps in the proof of Theorem 3.2 to get the normality of U_{quad} . Hence the proof is complete.

A.8 Proof of Theorem 4.1

We proceed along the lines of the proof of Theorem 2 in Balakrishnan and Wasserman (2017). Note that the expectation and variance of U_w (Lemma A.1) are given by

$$\begin{aligned} \mathbb{E}[U_w] &= \|A_w^{1/2}(\pi - \pi_0)\|_2^2 \\ \text{Var}[U_w] &= \binom{n}{2}^{-1} \left\{ \text{tr}\{(A_w \Sigma)^2\} + 2(n-1)(\pi - \pi_0)^\top A_w \Sigma A_w (\pi - \pi_0) \right\}. \end{aligned}$$

Let $\mathbb{E}_0[\cdot]$, $\mathbb{E}_1[\cdot]$ be the expected value under the null and the alternative, respectively, and similarly denote $\text{Var}_0[\cdot]$, $\text{Var}_1[\cdot]$. By Chebyshev's inequality, under the null, we can see

$$\mathbb{P}_{H_0}(U_w \geq t_\alpha) \leq \frac{\text{Var}_0[U_w]}{t_\alpha^2} = \alpha,$$

and $t_\alpha = \sqrt{\alpha^{-1} \text{Var}_0[U_w]}$. This shows that $\phi(U_w)$ has size at most α .

For the type II error bound, assume the following two conditions are true:

$$(i) \quad t_\alpha \leq \frac{\mathbb{E}_1[U_w]}{2} \quad \text{and} \quad (ii) \quad \sqrt{\frac{\text{Var}_1[U_w]}{\zeta}} \leq \frac{\mathbb{E}_1[U_w]}{2}.$$

Then, we can observe that

$$\begin{aligned} \mathbb{P}_{H_1}(\phi(U_w) = 0) &= \mathbb{P}_{H_1}(U_w < t_\alpha) \\ &\leq \mathbb{P}_{H_1}\left(U_w < \frac{\mathbb{E}_1[U_w]}{2}\right) && \text{by (i)} \\ &= \mathbb{P}_{H_1}\left(U_w < \mathbb{E}_1[U_w] - \frac{\mathbb{E}_1[U_w]}{2}\right) \\ &\leq \mathbb{P}_{H_1}\left(U_w < \mathbb{E}_1[U_w] - \sqrt{\frac{\text{Var}_1[U_w]}{\zeta}}\right) && \text{by (ii)} \\ &\leq \zeta, \end{aligned}$$

where the last inequality follows by Chebyshev's inequality. Therefore, the proof can be done by showing (i) and (ii).

We begin with proving the first part (i). After some calculations, we can see

$$\text{tr}\{(A_w \Sigma)^2\} = \sum_{j=1}^d \frac{\pi_j^2}{w_j^2} - 2 \sum_{j=1}^d \frac{\pi_j^3}{w_j^2} + \left(\sum_{j=1}^d \frac{\pi_j^2}{w_j} \right)^2. \quad (27)$$

Therefore, under the null, the variance of U_w can be expanded to

$$\text{Var}_0[U_w] = \binom{n}{2}^{-1} \left\{ \sum_{j=1}^d \frac{\pi_{0,j}^2}{w_j^2} - 2 \sum_{j=1}^d \frac{\pi_{0,j}^3}{w_j^2} + \left(\sum_{j=1}^d \frac{\pi_{0,j}^2}{w_j} \right)^2 \right\}.$$

By Cauchy-Schwarz inequality, note that

$$\left(\sum_{j=1}^d \frac{\pi_j^2}{w_j} \right)^2 = \left(\sum_{j=1}^d \frac{\pi_j^{3/2}}{w_j} \pi_j^{1/2} \right)^2 \leq \sum_{j=1}^d \frac{\pi_j^3}{w_j^2} \sum_{j=1}^d \pi_j = \sum_{j=1}^d \frac{\pi_j^3}{w_j^2}, \quad (28)$$

which implies

$$\text{Var}_0[U_w] \leq \binom{n}{2}^{-1} \sum_{j=1}^d \frac{\pi_{0,j}^2}{w_j^2}. \quad (29)$$

Using (29), the critical value is upper bounded by

$$t_\alpha = \sqrt{\alpha^{-1} \text{Var}_0 [U_w]} \leq \frac{2}{n} \sqrt{\frac{1}{\alpha} \sum_{j=1}^d \frac{\pi_{0,j}^2}{w_j^2}}$$

Note that, from the comparable condition, there exist $C_1, C_2 > 0$ and $\gamma \in (0, 1)$ such that

$$C_1\{\gamma\pi_{0,i} + (1-\gamma)1/d\} \leq w_i \leq C_2\{\gamma\pi_{0,i} + (1-\gamma)1/d\} \quad \text{for all } i = 1, \dots, d. \quad (30)$$

Consequently, the critical value is further upper bounded by

$$\begin{aligned} t_\alpha &\leq \frac{2}{n} \sqrt{\frac{1}{\alpha} \sum_{j=1}^d \frac{\pi_{0,j}^2}{w_j^2}} \leq \frac{2}{n} \sqrt{\frac{1}{\alpha} \sum_{j=1}^d \left(\frac{\pi_{0,j}}{C_1\{\gamma\pi_{0,i} + (1-\gamma)1/d\}} \right)^2} \\ &\leq \frac{2}{C_1\gamma n} \sqrt{\frac{d}{\alpha}}, \end{aligned} \quad (31)$$

where the last inequality is due to $1/\{C_1\gamma\pi_{0,i} + C_1(1-\gamma)1/d\} \leq 1/\{C_1\gamma\pi_{0,i}\}$. On the other hand, Cauchy-Schwarz inequality together with the comparable condition presents

$$\mathbb{E}_1 [U_w] = \sum_{i=1}^d \frac{(\pi_i - \pi_{0,i})^2}{w_i} \geq \frac{\|\pi - \pi_0\|_1^2}{\sum_{i=1}^d w_i} \geq \frac{\epsilon_n^2}{C_2}. \quad (32)$$

Therefore, the first condition (i) is satisfied if

$$\epsilon_n^2 \geq \frac{4C_2}{C_1\gamma n} \sqrt{\frac{d}{\alpha}}.$$

This is the case from the assumption in (15).

Next, we prove the condition (ii). First, observe that

$$\text{Var}_1 [U_w] = \frac{1}{\binom{n}{2}} \left\{ \text{tr}\{(A_w \Sigma)^2\} + 2(n-1)(\pi - \pi_0)^\top A_w \Sigma A_w (\pi - \pi_0) \right\}.$$

By using the result in (27) and (28), the first trace term is bounded by

$$\frac{1}{\binom{n}{2}} \text{tr}\{(A_w \Sigma)^2\} \leq \frac{4}{n^2} \sum_{j=1}^d \frac{\pi_j^2}{w_j^2},$$

for $n \geq 2$. On the other hand, the second term is bounded by

$$\begin{aligned} \frac{4}{n} (\pi - \pi_0)^\top A_w \Sigma A_w (\pi - \pi_0) &= \frac{4}{n} (\pi - \pi_0)^\top A_w \left(\text{diag}\{\pi\} - \pi \pi^\top \right) A_w (\pi - \pi_0) \\ &\leq \frac{4}{n} (\pi - \pi_0)^\top A_w \text{diag}\{\pi\} A_w (\pi - \pi_0) = \frac{4}{n} \sum_{j=1}^d \frac{\Delta_j^2 \pi_j}{w_j^2}, \end{aligned}$$

where $\Delta_i = \pi_{0,i} - \pi_i$. Therefore, we have

$$\begin{aligned}
\text{Var}_1 [U_w] &\leq \frac{4}{n^2} \sum_{j=1}^d \frac{\pi_j^2}{w_j^2} + \frac{4}{n} \sum_{j=1}^d \frac{\Delta_j^2 \pi_j}{w_j^2} \\
&= \frac{4}{n^2} \sum_{j=1}^d \frac{\pi_{0,j}^2 + \Delta_j^2 - 2\pi_{0,j}\Delta_j}{w_j^2} + \frac{4}{n} \sum_{j=1}^d \frac{\Delta_j^2 \pi_{0,j} - \Delta_j^3}{w_j^2} \\
&\leq \underbrace{\frac{8}{n^2} \sum_{j=1}^d \frac{\pi_{0,j}^2}{w_j^2}}_{U_1} + \underbrace{\frac{8}{n^2} \sum_{j=1}^d \frac{\Delta_j^2}{w_j^2}}_{U_2} + \underbrace{\frac{8}{n} \sum_{j=1}^d \frac{\Delta_j^2 \pi_{0,j}}{w_j^2}}_{U_3} + \underbrace{\frac{8}{n} \sum_{j=1}^d \frac{|\Delta_j|^3}{w_j^2}}_{U_4}.
\end{aligned}$$

To finish the proof, we need to verify

$$\sum_{i=1}^4 \frac{2\sqrt{U_i/\zeta}}{\mathbb{E}_1 [U_w]} \leq 1.$$

Indeed, this is the case by modifying the result in [Balakrishnan and Wasserman \(2017\)](#) with a different constant factor. To show the details, using (32), the first term is upper bounded by

$$\frac{2\sqrt{U_1/\zeta}}{\mathbb{E}_1 [U_w]} \leq \frac{4\sqrt{2}C_2}{\sqrt{\zeta}n\epsilon_n^2} \sqrt{\sum_{j=1}^d \frac{\pi_{0,j}^2}{w_j^2}} \leq \frac{4\sqrt{2}C_2 \sqrt{d}}{\sqrt{\zeta}C_1\gamma n\epsilon_n^2} \leq \frac{1}{4}.$$

For the second term, note that

$$\begin{aligned}
U_2 &= \frac{8}{n^2} \sum_{j=1}^d \frac{\Delta_j^2}{w_j^2} \leq \frac{8}{n^2} \sum_{j=1}^d \frac{\Delta_j^2}{C_1^2 \{\gamma\pi_{0,j} + (1-\gamma)1/d\}^2} = \frac{8d^2}{n^2 C_1^2 (1-\gamma)^2} \sum_{j=1}^d \frac{\Delta_j^2}{\{d\pi_{0,j}\gamma/(1-\gamma) + 1\}^2} \\
&\leq \frac{8d^2}{n^2 C_1^2 (1-\gamma)^2} \sum_{j=1}^d \frac{\Delta_j^2}{\{d\pi_{0,j}\gamma/(1-\gamma) + 1\}} = \frac{8d}{n^2 C_1^2 (1-\gamma)} \underbrace{\sum_{j=1}^d \frac{\Delta_j^2}{\gamma\pi_{0,j} + (1-\gamma)1/d}}_{\stackrel{\text{let}}{=} \rho_n}.
\end{aligned}$$

The expected value is lower bounded in terms of ρ_n by

$$\mathbb{E}_1 [U_w] = \sum_{j=1}^d \frac{\Delta_j^2}{w_j} \geq \frac{\rho_n}{C_2},$$

and similarly to (32), it is seen that $\rho_n \geq \epsilon_n^2$. Using these results,

$$\frac{2\sqrt{U_2/\zeta}}{\mathbb{E}_1 [U_w]} \leq \frac{4C_2\sqrt{2d}}{C_1\sqrt{\zeta}(1-\gamma)n\epsilon_n} \leq \frac{1}{4}. \tag{33}$$

For the third term, note that

$$\frac{\pi_{0,j}}{w_j} \leq \frac{\pi_{0,j}}{C_1\{\gamma\pi_{0,j} + (1-\gamma)1/d\}} \leq \frac{1}{C_1\gamma}.$$

Using this inequality,

$$U_3 = \frac{8}{n} \sum_{j=1}^d \frac{\Delta_j^2 \pi_{0,j}}{w_j^2} \leq \frac{8}{C_1\gamma n} \sum_{j=1}^d \frac{\Delta_j^2}{w_j} = \frac{8}{C_1\gamma n} \mathbb{E}_1[U_w].$$

As a result,

$$\frac{2\sqrt{U_3/\zeta}}{\mathbb{E}_1[U_w]} \leq \frac{2\sqrt{2C_2}}{\sqrt{C_1\gamma\zeta n\epsilon_n}} \leq \frac{1}{4}.$$

To control the last term, the monotonicity of the ℓ_p norms and the comparable condition present

$$U_4 = \frac{8}{n} \sum_{j=1}^d \frac{|\Delta_j|^3}{w_j^2} \leq \frac{8}{n} \left(\sum_{j=1}^d \frac{\Delta_j^2}{w_j^{4/3}} \right)^{3/2} \leq \frac{8d^{1/2}}{nC_1^2(1-\gamma)^{1/2}} \left(\sum_{j=1}^d \frac{\Delta_j^2}{\gamma\pi_{0,j} + (1-\gamma)1/d} \right)^{3/2}.$$

Based on the result,

$$\frac{2\sqrt{U_4/\zeta}}{\mathbb{E}_1[U_w]} \leq \frac{4\sqrt{2}C_2d^{1/4}}{C_1(1-\gamma)^{1/4}\sqrt{\zeta n\rho_n}^{1/4}} \leq \frac{4\sqrt{2}C_2d^{1/4}}{C_1(1-\gamma)^{1/4}\sqrt{\zeta n\epsilon_n}^{1/2}} \leq \frac{1}{4}.$$

This completes the proof.