

Stress-stabilized sub-isostatic fiber networks in a rope-like limit

Sadjad Arzash,^{1,2} Jordan Shivers,^{1,2} Albert J. Licup,³ Abhinav Sharma,⁴ and Fred C. MacKintosh^{1,2,5}

¹*Department of Chemical & Biomolecular Engineering, Rice University, Houston, TX 77005*

²*Center for Theoretical Biological Physics, Rice University, Houston, TX 77030*

³*Department of Physics & Astronomy, Vrije Universiteit, Amsterdam, The Netherlands*

⁴*Leibniz Institute of Polymer Research Dresden, Dresden, Germany*

⁵*Departments of Chemistry and Physics & Astronomy, Rice University, Houston, TX 77005, USA*

The mechanics of disordered fibrous networks such as those that make up the extracellular matrix are strongly dependent on the local connectivity or coordination number. For biopolymer networks this coordination number is typically between three and four. Such networks are sub-isostatic and linearly unstable to deformation with only central force interactions, but exhibit a mechanical phase transition between floppy and rigid states under strain. Introducing weak bending interactions stabilizes these networks and suppresses the critical signatures of this transition. We show that applying external stress can also stabilize sub-isostatic networks with only tensile central force interactions, i.e., a rope-like potential. Moreover, we find that the linear shear modulus shows a power law scaling with the external normal stress, with a non-mean-field exponent. For networks with finite bending rigidity, we find that the critical strain shifts to lower values under prestress.

INTRODUCTION

Networks of biopolymers are ubiquitous in biological systems involved in structural and mechanical stability. Examples include cross-linked cortical actin in the cytoskeleton and branched collagenous networks in the extracellular matrix. The underlying local network geometry and the nature of interactions between the constituent fibers play a key role in determining the stability of these networks. Typically, these networks have average coordination or connectivity between three and four, corresponding to branched or cross-linked geometries, respectively. As shown by Maxwell, the isostatic threshold connectivity for linear stability of an interconnected mechanical structure of simple springs is twice the dimensionality for large number of elements, i.e., $z_c = 2d$ [1]. Based on this argument, biological networks are intrinsically sub-isostatic. Therefore, if the fibers interact only via central forces such as tension and compression, then these networks are unstable with respect to small deformations. Nevertheless, sub-isostatic networks can be rigidified through various stabilizing fields such as strain [2], fiber bending interactions [3–6], active stresses [7–10], or thermal fluctuations [11, 12], giving rise to a stable linear elastic response.

Biopolymer networks also exhibit striking nonlinear elasticity: with barely a 10% increase in strain, the stiffness increases by almost two orders of magnitude. Such nonlinear mechanics are observed for intracellular cytoskeletal filaments, extracellular fibrin clots, and even whole tissues [13–15]. The mechanics of athermal networks have been successfully described theoretically in terms of the self-generated normal stresses [16] or strain driven critical phenomenon [17]. In these theoretical approaches, bending rigidity provides stability in the linear regime. It is also known experimentally that polymerization of hydrogels such as collagen and fibrin generally

results in prestress [18]. In fact, some prestress is almost inevitable as crosslinks form between fibers [19]. But, it is still not well understood how such prestress, either externally applied or due to internal constraints, affects network stability and nonlinear mechanics [20]. In the case of active stresses, such as by myosin motors in the cytoskeletal or platelet contraction in blood clots, such active prestress can give rise to shear moduli that can exceed the passive shear modulus of the underlying substrate [7, 8].

Here, in order to investigate the stabilization effect of prestress, we study sub-isostatic rope networks without bending interactions. The elastic response of a rope-like fiber is governed purely by central-force interactions under tension and has vanishing resistance under compression. This represents a minimal model for athermal fibers with zero bending rigidity, for which the Euler buckling threshold vanishes. The external normal stress is applied by either bulk or uniaxial expansion. We show that the linear shear modulus scales as power law with the imposed external normal stress, with a non-mean field exponent which leads to a divergent susceptibility. This suggests that sub-isostatic rope networks become infinitely susceptible to any stress that invokes fiber stretching modes, including the self-generated normal stresses. We also show that the mechanics of stress-stabilized rope networks can be captured in terms of these normal stresses. Furthermore, by calculating the non-affine fluctuations for both prestressed rope and bend-stabilized networks, we show that prestressing removes criticality from sub-isostatic rope networks and shifts the critical point to lower values for a bend-stabilized network.

MODEL

We use the *phantom* triangular lattice model [21–23] to study fibrous networks in the rope limit. The networks are generated on a periodic 2D triangular lattice with lattice spacing $l_0 = 1$ and freely-hinging crosslinks at intersection points. The lattice occupies an area $A = aW^2$, where W is the network size and a is the area of a unit cell. The full triangular network has local connectivity of 6. In real biopolymer networks, the local connectivity can be either 3, corresponding to a branching point, or 4, corresponding to a crosslink between two fibers, so the maximum average connectivity cannot exceed 4. To satisfy this constraint, we randomly detach one of three fibers at every crosslink on a triangular lattice, reducing the average connectivity from 6 to 4. Moreover, we cut a single bond on each fiber at a random location to remove the unphysical effects of network-spanning fibers. Since there are $3 \times W$ fibers on a triangular lattice and the average network connectivity z is calculated as twice number of bonds divided by number of nodes, this fiber cutting step gives a connectivity $z = 4 - \frac{6}{W}$ which approaches 4 in the limit of large W . We then remove random bonds to obtain the desired connectivity. Dangling ends, which have no effect on the mechanical behavior of the network, are removed. Figure 1a shows a small section of a full phantom triangular model.

In order to compare our results with other geometries, we use three additional 2D network structures: (i) fully branched hexagonal (honeycomb) lattice [24] (ii) Delaunay triangulation network [25, 26] and (iii) a Voronoi network [27–29]. We note that the notion of *fibers* in these structures is less well-defined than in the context of a triangular lattice. The honeycomb network is easily derived from a full triangular lattice by cutting specific bonds. The Delaunay networks are constructed by placing N random points in a $W \times W$ box and triangulate them in a way that there is no point inside the circumcircle of any triangle (the unique circle passing through the three vertices of the triangle) which maximizes the smallest angle among all triangulations of the given point set [25]. We use $N = W^2$ to obtain an average bond length close to 1 similar to the triangular lattice model. An interesting aspect of a full Delaunay structure is that it has, by construction, a non-uniform local connectivity, in contrast to a uniform structure of a full triangular lattice. The average connectivity of a full Delaunay network, however, is 6 similar to a triangular lattice. To achieve a sub-isostatic Delaunay network ($z < 4$), we randomly remove bonds with no phantomization. Voronoi networks are derived from Delaunay networks of $N = W^2/2$ random points by connecting the centers of the circumcircles which gives an average bond length close to 1 similar to the honeycomb lattice structure. Like the honeycomb lattice, Voronoi networks have a uniform local connectivity of

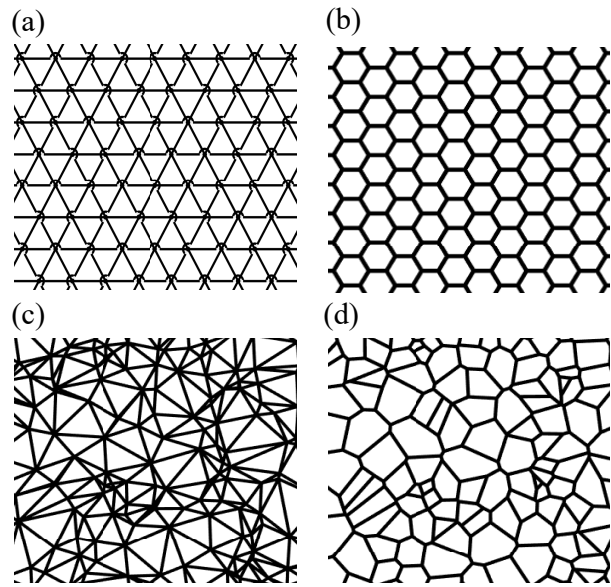


FIG. 1. Different geometries used to model fiber networks. (a) A full phantom triangular lattice which has a connectivity of $z = 4$. The arcs specify that one of the three crossing fibers has been detached from the crosslink, i.e., it is phantomized. (b) Showing a full hexagonal (honeycomb) lattice which gives a connectivity of $z = 3$. (c) A Delaunay network of a random point set. Delaunay network has a non-uniform local connectivity. The average connectivity is 6. (d) A Voronoi network of random points which has an average connectivity of $z = 3$. The Voronoi diagram has uniform local connectivity of 3.

3. To remove edge effects, we impose periodic boundary conditions in both directions for all networks and utilize Lees-Edwards boundary conditions [30] to apply shear strain. We use the network size of $W = 100$ for phantom triangular, $W = 120$ for honeycomb, and $W = 70$ for Delaunay and Voronoi models. In order to obtain sufficient statistics, we use 50 different realizations for every simulation. Moreover, to remove possible effects of underlying anisotropy, we average the quantities over both the positive and negative strain directions.

The energy of these networks has two main contributions: stretching of individual bonds and bending between nearest-neighbor bonds (collinear bonds in phantom triangular networks). Therefore, the total energy of the network with stretching stiffness μ and bending stiffness κ is written as

$$\mathcal{H} = \frac{\mu}{2} \sum_{\langle ij \rangle} \frac{(l_{ij} - l_{ij,0})^2}{l_{ij,0}} + \frac{\kappa}{2} \sum_{\langle ijk \rangle} \frac{(\theta_{ijk} - \theta_{ijk,0})^2}{\frac{1}{2}(l_{ij,0} + l_{jk,0})} \quad (1)$$

where $l_{ij,0}$ and l_{ij} are the initial and current bond length between crosslinks i and j , respectively, and $\theta_{ijk,0}$ and θ_{ijk} are the initial and current angle between neighboring bonds ij and jk , respectively. For networks with finite stiffness, we set $\mu = 1$ and vary the dimensionless bending stiffness $\tilde{\kappa} = \frac{\kappa}{\mu l_0^2}$. In the rope limit, however, the total energy depends only on extension of bonds, i.e.,

we remove bending and also compressive terms from the above energy expression which gives

$$\mathcal{H} = \frac{\mu}{2} \sum_{\langle ij \rangle} \frac{(l_{ij} - l_{ij,0})^2}{l_{ij,0}}, \quad l_{ij} > l_{ij,0} \quad (2)$$

This is indeed an extreme limit of an asymmetric Hookean spring which has spring constant μ in the extended state and no resistance under compression. Figure 2a shows the force-extension curve for a rope segment with insets describing stretching and compression of the segment with original length ℓ_0 under extension $\Delta\ell = \ell - \ell_0$. After applying a deformation, we minimize the total energy of the network using FIRE algorithm [31]. The stress components are calculated using the microscopic definition of stresses in a polymeric system as discussed in [32, 33]

$$\sigma_{\alpha\beta} = \frac{1}{2A} \sum_{\langle ij \rangle} f_{ij,\alpha} r_{ij,\beta} \quad (3)$$

where A is the area of the simulation box, $f_{ij,\alpha}$ is the α -component of the force exerted on crosslink i by crosslink j , and $r_{ij,\beta}$ is the β -component of the displacement vector connecting crosslinks i and j . In order to investigate the effect of external stresses on a sub-isostatic rope network, we induce finite normal stresses by applying either bulk or uniaxial expansion. After applying bulk or uniaxial strain to induce a finite external normal stress, we investigate the shear rheology of the network by applying incremental shear strains to the prestressed network.

The schematic phase diagram of sub-isostatic networks in the rope limit is shown in Fig. 2b. In the case of simple shear strain only, the network is floppy below an applied critical strain that is a function of network connectivity and geometry. Beyond this critical point, stretching modes rigidify the network (Arrow **A** in Fig. 2b). Although volume-preserving shear deformation of sub-isostatic networks has been extensively studied in prior work, this strain-induced rigidification occurs under *any* type of applied extensional strain; indeed, we see similar phase transition between unstable and stable states under both isotropic expansion and uniaxial extension (Arrow **B** in Fig. 2b). To test this in the rope limit, we deform networks by either isotropic expansion or uniaxial extension until the network develops a finite (normal) prestress σ_P and apply step-wise shear strains in the direction of arrow **A** in Fig. 2b. The isotropic case mimics the uniform active stresses generated by motor proteins or cell contractility on a fibrous network substrate. The second case is motivated by axial expansion or compression experiments of biopolymer gels surrounded by buffer, where the solvent freely flows in or out of the sample thereby preserving the gel boundaries [18]. Since the uniaxial extension is applied in y -direction, throughout this paper, $\sigma_P = \sigma_{yy}$ refers to the normal prestress

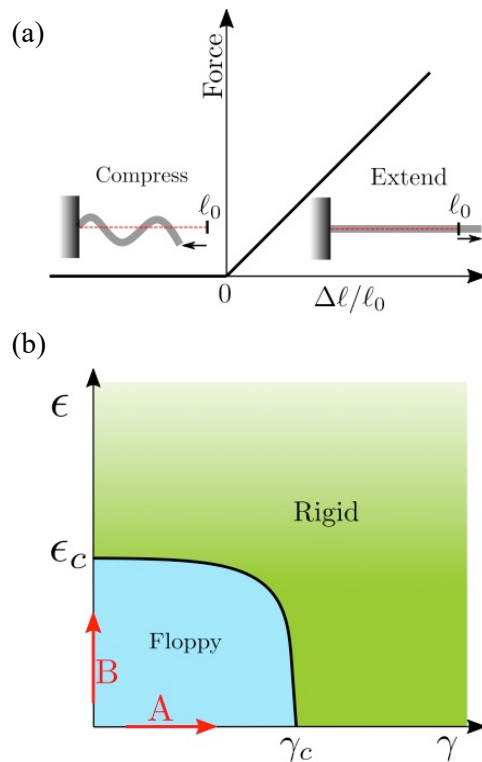


FIG. 2. Description of the rope limit and corresponding phase diagram. (a) Showing a schematic force-extension curve for a segment with backbone length ℓ_0 in the rope limit. The segment behaves as a simple Hookean spring under extension and has zero resistance under compressive loads. (b) The schematic phase diagram of a sub-isostatic fiber network in the rope limit. For small amount of shear strain γ or expansion ϵ , the network is unstable. However, applying large shear strain (Arrow **A**) or expansion (Arrow **B**) removes floppy modes and rigidify the network.

generated by uniaxial extension prior to a step-wise shear deformation, likewise $\sigma_P = \sigma_B = \frac{1}{2}(\sigma_{xx} + \sigma_{yy})$ in the case of bulk expansion and $\sigma_{\perp} = \sigma_{yy}$ denotes the generated normal stress during shear deformations which is equal to σ_P at $\gamma = 0$.

RESULTS

Figure 3a shows the differential shear modulus $K = \frac{d\sigma_{\parallel}}{d\gamma}$ where σ_{\parallel} is the shear stress, versus shear strain γ for a sub-isostatic rope network ($z = 3.2$) for different amount of external normal stress σ_B caused by bulk expansion. In the absence of external stress ($\sigma_B = 0$), the sub-isostatic rope network has no resistance under small shear deformation. Applying sufficient bulk expansion to induce finite σ_B (crossing the phase boundary along the ϵ axis in Fig. 2b) stabilizes the network, resulting in a finite shear modulus in the linear regime, and further increasing σ_B leads to an increase in K in the linear regime.

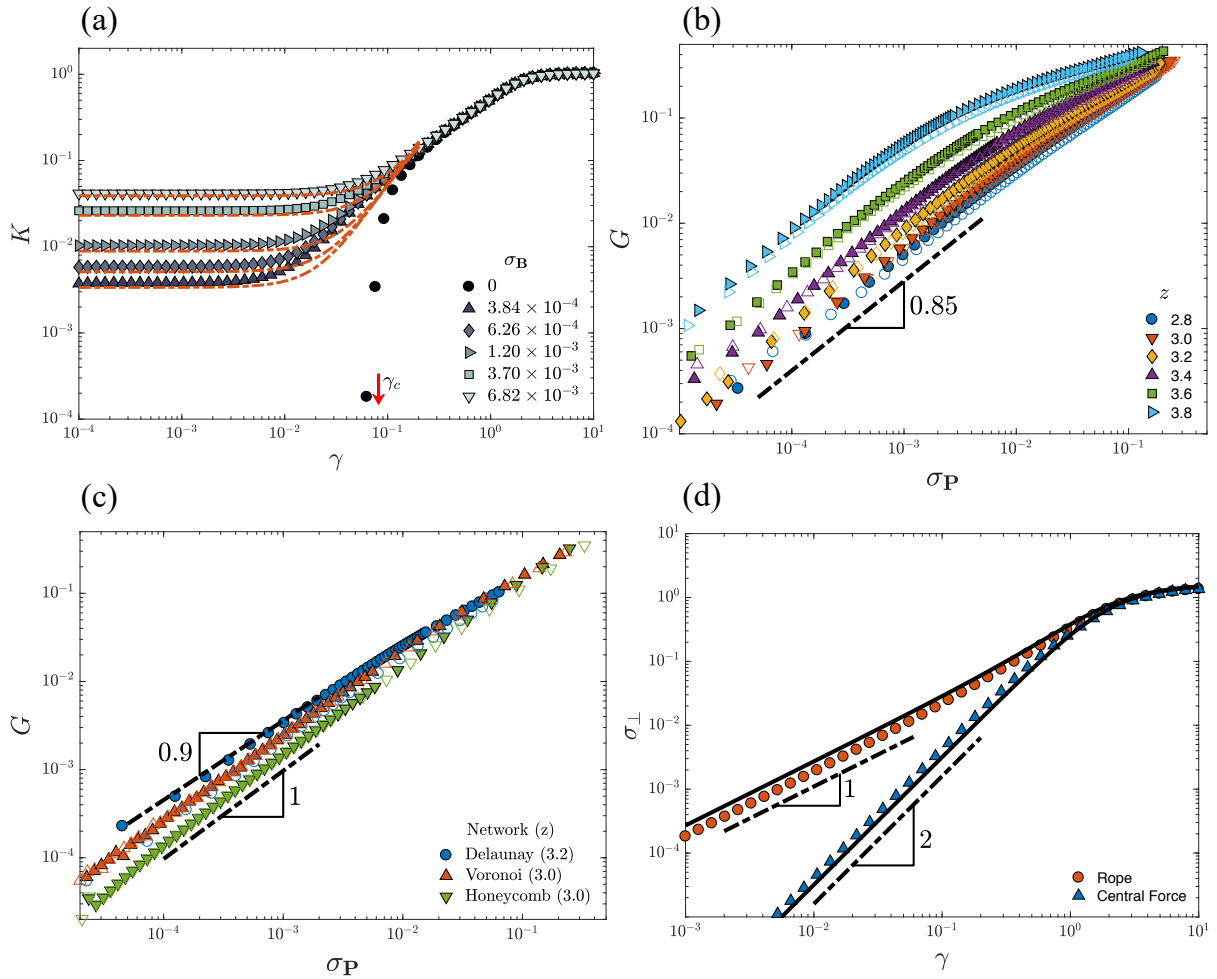


FIG. 3. External normal stress stabilizes sub-isostatic fiber networks in the rope limit. (a) Differential shear modulus K versus shear strain γ for various amount of external normal stress imposed by bulk expansion on a phantom triangular rope network with average connectivity of $\langle z \rangle \simeq 3.2$ and size $W^2 = 100^2$. In the absence of prestress, the network is floppy below the critical shear strain γ_c , which is indicated by the red arrow in the figure. However, by applying sufficient bulk expansion to induce finite external normal stress σ_B , the network becomes stable under shear deformation and exhibits finite K . Dashed lines are the results of the stiffening relation (Eq. 4 in the text). (b) Linear shear modulus G (obtained as K in the linear regime, with $\gamma \simeq 10^{-4}$) versus applied normal stress for varying average connectivity $\langle z \rangle$ of phantom triangular rope networks. The external normal stress σ_P is imposed by both bulk (closed symbols) and uniaxial expansion (open symbols). In the small prestress regime, we see a sublinear scaling $G \sim \sigma_P^\alpha$ with $\alpha \simeq 0.85$ which is shown as dashed line in the figure. (c) Linear shear modulus G obtained by the same procedure as in (b) for different network geometries in the rope limit. The structures with uniform local connectivity, i.e., full honeycomb and Voronoi exhibit an apparent mean-field scaling exponent of $\alpha = 1.0$, in contrast the disordered Delaunay and phantom triangular networks exhibit a non-mean field behavior. (d) Normal stress $\sigma_{\perp} = \sigma_{yy}$ versus shear strain for a super-isostatic Delaunay network with $z = 6.0$ and no applied external normal prestress. As expected, for a network with pure central force interactions the normal stress is quadratic in shear strain, however, for a rope network this relation is linear. The solid lines are calculated using the pure affine isotropic network model as discussed in [34] using either rope or Hookean spring force-extension relations.

Similar behavior is observed in sub-isostatic fiber networks with finite bending stiffness κ when κ is increased [16, 17, 35, 36] in the absence of applied bulk strain (below the phase boundary in Fig. 2). Despite this similarity between stress-stabilized and bend-stabilized networks, the microscopic picture of these two mechanisms is intrinsically different. Bend-stabilized networks resist deformations in the linear regime due to their bending

stiffness κ , whereas stress-stabilized rope networks have already crossed the phase boundary ($\epsilon \geq \epsilon_c$ in Fig. 2b) and thus show resistance under small shear strains because of highly stretched segments. We find that in rope networks under either bulk or uniaxial expansion, the linear shear modulus $G = \lim_{\gamma \rightarrow 0} K$ increases with the external normal stress σ_P as a power law, $G \sim \sigma_P^\alpha$, with a non-mean-field exponent α (see Fig. 3b). As expected,

stress-stabilized networks with higher average connectivity z show a larger linear shear modulus under equivalent σ_P . We find a very weak dependence of this scaling exponent on the network average connectivity z . Moreover, despite a small prefactor, we find the same α for both bulk and uniaxial strain. As shown in Fig. 3b, the linear shear modulus of different network connectivity under large prestress deviates substantially from the power law scaling and has a converging trend. This is due to the fact that network segments are massively stretched under large expansion steps and hence the linear shear modulus is primarily governed by this stretching load rather than connectivity or density of networks. The significance of a sublinear scaling suggests the role of prestress in stabilizing a rope network. We define a susceptibility to the applied prestress, $\chi_P \propto \frac{dG}{d\sigma_P} \sim \sigma_P^{\alpha-1}$, which diverges as $\sigma_P \rightarrow 0$ for $\alpha < 1$. In the small strain regime $\gamma < \gamma_c$, we find that the excess normal stress $|\sigma_{\perp} - \sigma_P|$ generated under shear remains negligible ($\lesssim 10^{-5}$) with fixed axial strain ϵ . This is in contrast with fiber networks stabilized by finite bending modulus κ or super-isostatic networks with only central force interactions, where in the linear regime, the normal stress in the shear deformation is quadratic, i.e., $\sigma_{\perp} \sim \gamma^2$ [35, 37, 38]. Interestingly, normal stresses in the shear deformation of a super-isostatic rope network, which is stable due to the large number of constraints, are proportional to shear strain in the linear regime, i.e., $\sigma_{\perp} \sim \gamma$ (see Fig. 3d). This is due to the fact that the symmetry of the potential is broken in the rope limit. From these observations, we propose the following nonlinear stiffening relation in the stress-stabilized sub-isostatic rope networks [16]

$$K \sim \chi_P \sigma_{\perp}, \quad \gamma \leq \gamma_c \quad (4)$$

in which γ_c refers to the critical strain of a rope network in absence of any prestress. Since in the linear regime $\sigma_{\perp} \sim \sigma_P$, the above relation results in the sublinear scaling relation $G \sim \sigma_P^{\alpha}$. The dashed lines in Fig. 3a show predictions of the above stiffening relation.

The scaling relation $G \sim \sigma_P^{\alpha}$ with a non-mean-field exponent $\alpha < 1.0$ signifies the influence of the non-mean-field characteristics of sub-isostatic phantom triangular networks, i.e. their disordered structure and inhomogeneous local connectivities. Networks with more ordered geometries are expected to show mean-field behavior. To investigate this, we simulate full honeycomb, full Voronoi, and diluted Delaunay networks in the rope limit. As expected, networks with uniform local connectivity of 3, i.e., full honeycomb and Voronoi, exhibit mean-field $\alpha = 1$ in contrast to the diluted Delaunay network, with inhomogeneous local connectivity, which yields a non-mean-field $\alpha \cong 0.9$ as the diluted phantomized triangular networks (see Fig. 3c).

The transition between floppy (bending-dominated) and rigid (stretching-dominated) in a sub-isostatic fiber

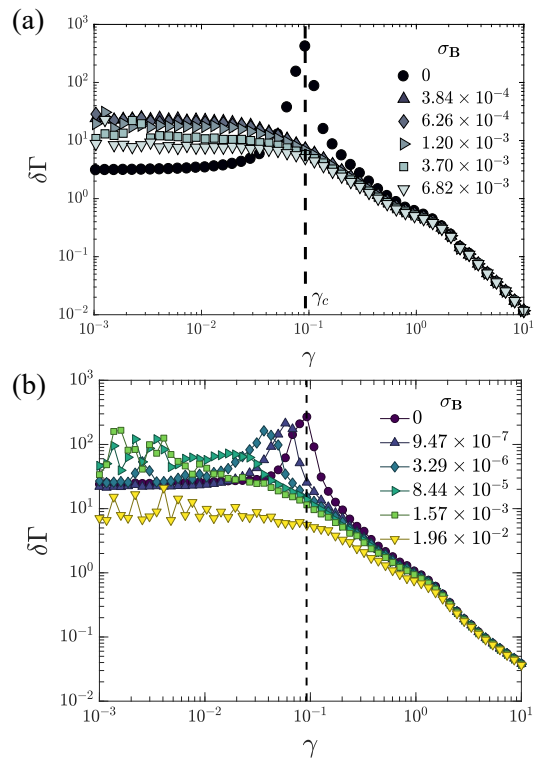


FIG. 4. Non-affine fluctuations of sub-isostatic networks both in the rope limit and in presence of bending interactions. (a) Differential non-affinity calculated for phantom triangular networks with connectivity $z = 3.2$ in the rope limit for different external stress which is applied by isotropic expansion. The suppression of non-affine deformations due to the external normal stresses is clearly observed. (b) Showing differential non-affinity for the same network in (a) in presence of bending interactions. We used the dimensionless bending stiffness of $\tilde{\kappa} = 10^{-6}$. Small applied external stress σ_B shifts the critical strain γ_c to lower values. Applying sufficient extension to drive these networks above the critical extension, like in stress-stabilized rope networks, removes the peak in $\delta\Gamma$.

network without (with) bending interactions and corresponding critical exponents has been studied in previous works [17, 33], which have shown that this transition occurs concurrently with the divergence of the nonaffine (inhomogeneous) fluctuations in the strain field. Similar to previous studies [17], we define the differential non-affinity as

$$\delta\Gamma = \frac{\langle \|\delta\mathbf{u}^{\text{NA}}\|^2 \rangle}{l^2 \delta\gamma^2} \quad (5)$$

where l is the typical bond length of the network and $\delta\mathbf{u}^{\text{NA}} = \mathbf{u} - \mathbf{u}^{\text{affine}}$ is the differential non-affine displacement of a crosslink caused by applying a small amount of shear strain $\delta\gamma$. We find the average of this quantity over all crosslinks in the network. Like in sub-isostatic spring networks, sub-isostatic rope networks in the absence of any external stresses show a mechanical phase transition

under simple shear deformation between floppy and rigid states (Arrow **A** in Fig. 2b) coinciding with a peak in the non-affine fluctuations. Without any applied prestress, $\delta\Gamma$ of a sub-isostatic rope network shows a large peak at the critical strain γ_c where the stretching energy becomes finite and stabilizes the network (see Fig. 4a). The critical strain has a strong dependence on the network connectivity z as has been discussed previously [17, 33, 35]. Applying any finite external stresses by either isotropic or uniaxial expansion, however, removes the criticality signatures and therefore $\delta\Gamma$ shows no peak as shown in Fig. 4a. This is due to the fact that by imposing large expansion prior to shear deformation (Arrow **B** in Fig. 2b), we indeed move the network out of floppy state and stabilize it. Moreover, applying small extensional strain $\epsilon < \epsilon_c$ leads to a decrease in γ_c with $\gamma_c = 0$ for $\epsilon \geq \epsilon_c$. This effect can be captured more easily in a bend-stabilized network in which finite σ_P occurs for $\epsilon < \epsilon_c$. As shown in Fig. 4b, for bend-stabilized sub-isostatic fiber networks, the applied prestress by bulk expansion σ_B clearly shifts the critical strain to lower values until a point where σ_B is large enough, i.e., $\epsilon \geq \epsilon_c$ to transform the bending-dominated to stretching-dominated state and removes criticality from the network.

Interestingly, the onset of strain stiffening γ_0 which we define the strain where differential shear modulus is twice as large the linear shear modulus $K \simeq 2G$, increases with increasing external normal stresses for a sub-isostatic network in a rope-like potential (see Fig. 5). In the case of bend-stabilized networks, however, γ_0 decreases by applying extensional strain $\epsilon < \epsilon_c$ and shows a similar behavior to rope networks under extensional strains larger than ϵ_c . In the experimental studies of biopolymer networks, one could apply external normal stress σ_P and measure the differential shear modulus K at this stressed state. By measuring shear modulus curves for every applied prestress, onset of strain stiffening γ_0 versus the prestress σ_P can be obtained and could serve as an indicator that such networks have been strained past the critical strain ϵ_c . So dependence of γ_0 on σ_P can serve as an indicator of whether the network is bending-dominated or stretching-dominated in the reference state. Indeed the experimental studies on the reconstituted collagen networks are shown to develop normal stresses due to polymerization and boundary effects [16] which can significantly affect their mechanical response. In real tissues, the external stresses exist due to the interactions between different tissues as well as embedded cells.

CONCLUSION

Floppy sub-isostatic fiber networks are stabilized via various mechanisms such as applying large strain, introducing fiber bending interactions, imposing active stresses, and thermal fluctuations. Here we have shown

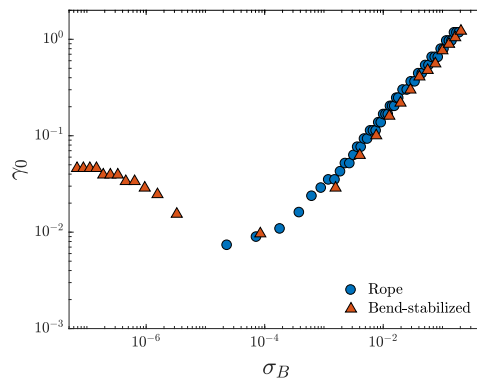


FIG. 5. The effect of external stress on the onset of strain stiffening. The data is obtained using the same network as in figure 4 and prestress is applied by bulk expansion. Onset of strain stiffening γ_0 which is defined as the strain where $K \simeq 2G$ increases by applying external stress to a rope network. Bend-stabilized networks show a non-monotonic behavior, γ_0 decreases for small extensional strains $\epsilon < \epsilon_c$ in which the network is still bending-dominated and increases after applying $\epsilon > \epsilon_c$ in which the network is stretching-dominated.

that external normal stresses can rigidify linearly unstable fiber networks. We considered the case in which connected network nodes interact only through rope-like tensile forces. We found that the linear shear modulus of these stress-stabilized networks scales as a power law with the applied external normal stress. The scaling exponent exhibits a non-mean-field value for connectively disordered networks and a mean field value for connectively homogeneous structures. We also investigated the effect of prestress on the criticality of the networks. In order to stabilize a sub-isostatic rope network, a non-zero prestress which corresponds to an extension strain larger than ϵ_c needs to be applied. This indicates that the network becomes rigid and the criticality corresponding to the transition between two floppy and rigid states is removed. Indeed, the non-affine fluctuations of a stress-stabilized rope network show no peak and are clearly suppressed. For a bend-stabilized network, however, small prestress corresponding to a small extension $\epsilon < \epsilon_c$ shifts the critical strain γ_c to lower values which is clearly observed by calculating the non-affine fluctuations. Moreover, we find that the onset of strain stiffening γ_0 monotonically increases by applying prestress to a rope network. For a bend-stabilized network, however, this behavior is non-monotonic with a decreasing trend in the bending-dominated regime and increasing trend similar to the stress-stabilized rope networks in the stretching-dominated regime. The distinctive behavior of γ_0 versus external stress σ_P can be used to determine whether a fiber network is in the bending-dominated or stretching-dominated regime.

ACKNOWLEDGMENTS

This work was supported in part by the National Science Foundation Division of Materials Research (Grant DMR1826623) and the National Science Foundation Center for Theoretical Biological Physics (Grant PHY-1427654).

-
- [1] J. C. Maxwell, *The London, Edinburgh, and Dublin Philosophical Magazine and Journal of Science* **27**, 294 (1864).
- [2] S. Alexander, *Physics Reports* **296**, 65 (1998).
- [3] M. L. Gardel, J. H. Shin, F. C. MacKintosh, L. Mahadevan, P. Matsudaira, and D. A. Weitz, *Science (New York, N.Y.)* **304**, 1301 (2004).
- [4] C. P. Broedersz, X. Mao, T. C. Lubensky, and F. C. MacKintosh, *Nature Physics* **7**, 983 (2011).
- [5] D. A. Head, A. J. Levine, and F. C. MacKintosh, *Physical Review Letters* **91**, 108102 (2003).
- [6] J. Wilhelm and E. Frey, *Physical Review Letters* **91**, 108103 (2003).
- [7] G. H. Koenderink, Z. Dogic, F. Nakamura, P. M. Bendix, F. C. MacKintosh, J. H. Hartwig, T. P. Stossel, and D. A. Weitz, *Proceedings of the National Academy of Sciences* **106**, 15192 (2009).
- [8] J. P. Winer, S. Oake, and P. A. Janmey, *PLOS ONE* **4**, e6382 (2009).
- [9] K. A. Jansen, R. G. Bacabac, I. K. Piechocka, and G. H. Koenderink, *Biophysical Journal* **105**, 2240 (2013).
- [10] M. Sheinman, C. P. Broedersz, and F. C. MacKintosh, *Physical Review Letters* **109**, 238101 (2012).
- [11] M. Dennison, M. Sheinman, C. Storm, and F. C. MacKintosh, *Physical Review Letters* **111**, 095503 (2013).
- [12] M. Jaspers, M. Dennison, M. F. J. Mabeoone, F. C. MacKintosh, A. E. Rowan, and P. H. J. Kouwer, *Nature Communications* **5**, 5808 (2014).
- [13] J. V. Shah and P. A. Janmey, *Rheologica Acta* **36**, 262 (1997).
- [14] R. E. Shadwick, *Journal of Experimental Biology* **202**, 3305 (1999).
- [15] R. H. Pritchard, Y. Y. Shery Huang, and E. M. Terentjev, *Soft Matter* **10**, 1864 (2014).
- [16] A. J. Licup, S. Mnster, A. Sharma, M. Sheinman, L. M. Jawerth, B. Fabry, D. A. Weitz, and F. C. MacKintosh, *Proceedings of the National Academy of Sciences of the United States of America* **112**, 9573 (2015).
- [17] A. Sharma, A. J. Licup, K. A. Jansen, R. Rens, M. Sheinman, G. H. Koenderink, and F. C. MacKintosh, *Nature Physics* **12**, 584 (2016).
- [18] A. S. G. van Oosten, M. Vahabi, A. J. Licup, A. Sharma, P. A. Galie, F. C. MacKintosh, and P. A. Janmey, *Scientific Reports* **6**, 19270 (2016).
- [19] E. M. Huisman, C. Storm, and G. T. Barkema, *Physical Review E* **78** (2008), 10.1103/PhysRevE.78.051801.
- [20] B. E. Vos, L. C. Liebrand, M. Vahabi, A. Biebricher, G. J. L. Wuite, E. J. G. Peterman, N. A. Kurniawan, F. C. MacKintosh, and G. H. Koenderink, *Soft Matter* **13**, 8886 (2017).
- [21] C. P. Broedersz and F. C. MacKintosh, *Soft Matter* **7**, 3186 (2011).
- [22] C. P. Broedersz, M. Sheinman, and F. C. MacKintosh, *Physical Review Letters* **108**, 078102 (2012).
- [23] C. Broedersz and F. MacKintosh, *Reviews of Modern Physics* **86**, 995 (2014).
- [24] R. Rens, M. Vahabi, A. J. Licup, F. C. MacKintosh, and A. Sharma, *The Journal of Physical Chemistry B* **120**, 5831 (2016).
- [25] B. Delaunay, de l'Académie des Sciences de l'URSS. Classe des sciences mathématiques et na , 793 (1934).
- [26] G. Gurtner and M. Durand, *Proceedings of the Royal Society A: Mathematical, Physical and Engineering Sciences* **470**, 20130611 (2014).
- [27] G. L. Dirichlet, *Journal für die reine und angewandte Mathematik* **1850**, 209 (1848).
- [28] G. Voronoi, *Journal für die reine und angewandte Mathematik* **134**, 198 (1908).
- [29] C. Heussinger and E. Frey, *Physical Review E* **75** (2007), 10.1103/PhysRevE.75.011917.
- [30] A. W. Lees and S. F. Edwards, *Journal of Physics C: Solid State Physics* **5**, 1921 (1972).
- [31] E. Bitzek, P. Koskinen, F. Ghler, M. Moseler, and P. Gumbsch, *Physical Review Letters* **97**, 170201 (2006).
- [32] M. Doi and S. F. Edwards, *The Theory of Polymer Dynamics*, International Series of Monographs on Physics (Clarendon Press, 1988).
- [33] J. Shivers, S. Arzash, A. Sharma, and F. C. MacKintosh, arXiv:1807.01205 [cond-mat, physics:physics] (2018), arXiv: 1807.01205.
- [34] C. Storm, J. J. Pastore, F. C. MacKintosh, T. C. Lubensky, and P. A. Janmey, *Nature* **435**, 191 (2005).
- [35] A. J. Licup, A. Sharma, and F. C. MacKintosh, *Physical Review E* **93**, 012407 (2016).
- [36] A. Sharma, A. J. Licup, R. Rens, M. Vahabi, K. A. Jansen, G. H. Koenderink, and F. C. MacKintosh, *Physical Review E* **94**, 042407 (2016).
- [37] P. A. Janmey, M. E. McCormick, S. Rammensee, J. L. Leight, P. C. Georges, and F. C. MacKintosh, *Nature Materials* **6**, 48 (2007).
- [38] E. Conti and F. C. MacKintosh, *Physical Review Letters* **102**, 088102 (2009).