

# Chain Rule Optimal Transport

Frank Nielsen  
Sony Computer Science Laboratories Inc  
Tokyo, Japan

Ke Sun  
CSIRO's Data61  
Sydney, Australia

ORCID: 0000-0001-5728-0726  
E-mail: Frank.Nielsen@acm.org

ORCID: 0000-0001-6263-7355  
E-mail: sunk@ieee.org

## Abstract

We define a novel class of distances between statistical multivariate distributions by modeling an optimal transport problem on their marginals with respect to a ground distance defined on their conditionals. These new distances are metrics whenever the ground distance between the marginals is a metric, generalize both the Wasserstein distances between discrete measures and a recently introduced metric distance between statistical mixtures, and provide an upper bound for jointly convex distances between statistical mixtures. By entropic regularization of the optimal transport, we obtain a fast differentiable Sinkhorn-type distance. We experimentally evaluate our new family of distances by quantifying the upper bounds of several jointly convex distances between statistical mixtures, and by proposing a novel efficient method to learn Gaussian mixture models (GMMs) by simplifying kernel density estimators with respect to our distance. Our GMM learning technique experimentally improves significantly over the EM implementation of `sklearn` on the MNIST and Fashion MNIST datasets.

**Keywords:** Optimal transport, Wasserstein distances, Information geometry,  $f$ -divergences, Total Variation, Jensen-Shannon divergence, Bregman divergence, Rényi divergence, Statistical mixtures, Joint convexity.

## 1 Introduction and motivation

Calculating dissimilarities between statistical mixtures is a fundamental operation met in statistics, machine learning, signal processing, and information fusion (Chang and Sun, 2010) among others. Minimizing the information-theoretic Kullback-Leibler divergence (KLD also called relative entropy) between parametric models yields practical learning machines. However, the KLD or in general the Csiszár's  $f$ -divergences between statistical mixtures (Nielsen and Sun, 2016b,a) do not admit closed-form formula, and needs in practice to be approximated by costly Monte Carlo stochastic integration. To tackle this computational tractability problem, two research directions have been considered in the literature: ① propose some new distances between mixtures that yield closed-form formula (Nielsen, 2012, 2019) (e.g., the Cauchy-Schwarz divergence, the Jensen quadratic Rényi divergence, the statistical Minkowski distances). ② lower and/or upper bound the  $f$ -divergences between mixtures (Durrieu et al., 2012; Nielsen and Sun, 2016a). However, this direction is tricky when considering bounded divergences like the Total Variation (TV) distance or the Jensen-Shannon (JS) divergence that are upper bounded by 1 and  $\log 2$ , respectively, or when considering high-dimensional mixtures.

When dealing with probability densities, two main classes of statistical distances have been widely studied in the literature: ① The invariant  $f$ -divergences of Information Geometry (Amari 2016; IG) characterized as the class of separable distances which are information monotone (i.e., satisfies the partition inequality Vigelis et al. (2019)), and ② The Optimal Transport (OT)/Wasserstein/EMD distance (Monge, 1781; Santambrogio,

2015) which can be computationally accelerated using entropy regularization (Cuturi, 2013; Feydy et al., 2018) (i.e., the Sinkhorn divergence).

In general, computing closed-form formula for the OT between parametric distributions is difficult except in 1D (Peyré et al., 2019). A closed-form formula is known for elliptical distributions (Dowson and Landau, 1982) for the 2-Wasserstein metric (including the multivariate Gaussian distributions), and the OT of multivariate continuous distributions can be calculated from the OT of their copulas (Ghaffari and Walker, 2018).

The geometry related to these OT/IG distances are different. For example, consider univariate location-scale families (or multivariate elliptical distributions): For OT, the 2-Wasserstein distance between any two members admit the *same* closed-form formula (Dowson and Landau, 1982; Gelbrich, 1990) (depending only on the mean and variance parameters, and not on the type of location-scale family). The OT geometry of Gaussian distributions has *positive curvature* (Gangbo and McCann, 1996; Takatsu et al., 2011). For any smooth  $f$ -divergence, the information-geometric manifold has *negative curvature* (Komaki 2007; hyperbolic geometry).

In this chapter, we first generalize the work of Liu and Huang (2000) that proposed a novel family of statistical distances between statistical mixtures (that we term MCOTs, standing for *Mixture Component Optimal Transports*) by solving linear programs between mixture component weights where the elementary distance between any two mixture components is prescribed. Then we propose to learn Gaussian mixture models (GMMs) by simplifying kernel density estimators (KDEs) using our distance.

We describe our main contributions as follows:

- We define the generic *Chain Rule Optimal Transport* (CROT) distance in Definition 1, and prove that the CROT distance is a metric whenever the distance between conditional distributions is a metric in Theorem 2. The CROT distance unifies and extends the Wasserstein distances and the MCOT distance Liu and Huang (2000) between statistical mixtures.
- We report a novel generic upper bound for statistical distances between marginal distributions (Nielsen and Sun, 2018) in §3 (Theorem 6) whenever the ground distance is jointly convex, and introduce its relaxed Sinkhorn distance (SCROT) for fast estimation. Numerical experiments in §4 highlight quantitatively the upper bound performance of the (S)CROT distances for bounding the total variation distance, the Wasserstein  $W_p$  metric, and the Rényi  $\alpha$ -divergences.
- We design a novel learning algorithm for GMMs by simplifying KDEs with respect to SCROT that yields in that case a closed-form formula (Eq. 15) in §5, and demonstrate experimentally better results than the Expectation-Maximization (EM) implementation (Dempster et al., 1977) in `sklearn` Pedregosa et al. (2011a) on MNIST (LeCun et al., 1998) and Fashion MNIST (Xiao et al., 2017) datasets.

## 2 Chain Rule Optimal Transport

Recall the basic *chain rule* factorization of a joint probability distribution:

$$p(x, y) = p(y) p(x|y),$$

where probability  $p(y)$  is the *marginal probability*, and probability  $p(x|y)$  is the *conditional probability*. Given  $p(y)$  and  $p(x|y)$  in certain families of simple probability distributions, one can get a density model through marginalization:

$$p(x) = \int p(x, y) dy.$$

For example, for latent models like statistical mixtures or hidden Markov models (Xie et al., 2005; Silva and Narayanan, 2006),  $x$  plays the role of the *observed variable* while  $y$  denotes the *hidden variable* (Everett, 2013) (unobserved so that inference has to tackle incomplete data, say, using the EM algorithm (Dempster et al., 1977)). Let  $\mathcal{X} = \{p(x)\}$  and  $\mathcal{Y} = \{p(y)\}$  denote the manifolds of marginal probability densities; let

$\mathcal{C} = \{p(x|y)\}$  denote the manifold of conditional probability density. We state the generic definition of the *Chain Rule Optimal Transport* (CROT) distance between the distributions  $p(x)$  and  $q(x)$  (with  $q(x) = \int q(y)q(x|y)dy$ ) as follows:

**Definition 1** (CROT distance). *Given two multivariate distributions  $p(x, y)$  and  $q(x, y)$ , we define the Chain Rule Optimal Transport as follows:*

$$H_D(p, q) := \inf_{r \in \Gamma(p(y), q(z))} E_{r(y, z)} \left[ D \left( p(x|y), q(x|z) \right) \right], \quad (1)$$

where  $D(\cdot, \cdot)$  is a ground distance defined on conditional density manifold  $\mathcal{C} = \{p(x|y)\}$  (e.g., the Total Variation),  $\Gamma(p(y), q(z))$  is the set of all probability measures on  $\mathcal{Y}^2$  satisfying the constraints  $\int r(y, z)dz = p(y)$  and  $\int r(y, z)dy = q(z)$ , and  $E_{r(y, z)}$  denotes the expectation with respect to  $r(y, z)$ .

When the ground distance  $D$  is clear from the context, we write  $H(p, q)$  for a shortcut of  $H_D(p, q)$ . A similar definition was introduced by Rüschendorf (1985) termed ‘‘Markov construction.’’ In our work, the CROT is defined with respect to a distance metric on the manifold  $\mathcal{C}$  of conditional densities (information-geometric distance) rather than a section of the distance metric on the space of  $(x, y)$ .

A key property of CROT is stated as follows:

**Property 2** (Metric properties). *If  $D(\cdot, \cdot)$  is a metric on  $\mathcal{C}$ , then  $H_D(p, q)$  is a metric on  $\mathcal{X}$  and a pseudometric on  $\mathcal{Y} \times \mathcal{C}$ .*

The proof is given in property 2. Notice that  $H_D$  is a metric on  $\mathcal{X}$  but only a pseudometric (satisfying non-negativity, symmetry, triangle inequality, and  $H_D(p, p) = 0, \forall p \in \mathcal{Y} \times \mathcal{C}$  instead of the law of indiscernibles of metrics) on the product manifold  $\mathcal{Y} \times \mathcal{C}$ .

Since  $\int r(y, z)dydz = 1$  and since  $r(y, z) = p(y)q(z)$  is a feasible transport solution, we get the following upper bounds:

**Property 3** (Upper bounds).

$$\begin{aligned} H_D(p, q) &\leq \int_y \int_z p(y)q(z) D \left( p(x|y), q(x|z) \right) dydz \\ &\leq \max_{y, z} D \left( p(x|y), q(x|z) \right). \end{aligned} \quad (2)$$

The CROT distances unify and generalize two distances met in the literature:

**Remark 3.1** (CROT generalizes Wasserstein/EMD). *In the case that  $p(x|y) = \delta(x-y)$  (Dirac distributions), we recover the Wasserstein distance (Takatsu et al., 2011) between point sets (or Earth Mover Distance, EMD; Rubner et al. 2000), where  $D(\cdot, \cdot)$  is the ground metric distance. Note that point sets can be interpreted as discrete probability measures.*

The Wasserstein distance  $W_p$  (for  $p \geq 1$ , with  $W_1$  introduced by Vaserstein 1969) follows from the Kantorovich’s (1942; 1958) relaxation framework of Monge’s (1781) original optimal mass transport formulation.

**Remark 3.2** (CROT generalizes MCOT). *When both  $p(y)$  and  $q(z)$  are both (finite) categorical distributions, we recover the distance formerly defined by Liu and Huang (2000) that we termed the MCOT distance.*

CROT is a nontrivial generalization of both the Wasserstein distance and the MCOT, because CROT gives a *flexible* definition on the OT. Given a joint distribution  $p(x_1, \dots, x_n)$ , one can consider a *family* of distances, depending on how the random variables  $x_1, \dots, x_n$  split, and how the ground distances  $D$  are selected. For example, one can define  $D$  to be CROT and we have a nested CROT distance. In the simplest case, let

$$\begin{aligned} &D(p(x|y), q(x|z)) \\ &= \inf_{r' \in \Gamma(p(x|y), q(x'|z))} E_{r'(x, x')} \|(x, y) - (x', z)\|_p, \end{aligned} \quad (3)$$

then  $H_D(p, q)$  becomes a “two-stage optimal transport”

$$H_D(p, q) = \inf_{r \in \Gamma(p(y), q(z))} E_{r(y, z)} \inf_{r' \in \Gamma(p(x|y), q(x'|z))} E_{r'(x, x')} \|(x, y) - (x', z)\|_p, \quad (4)$$

We have the following fundamental monotonicity:

**Theorem 4.** *If  $D(\cdot, \cdot)$  is given by eq. (3), then we have:*

$$H_D(p, q) \geq \inf_{r \in \Gamma(p(x, y), q(x', z))} E_r \|(x, y) - (x', z)\|_p.$$

The above theorem is true if  $\|(x, y) - (x', z)\|_p$  in eq. (3) and the RHS is replaced by any other metric distance. Therefore, through the chain rule factorization of a joint distribution, CROT can give a potentially simpler expression of optimal transport, and its hierarchical structure allows one to use 1D OT problems (Bonneel et al., 2015; Cuturi et al., 2019) which enjoys a closed-form solution (Peyré et al., 2019) based on the inverse of the CDFs of the univariate densities:

$$H_D(X, Y) = \left( \int_0^1 c_D(F_X^{-1}(u) - F_Y^{-1}(u)) du \right),$$

where  $F_X$  and  $F_Y$  are the cumulative distribution functions (CDFs) of  $X$  and  $Y$ , respectively, and  $D(x, y) := c_D(x - y)$  for a convex and continuous function  $c_D$ . Observe that the CROT distance is larger than the optimal transport distance.

Interestingly, the CROT distance provides an upper bound on the marginal distance  $D(p(x), q(x))$  provided the base distance  $D$  is *jointly convex* (Bauschke and Borwein, 2001; Pitrik and Virosztek, 2015).

**Definition 5** (Jointly convex distance). *A distance  $D(\cdot : \cdot)$  on a statistical manifold  $\mathcal{M}$  is jointly convex if and only if*

$$D((1 - \alpha)p_1 + \alpha p_2 : (1 - \alpha)q_1 + \alpha q_2) \leq (1 - \alpha)D(p_1 : p_2) + \alpha D(p_2 : q_2), \quad \forall \alpha \in [0, 1], p_1, p_2 \in \mathcal{M}.$$

We write the above inequality more compactly as

$$D((p_1 p_2)_\alpha : (q_1 q_2)_\alpha) \leq (D(p_1 : p_2) D(p_2 : q_2))_\alpha, \quad \forall \alpha \in [0, 1],$$

where  $(ab)_\alpha := (1 - \alpha)a + \alpha b$ .

**Theorem 6** (Upper Bound on Jointly Convex Distance, UBJCD). *Given a pair of joint distributions  $p(x, y)$  and  $q(x, y)$ , if  $D(\cdot, \cdot)$  is jointly convex, then  $D(p(x), q(x)) \leq H_D(p, q)$ .*

Notice that  $H_D(p, q) \neq H_D(q, p)$  for an asymmetric base distance  $D$ .

Let us give some examples of jointly convex distances: ① The  $f$ -divergences (Österreicher and Vajda, 2003)  $I_f(p : q) = \int p(x) f(q(x)/p(x)) dx$  (for a convex generator  $f(u)$  satisfying  $f(1) = 0$  and strictly convex at 1); ② The  $p$ -powered Wasserstein distances (Ozawa and Yokota, 2011)  $W_p^p$ ; ③ The Rényi divergences (Van Erven and Harremoës, 2014) for  $\alpha \in [0, 1]$ ; ④ Bregman divergences ((Nielsen et al., 2007), Borwein and Vanderwerff 2010; Exercises 2.3.29 and 2.3.30) provided that the generator  $F$  satisfies  $\nabla^2 F(y) + \nabla^3 F(y)(y - x) \succeq (\nabla^2 F(x) \nabla^2 F)^{-1}(y)$  where  $\succeq$  denotes the Löwner ordering of positive-definite matrices. ⑤ A generalized divergence related to Tsallis divergence Vigelis et al. (2019).

A jointly convex function is separately convex but the converse is false. However, a separately convex bivariate function that is positively homogeneous of degree one is jointly convex (but this result does not hold in higher dimensions; Dacorogna and Maréchal 2008) Conversely, CROT yields a lower bound for jointly concave distances (e.g., fidelity in quantum computing; Nielsen and Chuang 2002).

### 3 SCROT: Fast Sinkhorn CROT

Consider two finite statistical mixtures  $m_1(x) = \sum_{i=1}^{k_1} \alpha_i p_i(x)$  and  $m_2(x) = \sum_{i=1}^{k_2} \beta_i q_i(x)$ , not necessarily homogeneous nor of the same type. Let  $[k] := \{1, \dots, k\}$ . The MCOT distance proposed by Liu and Huang (2000) amounts to solve a *Linear Program* (LP) problem.

By defining  $U(\alpha, \beta)$  to be set of non-negative matrices  $W = [w_{ij}]$  with  $\sum_{l=1}^{k_2} w_{il} = \alpha_i$  and  $\sum_{l=1}^{k_1} w_{lj} = \beta_j$  (transport polytope; Cuturi 2013), we get the equivalent compact definition of MCOT (that is a special case of CROT):

$$H_D(m_1, m_2) = \min_{W \in U(\alpha, \beta)} \sum_{i=1}^{k_1} \sum_{j=1}^{k_2} w_{ij} D(p_i, q_j). \quad (5)$$

In general, the LP problem (with  $k_1 \times k_2$  variables and inequalities,  $k_1 + k_2$  equalities whom  $k_1 + k_2 - 1$  are independent) delivers an optimal soft assignment of mixture components with exactly  $k_1 + k_2 - 1$  nonzero coefficients<sup>1</sup> in matrix  $W = [w_{ij}]$ . The complexity of linear programming (Korte and Vygen, 2018) in  $n$  variables with  $b$  bits using Karmarkar’s interior point methods is polynomial, in  $O(n^{\frac{7}{2}} b^2)$ .

Observe that we necessarily have:  $\max_{j \in [k_2]} w_{ij} \geq \frac{\alpha_i}{k_2}$ , and similarly that:  $\max_{i \in [k_1]} w_{ij} \geq \frac{\beta_j}{k_1}$ . Note that  $H(m, m) = 0$  since  $w_{ij} = D_{ij}$  where  $D_{ij}$  denotes the Krönercker symbol:  $D_{ij} = 1$  iff  $i = j$ , and 0 otherwise. We can interpret MCOT as a *Discrete Optimal Transport* (DOT) between (non-embedded) histograms. When  $k_1 = k_2 = d$ , the transport polytope is the polyhedral set of non-negative  $d \times d$  matrices:

$$U(\alpha, \beta) = \{P \in \mathbb{R}_+^{d \times d} : P1_d = \alpha, P^\top 1_d = \beta\},$$

and

$$H_D(m_1 : m_2) = \min_{P \in U(\alpha, \beta)} \langle P, W \rangle,$$

where  $\langle A, B \rangle = \text{tr}(A^\top B)$  is the Fröbenius inner product of matrices, and  $\text{tr}(A)$  the matrix trace. This OT can be calculated using the network simplex in  $O(d^3 \log d)$  time. Cuturi (2013) showed how to relax the objective function in order to get fast calculation using the Sinkhorn divergence:

$$S_D(m_1 : m_2) = \min_{P \in U_\lambda(\alpha, \beta)} \langle P, W \rangle, \quad (6)$$

where

$$U_\lambda(\alpha, \beta) := \{P \in U(\alpha, \beta) : \text{KL}(P : \alpha\beta^\top) \leq \lambda\}.$$

The KLD between two  $k \times k$  matrices  $M = [m_{i,j}]$  and  $M' = [m'_{i,j}]$  is defined by

$$\text{KL}(M : M') := \sum_{i,j} m_{i,j} \log \frac{m_{i,j}}{m'_{i,j}},$$

with the convention that  $0 \log \frac{0}{0} = 0$ . The Sinkhorn divergence is calculated using the equivalent dual Sinkhorn divergence by using matrix scaling algorithms (e.g., the Sinkhorn-Knopp algorithm). Because the minimization is performed on  $U_\lambda(\alpha, \beta) \subset U(\alpha, \beta)$ , we have

$$H_D(m_1, m_2) \leq S_D(m_1, m_2).$$

Notice that the smooth (dual) Sinkhorn divergence has also been shown experimentally to improve over the EMD in applications (MNIST classification; Cuturi 2013).

---

<sup>1</sup>A LP in  $d$ -dimensions has its solution located at a vertex of a polytope, described by the intersection of  $d + 1$  hyperplanes (linear constraints).

### 3.1 CROT upper bounds on distance between statistical mixtures

First, let us report the basic upper bounds for MCOT mentioned earlier in Property 3. The objective function is upper bounded by:

$$H(m_1, m_2) \leq \sum_{i=1}^{k_1} \sum_{j=1}^{k_2} \alpha_i \beta_j D(p_i, q_j) \leq \max_{i \in [k_1], j \in [k_2]} D(p_i, q_j). \quad (7)$$

Now, when the conditional density distance  $D$  is *separate convex* (i.e., meaning convex in both arguments), we get the following *Separate Convexity Upper Bound*:

$$\text{(SCUB)} \quad D(m_1 : m_2) \leq \sum_{i=1}^{k_1} \sum_{j=1}^{k_2} \alpha_i \beta_j D(p_i : q_j). \quad (8)$$

For example, norm-induced distances or  $f$ -divergences (Nielsen and Nock, 2014) are separate convex distances. For the particular case of the KLD, we have:  $\text{KL}(p : q) := \int p(x) \log \frac{p(x)}{q(x)} dx$ , and when  $k_1 = k_2$ , we get the following upper bound using the log-sum inequality (Do, 2003; Nielsen and Nock, 2017):

$$\text{KL}(m_1 : m_2) \leq \text{KL}(\alpha : \beta) + \sum_{i=1}^k \alpha_i \text{KL}(p_i : q_i), \quad (9)$$

Since this holds for *any* permutation of  $\sigma$  of mixture components, we can tight this upper bound by minimizing over all permutations  $\sigma$ :

$$\text{KL}(m_1 : m_2) \leq \min_{\sigma} \text{KL}(\alpha : \sigma(\beta)) + \sum_{i=1}^k \alpha_i \text{KL}(p_i : \sigma(q_i)). \quad (10)$$

The best permutation  $\sigma$  can be computed using the Hungarian algorithm (Singer and Warmuth, 1999; Reynolds et al., 2000; Goldberger et al., 2003; Goldberger and Aronowitz, 2005) in cubic time (with cost matrix  $C = [c_{ij}]$ , and  $c_{ij} = \text{kl}(\alpha_i : \beta_j) + \alpha_i \text{KL}(p_i : q_j)$  with  $\text{kl}(a : b) = a \log \frac{a}{b}$ ).

Now, let us further rewrite

$$m_1(x) = \sum_{i=1}^{k_1} \sum_{j=1}^{k_2} w_{i,j} p_i(x)$$

with  $\sum_{j=1}^{k_2} w_{i,j} = \alpha_i$ , and

$$m_2(x) = \sum_{i=1}^{k_1} \sum_{j=1}^{k_2} w'_{i,j} q_j(x)$$

with  $\sum_{i=1}^{k_1} w'_{i,j} = \beta_j$ . That is, we can interpret

$$m_1(x) = \sum_{i=1}^{k_1} \sum_{j=1}^{k_2} w_{i,j} p_{i,j}(x)$$

and

$$m_2(x) = \sum_{i=1}^{k_1} \sum_{j=1}^{k_2} w'_{i,j} q_{i,j}(x)$$

as mixtures of  $k = k_1 \times k_2$  (redundant) components  $\{p_{i,j}(x) = p_i(x)\}$  and  $\{q_{i,j}(x) = q_j(x)\}$ , and apply the upper bound of Eq. 9 for the “best split” of matching mixture components  $\sum_{j=1}^{k_2} w_{i,j} p_i(x) \leftrightarrow \sum_{j=1}^{k_1} w'_{j,i} q_i(x)$ :

$$\text{KL}(m_1 : m_2) \leq O(m_1 : m_2) \leq \sum_{i=1}^{k_1} \sum_{j=1}^{k_2} w_{i,j} \log \left( \frac{w_{i,j}}{w'_{j,i}} \right) + H_{\text{KL}}(m_1, m_2),$$

where

$$O(m_1 : m_2) = \min_{w \in U(\alpha, \beta)} \sum_{i=1}^{k_1} \sum_{j=1}^{k_2} w_{i,j} \log \left( \frac{w_{i,j}}{w'_{j,i}} \right) + \sum_{i=1}^{k_1} \sum_{j=1}^{k_2} w_{ij} \text{KL}(p_i : q_j). \quad (11)$$

Thus CROT allows to upper bound the KLD between mixtures. The technique of rewriting mixtures as mixtures of  $k = k_1 \times k_2$  redundant components bears some resemblance with the variational upper bound on the KL divergence between mixtures proposed by Hershey and Olsen (2007) that requires to iterate until convergence an update of the variational upper bound. See also Chen et al. (2019) for another recent work further pushing that research direction and discussing displacement interpolation and barycenter calculations for Gaussian Mixture Models (GMMs). We note that this framework also applies to or semi-parametric mixtures obtained from Kernel Density Estimators (KDEs; Schwander and Nielsen 2013).

## 4 Experiments

We study experimentally the tightness of the CROT upper bound  $H_D$  and SCROT upper bound  $S_D$  on  $D$  between GMMs for the total variation (§4.1), Wasserstein  $W_p$  (§4.2) and Rényi distances (§4.3). In §5 we shall further demonstrate how to learn GMMs by minimizing the SCROT distance.

### 4.1 Total Variation distance

Since TV is a metric  $f$ -divergence (Khosravifard et al., 2007) bounded in  $[0, 1]$ , so is MCOT. The closed-form formula for the total variation between univariate Gaussian distributions is reported by Nielsen (2014) using the erf function, and the other formula for the total variation between Rayleigh distributions and Gamma distributions are given in Nielsen and Sun (2018).

Figure 2 illustrates the performances of the various lower/upper bounds on the total variation between mixtures of Gaussian, Gamma, and Rayleigh distributions with respect to the true value which is estimated using Monte Carlo samplings (consistent estimations).

The acronyms of the various bounds are as follows: CELB: Combinatorial Envelope Lower Bound (Nielsen and Sun 2016a; applies only for 1D mixtures); CEUB: Combinatorial Envelope Upper Bound (Nielsen and Sun 2016a; applies only for 1D mixtures); CGQLB: Coarse-Grained Quantization Lower Bound (Nielsen and Sun, 2016a) for 1000 bins (applies only for  $f$ -divergences that satisfy the information monotonicity property); CROT: Chain Rule Optimal Transport  $H_D$  (this paper); Sinkhorn CROT: Entropy-regularized CROT (Cuturi, 2013)  $S_D \leq H_D$ , with  $\lambda = 1$  and  $\epsilon = 10^{-8}$  (for convergence of the Sinkhorn-Knopp iterative matrix scaling algorithm).

Next, we consider the renown MNIST handwritten digit database (LeCun et al., 1998) of 70,000 handwritten digit  $28 \times 28$  grey images and the Fashion-MNIST images with exactly the same sample size and dimensions but different image contents (Xiao et al., 2017). We first use PCA to reduce the original dimensionality  $d = 28 \times 28 = 784$  to  $D \in \{10, 50\}$ . Then we extract two subsets of samples, and estimate respectively two GMMs composed of 10 multivariate Gaussian distributions with a diagonal covariance matrix. The GMMs are learned by the Expectation-Maximization (EM) algorithm implementation of scikit-learn (Pedregosa et al., 2011b). Notice that we did not use the labels in our estimation, and therefore the mixture components do not necessarily correspond to different digits.

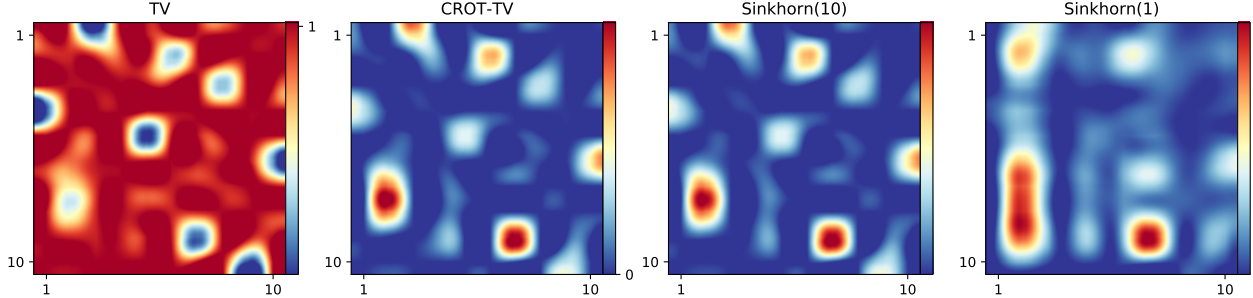


Figure 1: TV distance between two 10-component GMMs estimated on the MNIST dataset: (1) shows the  $10 \times 10$  matrix TV distance between the first mixture components and the second mixture components (red means large distance and blue means a small distance). (2-4) displays the  $10 \times 10$  optimal transport matrix  $W$  (red means larger weights, blue means smaller weights). The optimal transport matrix is estimated by EMD (2), the Sinkhorn algorithm with weak regularization (3) and the Sinkhorn with strong regularization (4).

We approximate the TV between  $D$ -dimensional GMMs using Monte Carlo by performing stochastic integration of the following integrals:

$$\begin{aligned} \text{TV}(p, q) &:= \frac{1}{2} \int |p(x) - q(x)| dx = \\ &\frac{1}{2m} \sum_{x_i \sim p(x)} \frac{1 - \exp(r(x_i))}{1 + \exp(r(x_i))} + \frac{1}{2m} \sum_{y_i \sim q(x)} \frac{1 - \exp(r(y_i))}{1 + \exp(r(y_i))}, \end{aligned}$$

where  $\{x_i\}_{i=1}^m$  and  $\{y_i\}_{i=1}^m$  are i.i.d. samples drawn from  $p(x)$  and  $q(x)$ , respectively, and  $r(x) = |\log p(x) - \log q(x)|$ . In our experiments, we set  $m = 0.5 \times 10^4$ .

To compute the CROT, we use the EMD and Sinkhorn implementations provided by the Python Optimal Transport, POT, library (Flamary and Courty, 2017). For Sinkhorn, we set the entropy regularization strength as follows: Sinkhorn (1) means  $\text{median}(M)$  and Sinkhorn (10) means  $\text{median}(M)/10$ , where  $M$  is the metric cost matrix. For example, to compute CROT-TV,  $M$  is the pairwise TV distance matrix from all components in the first mixture model to all components in the second mixture. The maximum number of Sinkhorn iterations is 1000, with a stop threshold of  $10^{-10}$ .

To get some intuitions, see Figure 1 for the cost matrix and the corresponding optimal transport matrix, where the cost is defined by TV distance, and the dataset is PCA-processed MNIST. We see that the transportation scheme tries to assign higher weights to small cost pairs (blue region in the cost matrix).

Figure 3(1) shows the  $10 \times 10$  TV distance between mm1's components and mm2's components red means large distance, blue means a small distance Figure 3

Our experiments yield the following observations: As the sample size  $\tau$  decreases, the TV distances between GMMs turn larger because the GMMs are pulled towards the two different empirical distributions. As the dimension  $D$  increases, TV increases because in a high dimensional space the GMM components are less likely to overlap. We check that CROT-TV is an upper bound of TV. We verify that Sinkhorn divergences are upper bounds of CROT. These observations are consistent across two data sets. The distances of Fashion-MNIST are in general larger than the corresponding distances in MNIST, which can be intuitively explained by that the “data manifold” of Fashion-MNIST has a more complicated structure than MNIST.

## 4.2 Wasserstein $W_p$ CROT on GMMs

The  $p$ -th power of the  $L_p$ -Wasserstein distance,  $W_p^p$ , is jointly convex for  $p \geq 1$  (see Eq. 20, p. 6, Ozawa and Yokota 2011). Thus we can apply the CROT distance between two GMMs  $m_1$  and  $m_2$  to get the following upper bound:  $W_p(m_1, m_2) \leq H_{W_p^p}^{\frac{1}{p}}(m_1, m_2)$ ,  $\alpha \geq 1$ . We also have  $W_p \leq W_q$  for  $1 \leq p \leq q < \infty$ .



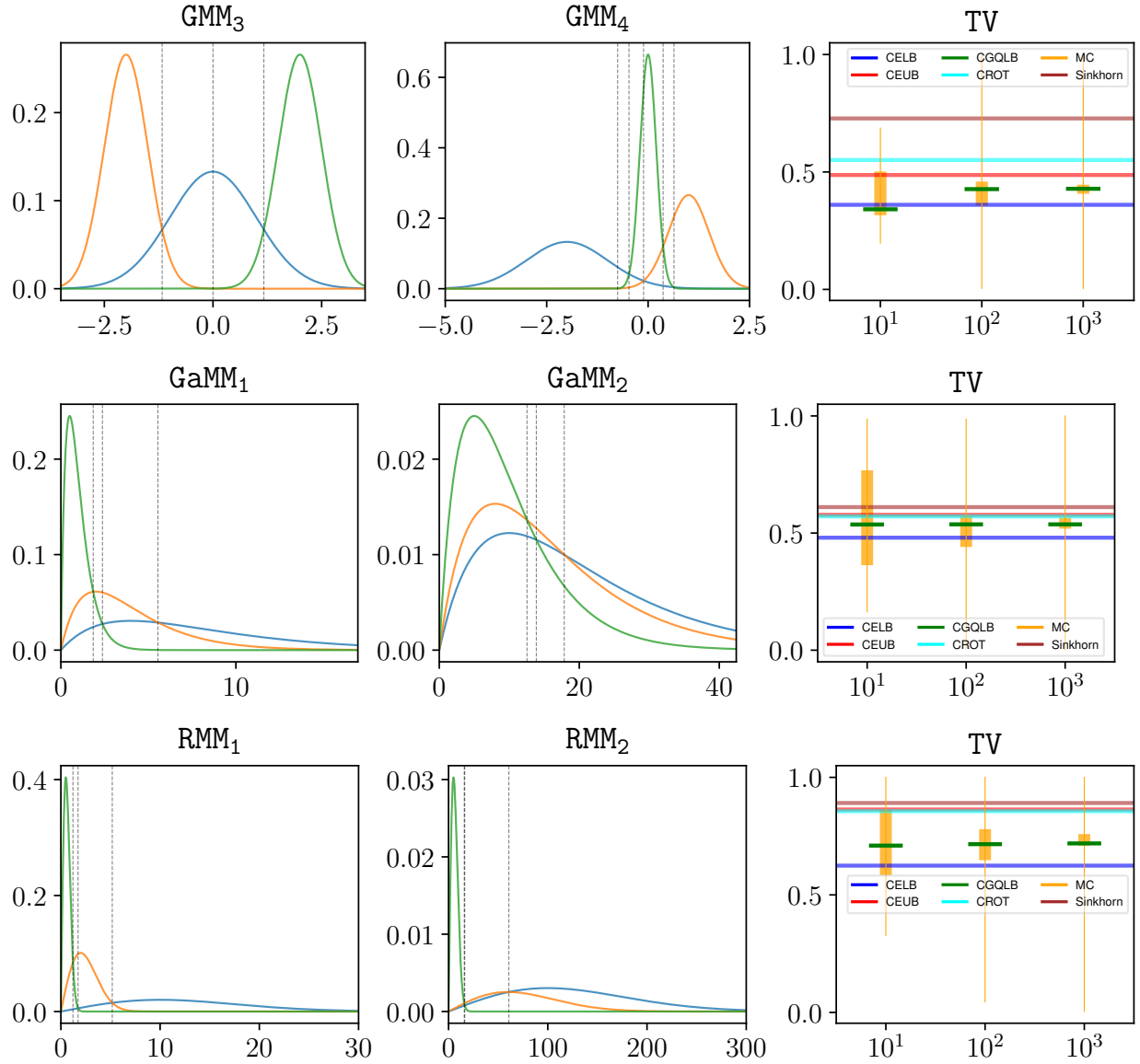


Figure 2: Performance of the CROT distance and the Sinkhorn CROT distance for upper bounding the total variation distance between mixtures of (1) Gaussian, (2) Gamma, and (3) Rayleigh distributions.

Table 1: TV distances between two GMMs with 10 components each estimated on PCA-processed images.  $D$  is the dimensionality of the PCA. The two GMMs are estimated based on non-overlapping samples, with the parameter  $0 < \tau \leq 1$  specifying the relative sample size used to estimate the GMMs. For example,  $\tau = 1$  means each GMM is estimated on half of all available images. Sinkhorn ( $\lambda$ ) denotes the CROT distance estimated by the Sinkhorn algorithm, where the regularization strength is proportional to  $1/\lambda$ . For each configuration, the two GMMs are repeatedly estimated based on 100 pairs of random subsets of the full dataset, with the mean and standard deviation reported.

Data	$D$	$\tau$	TV	CROT-TV	Sinkhorn (10)	Sinkhorn (1)
MNIST	10	1	$0.16 \pm 0.08$	$0.26 \pm 0.14$	$0.27 \pm 0.14$	$0.78 \pm 0.05$
	10	0.1	$0.29 \pm 0.05$	$0.43 \pm 0.08$	$0.44 \pm 0.08$	$0.84 \pm 0.02$
	50	1	$0.35 \pm 0.08$	$0.43 \pm 0.10$	$0.44 \pm 0.10$	$0.78 \pm 0.03$
	50	0.1	$0.54 \pm 0.04$	$0.64 \pm 0.05$	$0.67 \pm 0.06$	$0.84 \pm 0.02$
Fashion	10	1	$0.19 \pm 0.09$	$0.23 \pm 0.12$	$0.24 \pm 0.12$	$0.81 \pm 0.03$
	10	0.1	$0.33 \pm 0.07$	$0.40 \pm 0.09$	$0.40 \pm 0.09$	$0.86 \pm 0.02$
	50	1	$0.44 \pm 0.11$	$0.48 \pm 0.12$	$0.50 \pm 0.13$	$0.88 \pm 0.03$
	50	0.1	$0.60 \pm 0.07$	$0.64 \pm 0.08$	$0.67 \pm 0.09$	$0.92 \pm 0.02$

Table 2:  $W_2$  distances between two 10-component GMMs estimated on PCA-processed images.

Data	$D$	$\tau$	UB( $W_2$ )	LB( $W_2$ )	$\sqrt{\text{CROT-}W_2^2}$	Sinkhorn (10)	Sinkhorn (1)
MNIST	10	1	$1.91 \pm 0.02$	$0.03 \pm 0.00$	$0.84 \pm 0.57$	$0.88 \pm 0.58$	$7.13 \pm 0.11$
	10	0.1	$1.93 \pm 0.02$	$0.09 \pm 0.02$	$1.48 \pm 0.38$	$1.54 \pm 0.39$	$7.29 \pm 0.11$
	50	1	$7.51 \pm 0.03$	$0.07 \pm 0.01$	$2.17 \pm 0.93$	$2.39 \pm 0.97$	$12.02 \pm 0.15$
	50	0.1	$7.53 \pm 0.04$	$0.21 \pm 0.02$	$4.04 \pm 0.86$	$4.33 \pm 0.91$	$12.69 \pm 0.22$
Fashion	10	1	$1.71 \pm 0.05$	$0.03 \pm 0.01$	$1.19 \pm 0.62$	$1.24 \pm 0.63$	$10.36 \pm 0.08$
	10	0.1	$1.74 \pm 0.05$	$0.10 \pm 0.02$	$1.61 \pm 0.63$	$1.68 \pm 0.64$	$10.43 \pm 0.15$
	50	1	$7.47 \pm 0.04$	$0.07 \pm 0.01$	$3.12 \pm 1.01$	$3.21 \pm 1.02$	$15.31 \pm 0.20$
	50	0.1	$7.50 \pm 0.04$	$0.22 \pm 0.02$	$4.32 \pm 1.02$	$4.45 \pm 1.05$	$15.99 \pm 0.29$

The OT distance  $W_2$  between Gaussian measures (Dowson and Landau, 1982; Takatsu et al., 2011) is available in closed-form:

$$W_2(N(\mu_1, \Sigma_1), N(\mu_2, \Sigma_2)) = \sqrt{\|\mu_1 - \mu_2\|^2 + \text{tr}(\Sigma_1 + \Sigma_2 - 2(\Sigma_1^{\frac{1}{2}}\Sigma_2\Sigma_1^{\frac{1}{2}})^{\frac{1}{2}})}.$$

This  $H_{W_p}^{\frac{1}{p}}$  CROT distance generalizes Chen et al. (2019) who considered the  $W_2$  distance between GMMs using discrete OT. They proved that  $H_{W_2}(m_1, m_2)$  is a metric, and  $W_2(m_1, m_2) \leq \sqrt{H_{W_2^2}(m_1, m_2)}$ . These results generalize to mixture of elliptical distributions (Dowson and Landau, 1982). However, we do not know a closed-form formula for  $W_p$  between Gaussian measures when  $p \neq 2$ .

Given two high-dimensional mixture models  $m_1$  and  $m_2$ , we draw respectively  $n$  i.i.d. samples from  $m_1$  and  $m_2$ , so that  $m_1(x) \approx \frac{1}{n} \sum_{i=1}^n D(x_i)$  and  $m_2(x) \approx \frac{1}{n} \sum_{j=1}^n D(y_j)$ . Then, we have

$$\begin{aligned} W_p(m_1, m_2) &\approx W_p\left(\frac{1}{n} \sum_{i=1}^n D(x_i), \frac{1}{n} \sum_{j=1}^n D(y_j)\right) \\ &\leq H_{W_p}^{1/p}\left(\frac{1}{n} \sum_{i=1}^n D(x_i), \frac{1}{n} \sum_{j=1}^n D(y_j)\right). \end{aligned} \quad (12)$$

Note that  $W_p(D(x_i), D(x_j)) = \|x_i - x_j\|_2$  and therefore the RHS of 12 can be evaluated. We use UB( $W_2$ ) to denote this empirical upper bound that will hold if  $n \rightarrow \infty$ . In our experiments  $n = 10^3$ .

See Table 2 for the  $W_2$  distances evaluated on the two investigated data sets. The column LB( $W_2$ ) is a lower bound based on the first and second moments of the mixture models (Gelbrich, 1990). We can clearly

Table 3: Rényi divergences between two 10-component GMMs estimated on PCA-processed images.

Data	$D$	$\tau$	$R_\alpha$	CROT- $R_\alpha$	Sinkhorn (10)	Sinkhorn (1)
MNIST	10	1	$0.01 \pm 0.01$	$0.07 \pm 0.05$	$0.08 \pm 0.05$	$0.80 \pm 0.02$
	10	0.1	$0.03 \pm 0.02$	$0.15 \pm 0.04$	$0.16 \pm 0.04$	$0.84 \pm 0.04$
	$R_{0.1}$	50	$0.09 \pm 0.06$	$0.25 \pm 0.09$	$0.29 \pm 0.10$	$1.40 \pm 0.07$
	50	0.1	$0.18 \pm 0.09$	$0.42 \pm 0.09$	$0.46 \pm 0.10$	$1.43 \pm 0.09$
Fashion	10	1	$0.04 \pm 0.03$	$0.11 \pm 0.06$	$0.12 \pm 0.06$	$1.59 \pm 0.05$
	10	0.1	$0.06 \pm 0.03$	$0.18 \pm 0.07$	$0.19 \pm 0.07$	$1.65 \pm 0.07$
	MNIST	50	$0.12 \pm 0.08$	$0.30 \pm 0.11$	$0.32 \pm 0.11$	$2.37 \pm 0.08$
	$R_{0.1}$	50	$0.20 \pm 0.11$	$0.45 \pm 0.10$	$0.47 \pm 0.10$	$2.41 \pm 0.10$
MNIST	10	1	$0.06 \pm 0.05$	$0.34 \pm 0.23$	$0.37 \pm 0.22$	$4.09 \pm 0.12$
	10	0.1	$0.17 \pm 0.05$	$0.67 \pm 0.18$	$0.72 \pm 0.18$	$4.22 \pm 0.10$
	$R_{0.5}$	50	$0.31 \pm 0.13$	$1.07 \pm 0.41$	$1.28 \pm 0.43$	$6.73 \pm 0.31$
		50	$0.69 \pm 0.14$	$1.92 \pm 0.40$	$2.16 \pm 0.42$	$7.01 \pm 0.33$
Fashion	10	1	$0.17 \pm 0.12$	$0.52 \pm 0.29$	$0.55 \pm 0.29$	$7.54 \pm 0.14$
	10	0.1	$0.28 \pm 0.13$	$0.87 \pm 0.28$	$0.92 \pm 0.29$	$7.79 \pm 0.23$
	MNIST	50	$0.54 \pm 0.24$	$1.45 \pm 0.48$	$1.55 \pm 0.48$	$10.53 \pm 0.26$
	$R_{0.5}$	50	$0.89 \pm 0.21$	$2.16 \pm 0.39$	$2.27 \pm 0.40$	$10.79 \pm 0.38$
MNIST	10	1	$0.14 \pm 0.09$	$0.76 \pm 0.42$	$0.80 \pm 0.42$	$7.18 \pm 0.19$
	10	0.1	$0.31 \pm 0.09$	$1.35 \pm 0.37$	$1.42 \pm 0.37$	$7.53 \pm 0.35$
	$R_{0.9}$	50	$0.61 \pm 0.32$	$1.90 \pm 0.82$	$2.25 \pm 0.85$	$12.46 \pm 0.66$
		50	$1.33 \pm 0.30$	$3.51 \pm 0.80$	$3.90 \pm 0.82$	$12.96 \pm 0.86$
Fashion	10	1	$0.32 \pm 0.23$	$1.07 \pm 0.60$	$1.12 \pm 0.61$	$14.25 \pm 0.38$
	10	0.1	$0.50 \pm 0.26$	$1.69 \pm 0.66$	$1.77 \pm 0.67$	$14.74 \pm 0.54$
	MNIST	50	$1.07 \pm 0.43$	$2.76 \pm 0.96$	$2.93 \pm 0.97$	$21.41 \pm 0.78$
	$R_{0.9}$	50	$1.76 \pm 0.45$	$4.18 \pm 1.06$	$4.40 \pm 1.09$	$22.16 \pm 1.02$

see that  $\sqrt{H_{W_2^2}}$  provides a tighter upper bound than  $\text{UB}(W_2)$ . To compute  $\text{UB}(W_2)$  one need to draw a potentially large number of random samples to make the approximation in 12, and the computation of the EMD is costly. Therefore one should use  $\sqrt{H_{W_2^2}}$  for its better and more efficient approximation.

### 4.3 Rényi CROT between GMMs

We investigate Rényi  $\alpha$ -divergence (Nielsen and Nock, 2011b,a) defined by  $R_\alpha(p : q) = \frac{1}{1-\alpha} \log \int p(x)^\alpha q(x)^{1-\alpha} dx$ , which encompasses KLD at the limit  $\alpha \rightarrow 1$ . Notice that for multivariate Gaussian densities  $p$  and  $q$ ,  $R_\alpha(p : q)$  can be undefined for  $\alpha > 1$  as the integral may diverge. In this case the CROT- $R_\alpha$  divergence is undefined. Table 3 shows  $R_\alpha$  for  $\alpha \in \{0.1, 0.5, 0.9\}$  and the corresponding CROT estimated on MNIST and Fashion-MNIST datasets. The observation is consistent with the other distance metrics.

## 5 Learning GMMs with SCROT.KL

This section performs an experimental study to learn mixture models using SCROT. The observed data samples  $\{\mathbf{x}_i\}_{i=1}^n$  is described by a kernel density estimator (KDE)

$$p(\mathbf{x}) = \frac{1}{n} \sum_{i=1}^n p_i(\mathbf{x}) = \frac{1}{n} \sum_{i=1}^n N(\mathbf{x}_i, \epsilon I), \quad (13)$$

where  $\epsilon > 0$  is a hyper parameter. We aim to learn a Gaussian mixture model

$$q(\mathbf{x}) = \sum_{i=1}^m \alpha_i q_i(\mathbf{x}) = \sum_{i=1}^m \alpha_i N(\boldsymbol{\mu}_i, \text{diag}(\boldsymbol{\sigma}_i)), \quad (14)$$

where  $\alpha_i \geq 0$  ( $\sum_{i=1}^m \alpha_i = 1$ ) is the mixture weight of  $i$ 's component, and diagonal covariance matrices are assumed to reduce the number of free parameters. Minimizing  $\text{KL}(p : q)$  gives the maximum likelihood estimation (Amari, 2016). However, the KLD between Gaussian mixture models is known to be not

having analytical form (Nielsen and Sun, 2016a). Therefore one has to rely on variational bounds or the re-parametrization trick (Kingma and Welling, 2014) to bound/approximate  $\text{KL}(p : q)$ . The CROT gives an alternative approach to minimize the KLD by simplifying a KDE (Schwander and Nielsen, 2013). By theorem 6, we have  $H_{\text{KL}}(p : q) \geq \text{KL}(p : q)$ . Therefore we minimize the upper bound  $H_{\text{KL}}(p : q)$  instead, which can be computed conveniently as the KLD between Gaussian distributions is in closed form. Moreover, because the mixture weights are free parameters, the entropy-regularized optimal transport problem is simplified into

$$\begin{aligned} \min_{\mathbf{w}} \sum_{i=1}^n \sum_{j=1}^m \left[ w_{ij} \text{KL}(p_i, q_j) + \frac{1}{\lambda} w_{ij} \log w_{ij} \right], \\ \text{s.t.} \quad w_{ij} \geq 0, \quad \forall i, \forall j \\ \sum_{j=1}^m w_{ij} = \frac{1}{n}, \end{aligned}$$

where  $\lambda > 0$  is a regularization strength parameter (same as the Sinkhorn algorithm). By a similar analysis (Cuturi, 2013), the optimal weights  $w_{ij}^*$  must satisfy

$$w_{ij}^* = \frac{1}{n} \frac{\exp(-\lambda \text{KL}(p_i, q_j))}{\sum_{j=1}^m \exp(-\lambda \text{KL}(p_i, q_j))}, \quad (15)$$

We therefore minimize  $\sum_{i=1}^{n'} \sum_{j=1}^m w_{ij}^* \text{KL}(p_i, q_j)$  based on gradient descent on mini-batches of  $n'$  samples. We set empirically the hyper-parameter  $m = 10$  (number of components),  $\lambda = 0.005$  (Sinkhorn regularization parameter) and  $\epsilon = 10^{-6}$  (KDE bandwidth). Fine tuning them can potentially yields better results. We use the training dataset to learn the  $q$  distribution (GMM) and estimate the testing error based on its distance with  $\hat{p}$ , a KDE w.r.t. the testing datasets.

Figure 3 shows the learning curves when estimating a 10-component-GMM on MNIST (left) and Fashion MNIST (right). One can observe that SCROT.KL is indeed an upper bound of KL. Minimizing SCROT.KL can effectively learn a mixture model on these two datasets. The resulting model achieves better testing error as compared to `sklearn`'s EM algorithm (Pedregosa et al., 2011a). This is because we use KDE as the data distribution, which better describes the data as compared to the empirical distribution. Comparatively, the KLD is larger on the Fashion MNIST dataset, where the data distribution is more complicated and cannot be well described by the GMM. EM takes 2 minutes. SCROT is implemented in Tensorflow Abadi et al. (2016) using gradient descent (Adam), and takes around 20 minutes for 100 epochs on an Intel i5-7300U CPU.

In order to efficiently estimate the KLD (corresponding to ‘‘KL’’ and ‘‘KL(EM)’’ in the figure), we use the information-theoretical bound  $H(X, Y) \leq H(X) + H(Y)$ , where  $H$  denotes Shannon’s entropy. Therefore  $\text{KL}(p : q) = -H(p) - \int p(\mathbf{x}) \log q(\mathbf{x}) dx \geq -H(U) - H(p_i) - \int p(\mathbf{x}) \log q(\mathbf{x}) dx$ , where  $U = (1/n, \dots, 1/n)$  is the uniform distribution, and the integral  $\int p(\mathbf{x}) \log q(\mathbf{x}) dx$  is estimated by Monte-Carlo sampling.

## 6 Conclusion

We defined the generic *Chain Rule Optimal Transport* (CROT) distance (Definition 1)  $H_D$  for any ground distance  $D$ . CROT unifies and generalizes the Wasserstein/EMD distance between discrete measures Rubner et al. 2000 and the *Mixture Component Optimal Transport* (Liu and Huang, 2000) distance. We proved that  $H_D$  is a metric whenever  $D$  is a metric (Theorem 2). We then dealt with statistical mixtures, and showed that  $H_D(m_1, m_2) \geq D(m_1, m_2)$  (Theorem 6) whenever  $D$  is jointly convex, and considered the smooth Sinkhorn CROT distance  $S_D(m_1, m_2)$  (SCROT) for fast calculations of  $H_D(m_1, m_2)$  via matrix scaling algorithms (Sinkhorn-Knopp algorithm) so that  $D(m_1, m_2) \leq H_D(m_1, m_2) \leq S_D(m_1, m_2)$ . These bounds hold in particular for statistical  $f$ -divergences  $I_f(p : q) = \int p(x) f(q(x)/p(x)) dx$  which includes the Kullback-Leibler

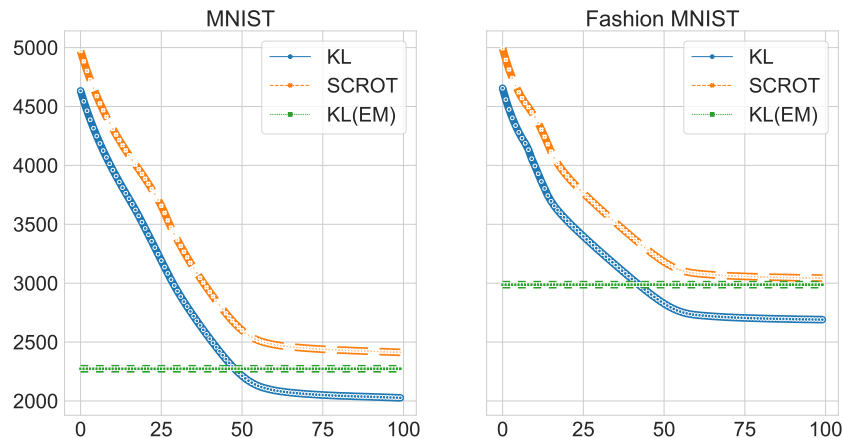


Figure 3: Testing error against the number of epochs on MNIST (left) and Fashion-MNIST (right). The curve “KL” shows the estimated KLD between the data distribution (KDE based on the testing dataset) and the learned GMM. The curve “SCROT” shows the SCROT distance (the learning cost function). The curve “KL(EM)” shows the KLD between the data distribution and a GMM learned using `sklearn`’s EM algorithm.

divergence). Finally, we proposed a novel efficient method to learn Gaussian mixture models from a semi-SCROT distance that bypasses Sinkhorn iterations and uses a simple normalization (Eq. 15). Our learning method by KDE simplification is shown to outperform the EM algorithm of `sklearn` for the MNIST and Fashion MNIST datasets.

## Acknowledgments

Frank Nielsen thanks Professor Steve Huntsman for pointing out reference Liu and Huang (2000) to his attention. The authors are grateful to Professor Patrick Forré (University of Amsterdam) for letting us know of an earlier error in the definition of CROT, and to Professor Rüschemdorf for sending us his work Rüschemdorf (1985).

## References

- Abadi, M., Barham, P., Chen, J., Chen, Z., Davis, A., Dean, J., Devin, M., Ghemawat, S., Irving, G., Isard, M., et al. (2016). Tensorflow: A system for large-scale machine learning. In *12th {USENIX} Symposium on Operating Systems Design and Implementation ({OSDI} 16)*, pages 265–283.
- Amari, S.-i. (2016). *Information Geometry and Its Applications*. Applied Mathematical Sciences. Springer Japan.
- Bauschke, H. H. and Borwein, J. M. (2001). Joint and separate convexity of the Bregman distance. In *Studies in Computational Mathematics*, volume 8, pages 23–36. Elsevier.
- Bonneel, N., Rabin, J., Peyré, G., and Pfister, H. (2015). Sliced and radon Wasserstein barycenters of measures. *Journal of Mathematical Imaging and Vision*, 51(1):22–45.
- Borwein, J. M. and Vanderwerff, J. D. (2010). *Convex functions: constructions, characterizations and counterexamples*, volume 109. Cambridge University Press Cambridge.

- Chang, K.-C. and Sun, W. (2010). Scalable fusion with mixture distributions in sensor networks. In *11th International Conference on Control Automation Robotics & Vision (ICARCV)*, pages 1251–1256.
- Chen, Y., Georgiou, T. T., and Tannenbaum, A. (2019). Optimal transport for Gaussian mixture models. *IEEE Access*, 7:6269–6278.
- Cuturi, M. (2013). Sinkhorn distances: Lightspeed computation of optimal transport. In *NIPS*, pages 2292–2300.
- Cuturi, M., Teboul, O., and Vert, J. (2019). Differentiable sorting using optimal transport: The Sinkhorn CDF and quantile operator. *CoRR*, abs/1905.11885.
- Dacorogna, B. and Maréchal, P. (2008). The role of perspective functions in convexity, polyconvexity, rank-one convexity and separate convexity. *Journal of convex analysis*, 15(2):271.
- Dempster, A. P., Laird, N. M., and Rubin, D. B. (1977). Maximum likelihood from incomplete data via the EM algorithm. *Journal of the royal statistical society. Series B (methodological)*, pages 1–38.
- Do, M. N. (2003). Fast approximation of Kullback-Leibler distance for dependence trees and hidden Markov models. *IEEE signal processing letters*, 10(4):115–118.
- Dowson, D. C. and Landau, B. (1982). The Fréchet distance between multivariate normal distributions. *Journal of multivariate analysis*, 12(3):450–455.
- Dragomir, S. S. (2000). Inequalities for Csiszár f-divergence in information theory. *Victoria University: Melbourne, Australia*.
- Durrieu, J.-L., Thiran, J.-P., and Kelly, F. (2012). Lower and upper bounds for approximation of the Kullback-Leibler divergence between Gaussian mixture models. In *2012 IEEE International Conference on Acoustics, Speech and Signal Processing (ICASSP)*, pages 4833–4836. Ieee.
- Everett, B. (2013). *An introduction to latent variable models*. Springer Science & Business Media.
- Feydy, J., Séjourné, T., Vialard, F.-X., Amari, S.-I., Trounev, A., and Peyré, G. (2018). Interpolating between optimal transport and MMD using Sinkhorn divergences. *arXiv preprint arXiv:1810.08278*.
- Flamary, R. and Courty, N. (2017). POT python optimal transport library.
- Fuglede, B. and Topsoe, F. (2004). Jensen-Shannon divergence and Hilbert space embedding. In *International Symposium on Information Theor (ISIT 2004)*, page 31. IEEE.
- Gangbo, W. and McCann, R. J. (1996). The geometry of optimal transportation. *Acta Mathematica*, 177(2):113–161.
- Gelbrich, M. (1990). On a formula for the L2 Wasserstein metric between measures on euclidean and Hilbert spaces. *Mathematische Nachrichten*, 147(1):185–203.
- Ghaffari, N. and Walker, S. (2018). On Multivariate Optimal Transportation. *ArXiv e-prints*.
- Goldberger, J. and Aronowitz, H. (2005). A distance measure between GMMs based on the unscented transform and its application to speaker recognition. In *INTERSPEECH European Conference on Speech Communication and Technology*, pages 1985–1988.
- Goldberger, J., Gordon, S., and Greenspan, H. (2003). An efficient image similarity measure based on approximations of KL-divergence between two Gaussian mixtures. In *IEEE International Conference on Computer Vision (ICCV)*, page 487. IEEE.
- Hershey, J. R. and Olsen, P. A. (2007). Approximating the Kullback-Leibler divergence between Gaussian mixture models. In *ICASSP*, volume 4, pages IV–317. IEEE.

- Kantorovich, L. (1942). On the transfer of masses. *Doklady Akademii Nauk*, 37(2):227–229. (in Russian).
- Kantorovitch, L. (1958). On the translocation of masses. *Management Science*, 5(1):1–4.
- Khosravifard, M., Fooladivanda, D., and Gulliver, T. A. (2007). Confiction of the convexity and metric properties in  $f$ -divergences. *IEICE Transactions on Fundamentals of Electronics, Communications and Computer Sciences*, 90(9):1848–1853.
- Kingma, D. P. and Welling, M. (2014). Auto-encoding variational bayes. In *ICLR*.
- Komaki, F. (2007). Bayesian prediction based on a class of shrinkage priors for location-scale models. *Annals of the Institute of Statistical Mathematics*, 59(1):135–146.
- Korte, B. and Vygen, J. (2018). Linear programming algorithms. In *Combinatorial Optimization*, pages 75–102. Springer.
- LeCun, Y., Bottou, L., Bengio, Y., and Haffner, P. (1998). Gradient-based learning applied to document recognition. *Proceedings of the IEEE*, 86(11):2278–2324.
- Liu, Z. and Huang, Q. (2000). A new distance measure for probability distribution function of mixture type. In *ICASSP*, volume 1, pages 616–619. IEEE.
- Monge, G. (1781). *Mémoire sur la théorie des déblais et des remblais*. Imprimerie Royale.
- Nielsen, F. (2010). A family of statistical symmetric divergences based on Jensen’s inequality. *arXiv preprint arXiv:1009.4004*.
- Nielsen, F. (2012). Closed-form information-theoretic divergences for statistical mixtures. In *Pattern Recognition (ICPR), 2012 21st International Conference on*, pages 1723–1726. IEEE.
- Nielsen, F. (2014). Generalized Bhattacharyya and Chernoff upper bounds on bayes error using quasi-arithmetic means. *Pattern Recognition Letters*, 42:25–34.
- Nielsen, F. (2019). The statistical Minkowski distances: Closed-form formula for Gaussian mixture models. *arXiv preprint arXiv:1901.03732*.
- Nielsen, F., Boissonnat, J.-D., and Nock, R. (2007). Visualizing Bregman Voronoi diagrams. In *Proceedings of the twenty-third annual symposium on Computational geometry*, pages 121–122.
- Nielsen, F. and Garcia, V. (2009). Statistical exponential families: A digest with flash cards. *arXiv preprint arXiv:0911.4863*.
- Nielsen, F. and Nock, R. (2011a). A closed-form expression for the Sharma-Mittal entropy of exponential families. *Journal of Physics A: Mathematical and Theoretical*, 45(3):032003.
- Nielsen, F. and Nock, R. (2011b). On Rényi and Tsallis entropies and divergences for exponential families. *arXiv preprint arXiv:1105.3259*.
- Nielsen, F. and Nock, R. (2014). On the chi square and higher-order chi distances for approximating  $f$ -divergences. *IEEE Signal Processing Letters*, 21(1):10–13.
- Nielsen, F. and Nock, R. (2017). On  $w$ -mixtures: Finite convex combinations of prescribed component distributions. *CoRR*, abs/1708.00568.
- Nielsen, F. and Sun, K. (2016a). Guaranteed bounds on information-theoretic measures of univariate mixtures using piecewise log-sum-exp inequalities. *Entropy*, 18(12):442.
- Nielsen, F. and Sun, K. (2016b). Guaranteed bounds on the Kullback-Leibler divergence of univariate mixtures using piecewise log-sum-exp inequalities. *arXiv preprint arXiv:1606.05850*.

- Nielsen, F. and Sun, K. (2018). Guaranteed deterministic bounds on the total variation distance between univariate mixtures. In *IEEE Machine Learning in Signal Processing (MLSP)*, pages 1–6.
- Nielsen, M. A. and Chuang, I. (2002). Quantum computation and quantum information.
- Österreicher, F. and Vajda, I. (2003). A new class of metric divergences on probability spaces and its applicability in statistics. *Annals of the Institute of Statistical Mathematics*, 55(3):639–653.
- Ozawa, R. and Yokota, T. (2011). Stability of RCD condition under concentration topology. *Journal of Physics A: Mathematical and Theoretical*, 45(3):032003.
- Pedregosa, F., Varoquaux, G., Gramfort, A., Michel, V., Thirion, B., Grisel, O., Blondel, M., Prettenhofer, P., Weiss, R., Dubourg, V., et al. (2011a). Scikit-learn: Machine learning in python. *Journal of machine learning research*, 12(Oct):2825–2830.
- Pedregosa, F., Varoquaux, G., Gramfort, A., Michel, V., Thirion, B., Grisel, O., Blondel, M., Prettenhofer, P., Weiss, R., Dubourg, V., et al. (2011b). Scikit-learn: Machine learning in Python. *Journal of machine learning research*, 12(Oct):2825–2830.
- Peyré, G., Cuturi, M., et al. (2019). Computational optimal transport. *Foundations and Trends® in Machine Learning*, 11(5-6):355–607.
- Pitrik, J. and Virosztek, D. (2015). On the joint convexity of the Bregman divergence of matrices. *Letters in Mathematical Physics*, 105(5):675–692.
- Reynolds, D. A., Quatieri, T. F., and Dunn, R. B. (2000). Speaker verification using adapted Gaussian mixture models. *Digital signal processing*, 10(1-3):19–41.
- Rubner, Y., Tomasi, C., and Guibas, L. J. (2000). The earth mover’s distance as a metric for image retrieval. *International journal of computer vision*, 40(2):99–121.
- Rüschendorf, L. (1985). The Wasserstein distance and approximation theorems. *Probability Theory and Related Fields*, 70:117–129.
- Santambrogio, F. (2015). Optimal transport for applied mathematicians. *Birkhäuser, NY*, pages 99–102.
- Schwander, O. and Nielsen, F. (2013). Learning mixtures by simplifying kernel density estimators. In *Matrix Information Geometry*, pages 403–426. Springer.
- Silva, J. and Narayanan, S. (2006). Upper bound Kullback-Leibler divergence for hidden Markov models with application as discrimination measure for speech recognition. In *IEEE International Symposium on Information Theory (ISIT)*, pages 2299–2303. IEEE.
- Singer, Y. and Warmuth, M. K. (1999). Batch and on-line parameter estimation of Gaussian mixtures based on the joint entropy. In *NIPS*, pages 578–584.
- Takatsu, A. et al. (2011). Wasserstein geometry of Gaussian measures. *Osaka Journal of Mathematics*, 48(4):1005–1026.
- Van Erven, T. and Harremoës, P. (2014). Rényi divergence and Kullback-Leibler divergence. *IEEE Transactions on Information Theory*, 60(7):3797–3820.
- Vaserstein, L. N. (1969). Markov processes over denumerable products of spaces, describing large systems of automata. *Problemy Peredachi Informatsii*, 5(3):64–72.
- Vigelis, R. F., De Andrade, L. H., and Cavalcante, C. C. (2019). Properties of a generalized divergence related to Tsallis generalized divergence. *IEEE Transactions on Information Theory*, 66(5):2891–2897.



Xiao, H., Rasul, K., and Vollgraf, R. (2017). Fashion-MNIST: a novel image dataset for benchmarking machine learning algorithms. Technical report, Zalando Research, Berlin, Germany. arXiv cs.LG/1708.07747.

Xie, L., Ugrinovskii, V. A., and Petersen, I. R. (2005). Probabilistic distances between finite-state finite-alphabet hidden Markov models. *IEEE transactions on automatic control*, 50(4):505–511.

## A Proof of CROT Metric (Theorem 2)

*Proof.* We prove that  $H(p, q)$  satisfies the following axioms of metric distances:

**Non-negativity.** As  $D\left(p(x|y), q(x|z)\right) \geq 0$ , we have by definition that  $H_D(p, q) \geq 0$ .

**Law of indiscernibles.** If  $H_D(p, q) = 0$ , then  $\forall \epsilon > 0, \exists r^* \in \Gamma(p(y), q(z))$ , such that

$$E_{r^*(y,z)} D(p(x|y), q(x|z)) < \epsilon.$$

As  $D(\cdot, \cdot)$  is a metric, the density  $r^*(y, z)$  is concentrated on the region  $p(x|y) = q(x|z)$  so that

$$\int r^*(y, z) p(x|y) dy dz = \int r^*(y, z) q(x|z) dy dz.$$

We therefore have

$$\begin{aligned} p(x) &= \int p(y) p(x|y) dy = \int r^*(y, z) dz p(x|y) dy = \int r^*(y, z) p(x|y) dy dz \\ &= \int r^*(y, z) q(x|z) dy dz = \int r^*(y, z) dy q(x|z) dz = \int q(z) q(x|z) dz \\ &= q(x). \end{aligned}$$

**Symmetry.**

$$\begin{aligned} H_D(p, q) &= \inf_{r \in \Gamma(p(y), q(z))} \int r(y, z) D\left(p(x|y), q(x|z)\right) dy dz \\ &= \inf_{r \in \Gamma(p(y), q(z))} \int r(y, z) D\left(q(x|z), p(x|y)\right) dy dz \\ &= \inf_{R \in \Gamma(q(z), p(y))} \int R(z, y) D\left(q(x|z), p(x|y)\right) dz dy \\ &= H_D(q, p), \end{aligned}$$

where  $R(z, y) = r(y, z)$  s.t.  $\int R(z, y) dy = q(z)$  and  $\int R(z, y) dz = p(y)$ .

**Triangle inequality.** Denote

$$\begin{aligned} r_{12} &= \arg \min_{r \in \Gamma(p_1(y_1), p_2(y_2))} E_{r(y_1, y_2)} D(p_1(x|y_1), p_2(x|y_2)), \\ r_{23} &= \arg \min_{r \in \Gamma(p_2(y_2), p_3(y_3))} E_{r(y_2, y_3)} D(p_2(x|y_2), p_3(x|y_3)). \end{aligned}$$

$$\begin{aligned}
& H_D(p_1, p_2) + H_D(p_2, p_3) \\
&= E_{r_{12}(y_1, y_2)} D(p_1(x|y_1), p_2(x|y_2)) + E_{r_{23}(y_2, y_3)} D(p_2(x|y_2), p_3(x|y_3)) \\
&\geq \inf_s E_{s(y_1, y_2, y_3)} [D(p_1(x|y_1), p_2(x|y_2)) + D(p_2(x|y_2), p_3(x|y_3))] \\
&\geq \inf_s E_{s(y_1, y_2, y_3)} D(p_1(x|y_1), p_3(x|y_3)) \\
&= \inf_r E_{r(y, z)} D(p_1(x|y), p_3(x|z)) \\
&= H_D(p_1, p_3),
\end{aligned}$$

where  $s(y_1, y_2, y_3)$  denotes the set of all probability measures on  $\mathcal{Y}^3$  with marginals  $p_1$ ,  $p_2$  and  $p_3$ . Clearly,  $\frac{r_{12}(y_1, y_2)r_{23}(y_2, y_3)}{p_2(y_2)} \in s(y_1, y_2, y_3)$ .  $\square$

## B Proof of upper bound of $H_D$

Without loss of generality we assume  $p$  and  $q$  are mixture models. The proof for the general case is similar.

*Proof.*

$$\begin{aligned}
D(m_1 : m_2) &= D\left(\sum_{i=1}^{k_1} \alpha_i p_i, \sum_{j=1}^{k_2} \beta_j q_j\right) \\
&= D\left(\sum_{i=1}^{k_1} \sum_{j=1}^{k_2} w_{i,j} p_{i,j} : \sum_{i=1}^{k_1} \sum_{j=1}^{k_2} w_{i,j} q_{i,j}\right) \\
&\leq \sum_{i=1}^{k_1} \sum_{j=1}^{k_2} w_{i,j} D(p_{i,j} : q_{i,j}), \\
&\leq \sum_{i=1}^{k_1} \sum_{j=1}^{k_2} w_{i,j} D(p_i : q_j) =: H_D(m_1, m_2).
\end{aligned}$$

$\square$

## C Upper bounding $f$ -divergences

First, let us start by proving the following lemma for the Kullback-Leibler divergence:

**Lemma 7.** *The Kullback-Leibler divergence between two Radon-Nikodym  $p$  and  $q$  with respect to  $\mu$  is upper bounded as follows:  $\text{KL}(p : q) \leq \int \frac{p(x)^2}{q(x)} d\mu(x) - 1$ .*

*Proof.* Consider a strictly convex and differentiable function  $F(x)$  on  $(0, \infty)$ . Then we have

$$F(b) - F(a) \geq F'(a)(b - a), \quad (16)$$

for any  $a, b \in (0, \infty)$ , with equality iff.  $a = b$ . Indeed, this inequality is related to the non-negativeness of the scalar Bregman divergence  $B_F(b, a) = F(b) - F(a) - (b - a)F'(a) \geq 0$ .

Plugging  $F(x) = -\log x$  (with  $F'(x) = -\frac{1}{x}$  and  $F''(x) = \frac{1}{x^2} > 0$ ),  $a = q(x)$  and  $b = p(x)$  in Eq. 16, we get

$$\log q(x) - \log p(x) \geq \frac{q(x) - p(x)}{q(x)}.$$

Multiplying both sides of the inequality by  $-p(x) < 0$  (and reversing the inequality), we end up with

$$p(x) \log \frac{p(x)}{q(x)} \leq \frac{p^2(x)}{q(x)} - p(x).$$

Then taking the integral over the support  $\mathcal{X}$  of the distributions yields:

$$\text{KL}(p : q) \leq \int_{\mathcal{X}} \frac{p(x)^2}{q(x)} d\mu(x) - 1,$$

with equality when  $p(x) = q(x)$  almost everywhere. Notice that the right-hand side integral  $\int_{\mathcal{X}} \frac{p(x)^2}{q(x)} d\mu(x)$  may diverge (e.g., when KL is infinite).  $\square$

Now, let us consider two mixtures  $m(x) = \sum_{i=1}^k w_i p_i(x)$  and  $m'(x) = \sum_{i=1}^{k'} w'_i p'_i(x)$ . Apply Lemma 7 to get

$$\text{KL}(m : m') \leq \sum_{i,j} \int w_i w_j \frac{p_i(x) p_j(x)}{m'(x)} d\mu(x) - 1.$$

Let us upper bound  $A_{ij} = \int \frac{p_i(x) p_j(x)}{m'(x)} d\mu(x)$  to upper bound

$$\text{KL}(m : m') \leq \sum_{i,j} w_i w_j A_{ij} - 1.$$

For bounding the terms  $A_{ij}$ , we interpret the mixture density as an arithmetic weighted mean that is greater or equal than a geometric mean (AGM inequality). Therefore we get:

$$\int \frac{p_i(x) p_j(x)}{m'(x)} d\mu(x) \leq \int \frac{p_i(x) p_j(x)}{\prod_{l=1}^{k'} w'_l p'_l(x)} d\mu(x).$$

When the mixture components belong to a same exponential family Nielsen and Garcia (2009), we get a closed-form upper bound since  $\theta_i + \theta_j - \sum_{l=1}^{k'} w'_l \theta'_l \in \Theta$ : Let  $\bar{\theta}' = \sum_{l=1}^{k'} w'_l \theta'_l$  denote the barycenter of the natural parameters of the mixture components of  $m'$ . We have:

$$\frac{p(x; \theta_i) p(x; \theta_j)}{\prod_{l=1}^{k'} w'_l p(x; \theta'_l)} = \exp \left( (\theta_i + \theta_j - \bar{\theta}')^\top t(x) - F(\theta_i) - F(\theta_j) + \sum_{l=1}^{k'} w'_l F(\theta'_l) + k(x) \right).$$

Taking the integral over the support we find that

$$A_{ij} \leq \exp \left( F(\theta_i + \theta_j - \bar{\theta}') - F(\theta_i) - F(\theta_j) + \sum_{l=1}^{k'} w'_l F(\theta'_l) \right).$$

Overall, we get the upper bound:

$$\text{KL}(m : m') \leq \left( \sum_{i,j} w_i w_j \exp \left( F(\theta_i + \theta_j - \bar{\theta}') - F(\theta_i) - F(\theta_j) + \sum_{l=1}^{k'} w'_l F(\theta'_l) \right) \right) - 1. \quad (17)$$

In general, we have the following upper bound for  $f$ -divergences Dragomir (2000):

**Property 8** ( $f$ -divergence upper bound). *The  $f$ -divergence between two densities  $p$  and  $q$  with respect to  $\mu$  is upper bounded as follows:  $I_f(p : q) \leq \int (q(x) - p(x)) f' \left( \frac{q(x)}{p(x)} \right) d\mu(x)$ .*

*Proof.* Let us use the non-negative property of scalar Bregman divergences:

$$B_F(a : b) = F(a) - F(b) - (a - b)F'(b) \geq 0.$$

Let  $F(x) = f(x)$  (with  $F(1) = f(1) = 0$ ), and  $a = 1$  and  $b = \frac{q}{p}$ . It follows that

$$B_F\left(1 : \frac{q}{p}\right) = -f\left(\frac{q}{p}\right) - \left(1 - \frac{q}{p}\right) f'\left(\frac{q}{p}\right) \geq 0.$$

That is,

$$pf\left(\frac{q}{p}\right) \leq p\left(\frac{q}{p} - 1\right) f'\left(\frac{q}{p}\right).$$

Taking the integral over the support, we get

$$I_f(p : q) \leq \int (q - p) f'\left(\frac{q}{p}\right) d\mu.$$

□

For example, when  $f(u) = -\log u$  (with  $f'(u) = -\frac{1}{u}$ ), we recover the former upper bound:

$$\text{KL}(p : q) \leq \int (p - q) \frac{p}{q} d\mu = \int \frac{p^2}{q} d\mu - 1.$$

Notice that  $\int \frac{p^2}{q} d\mu - 1$  is a  $f$ -divergence for the generator  $f(u) = \frac{1}{u} - 1$ .

## D Square root of the symmetric $\alpha$ -Jensen-Shannon divergence

TV is bounded in  $[0, 1]$  which makes it difficult to appreciate the quality of the CROT upper bounds in general. We shall consider a different parametric distance  $D_\alpha$  that is upper bounded by an arbitrary bound:  $D_\alpha(p, q) \leq C_\alpha$ .

It is well known that the square root of the Jensen-Shannon divergence is a metric (Fuglede and Topsøe, 2004) satisfying the triangle inequality. In Nielsen (2010), a generalization of the Jensen-Shannon divergence was proposed, given by

$$\text{JS}_\alpha(p : q) := \frac{1}{2} \text{KL}(p : (pq)_\alpha) + \frac{1}{2} \text{KL}(q : (pq)_\alpha), \quad (18)$$

where  $(pq)_\alpha := (1 - \alpha)p + \alpha q$ .  $\text{JS}_\alpha$  unifies (twice) the Jensen-Shannon divergence (obtained when  $\alpha = \frac{1}{2}$ ) with the Jeffreys divergence ( $\alpha = 1$ ; Nielsen 2010). A nice property is that the skew  $K$ -divergence is upper bounded as follows:

$$\text{KL}(p : (pq)_\alpha) \leq \int p \log \frac{p}{(1 - \alpha)p} \leq -\log(1 - \alpha)$$

for  $\alpha \in (0, 1)$ , so that  $\text{JS}_\alpha[p : q] \leq -\frac{1}{2} \log(1 - \alpha) - \frac{1}{2} \log \alpha$  for  $\alpha \in (0, 1)$ .

Thus, we have the square root of the symmetrized  $\alpha$ -divergence that is upper bounded by

$$\sqrt{\text{JS}_\alpha(p : q)} \leq C_\alpha = \sqrt{-\frac{1}{2} \log(1 - \alpha) - \frac{1}{2} \log \alpha}.$$

However,  $\sqrt{\text{JS}_\alpha[p : q]}$  is not a metric in general (Österreicher and Vajda, 2003). Indeed, in the extreme case of  $\alpha = 1$ , it is known that any positive power of the Jeffreys divergence does not yield a metric.

Observe that  $\text{JS}_\alpha$  is a  $f$ -divergence since  $K_\alpha(p : q) := \text{KL}(p : (pq)_\alpha)$  is a  $f$ -divergence for the generator  $f(u) = -\log((1 - \alpha) + \alpha u)$ , and we have  $\text{KL}(q : (pq)_\alpha) = K_{1-\alpha}(q : p)$ . Since  $I_f(q : p) = I_{f \circ}(p : q)$  for  $g(u) = uf(1/u)$ , it follows that the  $f$ -generator  $f_{\text{JS}_\alpha}$  for the  $\text{JS}_\alpha$  divergence is:

Table 4: Square root of the Jensen-Shannon divergence between two 10-component GMMs estimated on PCA-processed images.

Data	$D$	$\tau$	$\sqrt{\text{JS}_{0.5}}$	CROT- $\sqrt{\text{JS}_{0.5}}$	Sinkhorn (10)	Sinkhorn (1)
MNIST	10	1	$0.25 \pm 0.11$	$0.36 \pm 0.17$	$0.37 \pm 0.17$	$0.94 \pm 0.05$
	10	0.1	$0.39 \pm 0.05$	$0.55 \pm 0.07$	$0.56 \pm 0.08$	$1.00 \pm 0.02$
	50	1	$0.51 \pm 0.11$	$0.54 \pm 0.12$	$0.56 \pm 0.13$	$0.93 \pm 0.04$
	50	0.1	$0.69 \pm 0.05$	$0.76 \pm 0.07$	$0.79 \pm 0.07$	$1.00 \pm 0.03$
Fashion MNIST	10	1	$0.33 \pm 0.15$	$0.31 \pm 0.13$	$0.33 \pm 0.14$	$0.96 \pm 0.04$
	10	0.1	$0.46 \pm 0.09$	$0.48 \pm 0.09$	$0.49 \pm 0.10$	$1.01 \pm 0.03$
	50	1	$0.60 \pm 0.12$	$0.57 \pm 0.14$	$0.59 \pm 0.15$	$1.03 \pm 0.04$
	50	0.1	$0.75 \pm 0.07$	$0.76 \pm 0.09$	$0.80 \pm 0.10$	$1.08 \pm 0.02$

$$f_{\text{JS}_\alpha}(u) = -\log((1-\alpha) + \alpha u) - \log\left(\alpha + \frac{1-\alpha}{u}\right). \quad (19)$$

Figure 4 and table 4 display the experimental results obtained for the  $\alpha$ -JS divergences. One can have similar observations with the TV results.

## E Visualization of the optimal transport assignment problem of CROT and MCOT distances

Figure 5 illustrates the principle of the CROT distance.

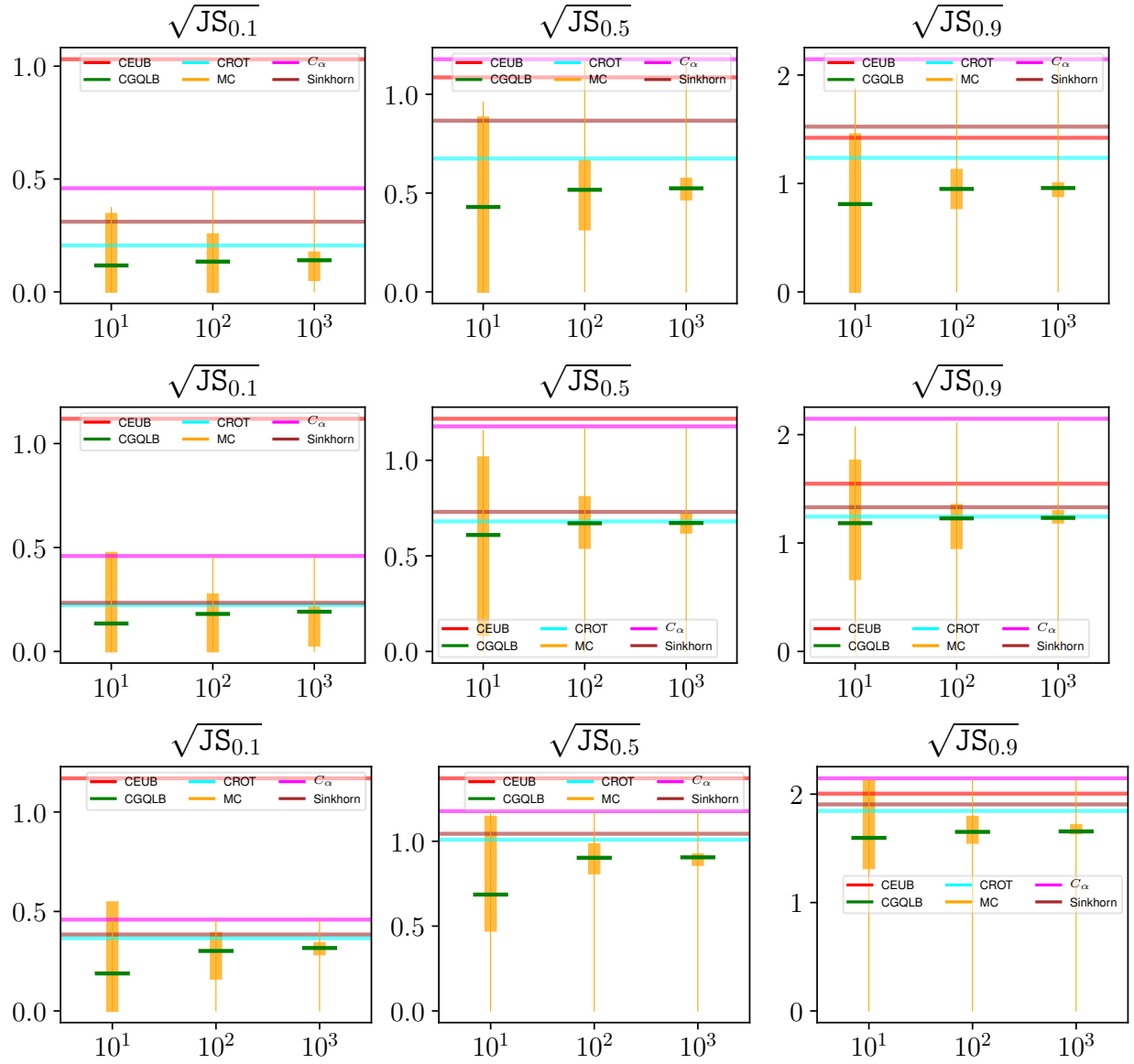


Figure 4: Performance of the CROT distance and the Sinkhorn CROT distance for upper bounding the square root of the  $\alpha$ -Jensen-Shannon distance between mixtures of (1) Gaussian, (2) Gamma, and (3) Rayleigh distributions.

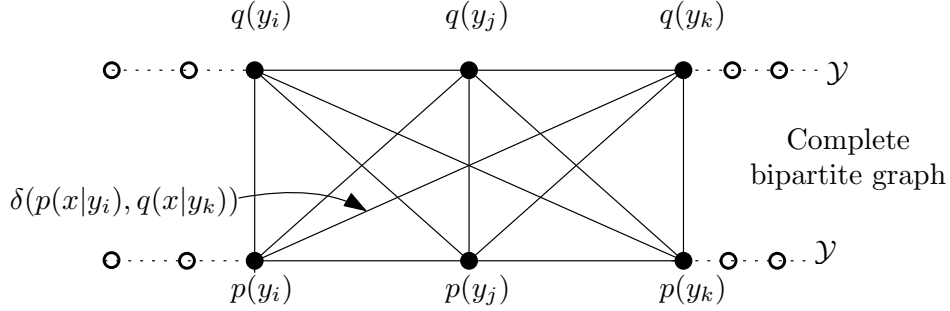


Figure 5: The CROT distance: Optimal matching of marginal densities w.r.t. a distance on conditional densities. We consider the complete bipartite graph with edges weighted by the distances  $D$  between the corresponding conditional densities defined at edge vertices.

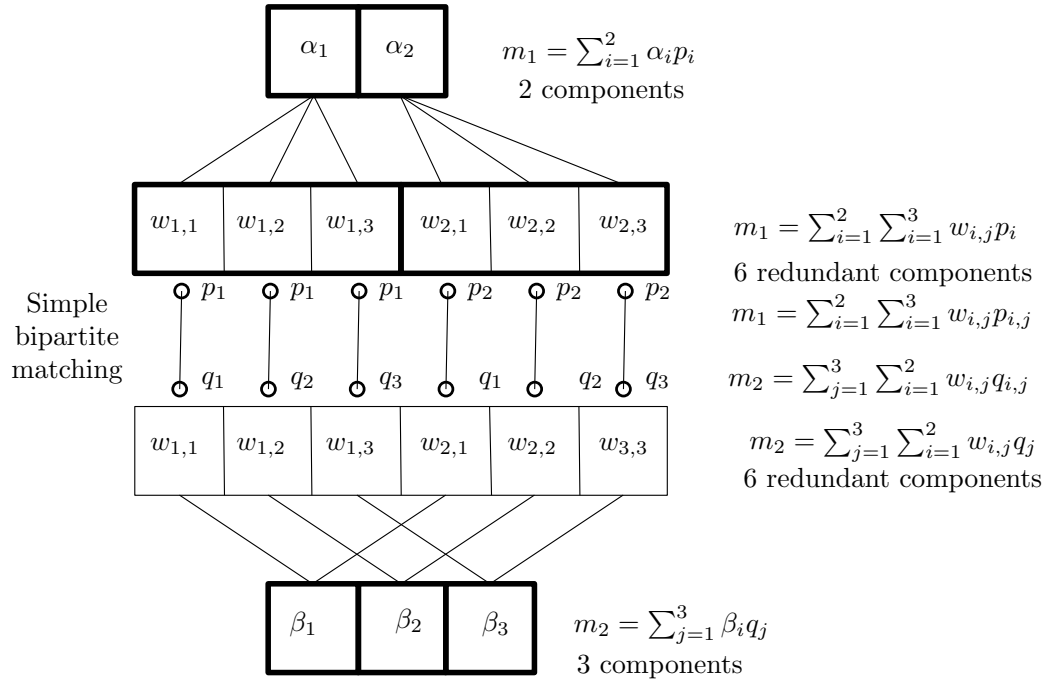


Figure 6: An interpretation of CROT by rewriting the mixtures  $m_1 = \sum_{i=1}^{k_1} \sum_{j=1}^{k_2} w_{i,j} p_{i,j}$  and  $m_2 = \sum_{i=1}^{k_1} \sum_{j=1}^{k_2} w_{i,j} q_{i,j}$  with  $p_{i,j} = p_i$  and  $q_{i,j} = q_j$  and using the joint convexity of the base distance  $D$ .