

Log-logarithmic Time Pruned Polar Coding on Binary Erasure Channels

Hsin-Po Wang and Iwan Duursma
University of Illinois at Urbana-Champaign
{hpwang2, duursma}@illinois.edu

Abstract—A pruned variant of polar coding is reinvented for all binary erasure channels. For small $\varepsilon > 0$, we construct codes with block length ε^{-5} , code rate Capacity $-\varepsilon$, error probability ε , and encoding and decoding time complexity $O(N \log |\log \varepsilon|)$ per block, equivalently $O(\log |\log \varepsilon|)$ per information bit (Propositions 5 to 8).

This result also follows if one applies systematic polar coding [Ari11] with simplified successive cancellation decoding [AYK11], and then analyzes the performance using [GX13] or [MHU16].

I. INTRODUCTION

IN THE theory of two-terminal error correcting codes, four of the most important parameters of block codes are block length N , code rate R , error probability P , and per-bit time complexity bC.

For instance, Shannon proves $(R, P) \rightarrow (\text{Capacity}, 0)$ by paying the price $N \rightarrow \infty$ and exponential bC. In the moderate deviations regime, $(N, R, P) \rightarrow (\infty, \text{Capacity}, 0)$ parametrically by paying exponential bC [AW10], [PV10], [AW14], [Ari15], [HT15]. LDPC codes and friends achieve acceptable (N, R, P, bC) -tuples for practical use, but N, P, bC are difficult to parameterize [KRU13]. RA codes and friends enjoy bounded bC but N, P do not parametrize [PSU04], [PS05].

Polar codes have all four parameters parameterized. For instance, Lemma 3 implies

$$(N, R, P, \text{bC}) \quad (1)$$

$$= (N, \text{Capacity} - N^{-1/5}, 2^{-N^{1/24}}, O(\log N)). \quad (2)$$

We provide a pruned variant of polar codes parametrized by

$$(N, R, P, \text{bC}) \quad (3)$$

$$= (N, \text{Capacity} - N^{-1/5}, N^{-1/5}, O(\log \log N)) \quad (4)$$

$$= (\varepsilon^{-5}, \text{Capacity} - \varepsilon, \varepsilon, O(\log |\log \varepsilon|)) \quad (5)$$

over arbitrary binary erasure channels. That is, the per-bit complexity is log-logarithmic in N , in P , and in Capacity $-R$. This justifies the title.

Section II introduces Arıkan’s idea of channel polarization and our generalization. Section III states and proves the main result. Section IV connects our work with others’.

II. PRELIMINARY

A. Channel polarization

Channel polarization [Ari09] is a method to synthesize some channels to form some extremely-unreliable channels and some extremely-reliable channels. The user then can transmit uncoded messages through extremely-reliable ones while transmitting predictable symbols through extremely-unreliable ones.

We summarize channel polarization as follows. Say we are going to communicate over this binary erasure channel

$$\underline{W}. \quad (6)$$

We have two magic devices

$$\begin{array}{|c|} \hline \diagup \\ \hline \end{array} \quad (7)$$

and

$$\begin{array}{|c|} \hline \otimes \\ \hline \end{array} \quad (8)$$

such that if we wire two i.i.d. instances of W as follows

$$\begin{array}{c} A \\ \downarrow \\ \begin{array}{|c|} \hline \diagup \\ \hline \end{array} \\ \downarrow \\ C \end{array} \begin{array}{c} W \\ \hline \\ W \\ \hline \end{array} \begin{array}{c} \begin{array}{|c|} \hline \otimes \\ \hline \end{array} \\ \downarrow \\ B \\ \downarrow \\ D \end{array} \quad (9)$$

then pin A to pin B forms a less reliable synthetic channel W^b , while pin C to pin D forms a more reliable synthetic channel $W^\#$. Graphically, Formula (9) is equivalent to

$$\frac{W^b}{W^\#}. \quad (10)$$

Formula (9) being the base step, the next step is to duplicate Formula (9) and wire them as

$$\begin{array}{c} \begin{array}{|c|} \hline \diagup \\ \hline \end{array} \\ \downarrow \\ \begin{array}{|c|} \hline \diagup \\ \hline \end{array} \\ \downarrow \\ \begin{array}{|c|} \hline \diagup \\ \hline \end{array} \\ \downarrow \\ \begin{array}{|c|} \hline \diagup \\ \hline \end{array} \end{array} \begin{array}{c} W \\ \hline \\ W \\ \hline \\ W \\ \hline \\ W \\ \hline \end{array} \begin{array}{c} \begin{array}{|c|} \hline \otimes \\ \hline \end{array} \\ \downarrow \\ \begin{array}{|c|} \hline \otimes \\ \hline \end{array} \\ \downarrow \\ \begin{array}{|c|} \hline \otimes \\ \hline \end{array} \\ \downarrow \\ \begin{array}{|c|} \hline \otimes \\ \hline \end{array} \end{array} \quad (11)$$

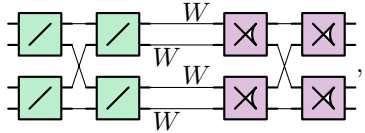
which is equivalent to four synthetic channels as

$$\frac{W^b}{\frac{W^\#}{W^b}} \quad (12)$$


or simply

$$\frac{W^b}{\frac{W^b}{W^\#}}. \quad (13)$$

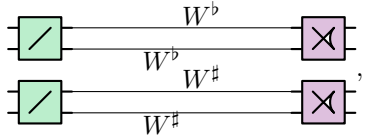
Further wire Formula (11) as



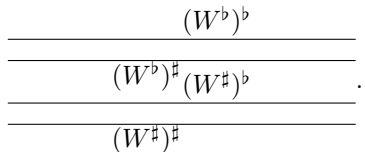
which is equivalent to



to

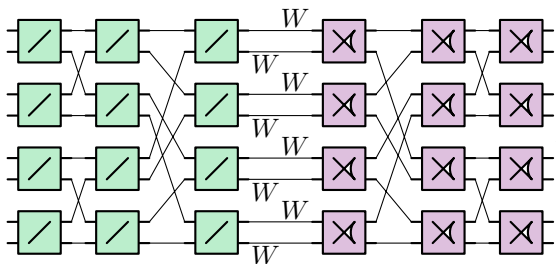


and to

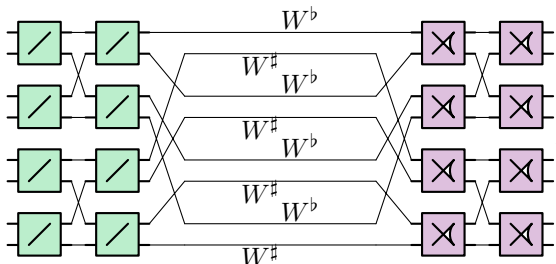


Here $(W^b)^b$ is a synthetic channel less reliable than W^b ; synthetic channel $(W^b)^\#$ is more reliable than W^b ; synthetic channel $(W^\#)^b$ is less reliable than $W^\#$; and synthetic channel $(W^\#)^\#$ is more reliable than $W^\#$.


After Formula (14), the next, larger construction is two copies of Formula (14) plus four more pairs of magic devices




It is equivalent to



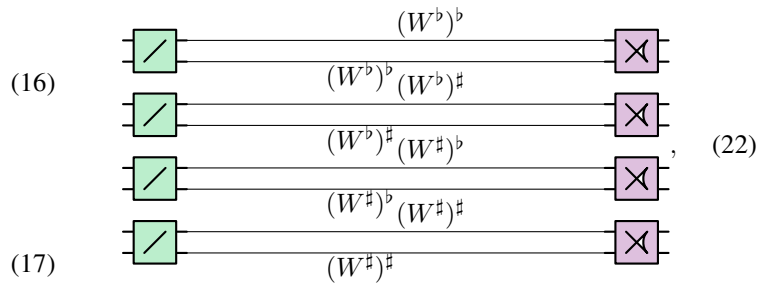
to




to



to



and finally to




Here $((W^b)^b)^b$ is a synthetic channel less reliable than $(W^b)^b$; etc.

After Formula (18), the next, larger construction is going to be two copies of Formula (18) plus one extra layer of magic devices.


The game goes on endlessly. Arıkan then observes that synthetic channels generated in this way tend to be either extremely reliable or extremely unreliable. That is so say, they *polarize*.

B. Channel polarization in Tree Notation

Draw

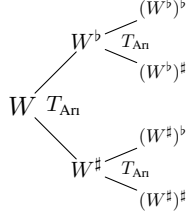


to capture the fact that Formula (9)



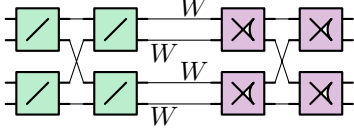
transforms two instances of W into a W^b and a $W^\#$.

Similarly, draw



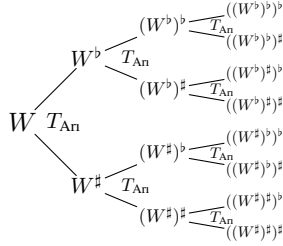
(25)

to capture the fact that Formula (14)



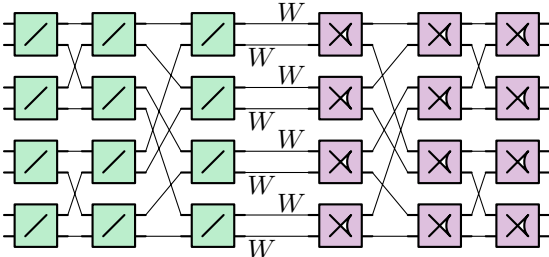
transforms four instances of W into two pairs of W^b and $W^#$. Two W^b are then transformed into a $(W^b)^b$ and a $(W^b)^#$; two $W^#$ are then transformed into a $(W^#)^b$ and a $(W^#)^#$.

Similarly, draw



(26)

to capture Formula (18)



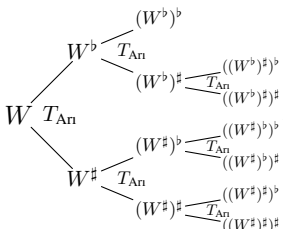
That is, eight instances of W are transformed into four pairs of $W^b, W^#$, into two quadruples of $(W^b)^b, (W^b)^#, (W^#)^b, (W^#)^#$, and finally into $((W^b)^b)^b, ((W^b)^b)^#, ((W^b)^#)^b, ((W^b)^#)^#, ((W^#)^b)^b, ((W^#)^b)^#, ((W^#)^#)^b, ((W^#)^#)^#$.

It is not hard to imagine that the next construction will transform sixteen instances of W into “some intermediate things”, and finally into $((((W^b)^b)^b)^b)$ to $((((W^#)^#)^#)^#)$.

C. Generalize to Unbalanced Tree Notation

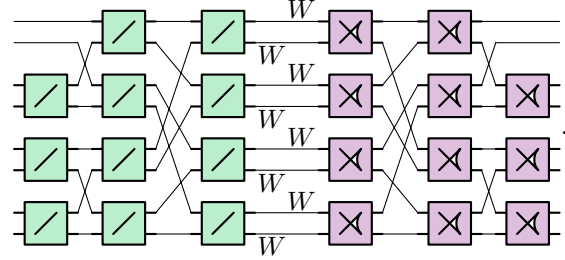
The generalization comes in two perspectives, each motivated by an attempt to optimize polar coding.

First perspective: in a tree like Formula (26) or a larger tree, it could be the case that some synthetic channel, say $(W^b)^b$, is so bad that applying further transformations sounds useless. If so, we may remove children of $(W^b)^b$ to get



(27)

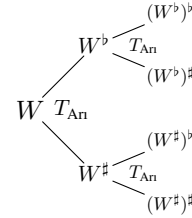
which translates into the circuit



(28)

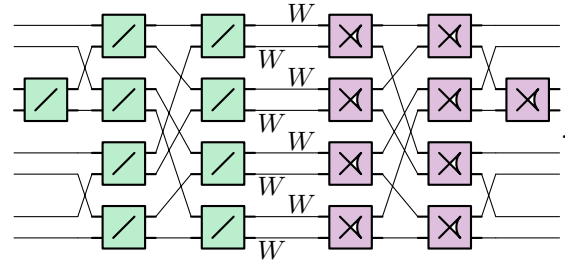
That is, eight instances of W are transformed into four pairs of $W^b, W^#$, into two quadruples of $(W^b)^b, (W^b)^#, (W^#)^b, (W^#)^#$. And then, notice the difference, while keeping two $(W^b)^b$, the other six are transformed into $((W^b)^#)^b, ((W^b)^#)^#, ((W^#)^b)^b, ((W^#)^b)^#, ((W^#)^#)^b, ((W^#)^#)^#$.

Second perspective: in a tree like Formula (25), it could be that some synthetic channel, say $(W^b)^#$, might not be polarized enough, i.e. it is neither extremely good nor extremely bad. thus we further polarize it by applying an additional T_{An} as follows:



(29)

which translates into the circuit



(30)

That is, eight instances of W are transformed into four pairs of $W^b, W^#$, into two quadruples of $(W^b)^b, (W^b)^#, (W^#)^b, (W^#)^#$, and, notice another difference, only the two $(W^b)^#$ are transformed into $((W^b)^#)^b, ((W^b)^#)^#$.

In general, any rooted, full (each vertex has either zero or two children) binary tree of channels translates into a circuit of magic devices that transforms copies of the root channel to (copies of) leaf channels. See Appendix B for more examples.

Denote by \mathcal{T} a tree of channels with root channel W . The number of root channels that \mathcal{T} consumes is $2^{\text{depth}(\mathcal{T})}$. The number of copies of a leaf channel w that \mathcal{T} synthesizes is $2^{\text{depth}(\mathcal{T}) - \text{depth}(w)}$. (Convention: the root has depth 0; the depth of a tree is the depth of the deepest leaf; and the tree with only one vertex has depth 0.)

D. Bhattacharyya Parameter and Processes

The *Bhattacharyya parameter* $Z(W)$ of a channel W measures the unreliability, the badness, of the channel. For binary erasure channels, $Z(W)$ coincides with the erasure probability of W . The Shannon capacity $I(W)$ of W coincides with the complement $1 - Z(W)$.

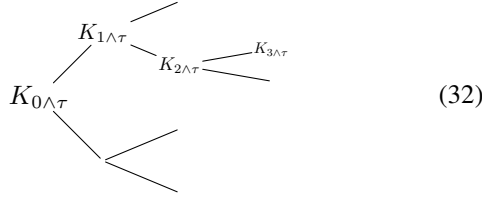
Recall the processes K_i , Z_i , and I_i as defined in [Ari09, Section IV, third paragraph]. We now define their generalizations.

Given a channel tree \mathcal{T} with root channel W , define three discrete-time stochastic processes $K_{i\wedge\tau}$, $Z_{i\wedge\tau}$, $I_{i\wedge\tau}$ and a stopping time τ as follows: Start from the root channel $K_{0\wedge\tau} := W$. For any $i \geq 0$, if $K_{i\wedge\tau}$ is a leaf, let $K_{i+1\wedge\tau}$ be $K_{i\wedge\tau}$. If, otherwise, $K_{i\wedge\tau}$ has two children, choose either child with equal probability as $K_{i+1\wedge\tau}$. Let $Z_{i\wedge\tau}$ be $Z(K_{i\wedge\tau})$. Let $I_{i\wedge\tau}$ be $I(K_{i\wedge\tau})$. Let K_τ, Z_τ, I_τ be the limits. Let τ be $\text{depth}(K_\tau)$.

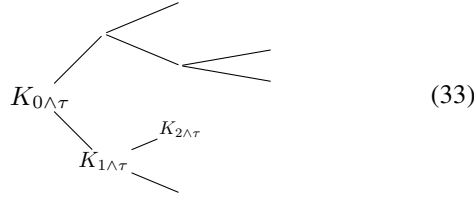
By [Ari09, Proposition 8], I_i is a martingale. Hence $I_{i\wedge\tau}$ is martingale by [Dur10, Theorem 5.2.6]. Since W is an erasure channel, $Z_{i\wedge\tau} = 1 - I_{i\wedge\tau}$ is martingale as well. A charming consequence by [Dur10, Theorem 5.4.1] is

$$I(W) = I_0 = \mathbb{E}[I_\tau]. \quad (31)$$

For a tree \mathcal{T} as in Formula (29), a possible instance of the process is



with $K_{3\wedge\tau} = K_{4\wedge\tau} = K_{5\wedge\tau} = \dots = K_\tau$ and $\tau = 3$. The probability measure of this path is $1/8$. For another instance



with $K_{2\wedge\tau} = K_{3\wedge\tau} = K_{4\wedge\tau} = \dots = K_\tau$ and $\tau = 2$, the probability measure is $1/4$.

E. Construct Codes and Communicate

In a given tree \mathcal{T} , non-leaf vertices represent channels that are consumed to obtain their children. They are not available to users. Leaves of \mathcal{T} , however, represent channels that are available to users.

A person who wants to send messages can (a) choose a subset \mathcal{A} of leaves, (b) transmit uncoded messages through leaf channels in \mathcal{A} , and (c) transmit predictable symbols through the remaining leaf channels.

This tree-leaves pair $(\mathcal{T}, \mathcal{A})$ determines a block code. A block code has block length N , code rate R , error probability P , and time complexity. The following is how to read-off these parameters from the pair $(\mathcal{T}, \mathcal{A})$.

The *block length* N of \mathcal{T} is the number of instances of W in the circuit.

$$N := 2^{\text{depth}(\mathcal{T})}. \quad (34)$$

The *code rate* R of $(\mathcal{T}, \mathcal{A})$ is the number of instances of synthetic channels generated by the circuit that are included

in \mathcal{A} , divided by the number of root channels the circuit consumes. It is also the probability of K_τ ending up in \mathcal{A} .

$$R := \mathbb{P}\{K_\tau \in \mathcal{A}\}. \quad (35)$$

The *error probability* P of $(\mathcal{T}, \mathcal{A})$ is the probability that any leaf channel in \mathcal{A} fails to transmit the message. For the usual polar codes, this quantity is less than the weighted sum given in [Ari09, Proposition 2].

$$P \leq \sum_{w \in \mathcal{A}} N \mathbb{P}\{K_\tau = w\} Z(w). \quad (36)$$

This is still true in our case, proof omitted.

The *per-block time complexity* is the time the circuit generated by \mathcal{T} takes to execute. It is bounded from above by the number of magic devices multiplied by the time each magic device spends. (No parallelism allowed).

The reader can find in Appendix C how magic devices work, verification omitted. The construction suggests that each magic device spends constant time. With the help of Appendix B, the reader can also find that the total number of magic devices in the circuit is

$$N \mathbb{E}[\tau]. \quad (37)$$

(Hint: double-count the number of devices each wire passes.) Thus the per-block time complexity is proportional to

$$N \mathbb{E}[\tau]. \quad (38)$$

The *per-bit time complexity* is the amortized time each information bit should pay. Unless the rate vanishes, it is proportional to

$$\mathbb{E}[\tau]. \quad (39)$$

F. Grow a Tree

We have shown how to estimate the performance of a block code $(\mathcal{T}, \mathcal{A})$ if \mathcal{T} and \mathcal{A} are explicitly given. Now we demonstrate how to grow a good tree of prescribed depth n .

Begin with W as the only vertex of a new rooted tree. Let $Y(w)$ be $\min\{Z(w), 1 - Z(w)\}$ in the following framed rule:

Apply T_{An} to w if and only if $\text{depth}(w) < n$ and $Y(w) > \varepsilon 2^{-n}$.

(40)

The rule says: for each leaf w , if the criteria $\text{depth}(w) < n$ and $Y(w) > \varepsilon 2^{-n}$ are met, apply T_{An} to w to obtain w^b and w^\sharp (just like Formula (9) and (24)); and then append w^b and w^\sharp as children of w . If, otherwise, either criterion is not met, leave w as a leaf.

This is a possible execution of the rule with $Z(W) = .5$, $n = 3$, and $\varepsilon = .5$. Start with W and write down $Z(W)$

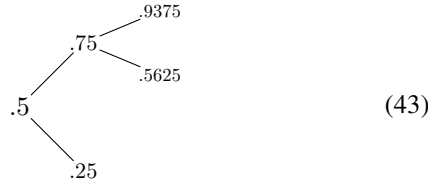
$$.5. \quad (41)$$

Both $.5$ and $1 - .5$ are larger than $.5 \cdot 2^{-3}$, so we append $1 - (1 - .5)^2$ and $.5^2$



$$(42)$$

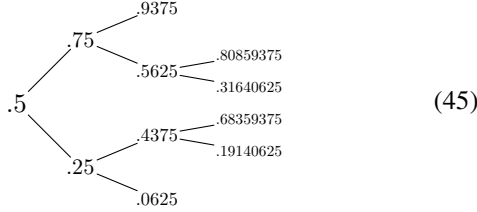
Both .75 and $1 - .75$ are larger than $.5 \cdot 2^{-3}$, so we append $1 - (1 - .75)^2$ and $.75^2$



Both .25 and $1 - .25$ are larger than $.5 \cdot 2^{-3}$, so we append $1 - (1 - .25)^2$ and $.25^2$



Among the four newcomers, the second and the third are such that $Y(w) > .5 \cdot 2^{-3}$, so we grow them further



Now we reach depth $n = 3$; terminate. See Appendix D for another visualization.

Having \mathcal{T} , we declare \mathcal{A} by

$$\boxed{w \in \mathcal{A} \text{ if and only if } w \text{ is a leaf and } Z(w) \leq \varepsilon 2^{-n}.} \quad (46)$$

We show in the coming section how $(\mathcal{T}, \mathcal{A})$ performs.

III. MAIN RESULT

The following lemma is inspiring.

Lemma 1. [GX13, Theorem 1] *There exists $\mu > 0$ such that*

$$\mathbb{P} \left\{ Z_i \leq 2^{-2^{.49i}} \right\} \geq I(W) - O(2^{-i/\mu}). \quad (47)$$

The following lemma generalizes the idea.

Lemma 2. [MHU16, Theorem 3 and Formula (56)] *For $\mu = 3.627$ and γ such that $1/(1 + \mu) < \gamma < 1$,*

$$\mathbb{P} \left\{ Z_i \leq 2^{-2^{i \gamma h_2^{-1}((\gamma \mu + \gamma - 1)/\gamma \mu)}} \right\} \geq I(W) - O(2^{-i(1-\gamma)/\mu}). \quad (48)$$

Here h_2^{-1} is the inverse function of the binary entropy function. This lemma almost suffices for the choice of constants in this work. A stronger version of the lemma is in our previous work.

Lemma 3. [WD18, Theorem 6] *If for $\pi \in [0, 1]$,*

$$\frac{1 - \pi}{\mu' - \mu\pi} + h_2 \left(\frac{\beta' \mu'}{\mu' - \mu\pi} \right) < 1, \quad (49)$$

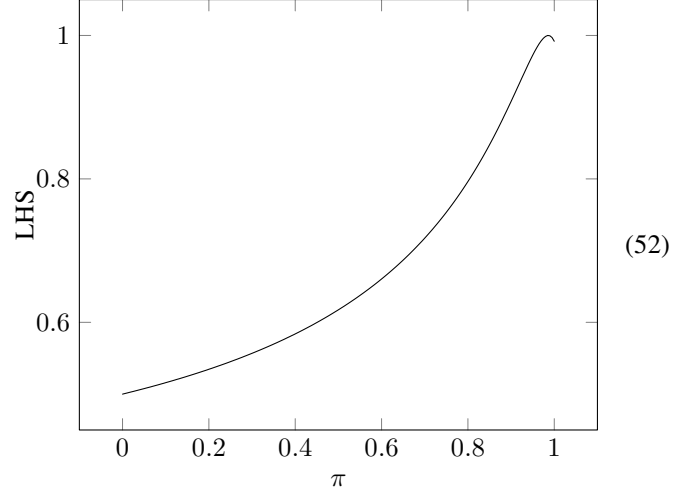
then

$$\mathbb{P} \left\{ Z_i \leq 2^{-2^{i\beta'}} \right\} \geq I(W) - O(2^{-i/\mu'}). \quad (50)$$

For $\mu = 3.627$ given by [FV14] and $(\mu', \beta') = (4, 1/24)$ chosen by us, Formula (49) becomes

$$\frac{4}{4 - 3.627\pi} + h_2 \left(\frac{1/6}{4 - 3.627\pi} \right) < 1, \quad (51)$$

which holds for all $\pi \in [0, 1]$, as shown below.



Thus Formula (50) becomes

$$\mathbb{P} \left\{ Z_i \leq 2^{-2^{i/24}} \right\} \geq I(W) - O(2^{-i/4}). \quad (53)$$

Since we are on erasure channels, the “flipped version”

$$\mathbb{P} \left\{ I_i \leq 2^{-2^{i/24}} \right\} \geq Z(W) - O(2^{-i/4}) \quad (54)$$

also holds.

We are now ready to state and prove the main theorem of this work. Recall that $Y(w) := \min\{Z(w), 1 - Z(w)\}$. Let Y_i be $\min\{Z_i, 1 - Z_i\}$.

Theorem 4. *Given W and ε . Assign $n := -5 \log_2 \varepsilon$. The framed rule*

$$\boxed{\text{Apply } T_{Ari} \text{ to } w \text{ if and only if } \text{depth}(w) < n \text{ and } Y(w) > \varepsilon 2^{-n}.} \quad (55)$$

generates a circuit with $O(N \log |\log \varepsilon|)$ uses of magic devices.

Proof: Formulae (53) and (54) give the trichotomy and the corresponding probabilities:

$$\begin{cases} 0 \leq Z_i \leq 2^{-2^{i/24}} & \text{w.p. } I(W) - O(2^{-i/4}); \\ 2^{-2^{i/24}} < Z_i < 1 - 2^{-2^{i/24}} & \text{w.p. } O(2^{-i/4}); \\ 1 - 2^{-2^{i/24}} \leq Z_i \leq 1 & \text{w.p. } Z(W) - O(2^{-i/4}). \end{cases} \quad (56)$$

Here “w.p.” reads “with probability”. In terms of Y_i , the second line becomes

$$\mathbb{P} \left\{ Y_i > 2^{-2^{i/24}} \right\} = O(2^{-i/4}). \quad (57)$$

Let τ be the stopping time

$$\tau := \min \left(\{i \text{ such that } Y_i \leq \varepsilon 2^{-n}\} \cup \{n\} \right). \quad (58)$$

Then

$$\{\tau > i\} \subset \{Y_i > \varepsilon 2^{-n}\} \quad (59)$$

$$= \{Y_i > \varepsilon^6\} \quad (60)$$

$$\subset \{Y_i > 2^{-2^{i/24}} \text{ or } 2^{-2^{i/24}} > \varepsilon^6\} \quad (61)$$

$$\subset \{Y_i > 2^{-2^{i/24}} \text{ or } i < O(\log|\log \varepsilon|)\}. \quad (62)$$

The last line breaks into two cases: (a) when i is large, i.e., when the second disjunct is false, the first disjunct must happen so Formula (57) applies; (b) when i is small, we expect no synthetic channel to be polarized so we apply the worst, yet educated bound, 1. That is,

$$\mathbb{P}\{\tau > i\} \leq \begin{cases} O(2^{-i/4}) & \text{when } i > O(\log|\log \varepsilon|); \\ 1 & \text{otherwise.} \end{cases} \quad (63)$$

Therefore, we obtain an estimate by [Dur10, Lemma 2.2.8]

$$\mathbb{E}[\tau] = \sum_{i=0}^{\infty} \mathbb{P}\{\tau > i\} = O(\log|\log \varepsilon|). \quad (64)$$

Now generate a channel tree \mathcal{T} with root W by the framed rule. The criteria in the rule coincide with the stopping time τ in Formula (58). Thus τ coincides with $\text{depth}(K_\tau)$, and the number of magic devices is bounded by

$$N\mathbb{E}[\tau] = O(N \log|\log \varepsilon|). \quad (65)$$

Proposition 5. *The tree \mathcal{T} defined above possesses block length $N = 2^n = \varepsilon^{-5}$.*

Proof: By the fact that the framed rule stops applying T_{An} at depth n . ■

Proposition 6. *The tree \mathcal{T} defined above possesses per-bit time complexity $O(\log|\log \varepsilon|)$.*

Proof: By Formula (65) and the discussion that leads to Formula (39). ■

Proposition 7. *Given \mathcal{T} defined above, define \mathcal{A} by*

$$\boxed{w \in \mathcal{A} \text{ if and only if } w \text{ is a leaf and } Z(w) \leq \varepsilon 2^{-n}.} \quad (66)$$

Then $(\mathcal{T}, \mathcal{A})$ possesses block error probability ε .

Proof: Compute the error probability

$$P \leq \sum_{w \in \mathcal{A}} N \mathbb{P}\{K_\tau = w\} Z(w) \quad (67)$$

$$\leq \sum_{w \in \mathcal{A}} N \mathbb{P}\{K_\tau = w\} \varepsilon 2^{-n} \quad (68)$$

$$= NR\varepsilon 2^{-n} \quad (69)$$

$$= R\varepsilon \quad (70)$$

$$\leq \varepsilon. \quad (71)$$

Proposition 8. *The pair $(\mathcal{T}, \mathcal{A})$ defined above possesses code rate $I(W) - \varepsilon$.*

Proof: The sample space is partitioned into the following three events:

$$S := \{0 \leq Z_\tau \leq \varepsilon 2^{-n}\}; \quad (72)$$

$$M := \{\varepsilon 2^{-n} < Z_i < 1 - \varepsilon 2^{-n} \text{ for all } i \leq n\}; \quad (73)$$

$$L := \{1 - \varepsilon 2^{-n} \leq Z_\tau \leq 1\}. \quad (74)$$

Recall $n := -5 \log_2 \varepsilon$. The second event is

$$M = \{Y_i > \varepsilon 2^{-n} \text{ for all } i \leq n\} \quad (75)$$

$$\subset \{Y_n > \varepsilon 2^{-n}\} \quad (76)$$

$$= \{Y_n > 2^{-6/5n}\} \quad (77)$$

$$\subset \{Y_n > 2^{-2^{n/24}} \text{ or } 2^{-2^{n/24}} > 2^{-6n/5}\} \quad (78)$$

$$\subset \{Y_n > 2^{-2^{n/24}} \text{ or } n < O(\log n)\}. \quad (79)$$

For ε small enough (n large enough), the case $n < O(\log n)$ does not happen. Thus whether $Y_n > 2^{-2^{n/24}}$ happens dominates M . By Formula (57),

$$\mathbb{P}(M) \leq O(2^{-n/4}). \quad (80)$$

Rewrite the capacity; here $\mathbb{I}(\bullet)$ is the indicator function:

$$I(W) = \mathbb{E}[I_\tau] \quad (81)$$

$$= \mathbb{E}[I_\tau \mathbb{I}(S)] + \mathbb{E}[I_\tau \mathbb{I}(M)] + \mathbb{E}[I_\tau \mathbb{I}(L)] \quad (82)$$

$$= \mathbb{E}[I_\tau \mathbb{I}(S)] + \mathbb{E}[I_\tau \mathbb{I}(M)] + \mathbb{E}[(1 - Z_\tau) \mathbb{I}(L)] \quad (83)$$

$$\leq \mathbb{E}[\mathbb{I}(S)] + \mathbb{E}[\mathbb{I}(M)] + \varepsilon 2^{-n} \mathbb{E}[\mathbb{I}(L)] \quad (84)$$

$$= \mathbb{P}(S) + \mathbb{P}(M) + \varepsilon 2^{-n} \mathbb{P}(L) \quad (85)$$

$$\leq \mathbb{P}(S) + O(2^{-n/4}) + \varepsilon 2^{-n}. \quad (86)$$

Use it to compute the code rate:

$$R = \mathbb{P}\{K_\tau \in \mathcal{A}\} \quad (87)$$

$$= \mathbb{P}(S) \quad (88)$$

$$\geq I(W) - O(2^{-n/4}) - \varepsilon 2^{-n} \quad (89)$$

$$= I(W) - O(\varepsilon^{5/4}) - \varepsilon^6 \quad (90)$$

$$\geq I(W) - \varepsilon \quad (91)$$

for ε small enough (n large enough). ■

Combining Proposition 5, 6, 7, and 8, we certify that the constructed code $(\mathcal{T}, \mathcal{A})$ satisfies the properties claimed in the abstract.

IV. CONNECTION TO OTHER WORKS

A. In Terms of Deleting Vertices

[AYK11] introduces the so-called ‘‘simplified successive cancellation’’ decoder, working as below: During the construction of polar codes, some synthetic channel, for instance $(W^b)^b$, may find that all its descendants are frozen (potentially because $(W^b)^b$ is too bad). In such case, it is unnecessary to establish the part of en-decoder circuit that corresponds to its children.

Readers may find that the paragraph above coincides with the philosophy of Formula (27) and (28).

[AYK11] then calls the synthetic channel $(W^b)^b$ a ‘‘rate-zero node’’. Similarly, a ‘‘rate-one node’’ is a synthetic channel that is so good, all of its descendants being utilized. In such case,

[AYK11] argues that it could save some time by shortcutting the classical successive cancellation decoder of Arikan.

That said, [AYK11] does not realize that by not applying T_{An} in the first place it could have saved more, ultimately reducing the per-bit time complexity from $\log N$ to $\log \log N$. Frankly speaking, [AYK11] is aiming for general channels while our result applies only to erasure channels.

[ZZW⁺15] does similar things to polar codes with other kernels. [ZZP⁺14] does similar things, but is based on belief propagation.

B. In Terms of Adding Vertices

[EKMF⁺15], [EKMF⁺17] introduce the so called “relaxed polarization”. [WLZZ15] introduces the so-called “selective polarization”. They suggest that when some synthetic channel, say $(W^b)^\sharp$, is not perfectly polarized, it should be further polarized by concatenating with an outer polar code.

Readers may find that the paragraph above coincides with the philosophy of Formula (29) and (30).

[EEctB17] is another attempt, which they called “code augmentation”, to protect unpolarized channels by appending polar codes to them.

[WYY18], [WYXY18] do very similar things which they called “information-coupling”. The idea is: some information bit might not be well-protected by the synthetic channel, say $(W^b)^\sharp$, that it goes through. For the sake of reliability, send the same bit again through the same synthetic channel, $(W^b)^\sharp$, in the very next block. Doing so merges two consecutive blocks into one big block.

C. In Terms of Special Treatment

Recall the recursive definition

$$Z_{i+1} = \begin{cases} 1 - (1 - Z_i)^2 & \text{w.p. } 1/2 \text{ (head);} \\ Z_i^2 & \text{w.p. } 1/2 \text{ (tail).} \end{cases} \quad (92)$$

Assume for some $m \in [2n/5, n]$,

$$\varepsilon 2^{-n} < Z_m < \varepsilon 2^{m-7n/5}. \quad (93)$$

It is clear that although this synthetic channel is quite good, it is not good enough to become a leaf. What can we say about its descendants?

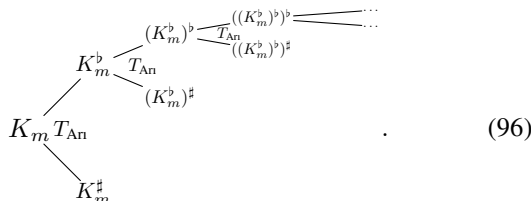
Since $Z_{m+i+1} < 2Z_{m+i}$, it turns out

$$Z_{m+i} < 2^i Z_m < \varepsilon 2^{i+m-7n/5} < \varepsilon 2^{-2n/5} \quad (94)$$

for all $i < n - m$. Thus if tail ever happens, say at time $m + i + 1$, then

$$Z_{m+i+1} = Z_{m+i}^2 < \varepsilon^2 2^{-4n/5} = \varepsilon 2^{-n}, \quad (95)$$

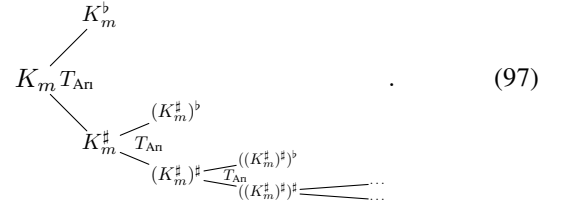
which means a leaf. That is, the subtree rooted at K_m is such that every down-child becomes a leaf, and every up-child has children, till depth n . Visually,



The upper-child at depth n is then frozen while all other leaves are utilized.

[SG13] recognizes that this subtree generates a single-parity-check subcode, which can be decoded more efficiently than the magic devices do.

Similarly, a Z_m that is close enough to the top threshold $1 - \varepsilon 2^{-n}$ generates a subtree that mainly “grows downward” and every leaf except the very bottom one is frozen. Visually,



This either induces a trivial code (if the very bottom leaf is frozen) or a repetition code (if the very bottom leaf is utilized) and, again, can be efficiently decoded.

The simulation by [SG13], and subsequently by [SGV⁺14], suggests that this *ad hoc* treatment accelerates the real world performance. For our purpose, however, special treatment makes it difficult to bound the complexity as they are special.

D. In Terms of Systematic Coding

[Ari11] suggests systematic polar coding, where the receiver is not interested in \hat{u} but wants to recover x from y .

One consequence is that, if the two right pins of the magic device

(98)

correspond to two frozen channels, then this device can be dropped without affecting the overall decoding ability of the circuit. Similarly, if the two right pins correspond to two utilized channels, it could also be dropped.

The argument above gives another reason (or perspective) why the tree should be pruned. One may keep dropping magic devices (keep pruning the tree) till it stabilizes. It is easy to see that a device remains if and only if some of its children are frozen and some are utilized. Then it is not hard to estimate the number of remaining devices.

Our intuition suggests that the number of remaining devices is

$$O\left(N \log \left\lceil \log \frac{\varepsilon}{N} \right\rceil\right) \quad (99)$$

where ε is the threshold of a channel being utilized (which is $\varepsilon 2^{-n}$ in our construction). When N is polynomial in ε , this reassures our result. This is the strategy we refer to in the second paragraph of the abstract.

V. FUTURE WORKS

For more general binary channels such as BSC or BI-AWGN, Formula (54) is no longer true. Consequently a large portion of estimation done in this work does not apply. Potentially one can mimic [MHU16, Appendix A] to control $I(W) - R$.

From studies of random codes, $I(W) - R$ is polynomial in N while P is exponential in N . Thus it seems improper to

parametrize $I(W) - R$ and P with a single variable ε . It would be interesting if one could come up with a description of more general tradeoffs among N , R , P , and time complexity.

VI. CONCLUDING REMARKS

We propose a pruned variant of polar coding where the channel tree is pruned by closely looking at the Bhattacharyya parameters. Then we prove that the per-bit complexity is log-logarithmic in block length, in gap to capacity and in error probability.

This idea turns out to coincide with some existing works mentioned in Section IV. They found that doing this type of simplification reduces the empirical execution time significantly. But we could not find any statement about the log-logarithmic asymptote. (Arikan mentions time complexity $O(N \log N)$ in [Ari16, Section VII-C, last paragraph].)

Although the log-logarithmic asymptote is not record-breaking as other constructions with bounded per-bit complexity exist [PSU04], [PS05], our construction controls the block length while other works do not.

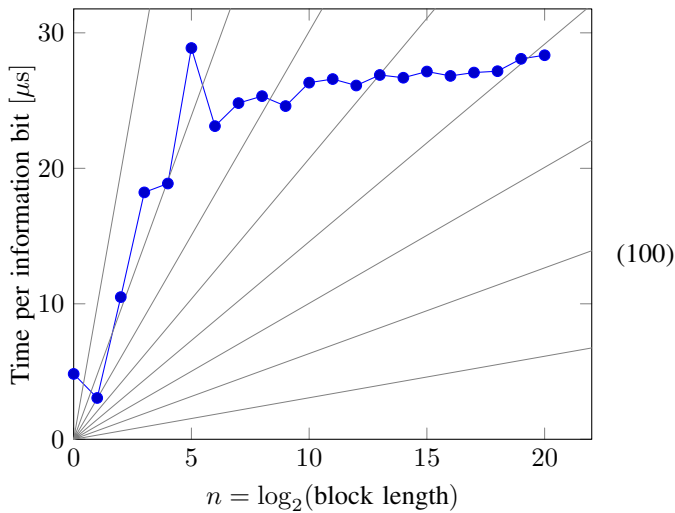
REFERENCES

- [Ari09] E. Arikan. Channel polarization: A method for constructing capacity-achieving codes for symmetric binary-input memoryless channels. *IEEE Transactions on Information Theory*, 55(7):3051–3073, July 2009.
- [Ari11] E. Arikan. Systematic polar coding. *IEEE Communications Letters*, 15(8):860–862, August 2011.
- [Ari15] E. Arikan. A packing lemma for polar codes. In *2015 IEEE International Symposium on Information Theory (ISIT)*, pages 2441–2445, June 2015.
- [Ari16] E. Arikan. On the origin of polar coding. *IEEE Journal on Selected Areas in Communications*, 34(2):209–223, Feb 2016.
- [AW10] Y. Altuğ and A. B. Wagner. Moderate deviation analysis of channel coding: Discrete memoryless case. In *2010 IEEE International Symposium on Information Theory*, pages 265–269, June 2010.
- [AW14] Y. Altuğ and A. B. Wagner. Moderate deviations in channel coding. *IEEE Transactions on Information Theory*, 60(8):4417–4426, Aug 2014.
- [AYK11] A. Alamdar-Yazdi and F. R. Kschischang. A simplified successive-cancellation decoder for polar codes. *IEEE Communications Letters*, 15(12):1378–1380, December 2011.
- [Dur10] Rick Durrett. *Probability: Theory and Examples*. Cambridge University Press, New York, NY, USA, 4th edition, 2010.
- [EEctB17] A. Elkelesh, M. Ebada, S. Cammerer, and S. t. Brink. Flexible length polar codes through graph based augmentation. In *SCC 2017; 11th International ITG Conference on Systems, Communications and Coding*, pages 1–6, Feb 2017.
- [EKMF⁺15] M. El-Khomy, H. Mahdaviifar, G. Feygin, J. Lee, and I. Kang. Relaxed channel polarization for reduced complexity polar coding. In *2015 IEEE Wireless Communications and Networking Conference (WCNC)*, pages 207–212, March 2015.
- [EKMF⁺17] M. El-Khomy, H. Mahdaviifar, G. Feygin, J. Lee, and I. Kang. Relaxed polar codes. *IEEE Transactions on Information Theory*, 63(4):1986–2000, April 2017.
- [FV14] A. Fazeli and A. Vardy. On the scaling exponent of binary polarization kernels. In *2014 52nd Annual Allerton Conference on Communication, Control, and Computing (Allerton)*, pages 797–804, Sept 2014.
- [GX13] V. Guruswami and P. Xia. Polar codes: Speed of polarization and polynomial gap to capacity. In *2013 IEEE 54th Annual Symposium on Foundations of Computer Science*, pages 310–319, Oct 2013.
- [HT15] M. Hayashi and V. Y. F. Tan. Erasure and undetected error probabilities in the moderate deviations regime. In *2015 IEEE International Symposium on Information Theory (ISIT)*, pages 1821–1825, June 2015.
- [KRU13] S. Kudekar, T. Richardson, and R. L. Urbanke. Spatially coupled ensembles universally achieve capacity under belief propagation. *IEEE Transactions on Information Theory*, 59(12):7761–7813, Dec 2013.
- [MHU16] M. Mondelli, S. H. Hassani, and R. L. Urbanke. Unified scaling of polar codes: Error exponent, scaling exponent, moderate deviations, and error floors. *IEEE Transactions on Information Theory*, 62(12):6698–6712, Dec 2016.
- [PS05] H. D. Pfister and I. Sason. Capacity-Achieving Ensembles of Accumulate-Repeat-Accumulate Codes for the Erasure Channel with Bounded Complexity. *eprint arXiv:cs/0512006*, December 2005.
- [PSU04] H. Pfister, I. Sason, and R. Urbanke. Capacity-achieving ensembles for the binary erasure channel with bounded complexity. In *International Symposium on Information Theory, 2004. ISIT 2004. Proceedings.*, pages 207–, June 2004.
- [PV10] Y. Polyanskiy and S. Verdú. Channel dispersion and moderate deviations limits for memoryless channels. In *2010 48th Annual Allerton Conference on Communication, Control, and Computing (Allerton)*, pages 1334–1339, Sept 2010.
- [SG13] G. Sarkis and W. J. Gross. Increasing the throughput of polar decoders. *IEEE Communications Letters*, 17(4):725–728, April 2013.
- [SGV⁺14] G. Sarkis, P. Giard, A. Vardy, C. Thibault, and W. J. Gross. Fast polar decoders: Algorithm and implementation. *IEEE Journal on Selected Areas in Communications*, 32(5):946–957, May 2014.
- [WD18] H.-P. Wang and I. Duursma. Polar Code Moderate Deviation: Recovering the Scaling Exponent. *ArXiv e-prints*, June 2018.
- [WLZZ15] Dongsheng Wu, A. Liu, Qingshuang Zhang, and Y. Zhang. Concatenated polar codes based on selective polarization. In *2015 12th International Computer Conference on Wavelet Active Media Technology and Information Processing (ICCWAMTIP)*, pages 436–442, Dec 2015.
- [WYXY18] X. Wu, L. Yang, Y. Xie, and J. Yuan. Partially information coupled polar codes. *IEEE Access*, pages 1–1, 2018.
- [WYY18] X. Wu, L. Yang, and J. Yuan. Information coupled polar codes. In *2018 IEEE International Symposium on Information Theory (ISIT)*, pages 861–865, June 2018.
- [ZZP⁺14] Y. Zhang, Q. Zhang, X. Pan, Z. Ye, and C. Gong. A simplified belief propagation decoder for polar codes. In *2014 IEEE International Wireless Symposium (IWS 2014)*, pages 1–4, March 2014.
- [ZZW⁺15] L. Zhang, Z. Zhang, X. Wang, C. Zhong, and L. Ping. Simplified successive-cancellation decoding using information set reselection for polar codes with arbitrary blocklength. *IET Communications*, 9(11):1380–1387, 2015.

APPENDIX

A. Simulation

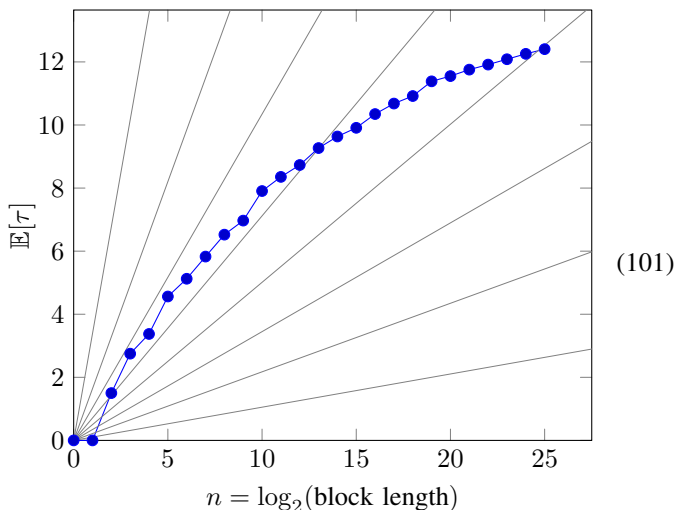
We wrote a python script to support our claims. The script chooses $I(W) = .618$, varies n , calculates $\varepsilon = 2^{-n/5}$, and profiles the process of 1 Mibit. The per-bit time is shown below.



Notice how the per-bit time *does not* grow proportionally to n , while it does in classical polar codes.

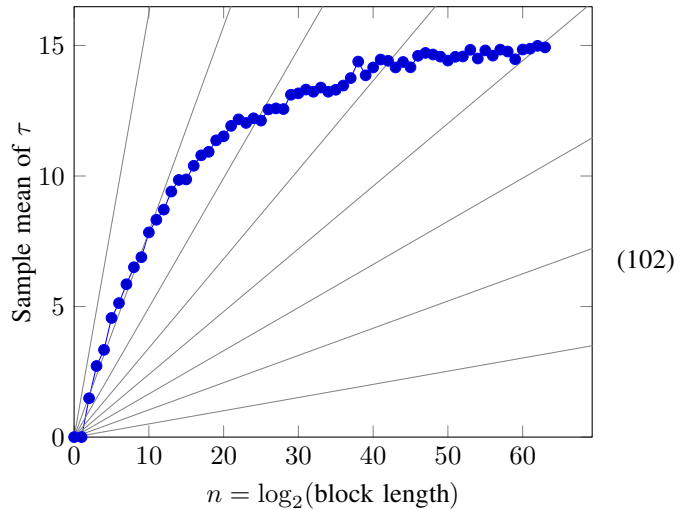
The plot does not really prove anything as there are a lot of factors. For instance: (a) it is python; (b) it tests a small amount of data; (c) the channel is simulated by the built-in PRNG, which might dominate the performance; (d) the tree traversal is implemented by function recursion, wherein a function call serves as few as one bit for leaves at the very bottom of the tree.

It is more obvious if we look directly at $\mathbb{E}[\tau]$ (and believe that the real world performance is really proportional to $\mathbb{E}[\tau]$).



Notice how the plot bends downward like $\log|\log \varepsilon| \approx \log n$ does. At $n = 25$, our construction saves half of magic devices.

Starting from $n = 26$ it is difficult to calculate the exact value of $\mathbb{E}[\tau]$. We instead sample the process Z_n a thousand times. The result is majestic.



The plot stops at $n = 63$ because that is about the size of the internet, where the sample mean of τ does not exceed 16. The sample mean of τ exceeds 17 when $n \approx 240$. That is, when the block length is about the number of atoms in the known universe, and the error probability is 2^{-48} .

B. Gallery of Trees and Circuits

For trees, the labels of transformations and channels are omitted.

For circuits, only the decoder component is shown; the encoder component is the reflection of the decoder component. Plus, we do not wire shallow channels to the right boundary as the order of shallow channels at a deeper layer is irrelevant.

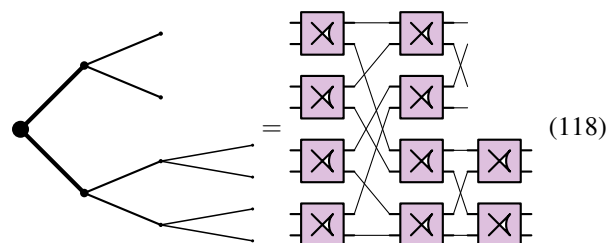
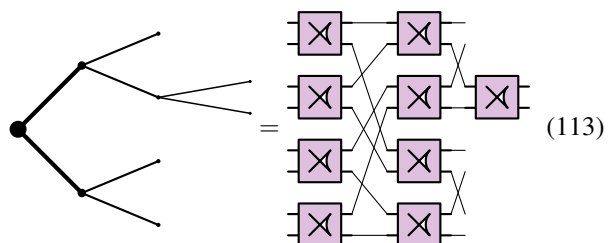
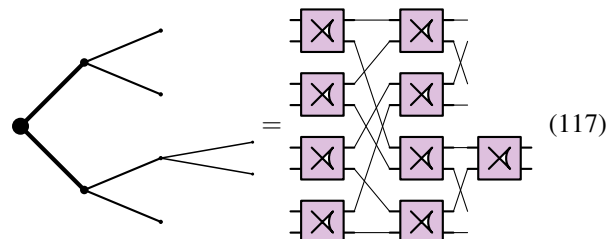
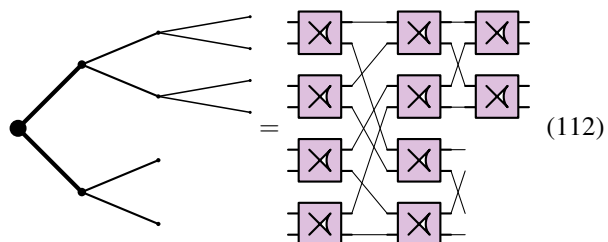
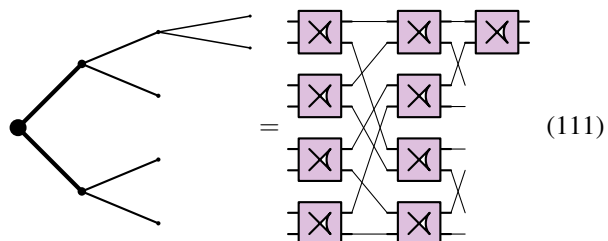
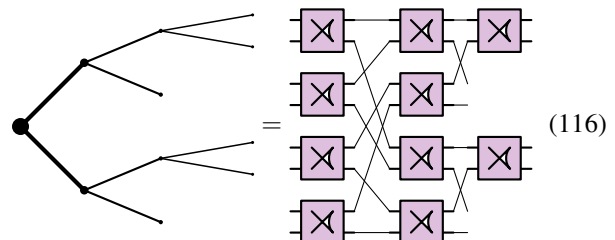
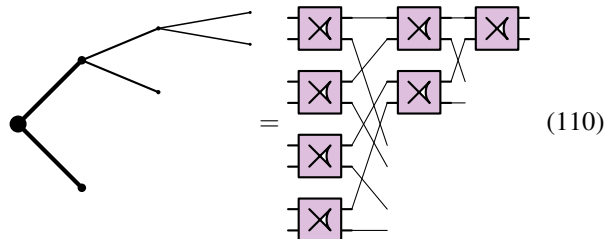
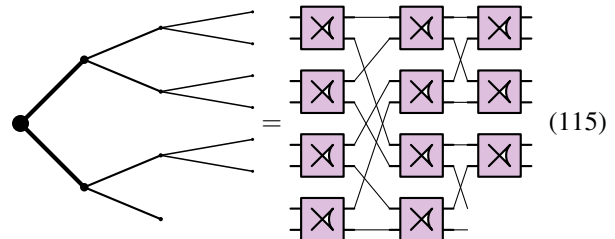
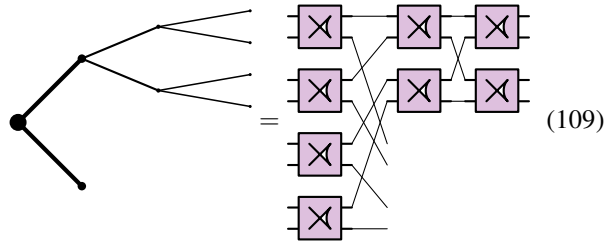
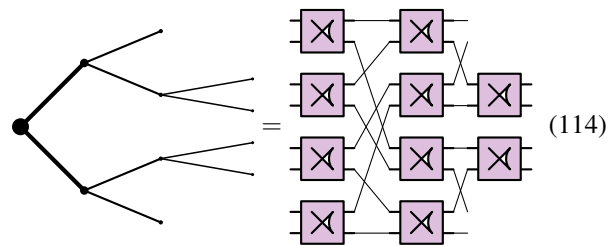
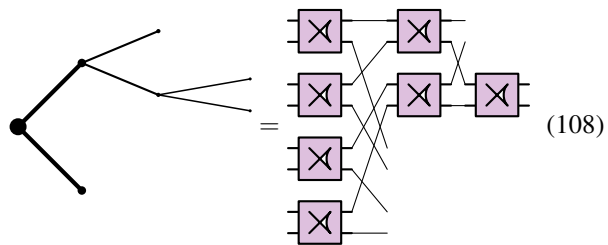
$$\cdot = \quad (103)$$

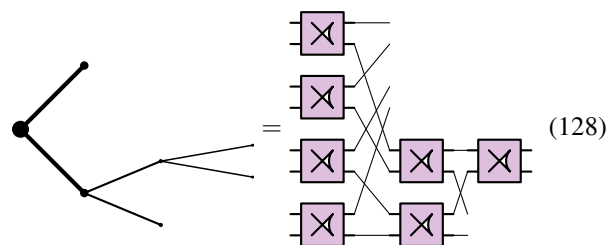
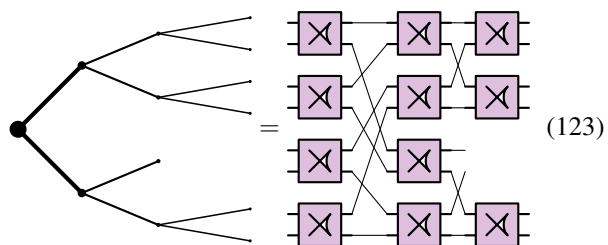
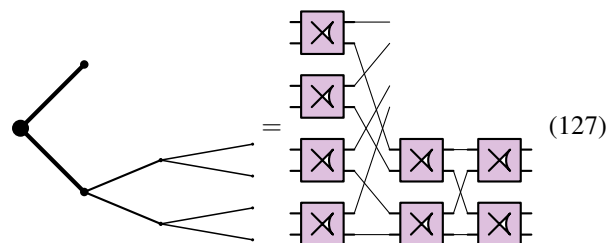
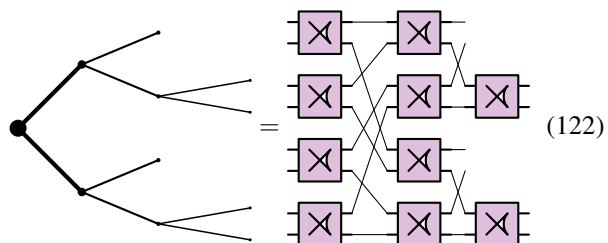
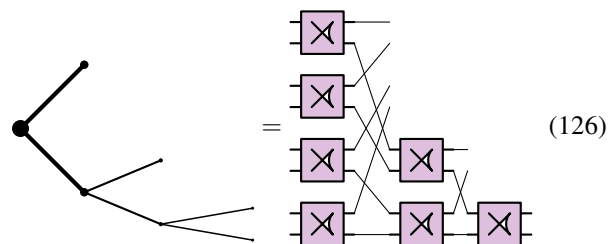
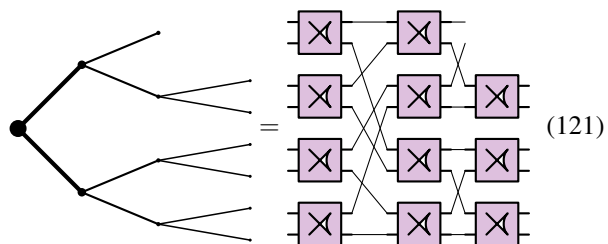
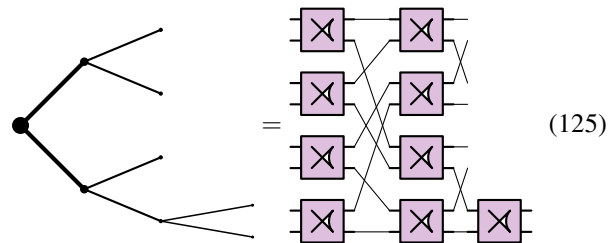
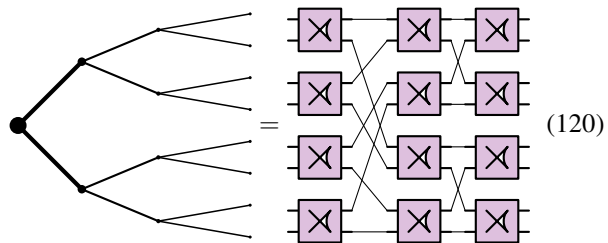
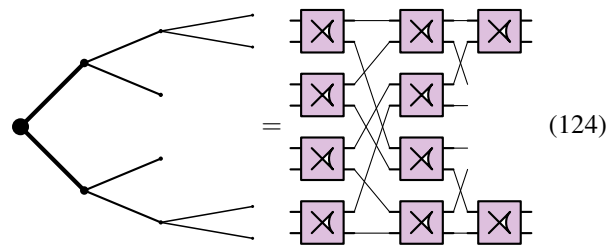
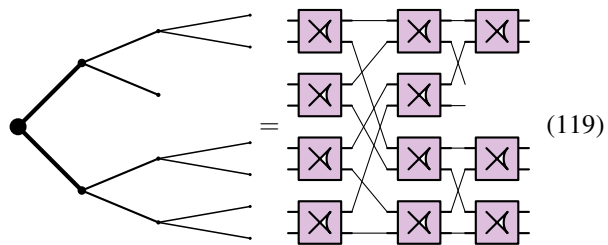
$$\begin{array}{l} \diagup \\ \diagdown \end{array} = \begin{array}{|c|} \hline \times \\ \hline \end{array} \quad (104)$$

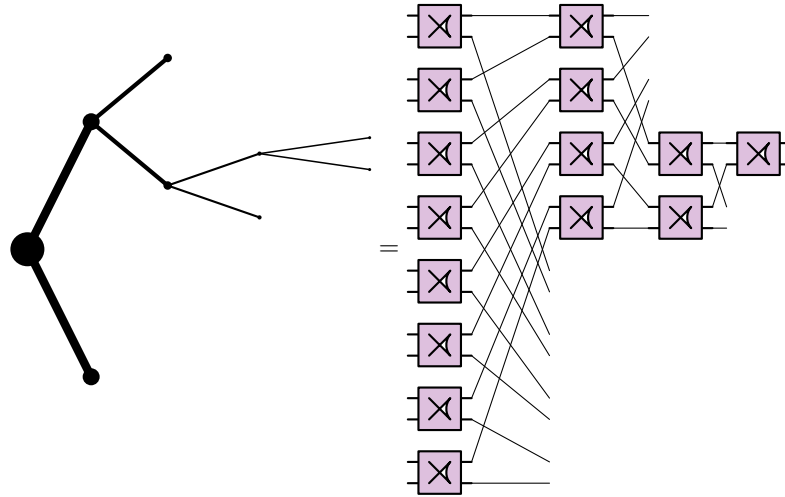
$$\begin{array}{l} \diagup \\ \diagdown \end{array} = \begin{array}{|c|} \hline \times \\ \hline \end{array} \begin{array}{|c|} \hline \times \\ \hline \end{array} \quad (105)$$

$$\begin{array}{l} \diagup \\ \diagdown \end{array} = \begin{array}{|c|} \hline \times \\ \hline \end{array} \begin{array}{|c|} \hline \times \\ \hline \end{array} \quad (106)$$

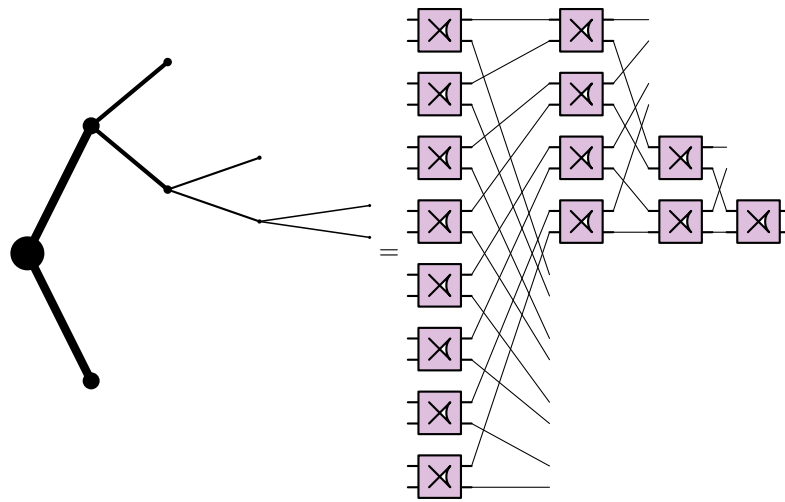
$$\begin{array}{l} \diagup \\ \diagdown \end{array} = \begin{array}{|c|} \hline \times \\ \hline \end{array} \begin{array}{|c|} \hline \times \\ \hline \end{array} \quad (107)$$



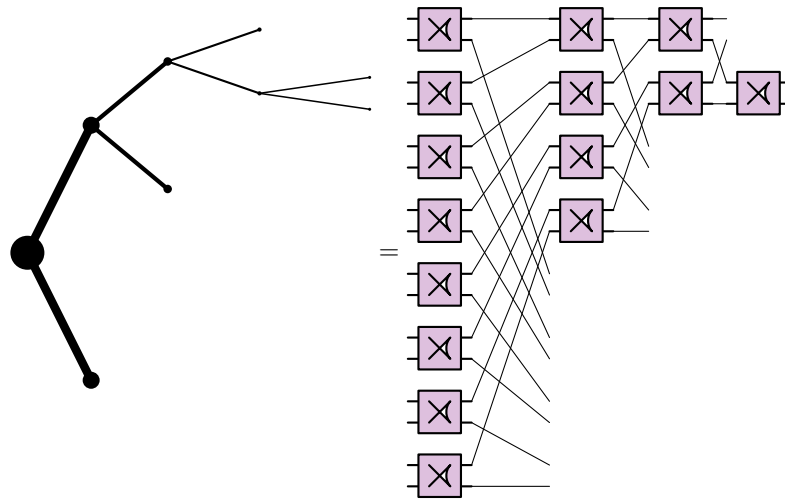




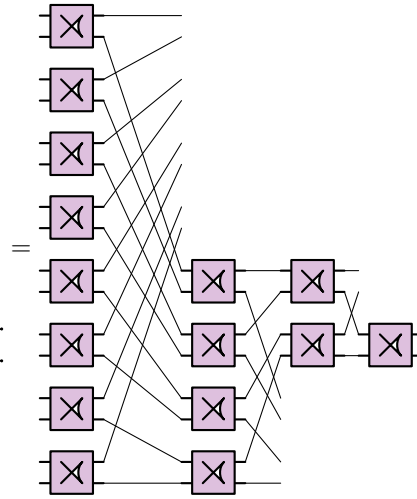
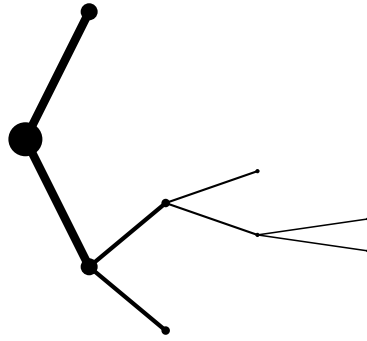
(129)



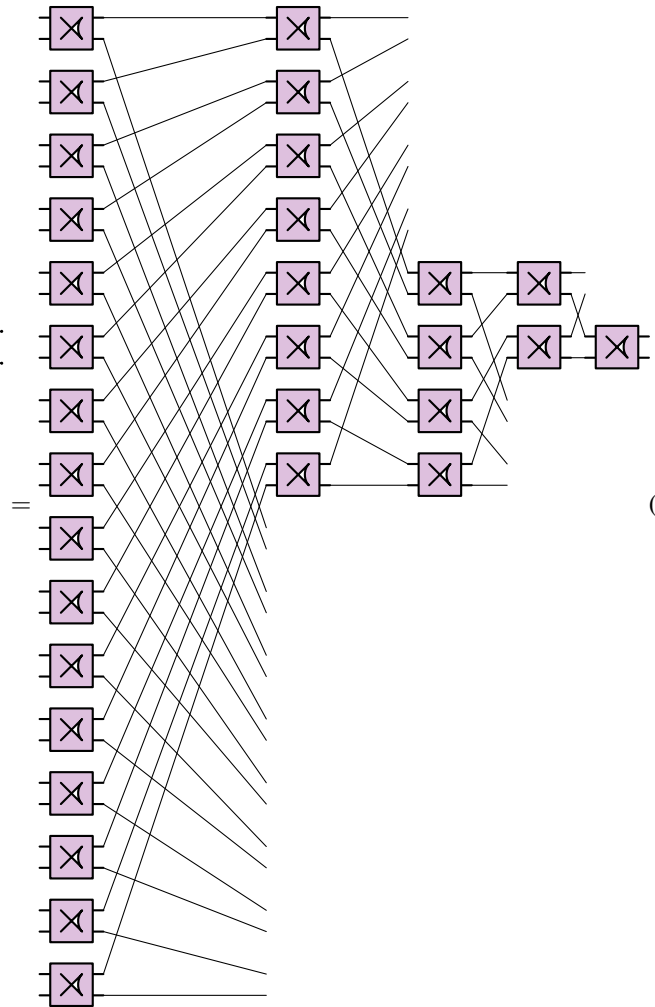
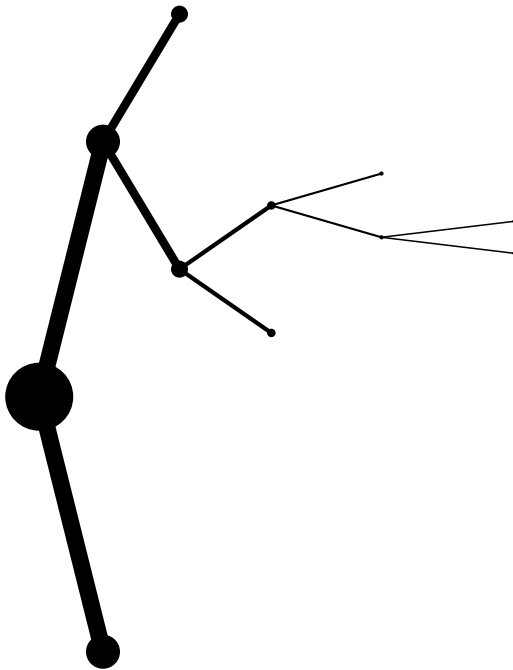
(130)



(131)



(132)



(133)

C. The Automata Model

1) *The Sending Component:* The person who sends owns two types of devices. The frozen bit sender corresponds to frozen bits in polar coding context. It sends out zero, once. The utilized bit sender, on the other hand, sends the information bit the person wants to send, once. It is important that these automata send out bits once and become “idle” thereafter, so the circuit is not flooded by repetitive bits.

$$\boxed{F} \text{ — becomes } \boxed{f} \text{ — } 0 \rightarrow \quad (134)$$

$$\boxed{u} \text{ — becomes } \boxed{} \text{ — } u \rightarrow \quad (135)$$

$$\boxed{u} \text{ — becomes } \boxed{} \text{ — } u \rightarrow \quad (136)$$

2) *The Encoding Component:* The encoding component consists of many many $(u + v, v)$ -construction devices. The arithmetics is done in \mathbb{F}_2 , i.e., $\text{GF}(2)$. Every encoding device will be executed exactly once.

$$\begin{array}{c} u \rightarrow \\ v \rightarrow \end{array} \boxed{\text{ / }} \text{ becomes } \boxed{\text{ / }} \begin{array}{c} u + v \rightarrow \\ v \rightarrow \end{array} \quad (137)$$

3) *The Channel Component:* We consider binary erasure channels. They are best described by the so called probabilistic automata.

$$x \rightarrow \boxed{W} \text{ — becomes } \boxed{W} \text{ — } x \rightarrow \quad (138)$$

with probability $I(W)$; or

$$\text{becomes } \boxed{W} \text{ — } ? \rightarrow \quad (139)$$

with probability $Z(W)$.

4) *The Decoding Component:* The decoding component consists of devices that reverse the $(u + v, v)$ -construction. Each decoding device is executed for three things: Firstly it is

activated by two incoming bits. It then tells the upper successor its best guess $\hat{u} = y - z$, which is supposed to be the u given that inputs are $(u + v, v)$. Secondly it will receive feedback from the upper successor, saying that the correct bit is indeed \hat{u} . Based on this information, it tells the lower successor its best guess of v . Thirdly after the lower successor confirms the value of \hat{v} , it forwards the information it collects, in the form of $(u + v, v)$, to its predecessors. Here the subtraction involving $?$ results in $?$. The binary operator \vee returns one of its non- $?$ operand(s), if any; otherwise it returns $?$.

$$\begin{array}{c} y \rightarrow \\ z \rightarrow \end{array} \boxed{\times} \text{ becomes } \boxed{\times} \begin{array}{c} y \rightarrow \\ z \rightarrow \end{array} \text{ — } y - z \rightarrow \quad (140)$$

$$\begin{array}{c} y \rightarrow \\ z \rightarrow \end{array} \boxed{\times} \xleftarrow{\hat{u}} \text{ becomes } \boxed{\times} \begin{array}{c} \hat{u} \rightarrow \\ \rightarrow \end{array} \text{ — } (y - \hat{u}) \vee z \rightarrow \quad (141)$$

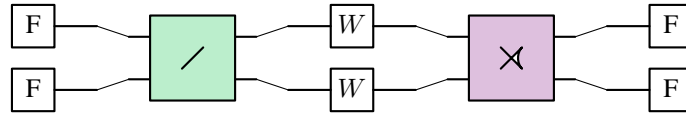
$$\begin{array}{c} \hat{u} \rightarrow \\ \rightarrow \end{array} \boxed{\times} \xleftarrow{\hat{u} + \hat{v}} \text{ becomes } \boxed{\times} \begin{array}{c} \hat{u} \rightarrow \\ \hat{v} \rightarrow \end{array} \text{ — } \quad (142)$$

5) *The Receiving Component:* The person who receives owns two type of devices. The frozen bit receiver receives any input symbol and reply 0. The utilized bit receiver receives any input symbol and blindly replies the exact same symbol. If it happens that the utilized bit receiver receives $?$, then there is no chance to recover this erasure anymore; the receiver may throw a `BlockError` exception that terminates the automata.

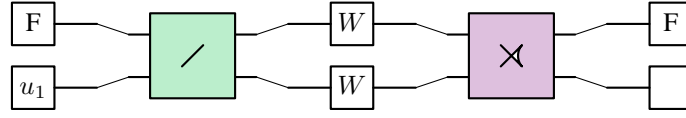
$$\hat{u} \rightarrow \boxed{F} \text{ becomes } \leftarrow 0 \text{ — } \boxed{f} \quad (143)$$

$$\hat{u} \rightarrow \boxed{} \text{ becomes } \leftarrow \hat{u} \text{ — } \boxed{\hat{u}} \quad (144)$$

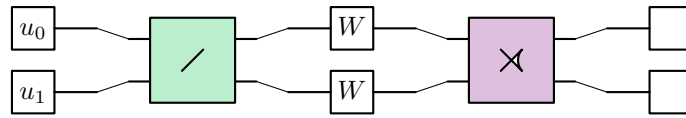
6) *Assembled Automata:* In the next page, notice that Formulae (146) and (149) are different codes, but provide the same protection.



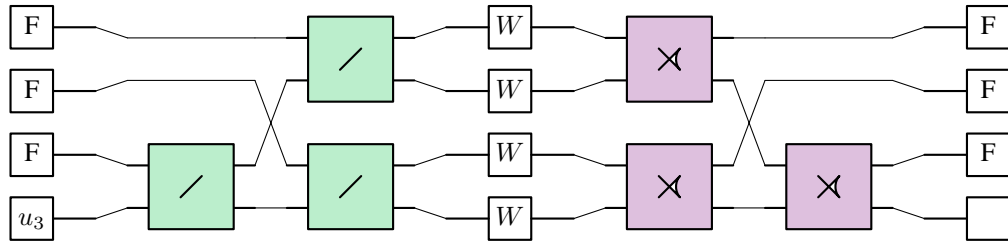
(145)



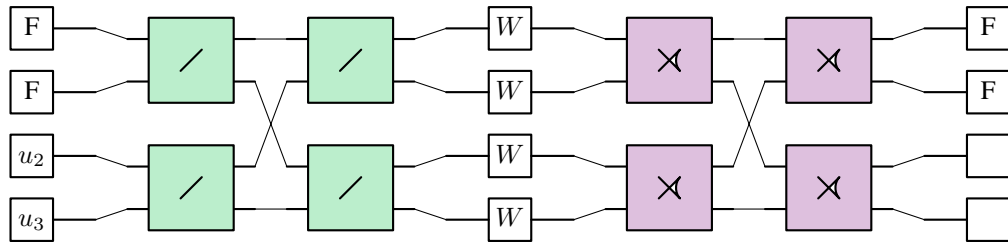
(146)



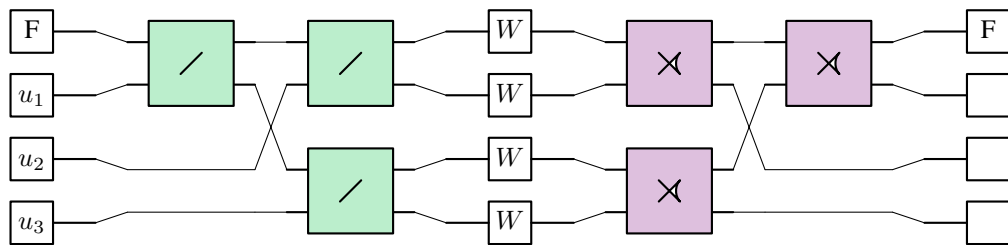
(147)



(148)



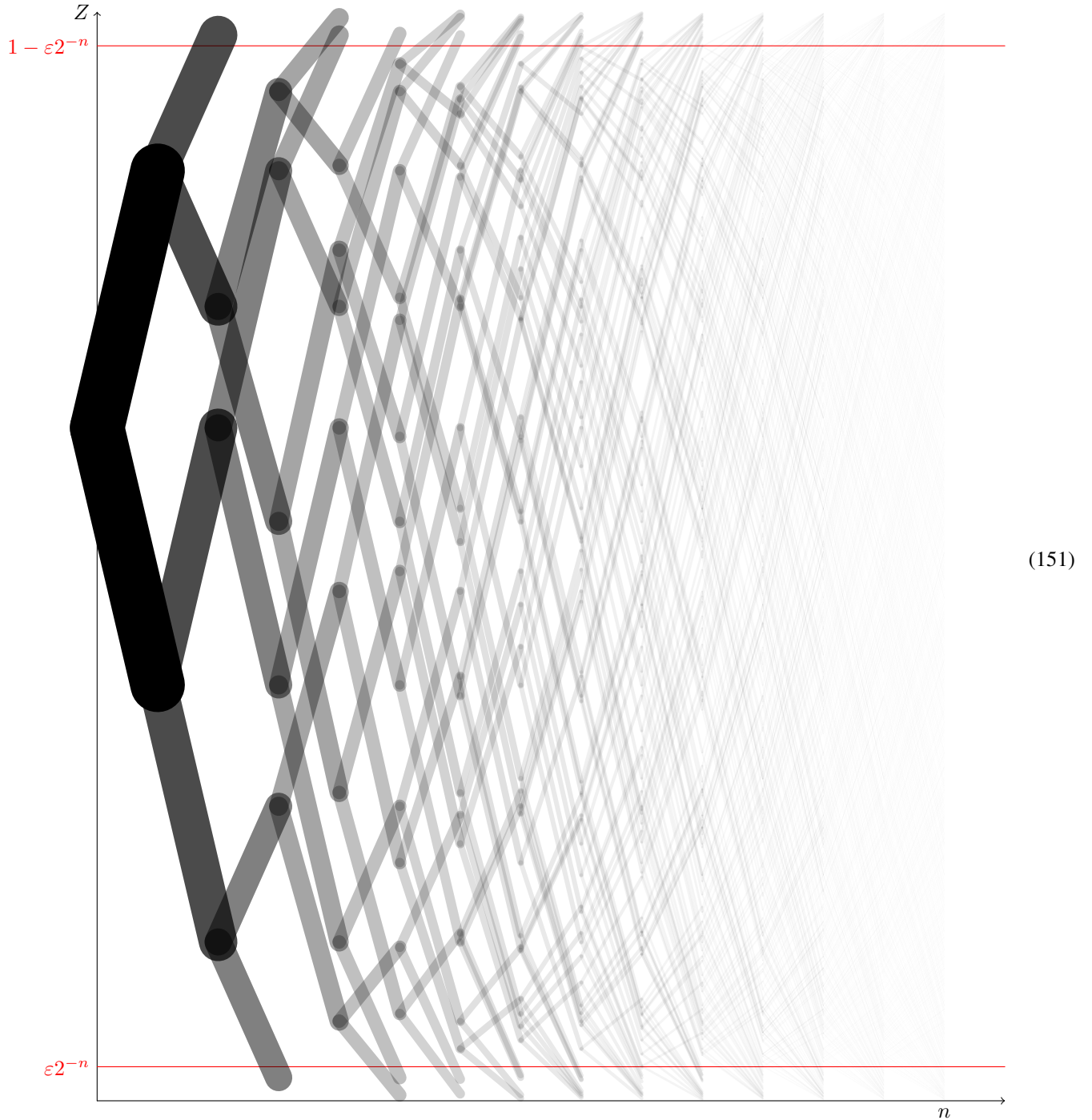
(149)



(150)

D. Growing/Pruning Visualization

For each segment, the line width is $\sqrt{2}$ thinner than its predecessor, and is $\sqrt{2}$ more transparent than its predecessor. Thus the visual darkness indicates the probability that the process $K_{0\wedge\tau}, K_{1\wedge\tau}, \dots$ passes there.



Consider this figure exaggerated as $\varepsilon 2^{-n}$ shall be smaller than 2^{-n} , about $5 \mu\text{m}$ on this sheet of paper. A 300dpi printer prints in multiple of $85 \mu\text{m}$.