

# TechKG: A Large-Scale Chinese Technology-Oriented Knowledge Graph

Feiliang Ren, Yining Hou\*, Yan Li\*, Linfeng Pan\*, Yi Zhang\*, Xiaobo Liang\*,  
Yongkang Liu\*, Yu Guo\*, Rongsheng Zhao\*, Ruicheng Ming\*, Huiming Wu\*

School of Computer Science and Engineering, Northeastern University, China

renfeiliang@cse.neu.edu.cn

## Abstract

Knowledge graph is a kind of valuable knowledge base which would benefit lots of AI-related applications. Up to now, lots of large-scale knowledge graphs have been built. However, most of them are non-Chinese and designed for general purpose. In this work, we introduce TechKG, a large scale Chinese knowledge graph that is technology-oriented. It is built automatically from massive technical papers that are published in Chinese academic journals of different research domains. Some carefully designed heuristic rules are used to extract high quality entities and relations. Totally, it comprises of over 260 million triplets that are built upon more than 52 million entities which come from 38 research domains. Our preliminary experiments indicate that TechKG has high adaptability and can be used as a dataset for many diverse AI-related applications. We released TechKG at: <http://www.techkg.cn>.

## 1 Introduction

Generally, a knowledge graph (KG) stores factual knowledge in the form of structural triplet like  $\langle h, r, t \rangle$ , in which  $h$  and  $t$  are entities (called head entity and tail entity respectively) and  $r$  denotes the relation type from  $h$  to  $t$ . KG is a kind of valuable knowledge base and is important for many different kinds of AI-related applications. Nowadays, great achievements have been made in building large scale KGs. And there are many available KGs like *FreeBase* (Bollacker et al., 2008), *WordNet* (Miller, 1995), *YAGO* (M. Suchanek et al., 2007), etc. Usually there are millions of entities and billions of relational facts in these KGs. With them, great progress have been made in lots of AI-related applications, such as knowledge graph

embedding (KGE), distantly supervised relation extraction (RE), knowledge based question and answering (KBQA), etc. However, there are still following two challenges inherited in these KG-dependent applications.

First, almost all of these KGs can only be used in English-related applications. But the fact is that each language has its own characteristics. It is uncertain whether a model that performs well in an English-related KG-dependent task could still perform well in the corresponding task of other language. Thus there is a pressing need to build KGs of different languages other than English.

Second, most of existing KGs are designed for general purpose. It is also uncertain whether a model that performs well in an application of general domain could still perform well in applications of specific domains, such as in the technical domains liking *medicine*, *biology*, *electronics*, etc. It is necessary to evaluate whether there are some new kinds of characteristics hidden in KGs that haven't been noticed by researchers up to now.

To address these issues, this work introduces TechKG, a large scale Chinese KG built from massive technical papers that are published in Chinese academic journals of different research domains. Compared with existing KGs, TechKG has following important characteristics.

First, TechKG is a large scale Chinese KG that is technology-oriented. Totally, it comprises of over 280 million triplets that are built upon more than 60 million entities which come from more than 30 research domains. To the best of our knowledge, this is the first Chinese KG that is built by using multi-domain technical papers.

Second, TechKG is a high quality KG. Both of its entities and relations are acquired in two ways. One is directly taking some components of a paper as entities and building relations between entities by simply re-organizing a paper's components. The other is taking carefully selected domain terminologies as entities and building relations be-

\* Equal contribution. Listing order is random.

tween them by some carefully designed heuristic rules. These two ways guarantee TechKG have high accuracies at both entity and relation levels.

Third, TechKG can provide more kinds of information associated with the original papers besides common triplets. This makes it can be easily taken as a benchmark dataset for many diverse AI-related applications, such as KGE, distantly supervised RE, NER, KBQA, text classification (TC), machine translation (MT), among others.

Fourth, TechKG can be continually updated as long as there are new available published papers. As the needed data source is readily available in almost all languages, researchers can easily build similar KGs for other languages.

To sum up, TechKG is a large scale Chinese KG that is technology-oriented.

In the rest of this paper, we will introduce the building process of TechKG in detail. We also present several statistical analyses on TechKG by employing it to three completely different tasks. The primary experimental results show that TechKG has very high adaptability. It provides a new dataset choice for many diverse applications.

## 2 Related Work

At present, there are many available KGs, such as *SUMO* (Niles et al., 2001), *OpenCys* (Matuszek et al., 2006), *Cyc* (Matuszek et al., 2006), *FreeBase* (Bollacker et al., 2008), *WordNet* (Miller, 1995), *YAGO* (M.Suchanek et al., 2007), *YAGO2* (Hoffart et al., 2013), *YAGO3* (Mahdisoltani, 2015), etc. Among them, *FreeBase*, *WordNet*, *YAGO* (including *YAGO2* and *YAGO3*) and some of their subsets are the most widely used KGs in current research. We will introduce them in the following.

**FreeBase** is a database system designed to be a public repository of the word’s knowledge. Its design is inspired by Semantic Web and Wikipedia. It tries to merge the scalability of structured databases with the diversity of collaborative wikis into a practical and scalable database of structured general human knowledge. Totally, it contains more than 100 million asserts about topics spread over 4000 types, including *people*, *media*, *locations*, and many others.

**FB15k** (Bordes et al., 2013) is a subset of Freebase. It is one of the most widely used datasets for many AI-related tasks. Totally, it contains 14,951 entities, 592,213 triplets, and 1,345 different relations. A large fraction of the triplets

in this KG describe facts about *movies*, *actors*, *awards*, etc.

**WordNet** is an electronic lexical database that is considered to be the most important resource available to researchers in computational linguistics, text analysis, and many related areas. Its design is inspired by psycholinguistic and computational theories of human lexical memory. In WordNet, English nouns, verbs, adjectives, and adverbs are organized into synonym sets, each represents one underlying lexicalized concept, and semantic relations link the synonym sets. Specifically, WordNet includes some kinds of semantic relations like *synonymy*, *antonymy*, *hyponymy*, *memonymy*, *troponymy*, *entailment*, etc.

**WN18** (Bordes et al., 2013) is a subset of WordNet. Like FB15k, it is widely used in many AI-related tasks. Totally, it consists of 18 kinds of relations, 40,943 entities, and 151,442 triplets. Most of its triplets consist of *hyponym* and *hypernym* relations.

**YAGO** is a light-weight and extensible ontology with high coverage and quality. It contains more than 1 million entities and 5 million facts. These facts are expressed by relations and are automatically extracted from Wikipedia and unified with WordNet by a carefully designed combination of rule-based and heuristic methods. In YAGO, the relations include the *Is-A* hierarchy as well as non-taxonomic relations like *HasWonPrize*, *BornInYear*, *DiedInYear*, etc.

**YAGO2** is an extension of YAGO knowledge base, in which entities, facts, and events are anchored in both time and space. YAGO2 is built automatically from Wikipedia, GeoNames, and WordNet. It contains 447 million facts and about 9.8 million entities.

**YAGO3** is another extension of the YAGO knowledge base. It combines the information from the Wikipedia in 10 languages including English, German, French, Dutch, Italian, Spanish, Romanian, Polish, Arabic, and Farsi. The choice of languages was determined by the proficiency of the authors, so as to facilitate manual evaluation. Totally, there are 8,936,324 triplet facts built upon 4,595,906 entities.

**YAGO3-10** (Mahdisoltani, etc., 2015) is a subset of YAGO3 and is also widely used in many applications. It consists of entities which have a minimum of 10 relations each. Totally, it has 123,182 entities and 37 kinds of relations. Most of

the triplets deal with descriptive attributes of people, such as *citizenship*, *gender*, *profession*, etc.

Here we copy these KGs' statistics directly from their corresponding reference papers. There may be some differences for these statistics for almost all of these KGs are continually updating.

### 3 TechKG Building

Every day, there are massive Chinese technical papers published in journals of different research domains. These papers often have following characteristics.

First, there is a clear structure for each of these papers. For example, each paper often has such components like: a title, an author list, an authors' affiliation list, keyword list, abstract, etc.

Second, each technical paper can be accurately classified into a proper research domain according to the journal where this paper is published. This is because that each academic journal has its own scope for submissions. Taking "*Chinese Journal of Computers*" for example, it only focuses on the latest research in *computer science* domain. And it would never accept a paper in *chemistry* or *artist* domain. In other word, as long as we know the focused research domain of a journal, we can confidently classify all of its accepted papers into this research domain. There may be some exceptions, but the proportion would be very small.

These characteristics inspire us that we can use technical papers to build a large scale Chinese KG that is technology-oriented.

#### 3.1 Paper Collection

We take technical papers as data source to build TechKG. These papers were mainly collected from journals' websites. According to the submission scopes of the journals<sup>1</sup>, we classify all of them into 38 types: each of which corresponds to a specific research domain. In *Appendix* part, we list different kinds of statistics for these domains. One can easily know each domain's focused research topics from its name.

For simplicity<sup>2</sup>, we omit the body part of a paper and only collect its: title, author list, authors' affiliation list, keyword list, and abstract. If a paper's these components also have English transla-

tions, the corresponding English parts will also be collected.

#### 3.2 Entity Selection

In TechKG, each component of a paper except abstract is taken as an entity. That is to say, title, author, keyword, and affiliation, either in Chinese or English, are all taken as entities. And the name of each research domain is also taken as an entity.

Among the obtained entities, keywords account for a very large proportion. We had expected that all of them were high quality domain terminologies, but there are lots of exceptions. For example, in some papers of the *computer science* domain, there are keywords like "*three phases*", "*two steps*", "*generation*", etc. Obviously, these keywords are not good domain terminologies for they have less to do with *computer science*. So we use  $tf*idf$  method to filter such kind of keywords. Specifically, we concatenate all the keyword lists in each research domain to form a long domain-related document. Then the  $tf$  value of a keyword in each domain can be computed. Different domain-related documents are viewed as the counterpart of each other, thus the  $idf$  value of a keyword can be computed accordingly. The higher a keyword's  $tf*idf$  value, the more possible this keyword is a good domain terminology.

#### 3.3 Relation Extraction

The role of relations is to describe the attributes of entities and the relationships between entities. In TechKG, keywords and authors are two kinds of entities with the largest amounts. So we define relations mainly centered upon them. Besides, papers themselves contain much valuable factual knowledge. So we define some paper-centered relations to describe the attributes of papers themselves. Totally, 16 relations are defined in TechKG.

**Author-centered relations** include: *author\_of*, *first\_author*, *second\_author*, *co\_author*, *research\_interest*, and *affiliation*.

**Keyword-centered relations** include: *belonged\_domain*, *co-occurrence\_with*, and *hierarchical*.

**Paper-centered relations** include: *published\_year*, *contained\_chn\_keywords*, *contained\_eng\_keywords*, *other\_author*, *all\_authors*, and *published\_journal*.

Many technical papers also have English translations for their titles, affiliations, keywords, etc., so we define a new relation named *translation\_of*.

<sup>1</sup>Here we also use *CNKI*'s(<http://www.cnki.net/>) categories for reference, but we merge some similar research domains in *CNKI* and reduce the amount of research domains.

<sup>2</sup>It is difficult to effectively analyse the body part of a paper.

Among these defined relations, *co\_author*, *translation\_of* and *co\_occurrence* are a kind of symmetrical relation. And their directions are not taken into consideration. But rest relations' directions are considered. For other kinds of entities that have smaller amounts, there are not always direct relations to describe their entities' attributes or connections. By this way, we want to remove some redundant information so as to reduce the size of TechKG. In fact, most of such attributes and connections could be deduced by the defined relations. For example, we don't define relations between authors and journals to describe the fact that in which journal an author publishes his/her papers. But with the relations of "*author\_of*" and "*published\_journal*", we can easily deduce the needed information.

In TechKG, we employ a set of heuristic rules to assign relations between entities.

First, for each keyword  $k_i$ , if it occurs in the keyword list of a paper and this paper is published in a journal that has been categorized into a research domain  $d_j$ , we assign a "*belonged\_domain*" relation from  $k_i$  to  $d_j$ .

Second, we notice that most Chinese researchers have such a writing habit: in a keyword list, they are more likely to place high-level (more abstract) keywords ahead of low-level (more concrete) keywords. For example, we are more likely to see such a keyword list "*natural language processing, neural machine translation, attention mechanism*" than a list of "*neural machine translation, natural language processing, attention mechanism*". In other word, there is a natural hierarchical structure inherent in the keyword list of a paper. Based on this finding, we design a simple heuristic rule to mine the "*hierarchical*" relations between keywords. Specially, for each keyword pair " $k_1-k_2$ ", we count the number of papers that: 1) both  $k_1$  and  $k_2$  occur in their keyword lists; and 2)  $k_1$  occurs ahead of  $k_2$  in their keyword lists. If this number is larger than a predefined threshold, we assign a "*hierarchical*" relation from  $k_1$  to  $k_2$ .

Third, for any two keywords  $k_1$  and  $k_2$ , if they co-occurrence in a paper's keyword list, we assign a "*co-occurrence\_with*" relation between them. We also record the number of papers that  $k_1$  and  $k_2$  co-occurrence. This number is taken as a confidence factor to evaluate the reliability of this "*co-occurrence\_with*" relation between  $k_1$  and  $k_2$ .

Fourth, if there is an English part for a paper's title, authors, or affiliations, we assign a "*transla-*

*tion\_of*" relation to the corresponding bilingual entity pairs. It should be noted that there may be multi authors or affiliations in a paper. In such case, we will assign the "*translation\_of*" relation to two entities according to their occurrence orders in the corresponding bilingual parts. Taking authors for example, a "*translation\_of*" relation will be assigned to the first Chinese author and the first English author; to the second Chinese author and the second English author, and so on.

Fifth, if there are bilingual keyword lists in a paper, we first construct candidate entity pairs according to two entities' occurrence orders in their corresponding bilingual parts. For example, a possible entity pair " $c_i-e_j$ " may be: the first Chinese keyword with the first English keyword, the second Chinese keyword with the second English keyword, and so on. Then for each candidate entity pair " $c_i-e_j$ ", we count the number of papers that can generate it. If this number is larger than a predefined threshold, we assign a "*translation\_of*" relation between  $c_i$  and  $e_j$ .

Here we take different extraction rules for the "*translation\_of*" relation due to the reason that the numbers of keywords in Chinese keyword list and English keyword list are not always the same.

The rest kinds of relations can be precisely obtained by re-organizing the original papers.

In *Appendix A*, we give an example of extracting these relations from a given paper.

### 3.4 TechKG Characteristics

Finally, we collected over 70 million technical papers and re-organized them into 38 research domains. From these papers, more than 52 million entities and more than 260 million triplets are extracted. Some basic statistics of TechKG are shown in Table 1.

Entities maybe overlapped in different kinds of relations. So the total entity number is less than the sum of entity numbers in different kinds of relations. The statistics for "*hierarchical*" relation are not reported because they depend on some predefined thresholds. More detailed statistics are shown in *Appendix B*.

We find there are three main characteristics that distinguish TechKG from most of existing KGs: the duplicate name issue, the extremely imbalance issue, and better application adaptability.

- Duplicate Name Issue

In TechKG, *duplicate name* is a very common phenomenon: not only some authors share some

common names, but also some research domains also share some common terminologies. For example, *Ning Li*, a researcher name that appears in 34 research domains. That is to say, there is a researcher named *Ning Li* in almost all of research domains. We call this kind of duplicate names as cross-domain duplicate name issue.

	EntityNum	TripletNum
author_of	7,397,886	15,403,800
first_author	6,662,907	5,588,103
second_author	4,645,848	3,858,252
co_author	1,764,270	17,188,520
research_interest	5,179,265	50,748,054
affiliation	1,900,697	10,775,303
belonged_domain	4,636,780	9,494,972
co-occurrence_with	4,628,635	72,101,139
published_year	15,628,610	16,367,393
contained_chn_keyword	22,345,343	11,697,138
contained_eng_keyword	8,338,872	4,304,324
other_author	3,651,823	5,958,552
all_authors	9,403,013	5,591,189
published_journal	15,636,388	16,413,111
translation_of	19,681,543	15,263,050
Total	52,716,813	260,763,332

Table 1: Some Basic Statistics of TechKG

In Table 2, we report some statistics for the duplicate name issue of authors. Here *dpa* means the average appeared domains per duplicated author. It should be noted that here we ignore *nature science* and *social science* during making statistics. Both of them are comprehensive research domains and it is very likely to generate some false duplicated author names if we take them into consideration. For example, a researcher may publish his paper in both *computer science* domain and in *nature science* domain.

total #	duplicate #	duplicate ratio	<i>dpa</i>
1,826,217	654,884	35.86%	3.97

Table 2. Cross-domain duplicate name statistics for authors.

However, when we make statistics according to research domain, we find both the *duplicate ratio* and the *dpa* increase greatly (see *Appendix C* for detail). These statistics mean that there are a very small number of duplicated names that appear in many different research domains. Or most of the duplicated names appear in a relative smaller research domain set. To verify this hypothesis, we further make statistics of the authors’ domain distribution. The results are shown in Table 3. More detailed statistics are shown in *Appendix D*.

From Table 3 we can see that more than 80% of the duplicated authors appear in less than 5 re-

search domains. There are 7,769 duplicated authors that appear more than 20 research domain. More extremely, we find that there are 167 author names (such as: *Lin Zhang*, *Hua Liu*, *Yang Wang*, *Lei Zhang*, etc) that appear in all research domains. These results well verify our hypothesis and can explain the reason of why both the *duplicate ratio* and the *dpa* increase greatly in separated research domains.

	Domain distribution	Duplicate #	Duplicate ratio
	[30, 36]	1,390	0.21%
	[20, 30)	6,369	0.97%
	[10, 20)	25,976	3.97%
	[5, 10)	73,082	11.16%
	[1, 5)	548,067	83.69%
Total	[1,36]	654,884	100%

Table 3. Distribution of domain numbers for cross-domain duplicated authors.

There is not only cross-domain duplicate name issue, but also another kind of in-domain duplicate name issue. For example, in the research domain of *computer science*, there will be many duplicated authors that are in different affiliations. Among the in-domain authors that have several affiliations, some of them are real duplicated names, some are not. It is so hard that it is almost impossible for us to accurately pick up the true in-domain duplicate names due to the following two reasons.

First, there may be some researchers that work in different affiliations in different times.

Second, some authors provide their affiliations with different granularity in different papers. For example, an author may write his affiliation as “*Northeastern University*”, “*School of Computer Science and Engineering, Northeastern University*”, or even “*Natural Language Processing Lab, Northeastern University*”, etc.

Here we try to provide a rough extreme analysis of this in-domain duplicate name issue.

For the worse case, as long as an author name appears in different affiliations, we take it as a duplicated name.

For the better case, for an author name appears in different affiliations, we take it as a duplicated name only when there is no inclusion relationship between these affiliations.

In Table 4, we report the in-domain duplicate name statistics for *metallurgical industry*, *computer science*, *electric industry*, and *traffic transportation*, 4 randomly selected research domains. Here *apa* means the average appeared affiliations per duplicated author.

From Table 4 we can see that the in-domain duplicate name issue is very serious. In both cases, more than 50% authors will have multi affiliations. An interesting finding is that the duplicate ratio of the better case is lower than the worse case, but the *apa* value of the better case is larger than the worse case. The former results are in line with our expectations, but the latter are not. This means the filtered authors have fewer affiliations. In other words, authors are more likely to use fewer numbers of affiliations with different granularity. More detailed in-domain duplicate name statistics for different kinds of research domains are shown in *Appendix E*.

		Worse/Better		
domain	total #	duplicate #	ratio(%)	<i>apa</i>
metal	92637	56160/54065	60.62/58.36	4.38/4.46
computer	95163	54333/52719	57.09/55.40	4.25/4.31
electric	92230	51040/49055	55.34/53.19	4.19/4.26
traffic	53354	29661/28843	55.59/54.06	3.44/3.48

Table 4. Extreme analysis of in-domain duplicate author name.

Here we are keenly aware that both of our two rules for the extreme analysis can be criticized for there are lots of exceptions for each of them. We leave the accurate statistics of this issue as an open issue and to solve it in the future.

For keywords, they will only involve the cross-domain duplicate name issue. The number of duplicated keywords will be affected by the predefined *tf\*idf* threshold. We make statistics under different *tf\*idf* settings and the results are shown in Table 5. Here *dpk* means the average appeared domains per duplicated keyword. More detailed statistics can be seen in *Appendix F*.

<i>tf*idf</i> setting	total #	duplicate #	duplicate ratio	<i>dpk</i>
Top-100%	8,003,868	1,817,771	22.71%	4
Top-90%	8,003,293	1,808,536	22.60%	3.32
Top-80%	7,978,805	1,676,176	21.01%	2.84
Top-70%	7,883,539	1,363,444	17.29%	2.68
Top-60%	7,494,000	820,490	10.95%	2.87
Top-50%	7,234,018	691,549	9.56%	2.91
Top-40%	6,357,230	662,029	10.41%	2.88
Top-30%	5,224,408	594,194	11.37%	2.84
Top-20%	2,870,181	412,436	14.37%	2.8
Top-10%	1,153,819	202,060	17.51%	2.62

Table 5. Cross-domain duplicate name statistics for keywords.

From Table 5 we can see that the number of duplicated items decreases as the *tf\*idf* increases. However, both the *duplicate ratio* and the *dpk* don't change too much. Even only remaining the

keywords whose *tf\*idf* values rank in top-10%, there are still 17.51% of the keywords appearing in average 2.62 research domains.

We also make statistics of the keywords' domain distribution as we made for authors. But different from authors' statistics, keywords' statistics will depend on the *tf\*idf* settings. Here report the domain distribution of keywords under top-10% *tf\*idf* setting in Table 6 for *metallurgical industry*, *computer science*, *electric industry*, and *traffic transportation*, 4 randomly selected research domains. More detailed statistics are in *Appendix G*.

domain	Duplicate num /duplicate ratio(%)				
	[1, 5)	[5, 10)	[10, 20)	[20, 30)	[30, 36]
metal	14518/86.77	1761/10.53	443/2.65	9/0.05	0/0
computer	21463/92.83	1372/5.93	278/1.20	8/0.03	0/0
electric	22102/92.43	1453/6.08	349/1.46	8/0.03	0/0
traffic	16376/86.82	2019/10.70	459/2.43	9/0.05	0/0

Table 6. Distribution of domain numbers for keywords.

From Table 6 we can see that compared with the domain distribution of authors, the keywords' domain distribution is more balanced: most keywords appear less than 5 research domain. Generally, the more strict a *tf\*idf* required, the less possible for a keyword appears in different research domains. For example, under the *tf\*idf* setting of above top-80%, more than 90% keywords appear less than 5 domains (see *Appendix G*).

But there are some keywords that appear in many research domains. For example, under the *tf\*idf* setting of top-10%, there are still many keywords appearing in more than 20 research domains, such as *genetic algorithm*, *numerical simulation*, *finite element method*, *preventive measure*, etc.

#### ● Imbalance Issue

TransH<sup>3</sup> classifies a KG's relations into 4 types: *1-1*, *1-n*, *m-1*, and *m-n*. Following this definition, we make statistics for the proportion related triplets in different type of relations under different *tf\*idf* settings. For the latter 3 types of relations, we also make statistics of the average value of *n* and the average value of *m/n*. The statistics results are shown in Table 7. More detailed statistics can be found in *Appendix H*.

<sup>3</sup> For each relation *r*, we compute averaged number of tails perhead ( $tph_r$ ), averaged number of head per tail ( $hpt_r$ ). If  $tph_r < 1.5$  and  $hpt_r < 1.5$ , *r* is treated as 1-1. If  $tph_r \geq 1.5$  and  $hpt_r \geq 1.5$ , *r* is treated as am-to-n. If  $pht_r < 1.5$  and  $tph_r \geq 1.5$ , *r* is treated as 1-n. If  $pht_r \geq 1.5$  and  $tph_r < 1.5$ , *r* is treated as m-n.

	WordNet	FreeBase	YAGO	YAGO2	YAGO3	TechKG
language	English	English	English	English	Multi-lingual (no Chinese)	Chinese
purpose	General purpose					Technology-oriented
DataSource	words	Wikipedia				Technical papers
Entity#	117,597	around 80 million	Over 1 million	2,648,387	4,595,906	162,521,245
Triplet#	207,016	around 1.2 billion	Over 5 million	124,333,521	8,936,324	258,554,528
Supported tasks	KGE	KGE, KBQA, RE				KGE, KBQA, RE, TC, NER, MT

Table 8: Comparisons of different KGs.

From Table 7 we can see that the triplet distribution for these 4 relation types is extremely imbalanced. In each  $tf^*idf$  setting, the  $m-n$  relations account for more than 60% triplets. On the other hand, the  $l-n$  relations account for so small a proportion that they can even be ignored. The proportion is almost unchanged for different type of relation under different  $tf^*idf$  settings.

$tf^*idf$ setting	l-1(%)	l-n(%)/ $\bar{n}$	m-1(%)/ $\bar{m}$	m-n(%)/ $\bar{u}$
Top-100%	13.61	0.27/1.51	20.64/14.99	65.47/1.21
Top-90%	14.36	0.01/1.87	19.93/13.69	65.70/1.23
Top-80%	14.60	0.01/1.87	19.83/13.13	65.56/1.25
Top-70%	14.77	0.01/1.87	19.78/12.71	65.44/1.27
Top-60%	14.91	0.01/1.87	19.80/12.39	65.28/1.29
Top-50%	14.99	0.01/1.87	19.84/12.27	65.17/1.3
Top-40%	14.99	0.01/1.87	19.87/12	65.13/1.32
Top-30%	15.15	0.01/1.87	19.65/11.48	65.19/1.36
Top-20%	15.43	0.01/1.87	19.88/10.73	64.68/1.46
Top-10%	16.32	0.01/1.87	20.74/10.14	62.93/1.58

Table 7. Triplet statistics under different  $tf^*idf$  setting.  $\bar{n}$  means the average value of  $n$  and  $\bar{u}$  means the average value of  $m/n$ .

When we look into the average number of tails per head ( $\bar{n}$  in Table 7) or the average number of head per tail ( $\bar{m}$  or  $\bar{u}$  in Table 7), the difference among different types of relations is far huge: in  $m-l$  relations, the average value of  $m$  is more than 10, but both the average value of  $n$  in  $l-n$  relations and the average value of  $m/n$  in  $m-n$  relations is relative smaller. These average values are also almost unchanged for different type of relation under different  $tf^*idf$  settings.

The imbalance issue absolutely will have some impacts on the performance of some applications like *knowledge graph embedding*, etc. In the experiment section, we will further discuss these impacts.

- Application Adaptability

In Table 8, we make a comparison between TechKG and some other KGs. TechKG can support more kinds of applications because it can provide other kinds of information as listed below.

**Bilingual Translation Pairs.** These pairs include bilingual titles, bilingual keywords, and bilingual abstracts. These bilingual translation pairs usually have very high quality for they are written by experts in the corresponding research domain. They can provide high quality training data for a machine translation task.

**Domain Categorizations.** For each triplet or a paper’s abstract, it has a pre-organized domain category. With these categories, one can use the collected abstracts as a dataset for a text classification task. TechKG can also be easily divided into different subsets according to the research domains. Thus different kinds of transfer learning methods can also be evaluated by these subsets.

**Domain Terminologies.** In TechKG, a large proportion of its entities are domain terminologies. Thus a new kind of named entity recognition (NER) task that aims to recognize domain terminologies from text can be evaluated with these domain terminologies. In such a NER task, the required training data can be obtained by the distantly supervision based method as used in Yang et al., 2018.

**Cross-language KG based Applications.** The *translation\_of* relation in TechKG provides a possibility to link KGs of different languages together. This would benefit lots of cross-language KG based applications like cross-language *Q&A*, cross-language *information retrieval*, etc.

Finally, we also provide following kinds of knowledge bases (KBs) together with TechKG. Each of these KBs can be viewed as a kind of by-product of TechKG and can be taken as datasets for different kinds of applications.

- **TechTerm/TechBiTerm**

They are two KBs that consist of Chinese domain terminologies and *Chinese-English* terminology pairs respectively.

For the former one, we randomly select 10,000 terminologies with the highest  $tf^*idf$  values for each research domain.

For the latter one, we randomly select 10,000 bilingual translation pairs with the highest *co-occurrence* values from each research domain.

● **TechAbs**

It is a KB that stores papers’ abstracts. It can be used as a dataset for a text classification task. Here we randomly select 100,000 abstracts from each research domain to construct TechAbs.

● **TechKG10**

The whole TechKG is a huge and growing KB, which is almost impossible for many applications to directly experiment on. Thus, we create a subset of it. Specially, we select the subset of entities that meet following two requirements. First, if the entity is a keyword, its *tf\*idf* value must rank in top-10%. Second, each entity has at least 10 mentions. We call the new created KG as TechKG10. Some basic statistics of TechKG10 are shown in Table 9.

	EntityNum	TripletNum
author_of	4701043	12107175
first_author	3826827	3210759
second_author	3808524	3240132
co_author	1291222	15324905
research_interest	1955144	29705592
affiliation	1055761	6428984
belonged_domain	780466	1160626
co-occurrence_with	777960	30553582
published_year	1713143	1793187
contained_chn_keyword	9377	6800
contained_eng_keyword	426	308
other_author	3342604	5657370
all_authors	36462	22328
published_journal	3332185	3547271
translation_of	146204	281555
Total	5750579	113040574

Table 9: Some Basic Statistics of TechKG10.

In Table 10~12, we report the statistics of the cross-domain and in-domain duplicate names and the distribution of relations in TechKG10.

	Authors	Keywords
Total #	1206302	722298
duplicate #	425357	154735
duplicate ratio	35.26%	21.42%
<i>dpa</i> (or <i>kpa</i> )	3.79	2.65

Table 10. Cross-domain duplicate name statistics in TechKG10.

From Table 10 we can that compared with the original TechKG, there is almost no change on both the duplicate ratio and the *dpa*(or *kpa*) value. This means that the duplicate name issue is a widespread phenomenon in Chinese KGs.

From Table 11 we can see that similar to original TechKG, most of the duplicated names appear in a relative smaller research domain set.

	Domain distribution	Duplicate #	Duplicate ratio
	[30, 36]	576	0.14%
	[20, 30)	3552	0.84%
	[10, 20)	14520	3.41%
	[5, 10)	43259	10.17%
	[1, 5)	363450	85.45%
Total	[1,36]	425357	100%

Table 11. Distribution of domain numbers for cross-domain duplicated authors in TechKG10.

The statistics in Table12 shows that the in-domain duplicate name issue is still very serious even in TechKG10.

		Worse/Better		
domain	total #	duplicate #	ratio(%)	<i>apa</i>
metal	70197	34181/32579	48.71/46.45	3.89/3.97
computer	69808	32725/31793	46.88/45.54	3.72/3.76
electric	68297	31671/30266	46.37/44.32	3.69/3.75
traffic	37361	15044/14237	40.27/38.11	3.08/3.13

Table 12. Extreme analysis of in-domain duplicate author names in TechKG10.

In Table 13, we list the statistics for the domain number distribution for keywords for the same four 4 selected domains. In Table 14, we list the triplet statistics in TechKG10.

	Duplicate num /duplicate ratio(%)				
domain	[1, 5)	[5, 10)	[10, 20)	[20, 30)	[30, 36]
metal	8241/68.72	3397/28.33	347/2.89	7/0.06	0/0
computer	12181/77.09	3399/21.51	214/1.35	6/0.04	0/0
electric	13511/77.33	3682/21.07	273/1.56	6/0.03	0/0
traffic	10294/69.69	4112/27.84	358/2.42	7/0.05	0/0

Table 13. Distribution of domain numbers for keywords in TechKG10.

By comparing Table 6 &13 and Table 7 &14, we can see that there is a similar distribution for both TechKG and TechKG10. This means that the conclusions drawn based on the experiments on TechKG10 can reflect the true situation of TechKG. Here we also list the triplet statistics for FB15k in Table 14. We can clearly see that there is a big distribution difference between FB15k and TechKG10. For FB15k, it has a more balanced distribution for different kinds of relations. More detailed statistics for TechKG10 can be found in *Appendix B’, C, D’, E, F, G’, and H’*.

	1-1(%)	1-n(%) / $\bar{n}$	m-1(%) / $\bar{m}$	m-n(%) / $\bar{u}$
TechKG10	0.05%	0.01%/1.99	11.63%/6.54	88.32%/1.83
FB15k	1.57%	9.48%/10.07	15.88%/15.07	73.07%/1.00

Table 14. Triplet statistics in TechKG10.



### ● TechRE/TechNER

They are two KBs designed mainly for relation extraction (*RE* for short) and domain terminology recognition tasks respectively. The former one is constructed based on TechKG-10 and the latter one is constructed based on TechTerm.

RE aims to extract semantic relations between entity pairs from plain text. It is a typical classification task when the entity pairs and their possible relations are specified. To achieve high quality results, a large-scale training corpus is required. However, it is very time-consuming and expensive to construct such a corpus manually. To address this issue, distant supervision is proposed (Mintz et al., 2009) to automatically generate training data via aligning KBs and texts. Its basic idea is that: if two entities have a relational fact in KBs, all the sentences that contain these two entities will express the corresponding relation. Accordingly, these sentences can be taken as positive samples for training this relation. Distant supervision provides an effective strategy to automatically construct large-scale training data for a RE task. Here TechKG-10 is used as the required supervision KB and papers’ abstracts are used as the required text corpus. It should be noted that except keywords, it is little possible for other types of components occur in the abstract part of a paper. So in TechRE, only *hierarchical* relation is considered. We set the co-occurrence threshold to 10 for the extraction of *hierarchical* relation. Specially, for each two terminologies in a *co-occurrence\_with* type of triplet, we first pick up all the sentences that both of these two terminologies appear. We call each terminology pair along with its mentioned sentence set as a *bag*. If the co-occurrence value of a bag’s terminology pair is greater than 10, we assign a *hierarchical* relation to this bag and take it as a positive *hierarchical* training sample. Otherwise a *NA* relation is assigned to this bag and it is taken as a negative *hierarchical* training sample. By this way, we extract more than 14M training bags. Averagely, there are about 42 sentences per bag and 5 entities per sentences. The whole dataset is too large. So we randomly select at most 200,000 training bags for each research domain to construct TechRE. Besides, we limit the *average sentences per bag* in TechRE to 6 at most.

For TechNER, we also adopt a distant supervision method as TechRE, but TechTerm is used as the required KB. Papers’ abstracts are taken as the

required text corpus. If a sentence contains a terminology, this sentence will be regarded as a positive training sample for recognizing this terminology. This distant supervision method for constructing NER training corpus is also used in Yang et al. (2018). By this way, we extract more than 210M training sentences. Averagely, there are about 3 entities per sentences. We randomly select 30,000 training samples in each research domain to construct TechNER. There are averagely 3 entities per training sample. In TechNER, if there are nested domain terminologies in a sentence, we will only remain the longest one.

The detailed and complete statistics of TechRE and TechNER can be found in *Appendix I*.

### ● TechQA

TechQA is a dataset designed for the KBQA task. It is constructed based on TechKG-10. All the questions in it are generated by some predefined patterns. Currently, it focuses on 4 kinds of questions which are “*who*”, “*what*”, “*when*”, and “*where*”.

We list the used question patterns in *Appendix J*. More detailed statistics of TechQA can be found in *Appendix I*.

## 3.5 Quality Evaluation

From the relation extraction rules used in TechKG we can see that if a triplet whose relation is extracted by re-organizing the items of the original paper, it would be a correct triplet. For other kinds of triplets, the *tf\*idf* method used in entity selection and the *threshold* method used in relation extraction are two main strategies used to guarantee their quality. Both of them can also be used as regulatory factors to make a balance between scale and quality: increasing/decreasing the values of these two factors can obtain a higher/lower quality but smaller/larger scale TechKG respectively. In TechKG, we remain each entity’s *tf* and *idf* values. For the relations of *co\_author*, *co-occurrence\_with*, *translation\_of*, and *hierarchical*, we also remain the *co-occurrence* value of two entities in a triplet. With these kinds of auxiliary information, researchers can construct their own TechKG versions by adjusting either the *tf\*idf* value or the co-occurrence *threshold* value.

## 4 Experiments and Analyses

To evaluate the adaptability of TechKG, we apply it to three completely different applications: knowledge graph embedding, distantly supervised

RE, and distantly supervised NER. For each of them, we select one of its state-of-the-art methods as baseline and use these baselines to conduct experiments on TechKG10, TechRE, and TechNER respectively. For each application, we report its experimental results on 4 randomly selected research domains that are *metallurgical industry*, *computer science*, *electric industry*, and *traffic transportation*.

It should be noted that the aim of our experiments is not to tell whether a model is good or not. On the contrary, we just want to find whether our TechKG could show some new characteristics hidden in KGs that haven't been noticed currently. All the codes and datasets used here are available at: <https://github.com/MiskaChris/TechKG>.

#### 4.1 Knowledge Graph Embedding

KGE projects each item (entities and relationships) of a KG into continuous low-dimensional space(s). It aims to solve two major challenges that prohibit the availability of KGs. One is the incompleteness issue: although most of existing KGs contain large amount of triplets, they are far from complete. The other is the computation issue: most of existing KGs are stored in symbolic and logical formations while applications often involve numerical computing in continuous spaces. *Link prediction*, which is to predict the missing  $h$  or  $t$  for a correct triplet  $\langle h, r, t \rangle$ , i.e., predict  $t$  given  $\langle h, r \rangle$  or predict  $h$  given  $\langle r, t \rangle$ , is often used to evaluate the performance of a KGE method. Rather than requiring one best answer, *link prediction* emphasizes more on ranking a set of candidate entities from the KG. *Hits@10*, the proportion of correct entities ranked in top 10, is often used as the evaluation metric for *link prediction*.

In this paper, we select *ConvE* (Dettmers, 2018), one of the latest state-of-the-art KGE methods as baseline. We want to find: 1) whether the duplicate name issue would affect the performance; 2) whether the imbalance issue would affect the performance; and 3) whether TechKG also suffers from the test set leakage issue that is severe in WN18 and FB15k (Dettmers, 2018).

For these aims, we report the experimental results on following 4 kinds of datasets.

- 1) The original TechKG10 dataset.
- 2) A revised TechKG10 dataset that no cross domain author duplicate names included.
- 3) A revised TechKG10 dataset that no in domain author duplicate names included.

- 4) A revised TechKG10 dataset that no cross domain keyword duplicate names included.
- 5) A revised TechKG10 dataset that no any duplicate names included.
- 6) A revised TechKG10 dataset that no relations of *co\_ocurrence* or *research\_interest*.
- 7) A revised TechKG10 dataset<sup>4</sup> that no relations of *co\_ocurrence* or *research\_interest* and no any duplicate names included.

Even in TechKG10, the triplet number of its each domain is far larger than FB15k. So in experiments, we randomly select 30,000 triplets for each of above 7 datasets. The number of triplets used here is less than that of FB15k: there are about 48,000 triplets in FB15k. However, for each of these 7 datasets, its involved parameter size is far larger than FB15k. FB15k has 14951 entities and 1345 relations, but the average number of contained entities in these 7 datasets is about 140,000. This means it needs more time for training and testing on these 7 datasets.

The datasets 2-5 are used to evaluate the effects of duplicate names for the KGE task. The dataset 6 is used to evaluate the effects of imbalance issue. From *Appendix B* we can see that both the *co\_ocurrence* relation and the *research\_interest* relation account for a large proportion in TechKG10, so we remove them to generate a more balanced dataset.

In experiments, the proportion of training, development and test sets is 8:1:1. The experimental results are shown in Table 15 and Figure 1, from which we can find following observations. During training, we iterate 300 rounds for each experiment.

First, compared with FB15k or WN18, the performance on TechKG10 is far lower. We think this is caused mainly by the data sparsity issue. Compared with other datasets, there are more parameters needed to be trained, but the number of training triplets is less.

Second, there is almost no the test set leakage issue at all in TechKG, which means it is impossible for a simple rule-based inverse model to achieve state-of-the-art results on TechKG.

Third, both the cross-domain and in-domain author duplicate name issues have a heavily negative

<sup>4</sup> Because the duplicated names and the two selected relations account for a large proportion in TechKG10, there are only about 235,000 and 224,000 triplets for the *traffic transportation* and *metallurgical industry* domains respectively. For the rest two research domains, there are about 290,000 triplets in this dataset.

effect on the performance. When there are no any duplicated names in the data set, each domain’s performance increases greatly. Taking *metallurgical industry* for example, the hits@10 value on the original dataset is only 0.051, but this value increases to 0.389 when all the duplicated items are removed from the dataset. What’s more, the cross-domain keyword duplicate name issue has more negative effect on the performance, which is not in line with our original expectation. The reason of this result should be further studied.

		ConvE	InverseModel
WN18		0.955	0.969
FB15k		0.873	0.737
WN18RR		0.48	0.36
FB15k-237		0.491	0.012
TechKG10-original	Metal	0.051	0.0017
	Computer	0.057	0.0013
	Electric	0.053	0.0011
	Traffic	0.067	0.0013
TechKG10-NoCrossDomainAuthorDuplicate	Metal	0.095	0.0005
	Computer	0.109	0.0002
	Electric	0.096	0.0004
	Traffic	0.087	0.0003
TechKG10-NoInDomainAuthorDuplicate	Metal	0.093	0.0062
	Computer	0.094	0.0003
	Electric	0.092	0.0008
	Traffic	0.085	0.0007
TechKG10-NoCrossDomainKeywordDuplicate	Metal	0.120	0.0048
	Computer	0.130	0.0036
	Electric	0.127	0.0038
	Traffic	0.185	0.0040
TechKG10-NoAnyDuplicateName	Metal	0.389	0.0023
	Computer	0.308	0.0006
	Electric	0.315	0.0012
	Traffic	0.306	0.0013
TechKG10-NoTwoSelectedRelations	Metal	0.156	0.0052
	Computer	0.155	0.0033
	Electric	0.164	0.0049
	Traffic	0.167	0.0062
TechKG10-NoTwoRelationsNoAnyDuplicateNames	Metal	0.488	0.0023
	Computer	0.348	0.0009
	Electric	0.407	0.0017
	Traffic	0.413	0.0024

Table 15. Hits@10 results of KGE.

Fourth, the imbalance issue has a heavy negative effect on the performance. When we remove two types of relations from the dataset, the performance obtains a huge improvement. This indicates that the more balanced a dataset’s relation types’ distributions, the better performance could be obtained.

Fifth, there are obvious performance gaps between different kinds of research domains. For

example, when there is no any duplicated names, the hits@10 value of the *metallurgical industry* domain is 0.389, which is much higher than that of the *computer science* domain, which is only 0.308.

Sixth, when there are no any duplicated names and the two special relations are removed, the best results are obtained, which is similar with that of on the datasets of WN18RR and FB15k-237.

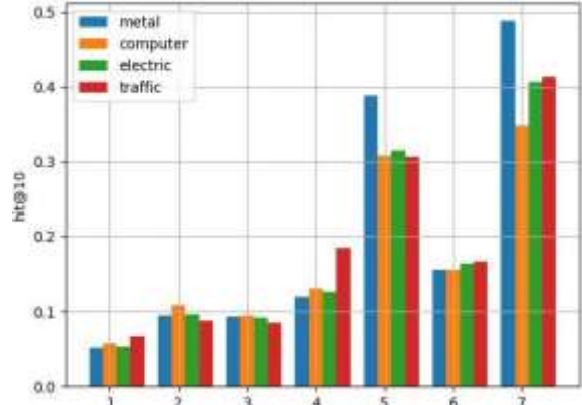


Figure 1. Hits@10 results of KGE. The ID numbers in the bottom line correspond to the datasets.

Based on these observations we can roughly draw following conclusions. First, TechKG10 is a more challenging dataset than traditional WN18 and FB15k. Second, both the duplicate name issue and the imbalance issue are two inherent characteristics in TechKG.

## 4.2 Distant Supervision Relation Extraction

In this task, we select the “PCNN+ATT” (Lin et al., 2016) model as the baseline method. Following two main factors are considered for this selection. First, it is a state-of-the-art RE method and many current RE methods are based on it. Second, there are available source codes for it, which is very important for building a RE system quickly.

In almost of all of current RE research, Freebase is used as the distant supervision KB and the three-year NYT corpus from 2005 to 2007 is used as the text corpus. In NYT dataset, there are about 281,270 training bags and 96,678 test bags. The size of TechRE is a little smaller than that of NYT. However, if taking the factor of sentences per bag into consideration, we can find that the parameter sizes of our datasets are far larger than NYT.

The average number of sentences per training bag in NYT corpus is about two, while this number is more 60 in TechRE. To evaluate whether this factor will affect the performance, we report the experimental results under different average

number of sentences per training bag. There is also a huge difference between the proportion of *NA* relations in TechRE and NYT. To evaluate whether this factor will affect the performance, we also report the experimental results under different proportions of *NA* relations. During training, we iterate 100 rounds for each experiment. Finally, the  $p@m$  results are shown in Table 16, Figure 2, and Figure 3.

		$p@300$	$p@300$	$p@300$	$mean$
NYT		0.820	0.750	0.720	0.760
TechRE(2 sentence per bag)	Metal	0.170	0.195	0.210	0.192
	Computer	0.250	0.260	0.230	0.247
	Electric	0.100	0.160	0.143	0.134
	Traffic	0.150	0.195	0.223	0.189
TechRE(4 sentence per bag)	Metal	0.070	0.150	0.150	0.123
	Computer	0.160	0.185	0.173	0.173
	Electric	0.130	0.115	0.120	0.122
	Traffic	0.130	0.255	0.250	0.217
TechRE(6 sentence per bag)	Metal	0.230	0.190	0.190	0.203
	Computer	0.130	0.205	0.190	0.175
	Electric	0.070	0.095	0.117	0.094
	Traffic	0.050	0.145	0.227	0.141
TechRE(2 sent per bag, 90% NA rel)	Metal	0.120	0.120	0.150	0.130
	Computer	0.260	0.305	0.333	0.299
	Electric	0.150	0.140	0.147	0.146
	Traffic	0.080	0.150	0.167	0.132
TechRE(2 sent per bag, 80% NA rel)	Metal	0.070	0.085	0.073	0.076
	Computer	0.230	0.190	0.183	0.201
	Electric	0.120	0.095	0.087	0.101
TechRE(2 sent per bag, 60% NA rel)	Metal	0.090	0.050	0.053	0.064
	Computer	0.170	0.180	0.160	0.170
	Electric	0.080	0.085	0.077	0.081
	Traffic	0.050	0.055	0.070	0.058

Table 16. Experimental results of RE.

From these results we can find following observations.

First, both the *average sentence per bag* and the *NA relation proportion* have effects on the performance of RE task. For some domains, the higher the *average sentence per bag*, the poorer performance would be obtained. But for other domains, there is an opposite conclusion. For the factor of the *NA relation proportion*, we find that when we reduce the proportion of *NA* relations, the performance decrease accordingly. Here not all of the experimental results are in line with our expectation. The reasons should be further studied.

Second, there is a big performance gap between NYT dataset and TechRE in both the *precision/recall* curves and the  $p@m$ : the performance on TechRE is far lower than that of on NYT. We

find that in TechRE, there are almost no any cues in the training sentences that can imply a kind of relations. In NYT, however, there are words like “*caused*”, “*because*”, “*contain*”, “*have*”, etc. Obviously, these words are very helpful for the relation decision. In fact, we think TechRE is a more challenging dataset for the RE task: there are not always useful cues available.

Third, we find that there are also huge performance gaps between different kinds of domains. For example, under the setting of *2 sentences per bag*, the performance of *computer science* domain is far higher than the results of other domains.

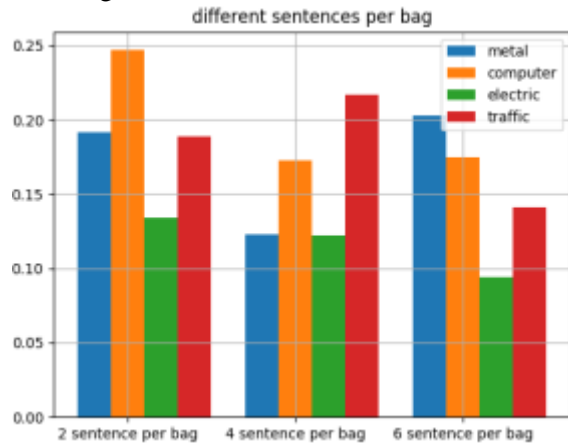


Figure 2. Experimental results of RE (part 1).

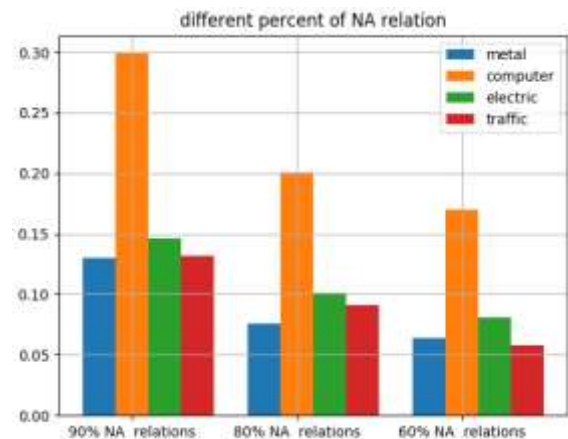


Figure 3. Experimental results of RE (part 2).

### 4.3 Named Entity Recognition

In this study, we select LSTM-CRF (Lample et al., 2016), one of the state-of-the-art NER methods as baseline and evaluate its performance on recognizing domain terminologies.

In each domain of TechNER, the number of training number is far larger than CoNLL2003. So in experiments, we randomly select 21,000 training samples for each selected domain. By this way, there is a similar sample size between CoNLL2003

(also about 21,000) and TechNER. In experiments, we select 15,000 samples for training, 3,500 samples for both the development set and the test set. During training, we iterate 300 rounds for each experiment. Finally, the experimental results are shown in Table 17 and Figure 4, from which we can find following observations.

		F1
CoNII2003		90.94
TechNER	Metal	76.86
	Computer	74.36
	Electric	77.21
	Traffic	78.19
TechNER (large)	Metal	79.01
	Computer	80.33
	Electric	79.31
	Traffic	79.52

Table 17: F1 results of NER.

First, there is a big performance gap between CoNII2003 and TechNER. In fact, the terminology recognition task is a more challenging task than the traditional NER task. The main reason is that lots of useful features that work well in a traditional NER task cannot work here. For example, capitalizations, prefix and suffix feature, collocations, all of these features are very useful in a tradition NER task. But none of them can be used here. What’s worse, as observed in the previous RE task, there are also almost no any cues in the training sentences that can imply the boundaries of a terminology.

Second, there is also an obvious performance difference between different kinds of domains. But compared with the previous KGE or RE tasks, the performance gap between different kinds of domains here is far smaller.

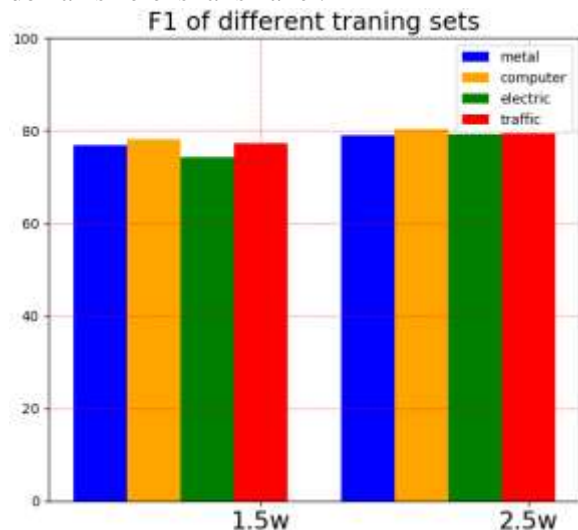


Figure 4. F1 results of NER.

One may wonder whether we could obtain better performance by increasing the number of training samples. To answer this question, we select 25,000 training sentences for each domain and conduct the experiments again. Other experiment settings remain unchanged. The new results are denoted as *large* in Table 17. We can see that it is true that there is a minor improvement on the F1 values for each domain by increasing the number of training samples. But we find the performance gaps between different kinds of domains couldn’t be eliminated by this way.

## 5 Conclusions

In this paper, we introduce TechKG, a large-scale Chinese KG. To the best of our knowledge, TechKG is: both the first KG that is constructed from massive technical papers and the first KG that is technology-oriented and can be divided into different subsets according to the research domains.

We analyze the main characteristics of TechKG. Lots of statistics show that there are many new characteristics distinguish TechKG from other existing KGs. For example, in TechKG, there are many duplicated names for both authors and keywords. The distributions of different kinds of relation types are highly imbalanced.

Our primary experiments show that all of these characteristics will harm the performance of applications that using TechKG as datasets. How to reduce the effects of these factors is an open issue for many applications that taking TechKG as datasets.

Besides, our experiments show that there are huge performance gaps between different kinds of domains almost for all of applications. How to eliminate these gaps should be further studied. In fact, TechKG provides a possibility to thoroughly study the domain adaptation issue in many diverse applications.

## References

- Bollacker, K.; Evans, C.; Paritosh, P.; Sturge, T.; and Taylor, J. Freebase: a collaboratively created graph database for structuring human knowledge. In SIGMOD, pages 1247–1250, 2008.
- Miller, G. A. Wordnet: a lexical database for English. Communications of the ACM, 38(11):39–41, 1995.
- Linlin Wang, Zhu Cao, Gerard de Melo, Zhiyuan Liu. Relation Classification via Multi-Level Attention CNNs. In ACL, page 1298-1307, 2016.



- Onur Güngör, Suzan Uskudarli, Tunga Gungor. Improving Named Entity Recognition by Jointly Learning to Disambiguate Morphological Tags. In COLING, pages 2082-2092, 2018.
- Antoine Bordes, Nicolas Usunier, Alberto Garcia-Duran, Jason Weston, and Oksana Yakhnenko. Translating embeddings for modeling multi-relation data. In NIPS, pages 2787-2795, 2013.
- Hongyun Cai, Vincent W. Zheng, and Kevin Chen-Chuan Chang. A comprehensive survey of graph embedding: problems, techniques and applications. In TKDE, 2018.
- Baoxu Shi and Tim Weninger. ProjE: embedding projection for knowledge graph completion. In AAAI, pages 1236-1242, 2017.
- Guoliang Ji, Kang Liu, Shizhu He, and Jun Zhao. Knowledge graph completion with adaptive sparse transfer matrix. In AAAI, 2016.
- Yue Zhang, Jie Yang. Chinese NER Using Lattice LSTM. In ACL, pages 1554-1564, 2018.
- Fabian M. Suchanek, Gjergji Kasneci, Gerhard Weikum. YAGO: A Core of Semantic Knowledge Unifying WordNet and Wikipedia. WWW2007/Track: Semantic Web Session: Ontologies. Pp697-706, 2007.
- I. Niles and A. Pease. Towards a standard upper ontology. In FOIS, 2001.
- Onur Kuru, Ozan Arkan Can, Deniz Yuret. CharNER: Character-Level Named Entity Recognition. In COLING, pages 911-921, 2016.
- Johannes Hoffart, Fabian M. Suchanek, Klaus Berberich, Gerhard Weikum. YAGO2: A spatially and temporally enhanced knowledge base from Wikipedia. Artificial Intelligence, 2013 (194), pp28-61.
- Mahdisoltani, Farzaneh, Joanna Biega, and Fabian Suchanek. YAGO3: A Knowledge Base from Multilingual Wikipedias. In 7th Biennial Conference on Innovative Data Systems Research. CIDR 2015.
- C. Matuszek, J. Cabral, M. Witbrock, and J. De-Oliveira. An introduction to the syntax and content of Cyc. In AAAI Spring Symposium, 2006.
- Qizhe Xie, Xuezhe Ma, Zihang Dai, and Eduard Hovy. An interpretable knowledge transfer model for knowledge base completion. In ACL, pages 950-962, 2017.
- Yankai Lin, Zhiyuan Liu, and Maosong Sun. Neural Relation Extraction with Multi-lingual Attention. In ACL, pages 34-43, 2017.
- Matthew E. Peters, Waleed Ammar, Chandra Bhagavatula, Russell Power. Semi-supervised sequence tagging with bidirectional language models. In ACL, pages 1756-1765, 2017.
- Xiaocheng Feng, Xiachong Feng, Bing Qin, Zhangyin Feng, Ting Liu. Improving Low Resource Named Entity Recognition using Cross-lingual Knowledge Transfer. In IJCAI, pages 4071-4077, 2018.
- YaoSheng Yang, Wenliang Chen, Zhenghua Li, Zhengqiu He, Min Zhang. Distantly Supervised NER with Partial Annotation Learning and Reinforcement Learning. In COLING, pages 2159-2169, 2018.
- Zhanming Jie, Aldrian Obaja Muis, Wei Lu. Efficient Dependency-Guided Named Entity Recognition. In AAAI, pages 3457-3465, 2017.
- Jiacheng Xu, Xipeng Qiu, Kan Chen, Xuanjing Huang. Knowledge Graph Representation with Jointly Structural and Textual Encoding. In IJCAI, pages 1318-1324, 2017.
- Julian Brooke, Adam Hammond, Timothy Baldwin. Bootstrapped Text-level Named Entity Recognition for Literature. In ACL, pages 344-350, 2016.
- Abbas Ghaddar, Phillippe Langlais. Robust Lexical Features for Improved Neural Network Named-Entity Recognition. In COLING, pages 1896-1907, 2018.
- Xiangrong Zeng, Shizhu He, Kang Liu, Jun Zhao. Large Scaled Relation Extraction with Reinforcement Learning. In AAAI, pages 5658-5665, 2018.
- Makoto Miwa, Mohit Bansal. End-to-End Relation Extraction using LSTMs on Sequences and Tree Structures. In ACL, pages 1105-1116, 2016.
- Yankai Lin, Shiqi Shen, Zhiyuan Liu, Huanbo Luan, Maosong Sun. Neural Relation Extraction with Selective Attention over Instances. In ACL, pages 2124-2133, 2016.
- Pengda Qin, Weiran Xu, William Yang Wang. DSGAN: Generative Adversarial Training for Distant Supervision Relation Extraction. In ACL, pages 496-505, 2018.

Appendix A. An example of relation extraction. Supposing there is a paper whose basic information is listed as:

Title	Authors	Affiliation	Keywords (chn)	Keywords(eng)	domain	Published year	Published journal
$p$	$a_1, a_2, \dots, a_m$	$o_1, o_2, \dots, o_s$	$ck_1, ck_2, \dots, ck_n$	$ek_1, ek_2, \dots, ek_l$	$d_i$	$y$	$j$

Then the corresponding relations obtained are as listed.

relations	Extracted relations
author_of	$\langle a_1, author\_of, p \rangle, \langle a_2, author\_of, p \rangle, \dots, \langle a_m, author\_of, p \rangle$
first_author	$\langle a_1, first\_author, p \rangle$
second_author	$\langle a_2, second\_author, p \rangle$
co_author	$\langle a_1, co\_author, a_2 \rangle, \dots, \langle a_1, co\_author, a_m \rangle, \langle a_2, co\_author, a_3 \rangle, \dots, \langle a_{m-1}, co\_author, a_m \rangle$
research_interest	$\langle a_1, research\_interest, ck_1 \rangle, \langle a_1, research\_interest, ck_2 \rangle, \dots, \langle a_1, research\_interest, ck_n \rangle$
affiliation	$\langle a_1, affiliation, o_1 \rangle, \dots, \langle a_1, affiliation, o_s \rangle, \dots, \langle a_m, affiliation, o_s \rangle$
belged_domain	$\langle ck_1, belged\_domain, d_i \rangle, \dots, \langle ck_n, belged\_domain, d_i \rangle$
co-occurrence_with	$\langle ck_1, co-occurrence\_with, ck_2 \rangle, \dots, \langle ck_1, co-occurrence\_with, ck_n \rangle, \dots, \langle ck_{n-1}, co-occurrence\_with, ck_n \rangle$
published_year	$\langle p, published\_year, y \rangle$
contained_cky	$\langle p, contained\_cky, ck_1 + ck_2 + \dots + ck_n \rangle$
contained_eky	$\langle p, contained\_eky, ek_1 + ek_2 + \dots + ek_l \rangle$
other_author	$\langle a_3, other\_author, p \rangle, \langle a_4, other\_author, p \rangle, \dots, \langle a_m, other\_author, p \rangle,$
all_authors	$\langle p, all\_authors, a_1 + a_2 + \dots + a_m \rangle$
published_journal	$\langle p, published\_journal, j \rangle$
translation_of	$\langle ck_1, translation\_of, ek_j \rangle, \langle ck_2, translation\_of, ek_j \rangle, \dots, \langle ck_s, translation\_of, ek_j \rangle.$ (Threshold requirement should be met.)

Appendix B: Detailed Statistics of TechKG.

	Law		Medicine-Related		Politics-related		Nature Science-related	
	Ent#	Tri#	Ent#	Tri#	Ent#	Tri#	Ent#	Tri#
author_of	52763	42219	1614774	4074249	123342	94895	790242	1120957
first_author	48051	32563	1297282	990282	112876	73466	632613	437183
second_author	14199	7917	1154040	890725	30285	16851	470032	320782
co_author	11312	11921	609337	5899008	25958	27953	326878	1147280
research_inter	61760	137344	1114364	12239418	120958	283638	883893	3920870
affiliation	5295	5770	583627	2514451	10602	9605	388660	1252779
belged_domain	101466	101466	841224	841224	296130	296130	688301	688301
co-occurrence_with	101293	594562	838379	8703065	295547	2922678	687361	3472226
published_year	147795	149318	2346223	2385304	835976	849274	710377	715292
contained_cky	180710	91544	3805573	1946078	928248	476598	1166195	588306
contained_eky	46719	23425	1441121	725911	97514	48927	777421	390670
other_author	2356	1740	1189796	2193664	6797	4591	372259	363014
all_authors	52282	32566	1883060	991031	120923	73499	807775	437306
publi_journal	147880	149268	2347191	2389266	836394	861521	710725	714789
translation_of	153835	93709	3295408	2142785	295830	181573	2229279	1418314
Total	475944	1475362	9308021	48928685	1870480	6221255	4378579	16988413
	Sport-related		Publishing-related		Environment-related		Fisheries-related	
	Ent#	Tri#	Ent#	Tri#	Ent#	Tri#	Ent#	Tri#
author_of	87482	99025	73092	68834	192889	272905	41081	68587
first_author	75790	53981	64202	43271	141195	92267	28857	19450
second_author	40008	26217	27577	17103	109566	72367	23867	16258
co_author	26775	67321	20556	33123	93953	318459	20714	90368
research_inter	71352	318380	72235	221583	200140	961108	46784	230432
affiliation	22495	55028	8409	8987	48544	94239	27160	86679
belged_domain	87841	87841	138747	138747	163699	163698	49305	49304
co-occurrence_with	87648	754956	138468	1032810	163507	910402	49250	323270
published_year	158179	160267	260025	262332	193861	196357	66708	68089
contained_cky	195815	100011	302989	153703	287999	145679	93183	47365
contained_eky	70894	35550	51663	25916	129718	65010	28167	14122
other_author	22320	18836	11947	8460	105294	108288	26711	32881
all_authors	91601	54012	73250	43282	174118	92329	36878	19456
publi_journal	158231	159533	260121	263231	193928	195690	66705	68240

translation_of	201234	127884	157651	95069	392207	239751	99742	62492
Total	556452	2118866	705674	2416572	961988	3928619	278473	1197019
	Metallurgical industry		Physics-related		History&Geography		Power engineering	
	Ent#	Tri#	Ent#	Tri#	Ent#	Tri#	Ent#	Tri#
author_of	303394	465580	129777	225201	63257	54465	130051	186652
first_author	236332	162211	90422	59140	55766	36680	93176	60050
second_author	173593	118676	77858	52303	16265	9623	72376	47147
co_author	128389	499336	69062	383499	15502	34318	65074	240627
research_inter	307348	1507161	160426	727998	79819	161376	153163	645826
affiliation	129811	385070	60320	173495	8296	10481	76361	195820
belged_domain	244813	244812	107366	107365	147371	147370	120266	120265
co-occurrence_with	244494	1391266	107217	394796	147128	956521	120139	560521
published_year	300589	304862	72691	73636	190612	192141	112125	113461
contained_cky	465548	235547	127151	64104	224319	113625	178792	90362
contained_eky	253867	127440	96534	48424	30352	15195	92333	46362
other_author	160783	184747	85364	113764	9639	8162	72243	79466
all_authors	299221	162368	112354	59153	60325	36682	113688	60093
publi_journal	300694	304045	72694	72821	190705	191887	112151	113069
translation_of	738605	463472	320236	192795	150664	84112	309387	190816
Total	1602651	6556905	601142	2748591	580138	2052750	673566	2750582
	Math-related		Military		Machinery		Architecture-related	
	Ent#	Tri#	Ent#	Tri#	Ent#	Tri#	Ent#	Tri#
author_of	85298	97359	17287	19647	317186	451634	378001	488228
first_author	70164	47958	12936	8013	245344	163764	305670	209767
second_author	48289	32372	8137	4860	193264	132597	209722	140807
co_author	34183	60632	7788	21704	143882	445428	147138	422327
research_inter	109831	318530	19267	56058	348790	1575060	394395	1726944
affiliation	51141	137190	6270	16530	90596	193492	105555	296834
belged_domain	84561	84560	45274	45274	271134	271133	380489	380488
co-occurrence_with	84334	303192	45040	215970	270817	1414790	380032	2586344
published_year	59760	60059	50490	50750	289942	292878	530158	536351
contained_cky	106065	53583	64307	32532	476547	240539	810061	409713
contained_eky	72836	36589	6474	3254	242015	121259	312200	156465
other_author	24575	17035	6265	6774	166201	155290	153569	137709
all_authors	84109	47980	14929	8016	308244	163825	382513	209896
publi_journal	59766	59912	50485	50582	290041	292305	530370	537169
translation_of	270735	167022	30459	17530	736666	449162	941452	585890
Total	468289	1524016	162185	557500	1620300	6363473	2321365	8825463
	Agriculture-related		Electric industry		Forestry		Material science	
	Ent#	Tri#	Ent#	Tri#	Ent#	Tri#	Ent#	Tri#
author_of	454171	875559	321536	465500	111149	163046	66045	97167
first_author	335916	235246	259346	173736	78978	52202	42734	26317
second_author	290594	207008	189222	132736	62782	41477	37712	24415
co_author	211507	1198644	135927	460054	55719	206904	39170	132590
research_inter	432607	2942049	359189	1579019	120707	564252	77469	340315
affiliation	200113	732908	125865	347644	30375	65086	46816	128112
belged_domain	371021	371021	324776	324776	113026	113026	49322	49322
co-occurrence_with	370559	3208824	324348	1875036	112852	660413	49271	197269
published_year	705112	718518	400724	406143	140191	141419	37363	37664
contained_cky	1018196	516386	581225	294232	208406	104973	62587	31489
contained_eky	399977	200569	284228	142586	91247	45698	45868	23018
other_author	315185	433346	152853	159046	65013	69377	44179	46435
all_authors	450364	235326	320083	173835	99092	52224	50837	26330
publi_journal	705422	722127	400873	405742	140251	141260	37348	37413
translation_of	1048945	684803	834585	520957	258882	161649	145708	90958



Total	2854050	13282530	1912996	7461378	654388	2583059	295413	1288937
	Art-related		Power Industry		Mechanics		Aerospace	
	Ent#	Tri#	Ent#	Tri#	Ent#	Tri#	Ent#	Tri#
author_of	51753	39151	242128	334368	37258	47743	127097	168772
first_author	48269	31699	192127	129725	26885	17255	100993	67146
second_author	8962	5391	139685	94340	23155	15241	71143	48484
co_author	8391	14382	101355	320363	19463	45339	54175	151348
research_inter	47206	91295	249826	1152985	52518	178325	144054	554489
affiliation	1983	1699	111773	321825	25503	64698	39971	89938
belged_domain	125637	125637	214309	214309	35907	35907	128325	128325
co-occurrence_with	125292	1289926	214040	1246853	35894	127426	128172	577962
published_year	254324	259120	274742	277813	19766	19811	120960	122302
contained_cky	272725	140982	421708	213552	36737	18448	175622	88603
contained_eky	13831	6935	201966	101368	31070	15581	89499	44824
other_author	2598	2070	112516	110354	18710	15249	58155	53148
all_authors	50464	31764	240252	129859	32463	17259	121975	67168
publi_journal	254455	258339	274840	278110	19746	19751	120996	121511
translation_of	98210	53865	588788	366697	112914	68574	308614	183263
Total	593371	2352315	1357767	5292736	193028	706631	661511	2467501
	Bioscience		Animal Husbandry		Energy-related		Mining Industry	
	Ent#	Tri#	Ent#	Tri#	Ent#	Tri#	Ent#	Tri#
author_of	220383	374054	112335	199300	199497	295852	171235	211116
first_author	149691	98705	75338	49653	149836	101651	130207	84686
second_author	134009	90038	66178	44665	113533	75287	92642	59149
co_author	120131	565274	61213	312094	90241	355897	77261	206023
research_inter	241546	1298293	117775	661520	206738	1185271	200331	763546
affiliation	148883	492152	42939	106813	99350	350778	50093	96712
belged_domain	152943	152943	144486	144485	158772	158771	174923	174923
co-occurrence_with	152754	743139	144286	1165478	158635	1052945	174782	825785
published_year	136963	138050	269495	277489	171945	173624	161687	163021
contained_cky	231780	116802	341725	174647	283221	142712	288575	145345
contained_eky	154771	77745	83811	42076	159958	80159	135982	68140
other_author	150487	185321	78441	105005	112089	118949	77402	67287
all_authors	188665	98731	95842	49687	190843	101739	158881	84728
publi_journal	137006	137439	269574	280387	172004	172952	161736	162769
translation_of	501006	320686	234783	149316	485747	307204	426639	260175
Total	1016197	4889510	873713	3762703	1025518	4673947	943136	3373454
	Astronomy		Culture-related		Light Industry		Social Science & Philosophy-related	
	Ent#	Tri#	Ent#	Tri#	Ent#	Tri#	Ent#	Tri#
author_of	358797	632889	106430	85699	256322	352752	800417	763626
first_author	282323	203774	99818	66896	201018	140177	733745	536810
second_author	228664	165890	24425	15661	140552	96315	264352	165644
co_author	147335	742940	19338	28906	104138	335546	178099	292637
research_inter	402486	2243002	87407	187610	257723	1162402	769605	2636381
affiliation	103486	329883	5001	4938	90172	245136	163685	301436
belged_domain	311435	311434	210159	210159	272246	272245	794635	794635
co-occurrence_with	311083	1674665	209775	2967853	271629	1906011	793704	6250869
published_year	306976	310215	483035	505601	373662	378913	1351764	1363281
contained_cky	515453	259807	491900	254748	542107	275366	2144814	1084329
contained_eky	318143	159516	44204	22132	203655	102299	926805	465458
other_author	216826	263252	4236	3157	116655	116307	85617	61183
all_authors	381349	203848	106413	66954	250632	140330	839278	536933
publi_journal	307168	308563	483330	511041	373822	379262	1352491	1367087
translation_of	974101	610861	183399	108123	607602	377253	2364399	1530996

Total	1918791	8420905	1101328	5039721	1577973	6280999	5482685	18151694
	Education		Traffic Transportation		Industrial Technology		Finance	
	Ent#	Tri#	Ent#	Tri#	Ent#	Tri#	Ent#	Tri#
author_of	309337	260059	270505	323174	132743	152571	366453	365594
first_author	279552	183452	223218	149307	94819	58153	323869	227102
second_author	94165	56786	140807	92900	69201	42856	150355	97077
co_author	75746	98772	102908	253687	67728	163072	101406	177472
research_inter	282404	807177	283403	1117265	166966	534338	321837	1135657
affiliation	45382	51812	73780	167084	67516	137114	65015	107884
belged_domain	459339	459341	290242	290242	188271	188270	544014	544013
co-occurrence_with	458409	6487553	289732	1928432	187940	849757	542917	6446286
published_year	1387391	1435873	410641	415921	174508	176551	1761391	1785618
contained_cky	1759244	910876	609960	309770	253069	127808	2029112	1037511
contained_eky	265118	132834	224883	112727	87151	43654	311787	156461
other_author	29941	19824	97981	80988	60791	51567	58789	41426
all_authors	307335	183556	270693	149382	110228	58169	378969	227176
publi_journal	1388214	1450263	410810	415172	174555	175862	1762158	1795718
translation_of	712538	447052	665226	408883	317372	189344	890097	553170
Total	3439775	12985548	1708950	6215738	836742	2949164	4196406	14698754
	Computer science		Chemistry					
	Ent#	Tri#	Ent#	Tri#				
author_of	317782	443985	529270	921386				
first_author	255881	169619	414458	294746				
second_author	198351	140089	338716	240198				
co_author	138764	391289	222034	1031983				
research_interest	350332	1561345	500015	3019792				
affiliation	133206	358802	247832	836399				
belged_domain	294829	294828	368382	368382				
co-occurrence_with	294450	1717881	367962	2363407				
published_year	353439	356711	485128	493364				
contained_cky	526722	266678	773325	392785				
contained_eky	275255	138010	472653	238015				
other_author	150728	134301	315932	386539				
all_authors	318746	169666	545942	295031				
publi_journal	353530	356221	485342	492794				
translation_of	829241	520559	1295177	836286				
Total	1818503	7020316	2734418	12211721				

#### Appendix B': Detailed Statistics of TechKG10.

	Law		Medicine-Related		Politics-related		Nature Science-related	
	Ent#	Tri#	Ent#	Tri#	Ent#	Tri#	Ent#	Tri#
author_of	10251	9530	1329892	3757657	21505	19477	553358	904583
first_author	7206	4609	1031978	796863	14760	8974	404553	278297
second_author	6169	3640	1037238	816297	12634	7491	400714	281965
co_author	4225	6096	486748	5579998	8875	13312	249807	1022342
research_inter	15311	51815	577178	9265515	33864	119106	324168	2107432
affiliation	1667	1970	356185	1561538	1748	1776	240127	784487
belged_domain	11539	11539	113385	113385	36011	36011	77109	77109
co-occurrence_with	11517	172108	113358	5028608	36002	1288488	76856	1040701
published_year	4360	4638	237459	244717	7097	8669	191152	192200
contained_cky	23	14	3132	2190	327	233	381	227
contained_eky	0	0	295	209	0	0	10	5
other_author	1583	1282	1125980	2144915	4050	3024	342786	344343
all_authors	302	161	4337	2467	1405	770	2000	1156
publi_journal	6672	6955	789237	807641	15855	24738	303987	305581
translation_of	481	490	39543	70955	1269	1359	19094	25968

Total	25694	274847	1506141	30192955	67814	1533428	662349	7366396
	Sport-related		Publishing-related		Environment-related		Fisheries-related	
	Ent#	Tri#	Ent#	Tri#	Ent#	Tri#	Ent#	Tri#
author_of	39120	56092	21727	26093	125736	211453	32525	60739
first_author	28935	19948	15397	10040	84717	56501	21322	14444
second_author	28275	19177	14662	9483	82485	56988	20741	14440
co_author	17562	55108	9829	20679	62143	264020	17574	84976
research_inter	26622	168610	20102	95749	75213	484048	20481	118011
affiliation	12339	29668	2155	2430	24029	43878	16320	50628
belged_domain	10897	10897	13836	13836	16176	16175	5817	5816
co-occurrence_with	10872	242830	13809	279237	16093	228449	5798	109735
published_year	9986	10217	475	575	49745	50429	11033	11346
contained_cky	78	59	44	29	68	46	21	15
contained_eky	0	0	0	0	2	1	0	0
other_author	19268	16976	8693	6570	89629	97981	25186	31857
all_authors	484	270	410	223	362	213	47	30
publi_journal	20805	21293	12968	13365	63232	63845	13889	14075
translation_of	1112	1470	1648	1726	2846	3348	349	382
Total	53594	652615	39915	480035	147979	1577375	40687	516494
	Metallurgical industry		Physics-related		History&Geography		Power engineering	
	Ent#	Tri#	Ent#	Tri#	Ent#	Tri#	Ent#	Tri#
author_of	202478	376503	102493	198790	13604	16398	156256	258057
first_author	145841	101664	67635	44707	7882	4824	112852	77453
second_author	141701	100706	65924	45505	7691	4768	110428	77572
co_author	93547	441527	53753	354155	8022	25212	71474	276238
research_inter	124060	879810	63555	317196	19950	48261	95582	634360
affiliation	76176	225998	38019	106026	2391	3260	62508	190150
belged_domain	33049	33048	14822	14821	16711	16710	25895	25895
co-occurrence_with	32931	494016	14555	86215	16663	264060	25804	396951
published_year	28657	29297	49899	50330	4543	4764	87388	88805
contained_cky	138	84	82	48	29	22	86	53
contained_eky	0	0	2	1	0	0	2	1
other_author	144883	174187	77987	108584	7517	6806	100774	103083
all_authors	1044	622	129	77	113	61	1027	573
publi_journal	110816	112490	47952	47978	6846	6981	82985	84539
translation_of	5869	7180	2218	2394	275	271	3724	4352
Total	248236	2977132	122410	1376827	35077	402398	193004	2218082
	Math-related		Military		Machinery		Architecture-related	
	Ent#	Tri#	Ent#	Tri#	Ent#	Tri#	Ent#	Tri#
author_of	50457	64322	7189	11380	208939	350641	216669	345047
first_author	36614	24230	4257	2710	150981	104146	157830	110878
second_author	35835	24732	4148	2654	149407	107603	156400	110076
co_author	23990	48284	4244	17599	89431	353023	93073	342245
research_inter	29960	113592	5906	20623	115023	757508	140007	945441
affiliation	25131	79075	2980	8077	50380	104554	60345	162820
belged_domain	9424	9423	3624	3624	29674	29673	52173	52172
co-occurrence_with	9318	67567	3585	35216	29531	425569	52082	1000942
published_year	27933	28091	3408	3467	84763	85741	29059	29332
contained_cky	45	26	7	6	99	62	164	99
contained_eky	0	0	11	10	4	2	7	6
other_author	21609	15366	5006	6016	140709	138908	131650	124143
all_authors	278	180	3	2	537	308	1499	870
publi_journal	25139	25229	3402	3405	115594	116343	119422	121800
translation_of	1029	1640	236	231	5124	5833	5857	7066
Total	65557	501757	11975	115020	247582	2579914	283294	3352937



	Astronomy		Culture-related		Light Industry		Social Science & Philosophy-related	
	Ent#	Tri#	Ent#	Tri#	Ent#	Tri#	Ent#	Tri#
author_of	261764	537706	12507	12166	156382	262230	250650	295782
first_author	196980	143830	8452	5344	111030	77888	188027	126276
second_author	192263	144006	7322	4572	108961	77797	180403	119382
co_author	108822	671164	6038	16275	70892	281892	99977	199917
research_inter	142647	1223155	22498	70632	98356	647939	221173	1430544
affiliation	65533	211438	1005	1112	50855	133089	72759	143853
belged_domain	38159	38158	24306	24306	35396	35395	106131	106131
co-occurrence_with	38070	550541	24294	1338615	35273	652721	106042	3209705
published_year	33294	33581	8864	13914	25522	26117	2102	2399
contained_cky	188	116	427	327	162	105	282	194
contained_eky	9	6	0	0	4	2	11	7
other_author	197176	249897	2815	2265	101604	106589	66827	50134
all_authors	517	337	1289	770	1348	830	6744	3843
publi_journal	150371	150845	11924	22092	84539	86691	152525	158459
translation_of	6515	8016	1225	1204	4972	5814	20690	37479
Total	310418	3962796	43321	1513594	202297	2395099	402514	5884105
	Education		Traffic Transportation		Industrial Technology		Finance	
	Ent#	Tri#	Ent#	Tri#	Ent#	Tri#	Ent#	Tri#
author_of	76464	80324	145027	215219	81973	110204	131243	165185
first_author	53592	34260	105535	71575	50893	31919	97488	67219
second_author	50198	31895	103962	72269	50234	32639	94155	64920
co_author	30647	51924	62605	195227	44528	129752	50958	115497
research_inter	75003	359370	92660	549797	48267	160936	101293	595651
affiliation	11306	14084	40018	89779	34034	68532	27167	46638
belged_domain	61161	61162	36162	36162	13151	13150	71913	71912
co-occurrence_with	61148	3769343	36031	684482	12903	124291	71903	3304046
published_year	12011	15824	85806	88376	34538	35107	5562	6733
contained_cky	1663	1249	130	90	49	27	590	393
contained_eky	0	0	2	1	2	1	2	1
other_author	20260	14171	82256	71396	51233	45651	44480	33057
all_authors	3575	2241	1130	628	148	85	2926	1645
publi_journal	53197	76178	84185	85901	32994	33252	79535	87870
translation_of	5071	6902	4487	5025	1071	1138	5415	6601
Total	157465	4518927	192028	2165927	101779	786684	220977	4567368
	Computer science		Chemistry					
	Ent#	Tri#	Ent#	Tri#				
author_of	216180	348282	397169	795356				
first_author	159209	109004	295670	212199				
second_author	158493	116608	291230	211992				
co_author	89562	314808	173179	943688				
research_interest	117962	793333	212420	1881048				
affiliation	75704	216821	153608	527827				
belged_domain	34291	34290	43944	43944				
co-occurrence_with	34230	574754	43861	892135				
published_year	102943	103891	113915	116198				
contained_cky	138	90	310	206				
contained_eky	21	15	4	2				
other_author	131788	122691	293307	371261				
all_authors	515	289	2394	1516				
publi_journal	126325	127415	221285	224906				
translation_of	9415	11325	11978	17717				
Total	262255	2873616	462361	6239995				

Appendix C. Detailed cross-domain duplicate author names' statistics in TechKG and TechKG10.

domain	TechKG				TechKG10			
	total #	dup #	dup ratio	dpa	total #	dup #	dup ratio	dpa
Computer science	148449	117756	79.32%	7.14	89387	70549	78.93%	6.86
Mechanics	20006	18244	91.19%	9.82	15048	13532	89.93%	8.77
Power	70066	56823	81.10%	8.28	50039	39503	78.94%	7.52
Publishing-related	29898	21528	72.00%	10.48	9904	6993	70.61%	11.54
Forestry	58993	43192	73.22%	8.72	38681	27515	71.13%	8.08
Industrial technology	74618	63579	85.21%	8.41	44696	38142	85.34%	7.97
Math-related	37454	30614	81.74%	9.19	23373	18479	79.06%	8.59
Environment-related	100746	83588	82.97%	7.82	62044	51705	83.34%	7.4
Fisheries-related	21646	17335	80.08%	9.79	17437	13597	77.98%	8.66
Animal Husbandry	62798	48417	77.10%	8.39	47762	36731	76.90%	7.4
Architecture-related	168623	115012	68.21%	7.17	93125	64107	68.84%	7.08
Aerospace	60002	47865	79.77%	8.96	35023	28305	80.82%	8.49
Light Industry	116481	83373	71.58%	7.73	70769	51534	72.82%	7.31
Finance	139736	98043	70.16%	7.41	51907	37670	72.57%	8.39
Physics-related	70654	57741	81.72%	8.24	53626	42760	79.74%	7.36
Traffic transportation	121514	85343	70.23%	7.76	62965	44654	70.92%	7.79
History&Geography	26600	18764	70.54%	10.05	7698	5608	72.85%	11.02
Agriculture-related	219169	161034	73.47%	6.35	169808	120635	71.04%	5.67
Machinery	153615	123370	80.31%	7.11	89371	72548	81.18%	6.9
Chemistry	235458	167041	70.94%	6.43	172855	119500	69.13%	5.84
Law	20248	14762	72.91%	10.71	4805	3403	70.82%	12.36
Energy-related	97985	70792	72.25%	7.94	73979	50612	68.41%	7.18
Astronomy	155138	113430	73.12%	7.01	108545	77331	71.24%	6.45
Education	127318	82920	65.13%	7.66	33939	23803	70.13%	9.68
Power industry	112684	79670	70.70%	8.04	71542	48331	67.56%	7.71
Art-related	20282	11917	58.76%	11.42	2544	1466	57.63%	13.53
Material science	39748	35744	89.93%	9.19	32722	29122	89.00%	8.04
Metallurgical industry	141458	102116	72.19%	7.42	93600	66686	71.25%	6.97
Electric industry	148079	110185	74.41%	7.3	90557	68113	75.22%	6.93
Politics-related	50026	34111	68.19%	9.29	10281	7089	68.95%	12.14
Military	9276	7475	80.58%	10.94	4142	3728	90.00%	9.41
Medicine-related	628999	258228	41.05%	5.53	486052	185193	38.10%	5.01
Bioscience	121779	109054	89.55%	6.73	102819	91762	89.25%	5.82
Mining industry	86681	66567	76.80%	8.01	48482	37025	76.37%	7.78
Culture-related	40363	21880	54.21%	9.68	5891	3442	58.43%	12.71
Sport-related	33668	21412	63.60%	10.84	17414	10714	61.53%	10.89
Total	1826217	654884	35.86%	3.97	1206302	425357	35.26%	3.79

Appendix D. Detailed distribution of domain numbers for cross-domain duplicated authors in TechKG.

domain	Ratio(%)					number				
	[1,5)	[5,10)	[10,20)	[20,30)	[30,36)	[1,5)	[5,10)	[10,20)	[20,30)	[30,36)
Computer science	58.05	21.51	14.13	5.12	1.18	68363	25334	16640	6029	1390
Mechanics	44.98	24.50	15.94	9.48	5.09	8207	4470	2909	1730	928
Power	53.36	20.78	15.64	7.85	2.37	30319	11807	8887	4463	1347
Publishing-related	45.63	18.26	18.25	12.37	5.50	9823	3930	3929	2662	1184
Forestry	52.47	19.93	15.70	8.88	3.02	22665	8607	6781	3834	1305
Industrial technology	49.81	24.55	16.03	7.46	2.15	31667	15611	10192	4741	1368
Math-related	49.43	21.42	15.98	9.25	3.93	15131	6557	4893	2831	1202
Environment-related	53.73	23.17	14.95	6.50	1.65	44913	19365	12497	5430	1383
Fisheries-related	48.48	20.73	15.13	10.03	5.62	8404	3594	2623	1739	975
Animal Husbandry	54.50	19.47	15.08	8.21	2.75	26385	9427	7300	3973	1332
Architecture-related	57.95	21.16	14.44	5.24	1.21	66652	24337	16604	6030	1389
Aerospace	48.99	22.21	16.92	9.04	2.83	23451	10631	8101	4326	1356
Light Industry	55.47	21.00	15.33	6.54	1.66	46245	17505	12784	5455	1384
Finance	57.65	19.82	15.12	6.00	1.42	56518	19432	14821	5882	1390

Physics-related	53.18	21.55	15.32	7.60	2.36	30705	12441	8845	4388	1362
Traffic transportation	54.79	21.42	15.66	6.52	1.62	46758	18279	13362	5562	1382
History&Geography	48.40	18.92	15.81	11.00	5.87	9082	3550	2967	2064	1101
Agriculture-related	63.93	19.65	11.73	3.83	0.86	102942	31637	18893	6172	1390
Machinery	57.47	22.64	13.89	4.87	1.13	70904	27930	17139	6007	1390
Chemistry	62.33	20.96	12.14	3.74	0.83	104116	35010	20282	6243	1390
Law	47.49	16.24	16.65	12.62	7.00	7010	2398	2458	1863	1033
Energy-related	55.13	19.83	15.85	7.25	1.93	39027	14038	11224	5134	1369
Astronomy	59.74	20.51	13.35	5.18	1.23	67760	23266	15140	5874	1390
Education	56.53	19.70	15.44	6.66	1.67	46877	16334	12803	5521	1385
Power industry	52.94	21.73	16.61	6.98	1.74	42181	17312	13231	5561	1385
Art-related	43.85	16.59	17.73	13.75	8.07	5226	1977	2113	1639	962
Material science	47.17	24.39	15.91	9.03	3.51	16859	8718	5687	3226	1254
Metallurgical industry	56.08	22.13	14.75	5.67	1.36	57269	22602	15067	5791	1387
Electric industry	57.03	21.63	14.66	5.42	1.26	62836	23832	16156	5971	1390
Politics-related	51.39	17.62	16.68	10.44	3.87	17529	6011	5690	3560	1321
Military	49.18	14.42	15.48	11.71	9.22	3676	1078	1157	875	689
Medicine-related	69.07	18.54	9.38	2.46	0.54	178357	47887	24231	6363	1390
Bioscience	63.43	18.09	12.12	5.09	1.27	69173	19724	13215	5554	1388
Mining industry	54.14	21.37	15.30	7.14	2.05	36037	14226	10188	4750	1366
Culture-related	51.60	15.95	16.17	11.00	5.29	11289	3489	3537	2407	1158
Sport-related	44.26	17.86	18.54	13.52	5.82	9478	3825	3969	2894	1246
Total	83.69	11.16	3.97	0.97	0.21	548067	73082	25976	6369	1390

Appendix D'. Detailed distribution of domain numbers for cross-domain duplicated authors in TechKG10.

domain	Ratio(%)					number				
	[1,5)	[5,10)	[10,20)	[20,30)	[30,36)	[1,5)	[5,10)	[10,20)	[20,30)	[30,36)
Computer science	60.16%	20.55%	13.60%	4.88%	0.82%	42439	14496	9595	3443	576
Mechanics	50.58%	23.50%	14.03%	8.68%	3.21%	6845	3180	1898	1175	434
Power	57.74%	19.85%	14.14%	6.82%	1.44%	22810	7842	5585	2696	570
Publishing-related	42.49%	17.19%	17.99%	15.54%	6.79%	2971	1202	1258	1087	475
Forestry	56.41%	18.96%	14.13%	8.46%	2.04%	15522	5217	3887	2328	561
Industrial technology	52.84%	23.87%	14.47%	7.31%	1.50%	20154	9106	5521	2789	572
Math-related	53.00%	20.70%	14.37%	9.07%	2.86%	9794	3826	2655	1676	528
Environment-related	56.85%	22.02%	13.93%	6.09%	1.11%	29392	11385	7205	3147	576
Fisheries-related	53.78%	20.09%	13.66%	8.94%	3.53%	7312	2732	1857	1216	480
Animal Husbandry	60.07%	18.46%	13.01%	6.90%	1.55%	22066	6780	4779	2536	570
Architecture-related	58.50%	20.72%	14.55%	5.34%	0.90%	37502	13281	9325	3423	576
Aerospace	52.00%	21.38%	15.73%	8.85%	2.03%	14719	6053	4453	2504	576
Light Industry	58.24%	20.06%	14.43%	6.15%	1.12%	30012	10339	7436	3171	576
Finance	51.76%	20.18%	18.01%	8.51%	1.53%	19498	7603	6786	3207	576
Physics-related	58.64%	20.10%	13.47%	6.45%	1.34%	25073	8595	5758	2759	575
Traffic transportation	54.88%	20.84%	15.96%	7.03%	1.29%	24506	9304	7129	3140	575
History&Geography	44.01%	20.11%	15.60%	13.11%	7.17%	2468	1128	875	735	402
Agriculture-related	69.20%	17.79%	9.63%	2.91%	0.48%	83475	21463	11613	3508	576
Machinery	59.02%	21.96%	13.56%	4.68%	0.79%	42815	15930	9834	3393	576
Chemistry	66.69%	19.59%	10.28%	2.96%	0.48%	79700	23405	12287	3532	576
Law	41.96%	15.93%	16.28%	15.28%	10.55%	1428	542	554	520	359
Energy-related	59.46%	19.03%	14.30%	6.07%	1.14%	30092	9632	7238	3074	576
Astronomy	63.51%	19.35%	12.01%	4.39%	0.74%	49115	14960	9288	3392	576
Education	45.75%	19.75%	20.35%	11.73%	2.42%	10890	4702	4844	2792	575
Power industry	54.75%	21.26%	16.09%	6.71%	1.19%	26461	10275	7776	3243	576
Art-related	36.49%	17.39%	16.78%	16.71%	12.62%	535	255	246	245	185
Material science	53.84%	22.78%	14.01%	7.48%	1.88%	15680	6635	4080	2179	548
Metallurgical industry	58.89%	21.60%	13.61%	5.04%	0.86%	39271	14404	9076	3360	575
Electric industry	59.58%	20.77%	13.79%	5.02%	0.85%	40581	14146	9394	3416	576
Politics-related	40.37%	16.18%	18.90%	17.24%	7.31%	2862	1147	1340	1222	518
Military	57.54%	13.44%	11.61%	10.25%	7.16%	2145	501	433	382	267

Medicine-related	73.55%	16.69%	7.53%	1.92%	0.31%	136207	30911	13947	3552	576
Bioscience	69.52%	16.46%	9.77%	3.63%	0.63%	63795	15101	8961	3329	576
Mining industry	56.14%	20.35%	14.53%	7.44%	1.54%	20787	7535	5378	2755	570
Culture-related	41.02%	14.70%	17.05%	16.44%	10.78%	1412	506	587	566	371
Sport-related	43.71%	17.37%	19.18%	14.87%	4.87%	4683	1861	2055	1593	522
Total	85.45%	10.17%	3.41%	0.84%	0.14%	363450	43259	14520	3552	576

Appendix E. Extreme analysis of in-domain duplicate name issue for authors in TechKG and TechKG10.

domain	TechKG				TechKG10			
	total #	Worse/better			total #	Worse/better		
		dup #	dupRat(%)	apa		dup #	dupRat(%)	apa
Computer science	95163	54333/52719	57.09/55.44	4.25/4.31	69808	32725/31793	46.88/45.54	3.72/3.76
Mechanics	17889	10912/10375	61.00/58.36	3.65/3.72	12928	5496/5073	42.51/39.24	3.07/3.14
Power	55702	32167/30760	57.75/55.22	3.77/3.84	40670	17666/16582	43.44/40.77	3.37/3.44
Publishing-related	5759	1815/1678	31.52/29.14	2.47/2.5	1950	306/301	15.69/15.44	2.31/2.32
Forestry	21918	14355/14051	65.49/64.11	3.37/3.4	15497	7060/6715	45.56/43.33	2.98/3.02
Industrial technology	49038	25715/24828	52.44/50.63	3.22/3.26	31374	10550/10033	33.63/31.98	2.81/2.84
Math-related	33208	20391/19886	61.40/59.88	3.81/3.84	22409	10807/10526	48.23/46.97	3.29/3.31
Environment-related	34376	20724/20294	60.29/59.04	3.26/3.28	22176	8690/8519	39.19/38.42	2.86/2.87
Fisheries-related	18229	12657/12423	69.43/68.15	4.39/4.43	14774	7772/7511	52.61/50.84	4.04/4.1
Animal Husbandry	31218	20881/20483	66.89/65.61	3.75/3.78	24208	11906/11490	49.18/47.46	3.35/3.39
Architecture-related	73993	48273/47424	65.24/64.09	4.12/4.16	55937	28077/27354	50.19/48.90	3.66/3.69
Aerospace	30907	16441/15567	53.20/50.37	3.26/3.31	22530	9754/8905	43.29/39.53	2.96/3.01
Light Industry	62895	37217/36317	59.17/57.74	3.91/3.95	46657	20748/19864	44.47/42.57	3.42/3.48
Finance	45630	21017/20185	46.06/44.24	3.07/3.11	25231	8824/8414	34.97/33.35	2.74/2.77
Physics-related	44005	27282/26282	62.00/59.73	3.88/3.94	34738	16445/15787	47.34/45.45	3.38/3.43
Traffic transportation	53354	29661/28843	55.59/54.06	3.44/3.48	37361	15044/14237	40.27/38.11	3.08/3.13
History&Geography	5248	2214/2171	42.19/41.37	2.69/2.7	2169	512/504	23.61/23.24	2.37/2.38
Agriculture-related	139950	101405/99843	72.46/71.34	5.09/5.14	117754	70229/68518	59.64/58.19	4.46/4.51
Machinery	67320	37097/35464	55.11/52.68	3.53/3.58	47033	18185/17183	38.66/36.53	3.12/3.16
Chemistry	175775	109847/106931	62.49/60.83	4.93/5	140435	75276/72807	53.60/51.84	4.35/4.43
Law	3703	1074/1007	29.00/27.19	2.33/2.35	1535	188/164	12.25/10.68	2.1/2.11
Energy-related	71127	48009/46934	67.50/65.99	5/5.06	58931	34054/32973	57.79/55.95	4.53/4.61
Astronomy	73530	50681/49884	68.93/67.84	4.45/4.49	60186	34788/34098	57.80/56.65	3.96/3.99
Education	30035	9905/9250	32.98/30.8	2.66/2.68	10297	1801/1591	17.49/15.45	2.42/2.45
Power industry	80132	46692/44651	58.27/55.72	4.07/4.16	57696	27753/26442	48.10/45.83	3.72/3.79
Art-related	1203	229/204	19.04/16.96	2.32/2.36	228	7/6	3.07/2.63	2.14/2.17
Material science	34796	21341/20403	61.33/58.64	3.66/3.72	27841	11921/11271	42.82/40.48	3.13/3.17
Social Science	113015	51085/49083	45.20/43.43	3.23/3.27	66788	23748/22618	35.56/33.87	2.91/2.94
Metallurgical industry	92637	56160/54065	60.62/58.36	4.38/4.46	70179	34181/32597	48.71/46.45	3.89/3.97
Nature Science	282132	178220/175584	63.17/62.23	4.48/4.51	221725	120452/118129	54.32/53.28	3.96/4
Electric industry	92230	51040/49055	55.34/53.19	4.19/4.26	68297	31671/30266	46.37/44.32	3.69/3.75
Politics-related	7125	1801/1605	25.28/22.53	2.31/2.32	1598	158/112	9.89/7.01	2.13/2.06
Military	4040	2603/2522	64.43/62.43	4.05/4.11	2648	1167/1083	44.07/40.90	3.33/3.43
Medicine-related	369252	264850/254341	71.73/68.88	6.97/7.16	306737	187416/177696	61.10/57.93	5.86/6.04
Bioscience	102912	73574/72176	71.49/70.13	4.7/4.74	84376	47907/46723	56.78/55.37	3.95/4
Mining industry	35159	19645/19031	55.87/54.13	3.24/3.27	22355	8401/7766	37.58/34.74	2.96/3.02
Culture-related	3043	931/851	30.59/27.97	2.33/2.35	896	114/82	12.72/9.15	2.2/2.24
Sport-related	15176	9635/9315	63.49/61.38	3.68/3.73	11257	5383/5139	47.82/45.65	3.22/3.27

Appendix F. Detailed cross-domain duplicate name statistics for keywords in TechKG and TechKG10. (It should be noted that in TechKG10, all of its keywords rank in top-10%  $tf*idf$  values).

domain	Top-10% $tf*idf$							
	TechKG				TechKG10			
	total #	dup #	ratio	dpk	total #	dup #	ratio	dpk
Computer science	52679	23121	43.89%	2.94	34219	15800	46.17%	3.05
Mechanics	13109	2782	21.22%	3.54	3350	1575	47.01%	3.65



Power	42362	10213	24.11%	3.46	14892	7265	48.78%	3.56
Publishing-related	18899	5757	30.46%	3.55	13671	5384	39.38%	3.61
Forestry	20338	8676	42.66%	3.35	12359	6318	51.12%	3.35
Industrial technology	32172	9659	30.02%	3.96	12722	7577	59.56%	4.08
Math-related	16902	4213	24.93%	2.72	9193	2227	24.22%	2.87
Environment-related	28190	12582	44.63%	3.61	16027	8902	55.54%	3.67
Fisheries-related	7703	3498	45.41%	3.61	5639	2587	45.88%	3.65
Animal Husbandry	21635	11337	52.40%	3.2	17929	9238	51.53%	3.18
Architecture-related	82356	26109	31.70%	3.25	52283	20046	38.34%	3.29
Aerospace	28764	7763	26.99%	3.71	11971	5460	45.61%	3.8
Light Industry	54445	17972	33.01%	3.57	35354	14113	39.92%	3.61
Finance	80437	34048	42.33%	3.01	71987	31860	44.26%	3.01
Physics-related	37124	8311	22.39%	2.9	14462	5350	36.99%	2.95
Traffic transportation	54608	18863	34.54%	3.44	36161	14771	40.85%	3.43
History&Geography	19364	8568	44.25%	3.38	16478	8205	49.79%	3.4
Agriculture-related	68732	31123	45.28%	3.1	48122	22655	47.08%	3.12
Machinery	48717	20694	42.48%	3.5	29515	14879	50.41%	3.58
Chemistry	73432	26187	35.66%	3.22	44546	17759	39.87%	3.3
Law	15890	6279	39.52%	2.87	11388	5560	48.82%	2.93
Energy-related	35818	11903	33.23%	3.29	19517	7708	39.49%	3.4
Astronomy	62318	22069	35.41%	3.1	38313	14503	37.85%	3.17
Education	68097	29567	43.42%	3.01	61306	27910	45.53%	3.04
Power industry	44511	12622	28.36%	3.65	25821	9375	36.31%	3.7
Art-related	14451	7378	51.06%	3.51	13858	7283	52.55%	3.52
Material science	19590	6032	30.79%	3.52	6457	3794	58.76%	3.62
Metallurgical industry	56900	16731	29.40%	3.48	33023	11992	36.31%	3.53
Electric industry	57358	23912	41.69%	3	39901	17472	43.79%	3.05
Politics-related	39743	24345	61.26%	3.03	35874	23125	64.46%	3.05
Military	6397	3002	46.93%	3.03	3482	2307	66.26%	3.25
Medicine-related	155681	21741	13.97%	2.9	116379	16020	13.77%	2.94
Bioscience	29217	19270	65.95%	3.01	17462	11972	68.56%	3.09
Mining industry	31666	12476	39.40%	3.6	19104	8906	46.62%	3.67
Culture-related	25639	17156	66.91%	3.11	24144	16722	69.26%	3.13
Sport-related	16694	4220	25.28%	3.4	10788	3514	32.57%	3.46
Total	1153819	202060	17.51%	2.62	722298	154735	21.42%	2.65

The rest duplicate name statistics for keywords in TechKG are listed in the following table.

domain	Top-100% $tf*idf$				Top-90% $tf*idf$				Top-80% $tf*idf$			
	total #	dup #	ratio	$d_{pk}$	total #	dup #	ratio	$d_{pk}$	total #	dup #	ratio	$d_{pk}$
Compute	526348	300981	57.18%	6.79	474907	249232	52.48%	4.1	432783	202643	46.82%	3.35
Mechanics	71687	44882	62.61%	8.19	64954	38127	58.70%	4.74	57349	29984	52.28%	3.68
Power	210515	131515	62.47%	8.92	189725	110675	58.33%	5.25	171732	90742	52.84%	4.1
Publishing	180589	123343	68.30%	10.11	162713	105210	64.66%	5.8	144490	84285	58.33%	4.48
Forestry	199267	126190	63.33%	9.34	180223	107068	59.41%	5.35	159579	84472	52.93%	4.06
Industrial	282980	206734	73.06%	8.91	255301	178944	70.09%	5.5	232126	152772	65.81%	4.32
Math	162505	80477	49.52%	8.05	146409	64232	43.87%	4.16	132352	47484	35.88%	3.27
Environment	273529	191278	69.93%	8.6	248091	165728	66.80%	5.2	223614	137463	61.47%	4.04
Fisheries	76781	55605	72.42%	10.45	69171	47948	69.32%	5.82	61822	39686	64.19%	4.34
Animal	216261	144946	67.02%	8.04	196019	124489	63.51%	4.7	175868	100301	57.03%	3.78
Architecture	659210	342909	52.02%	7.32	599571	283064	47.21%	4.62	528537	209321	39.60%	3.74
Aerospace	220928	141215	63.92%	9.15	200530	120694	60.19%	5.35	177874	94729	53.26%	4.11
Light Industry	438951	268579	61.19%	8.23	395126	224452	56.81%	5.14	351699	176036	50.05%	4.11
Finance	791894	465401	58.77%	6.6	720474	393162	54.57%	4.44	667569	332178	49.76%	3.69
Physics	207825	107355	51.66%	7.6	188154	87563	46.54%	4.3	166374	63948	38.44%	3.45
Traffic	489477	277050	56.60%	7.95	441332	228785	51.84%	4.93	391979	176284	44.97%	3.96

History&	188186	120383	63.97%	9.07	170467	102516	60.14%	5.3	154324	84683	54.87%	4.16
Agriculture	676833	396108	58.52%	6.56	610980	329732	53.97%	4.19	555514	266312	47.94%	3.51
Machinery	486725	291766	59.94%	7.1	438736	243665	55.54%	4.43	401522	203016	50.56%	3.6
Chemistry	711861	327319	45.98%	6.95	646893	261512	40.43%	4.34	582921	192445	33.01%	3.71
Law	153659	89009	57.93%	9.36	139365	74512	53.47%	5.12	123017	55986	45.51%	3.82
Energy	302269	162070	53.62%	8.81	274507	134215	48.89%	5.08	242753	100449	41.38%	3.88
Astronomy	617698	286071	46.31%	7.02	559855	228031	40.73%	4.18	517269	182781	35.34%	3.43
Education	677498	389173	57.44%	7.1	615638	325615	52.89%	4.6	544084	247013	45.40%	3.85
Power	380101	204640	53.84%	8.49	342605	167060	48.76%	5.03	311758	132881	42.62%	3.93
Art-related	144007	100390	69.71%	9.78	130668	86964	66.55%	5.67	115208	70250	60.98%	4.43
Material	91489	62364	68.17%	8.38	82881	53725	64.82%	4.98	73431	43548	59.30%	3.95
Metal	452839	235134	51.92%	7.89	408569	190704	46.68%	4.73	369741	149003	40.30%	3.78
Electronic	565238	286802	50.74%	7.15	515334	236652	45.92%	4.31	461533	179554	38.90%	3.48
Politics	393136	249428	63.45%	7.78	354329	210204	59.32%	4.92	317923	170370	53.59%	4.02
Military	52641	45695	86.80%	11.59	47481	40504	85.31%	6.35	42421	33484	78.93%	4.82
Medicine*	1545988	374140	24.20%	6.57	1422954	251551	17.68%	4.13	1357307*	193647	14.27%	3.7
Bioscience	291019	204912	70.41%	5.58	263812	177160	67.15%	3.54	233339	137138	58.77%	3.22
Mining	314728	180000	57.19%	8.28	284098	149297	52.55%	4.89	253300	116607	46.04%	3.8
Culture	255354	168373	65.94%	8.4	232608	145373	62.50%	5.11	210510	120672	57.32%	4.12
Sport	144830	86512	59.73%	10.62	130877	72235	55.19%	5.79	116087	54913	47.30%	4.41
Total	8003868	1817771	22.71%	4	8003293	1808536	22.60%	3.32	7978805	1676176	21.01%	2.84
	<i>Top-70% tf*idf</i>				<i>Top-60% tf*idf</i>				<i>Top-50% tf*idf</i>			
domain	total #	dup #	ratio	dpk	total #	dup #	ratio	dpk	total #	dup #	ratio	dpk
Compute	402086	161525	40.17%	3.14	330618	91361	27.63%	3.46	330618	86579	26.19%	3.39
Mechanics	50198	21615	43.06%	3.49	49233	17425	35.39%	3.45	40677	11492	28.25%	3.73
Power	147571	62177	42.13%	3.79	127891	41333	32.32%	4.02	125292	37402	29.85%	3.94
Publishing	126507	61255	48.42%	4.14	108383	38477	35.50%	4.25	96591	28518	29.52%	4.38
Forestry	141923	62878	44.30%	3.62	120953	36503	30.18%	3.87	100416	24788	24.69%	4.2
Industrial	200805	112225	55.89%	3.93	169796	73709	43.41%	4.16	163843	60740	37.07%	4.18
Math	123901	36382	29.36%	3.1	105123	23238	22.11%	3.19	105123	22369	21.28%	3.12
Environme	196297	100949	51.43%	3.69	164196	56997	34.71%	4.12	162204	50640	31.22%	4.11
Fisheries	53762	30145	56.07%	3.86	46247	19162	41.43%	3.95	39154	15122	38.62%	3.99
Animal	161030	82775	51.40%	3.49	148401	60725	40.92%	3.59	125118	47054	37.61%	3.71
Architectur	490950	163085	33.22%	3.52	411955	86091	20.90%	4.06	411955	80319	19.50%	4.01
Aerospace	154783	66294	42.83%	3.83	139229	45166	32.44%	3.91	116244	30815	26.51%	4.14
LightIndu	312442	126896	40.61%	3.85	284236	87248	30.70%	4.02	234687	57906	24.67%	4.4
Finance	619288	266974	43.11%	3.48	519083	170558	32.86%	3.71	519083	160350	30.89%	3.63
Physics	153886	48161	31.30%	3.25	130950	27847	21.27%	3.57	130950	27139	20.72%	3.49
Traffic	366150	138097	37.72%	3.62	334847	87609	26.16%	3.91	280680	59434	21.18%	4.2
History&	135382	60282	44.53%	3.89	113698	36864	32.42%	4.16	94730	29792	31.45%	4.28
Agriculture	517525	223289	43.15%	3.3	426907	132544	31.05%	3.63	426907	126279	29.58%	3.59
Machinery	345031	141293	40.95%	3.44	345031	103216	29.91%	3.65	274464	71234	25.95%	3.94
Chemistry	519895	130998	25.20%	3.74	519895	112394	21.62%	3.71	519895	106713	20.53%	3.65
Law	107890	38195	35.40%	3.51	98168	26158	26.65%	3.57	81650	18476	22.63%	3.7
Energy	222868	72442	32.50%	3.63	181397	36103	19.90%	4.33	177900	31577	17.75%	4.18
Astronomy	488177	147766	30.27%	3.21	418406	74062	17.70%	3.72	418406	69803	16.68%	3.69
Education	496295	190482	38.38%	3.7	413007	128199	31.04%	3.85	413007	122616	29.69%	3.73
Power	266076	83308	31.31%	3.83	228137	45596	19.99%	4.45	225262	40841	18.13%	4.38
Art-related	105339	55755	52.93%	4.1	91793	38101	41.51%	4.21	72759	28137	38.67%	4.39
Material	64075	31637	49.37%	3.72	54982	22371	40.69%	3.9	53657	20451	38.11%	3.82
Metal	327094	99341	30.37%	3.64	279246	55826	19.99%	4.16	279246	52324	18.74%	4.12
Electronic	429959	138569	32.23%	3.3	365397	76880	21.04%	3.72	365397	73182	20.03%	3.65
Politics	296393	139571	47.09%	3.79	266360	103506	38.86%	3.83	220783	80911	36.65%	3.89
Military	37223	27337	73.44%	4.04	31705	20459	64.53%	3.68	27319	15218	55.70%	3.54
Medicine*	1357307*	179792	13.25%	3.42	1357307*	150415	11.08%	3.41	1357307*	137004	10.09%	3.41
Bioscience	231246	132610	57.35%	2.99	178399	84968	47.63%	3.21	178399	83517	46.81%	3.16
Mining	229435	85991	37.48%	3.52	209757	49421	23.56%	3.97	171103	32061	18.74%	4.35
Culture	188244	91374	48.54%	3.96	169734	70008	41.25%	3.96	141133	57728	40.90%	3.95

Sport	104234	39707	38.09%	4.04	86908	22425	25.80%	4.26	73779	14738	19.98%	4.37
Total	7883539	1363444	17.29%	2.68	7494900	820490	10.95%	2.87	7234018	691549	9.56%	2.91
	<i>Top-40% tf*idf</i>				<i>Top-30% tf*idf</i>				<i>Top-20% tf*idf</i>			
domain	total #	dup #	ratio (%)	dpk	total #	dup #	ratio (%)	dpk	total #	dup #	ratio (%)	dpk
Compute	330618	85447	25.84%	3.35	160492	77130	48.06%	3.25	107083	41106	38.39%	3.35
Mechanics	40677	11381	27.98%	3.7	21928	8787	40.07%	3.6	14378	4455	30.98%	3.9
Power	125292	36903	29.45%	3.9	66560	28818	43.30%	3.77	42362	12931	30.52%	3.98
Publishing	80443	21413	26.62%	4.43	80443	20771	25.82%	4.33	80443	18323	22.78%	4.06
Forestry	100416	24569	24.47%	4.1	100416	23925	23.83%	3.92	100416	20812	20.73%	3.71
Industrial	129906	45490	35.02%	4.31	129906	44178	34.01%	4.17	56644	25755	45.47%	4.15
Math	65727	22136	33.68%	3.08	52563	13028	24.79%	2.99	41059	7187	17.50%	3.07
Environme	125698	38074	30.29%	4.28	125698	36534	29.06%	4.14	55104	32477	58.94%	3.9
Fisheries	39154	14930	38.13%	3.91	23036	12253	53.19%	3.76	15467	5983	38.68%	3.9
Animal	125118	46644	37.28%	3.62	65635	39093	59.56%	3.44	44513	20591	46.26%	3.49
Architectur	411955	78870	19.15%	3.96	411955	76538	18.58%	3.83	132244	62937	47.59%	3.58
Aerospace	116244	30364	26.12%	4.1	116244	29082	25.02%	4.01	44489	18194	40.90%	3.91
LightIndu	234687	56958	24.27%	4.32	234687	54453	23.20%	4.17	87820	44482	50.65%	3.95
Finance	519083	157255	30.29%	3.56	237796	120491	50.67%	3.53	175871	77142	43.86%	3.43
Physics	130950	26836	20.49%	3.45	130950	25750	19.66%	3.34	46272	13871	29.98%	3.16
Traffic	280680	58669	20.90%	4.15	280680	57342	20.43%	4.01	280680	52391	18.67%	3.72
History&	90999	26010	28.58%	4.18	90999	25580	28.11%	4.07	90999	22250	24.45%	3.81
Agriculture	426907	124177	29.09%	3.51	204111	108968	53.39%	3.39	135481	56395	41.63%	3.44
Machinery	274464	70529	25.70%	3.9	274464	68873	25.09%	3.76	98038	53510	54.58%	3.63
Chemistry	519895	103942	19.99%	3.61	218944	68892	31.47%	3.6	186654	50161	26.87%	3.54
Law	81650	18312	22.43%	3.62	81650	17740	21.73%	3.54	81650	15430	18.90%	3.34
Energy	177900	31246	17.56%	4.13	177900	30129	16.94%	4.02	177900	27563	15.49%	3.79
Astronomy	418406	68308	16.33%	3.64	418406	66308	15.85%	3.53	124643	37559	30.13%	3.41
Education	413007	120116	29.08%	3.63	413007	114874	27.81%	3.54	136691	68097	49.82%	3.45
Power	225262	40380	17.93%	4.33	225262	39313	17.45%	4.18	225262	34860	15.48%	3.92
Art-related	69365	24796	35.75%	4.3	69365	24508	35.33%	4.18	29950	18012	60.14%	3.97
Material	37175	20308	54.63%	3.77	30025	13479	44.89%	3.83	19590	6944	35.45%	4.23
Metal	279246	51588	18.47%	4.07	279246	49229	17.63%	3.94	90972	41917	46.08%	3.76
Electronic	365397	72171	19.75%	3.6	365397	70338	19.25%	3.49	117859	46219	39.22%	3.35
Politics	220783	80104	36.28%	3.78	220783	78053	35.35%	3.67	79945	52325	65.45%	3.51
Military	21811	10929	50.11%	3.49	15800	7495	47.44%	3.66	15767	6912	43.84%	3.4
Medicine	621737	111247	17.89%	3.31	570727	76733	13.44%	3.32	309239	50200	16.23%	3.23
Bioscience	117523	75619	64.34%	3.06	98653	55237	55.99%	3.07	68539	31521	45.99%	3.26
Mining	171103	31557	18.44%	4.32	171103	30962	18.10%	4.18	171103	28667	16.75%	3.93
Culture	141133	57227	40.55%	3.83	77019	56576	73.46%	3.69	53358	35120	65.82%	3.61
Sport	73779	14484	19.63%	4.28	73779	13955	18.91%	4.18	73779	12220	16.56%	3.94
Total	6357230	662029	10.41%	2.88	5224408	594194	11.37%	2.84	2870181	412436	14.37%	2.8

\*: For *medicine* domain, there are many keywords with the same *tf\*idf*, that's why the total numbers of keywords under top50-80% are same.

Appendix G-1. Detailed domain number distribution for cross-domain duplicated keywords (number) in TechKG.

Domain	<i>Top-100% tf*idf</i>					<i>Top-90% tf*idf</i>				
	[1,5)	[5,10)	[10,20)	[20,30)	[30,36)	[1,5)	[5,10)	[10,20)	[20,30)	[30,36)
Computer	186965	53625	41309	16040	3042	201254	36226	10940	808	4
Mechanis	24266	8820	7283	3534	979	27409	8245	2283	190	0
Power	64179	26711	25718	12110	2797	73532	26719	9619	801	4
Publising	46729	31100	29587	12979	2948	60402	34533	9643	628	4
Forestry	58850	26166	25239	12966	2969	68857	28781	8605	821	4
Industrial	93162	49005	44678	16837	3052	112137	49408	16343	1052	4
Math	46020	13698	12174	6464	2121	51431	9724	2806	271	0
Environme	92871	42404	37411	15556	3036	109188	42687	12923	926	4
Fisheries	23981	11379	10732	7045	2468	27924	14544	5046	430	4
Animal	80131	28010	22576	11333	2896	89877	26986	7067	555	4

Architecr	192828	70557	57793	18657	3074	211252	51890	18812	1106	4
Aerospace	65786	30169	28935	13399	2926	78316	31262	10265	847	4
LightIndu	132099	61835	53342	18236	3067	152784	51711	18857	1096	4
Finance	279397	101068	63473	18388	3075	294830	78229	19165	934	4
Physics	62223	19698	16196	7274	1964	68644	14412	4160	347	0
Traffic	143772	60503	51692	18017	3066	162858	47698	17147	1078	4
History&	53643	29899	24076	9972	2793	64692	30231	7284	305	4
Agricue	249082	71561	54018	18373	3074	261533	50740	16382	1073	4
Machiner	171816	57746	43250	15906	3048	187147	42503	13105	906	4
Chemistry	196673	63006	47461	17114	3065	202152	44169	14208	979	4
Law	41814	18400	17311	8871	2613	49505	19384	5267	352	4
Energy	80125	31626	32619	14712	2988	92417	29639	11191	964	4
Astronoy	172653	52307	41621	16432	3058	181904	34059	11158	906	4
Education	219439	88219	59976	18463	3076	240547	66863	17246	955	4
Power	101378	43924	40005	16295	3038	117158	35801	13058	1039	4
Art-	39538	26654	22101	9391	2706	50313	29400	6959	288	4
Material	32894	12718	10319	4878	1555	36766	12941	3768	249	1
Metal	126442	48233	41187	16217	3055	140198	36777	12740	985	4
Electronic	170228	53877	42948	16699	3050	186580	37361	11772	935	4
Politics	128661	61094	42208	14438	3027	146014	51200	12424	562	4
Military	16503	9423	10789	6638	2342	20057	14777	5316	350	4
Medicine	235742	66734	50723	17867	3074	197769	40031	12813	934	4
Bioscie	149574	27733	17390	7759	2456	152119	20227	4566	248	0
Mining	94202	35394	33282	14191	2931	106863	30312	11194	925	3
Culture	80185	42999	30772	11507	2910	96446	39512	9069	342	4
Sport	32544	19804	20979	10316	2869	41189	23612	6999	431	4
Total	1508200	201467	85567	19461	3076	1604384	174265	28770	1113	4
	<i>Top-80% tf*idf</i>					<i>Top-70% tf*idf</i>				
Domain	[1,5)	[5,10)	[10,20)	[20,30)	[30,36)	[1,5)	[5,10)	[10,20)	[20,30)	[30,36)
Computer	178551	18490	5311	290	1	144694	13198	3471	162	0
Mechanis	25445	3456	1010	73	0	18657	2276	632	50	0
Power	73520	12170	4750	301	1	51769	7367	2877	164	0
Publising	63339	16731	3983	231	1	46943	11947	2251	114	0
Forestry	68862	11681	3626	302	1	53059	7655	2017	147	0
Industrial	119043	25138	8195	395	1	90643	16247	5113	222	0
Math	42315	3983	1083	103	0	32918	2686	716	62	0
Environe	111366	19714	6020	362	1	83606	13507	3639	197	0
Fisheries	30416	7402	1748	119	1	24240	4905	943	57	0
Animal	83788	13368	2949	195	1	70944	9922	1801	108	0
Architecr	174971	25065	8875	409	1	138368	18672	5819	226	0
Aerospace	76395	13512	4514	307	1	54559	8682	2890	163	0
LightIndu	140034	26722	8871	408	1	102813	18263	5597	223	0
Finance	278183	45069	8578	347	1	228419	33115	5247	193	0
Physics	55639	6368	1819	122	0	42653	4277	1154	77	0
Traffic	143385	24236	8254	408	1	115716	16821	5337	223	0
History&	66317	15232	3029	104	1	47757	10821	1657	47	0
Agricue	229104	29071	7730	406	1	196048	21981	5034	226	0
Machiner	173589	22321	6770	335	1	121333	15311	4461	188	0
Chemistry	162082	22878	7127	357	1	109643	16445	4708	202	0
Law	46273	7780	1813	119	1	32487	4788	862	58	0
Energy	84042	10704	5343	359	1	61357	7321	3562	202	0
Astronoy	159056	17989	5389	346	1	130638	13404	3525	199	0
Education	201937	37268	7451	356	1	158275	27549	4467	191	0
Power	109614	16374	6500	392	1	68112	10768	4216	212	0
Art-relatd	52387	14955	2819	88	1	42654	11469	1592	40	0
Material	35674	6042	1741	91	0	26533	3976	1074	54	0
Metal	125018	17215	6397	372	1	83499	11493	4139	210	0

Electronic	155845	17881	5491	336	1	121852	12853	3676	188	0	
Politics	135302	29686	5176	205	1	113926	22562	2975	108	0	
Military	23253	8484	1633	113	1	21793	4725	761	58	0	
Medicine	163118	24004	6159	365	1	155809	19548	4232	203	0	
Bioscie	122389	12387	2264	98	0	121259	9798	1495	58	0	
Mining	98533	12142	5575	356	1	73768	8295	3726	202	0	
Culture	94265	22559	3730	117	1	72183	17062	2076	53	0	
Sport	41589	10381	2786	156	1	30878	7209	1547	73	0	
Total	1574965	87502	13294	414	1	1292004	62879	8333	228	0	
	<i>Top-60% tf*idf</i>					<i>Top-50% tf*idf</i>					
Domain	[1,5)	[5,10)	[10,20)	[20,30)	[30,36)	[1,5)	[5,10)	[10,20)	[20,30)	[30,36)	
Computer	79805	9156	2317	83	0	76488	8019	2007	65	0	
Mechanis	15188	1721	483	33	0	9798	1291	374	29	0	
Power	33787	5401	2058	87	0	30880	4693	1758	71	0	
Publising	28979	8075	1362	61	0	21149	6322	1012	35	0	
Forestry	29909	5295	1223	76	0	19655	4215	870	48	0	
Industrial	58174	11821	3591	123	0	47958	9722	2972	88	0	
Math	21008	1691	505	34	0	20421	1491	425	32	0	
Environe	44751	9801	2344	101	0	39948	8673	1945	74	0	
Fisheries	15329	3279	531	23	0	12074	2638	398	12	0	
Animal	51843	7630	1199	53	0	39883	6249	890	32	0	
Architecr	68930	13068	3967	126	0	64933	11915	3381	90	0	
Aerospace	37008	6027	2045	86	0	24803	4379	1572	61	0	
LightIndu	69236	13980	3906	126	0	44072	10734	3010	90	0	
Finance	143460	23667	3331	100	0	137240	20365	2677	68	0	
Physics	24143	2882	773	49	0	23797	2628	667	47	0	
Traffic	71213	12521	3754	121	0	46868	9485	2995	86	0	
History&	28320	7530	986	28	0	22632	6429	717	14	0	
Agricue	113301	15837	3280	126	0	109111	14299	2779	90	0	
Machiner	87234	12539	3334	109	0	58550	9905	2701	78	0	
Chemistry	94955	13800	3522	117	0	91084	12508	3035	86	0	
Law	22323	3286	520	29	0	15700	2397	364	15	0	
Energy	28257	5274	2460	112	0	25178	4305	2010	84	0	
Astronoy	62282	9335	2334	111	0	59190	8559	1970	84	0	
Education	105898	19411	2786	104	0	103757	16529	2258	72	0	
Power	34834	7709	2939	114	0	31581	6636	2539	85	0	
Art-	28729	8414	932	26	0	20813	6642	668	14	0	
Material	18579	2998	764	30	0	17190	2600	636	25	0	
Metal	44478	8357	2875	116	0	42049	7648	2543	84	0	
Electronic	65234	9041	2507	98	0	62923	8005	2178	76	0	
Politics	85095	16523	1824	64	0	66576	12962	1337	36	0	
Military	17081	2950	393	35	0	12959	2007	234	18	0	
Medicine	131366	15874	3059	116	0	120185	14188	2547	84	0	
Bioscie	76524	7439	979	26	0	75875	6812	810	20	0	
Mining	40310	6269	2732	110	0	25213	4657	2110	81	0	
Culture	55891	12826	1259	32	0	46514	10290	910	14	0	
Sport	16779	4683	918	45	0	10939	3157	616	26	0	
Total	768736	45996	5632	126	0	648186	38705	4568	90	0	
	<i>Top-40% tf*idf</i>					<i>Top-30% tf*idf</i>					
Domain	[1,5)	[5,10)	[10,20)	[20,30)	[30,36)	[1,5)	[5,10)	[10,20)	[20,30)	[30,36)	
Computer	75925	7586	1876	60	0	69126	6404	1553	47	0	
Mechanis	9745	1251	359	26	0	7556	954	255	22	0	
Power	30613	4551	1675	64	0	24130	3349	1288	51	0	
Publising	15831	4789	762	31	0	15614	4447	683	27	0	
Forestry	19729	4011	787	42	0	19627	3578	685	35	0	
Industrial	35478	7478	2456	78	0	35010	6964	2140	64	0	

Math	20279	1435	390	32	0	11981	779	242	26	0
Environe	29457	7026	1528	63	0	28776	6382	1323	53	0
Fisheries	12067	2496	357	10	0	10020	1961	263	9	0
Animal	39947	5879	791	27	0	34036	4456	581	20	0
Architecr	64296	11385	3109	80	0	63318	10457	2697	66	0
Aerospace	24561	4240	1509	54	0	23800	3897	1341	44	0
LightIndu	43877	10242	2759	80	0	42737	9238	2412	66	0
Finance	136361	18477	2356	61	0	104157	14501	1785	48	0
Physics	23648	2509	637	42	0	22919	2234	562	35	0
Traffic	46640	9150	2801	78	0	46332	8535	2411	64	0
History&	20045	5407	546	12	0	20150	4931	487	12	0
Agricue	108219	13356	2522	80	0	96095	10768	2039	66	0
Machiner	58368	9549	2542	70	0	57914	8710	2193	56	0
Chemistry	89130	11920	2815	77	0	58814	8057	1963	58	0
Law	15794	2191	312	15	0	15417	2029	279	15	0
Energy	25067	4208	1896	75	0	24445	3919	1704	61	0
Astronoy	58331	8106	1796	75	0	57316	7374	1556	62	0
Education	103116	14946	1990	64	0	99890	13209	1722	53	0
Power	31466	6444	2393	77	0	31093	6049	2107	64	0
Art-	18573	5691	522	10	0	18909	5134	455	10	0
Material	17211	2479	596	22	0	11191	1831	440	17	0
Metal	41713	7400	2400	75	0	40324	6746	2097	62	0
Electronic	62425	7611	2067	68	0	61557	6919	1808	54	0
Politics	67276	11661	1135	32	0	66580	10466	978	29	0
Military	9356	1422	138	13	0	6265	1116	105	9	0
Medicine	98540	10722	1913	72	0	67893	7445	1339	56	0
Bioscie	69108	5859	639	13	0	50304	4462	461	10	0
Mining	24942	4537	2006	72	0	24802	4314	1787	59	0
Culture	47127	9330	758	12	0	47713	8221	630	12	0
Sport	10911	3018	531	24	0	10672	2782	479	22	0
Total	622623	35235	4091	80	0	560547	30150	3431	66	0
	<i>Top-20% tf*idf</i>					<i>Top-10% tf*idf</i>				
Domain	[1,5)	[5,10)	[10,20)	[20,30)	[30,36)	[1,5)	[5,10)	[10,20)	[20,30)	[30,36)
Computer	36424	3762	901	19	0	21463	1372	278	8	0
Mechanis	3664	621	158	12	0	2425	278	74	5	0
Power	10496	1763	650	22	0	8876	1014	314	9	0
Publising	14417	3419	475	12	0	4894	786	76	1	0
Forestry	17561	2754	480	17	0	7693	897	82	4	0
Industrial	20221	4171	1334	29	0	7839	1406	405	9	0
Math	6536	491	147	13	0	3975	181	52	5	0
Environe	26552	4987	912	26	0	10725	1649	201	7	0
Fisheries	4784	1076	119	4	0	2909	553	34	2	0
Animal	17813	2499	271	8	0	10217	1062	57	1	0
Architecr	53639	7506	1761	31	0	23276	2333	491	9	0
Aerospace	14920	2428	824	22	0	6562	936	258	7	0
LightIndu	35884	6942	1625	31	0	15382	2154	427	9	0
Finance	67528	8587	1007	20	0	31595	2269	180	4	0
Physics	12507	1079	269	16	0	7761	441	102	7	0
Traffic	43929	6815	1616	31	0	16376	2019	459	9	0
History&	18194	3729	321	6	0	7553	970	45	0	0
Agricue	49578	5796	990	31	0	28649	2224	241	9	0
Machiner	45609	6416	1457	28	0	18007	2222	456	9	0
Chemistry	43218	5652	1263	28	0	23545	2230	403	9	0
Law	13703	1523	197	7	0	5951	305	23	0	0
Energy	22832	3428	1273	30	0	10521	1030	343	9	0
Astronoy	32857	3885	788	29	0	20116	1710	235	8	0
Education	59670	7501	903	23	0	27506	1887	171	3	0

Power	28327	5032	1470	31	0	10648	1532	433	9	0
Art-	14347	3384	278	3	0	6396	939	43	0	0
Material	5450	1205	281	8	0	5279	638	110	5	0
Metal	35017	5391	1478	31	0	14518	1761	443	9	0
Electronic	40886	4230	1080	23	0	22102	1453	349	8	0
Politics	45394	6343	575	13	0	22615	1631	97	2	0
Military	6013	821	72	6	0	2765	227	10	0	0
Medicine	44932	4463	781	24	0	20291	1311	133	6	0
Bioscie	28305	2947	266	3	0	17897	1310	62	1	0
Mining	23563	3752	1324	28	0	10720	1329	418	9	0
Culture	29856	4932	330	2	0	15754	1362	40	0	0
Sport	9663	2207	341	9	0	3660	508	50	2	0
Total	390134	20104	2167	31	0	194842	6612	597	9	0

Appendix G-2. Detailed domain number distribution for cross-domain duplicated keywords (ratio) in TechKG.

Domain	Top-100% $tf*idf$					Top-90% $tf*idf$				
	[1,5)	[5,10)	[10,20)	[20,30)	[30,36)	[1,5)	[5,10)	[10,20)	[20,30)	[30,36)
Computer	62.12%	17.82%	13.72%	5.33%	1.01%	80.75%	14.54%	4.39%	0.32%	0.00%
Mechanis	54.07%	19.65%	16.23%	7.87%	2.18%	71.89%	21.63%	5.99%	0.50%	0.00%
Power	48.80%	20.31%	19.56%	9.21%	2.13%	66.44%	24.14%	8.69%	0.72%	0.00%
Publising	37.89%	25.21%	23.99%	10.52%	2.39%	57.41%	32.82%	9.17%	0.60%	0.00%
Forestry	46.64%	20.74%	20.00%	10.27%	2.35%	64.31%	26.88%	8.04%	0.77%	0.00%
Industrial	45.06%	23.70%	21.61%	8.14%	1.48%	62.67%	27.61%	9.13%	0.59%	0.00%
Math	57.18%	17.02%	15.13%	8.03%	2.64%	80.07%	15.14%	4.37%	0.42%	0.00%
Environe	48.55%	22.17%	19.56%	8.13%	1.59%	65.88%	25.76%	7.80%	0.56%	0.00%
Fisheries	43.13%	20.46%	19.30%	12.67%	4.44%	58.24%	30.33%	10.52%	0.90%	0.01%
Animal	55.28%	19.32%	15.58%	7.82%	2.00%	72.20%	21.68%	5.68%	0.45%	0.00%
Architecr	56.23%	20.58%	16.85%	5.44%	0.90%	74.63%	18.33%	6.65%	0.39%	0.00%
Aerospace	46.59%	21.36%	20.49%	9.49%	2.07%	64.89%	25.90%	8.50%	0.70%	0.00%
LightIndu	49.18%	23.02%	19.86%	6.79%	1.14%	68.07%	23.04%	8.40%	0.49%	0.00%
Finance	60.03%	21.72%	13.64%	3.95%	0.66%	74.99%	19.90%	4.87%	0.24%	0.00%
Physics	57.96%	18.35%	15.09%	6.78%	1.83%	78.39%	16.46%	4.75%	0.40%	0.00%
Traffic	51.89%	21.84%	18.66%	6.50%	1.11%	71.18%	20.85%	7.49%	0.47%	0.00%
History&	44.56%	24.84%	20.00%	8.28%	2.32%	63.10%	29.49%	7.11%	0.30%	0.00%
Agricue	62.88%	18.07%	13.64%	4.64%	0.78%	79.32%	15.39%	4.97%	0.33%	0.00%
Machiner	58.89%	19.79%	14.82%	5.45%	1.04%	76.81%	17.44%	5.38%	0.37%	0.00%
Chemistry	60.09%	19.25%	14.50%	5.23%	0.94%	77.30%	16.89%	5.43%	0.37%	0.00%
Law	46.98%	20.67%	19.45%	9.97%	2.94%	66.44%	26.01%	7.07%	0.47%	0.01%
Energy	49.44%	19.51%	20.13%	9.08%	1.84%	68.86%	22.08%	8.34%	0.72%	0.00%
Astronoy	60.35%	18.28%	14.55%	5.74%	1.07%	79.77%	14.94%	4.89%	0.40%	0.00%
Education	56.39%	22.67%	15.41%	4.74%	0.79%	73.87%	20.53%	5.30%	0.29%	0.00%
Power	49.54%	21.46%	19.55%	7.96%	1.48%	70.13%	21.43%	7.82%	0.62%	0.00%
Art-	39.38%	26.55%	22.02%	9.35%	2.70%	57.85%	33.81%	8.00%	0.33%	0.00%
Material	52.75%	20.39%	16.55%	7.82%	2.49%	68.43%	24.09%	7.01%	0.46%	0.00%
Metal	53.77%	20.51%	17.52%	6.90%	1.30%	73.52%	19.28%	6.68%	0.52%	0.00%
Electronic	59.35%	18.79%	14.97%	5.82%	1.06%	78.84%	15.79%	4.97%	0.40%	0.00%
Politics	51.58%	24.49%	16.92%	5.79%	1.21%	69.46%	24.36%	5.91%	0.27%	0.00%
Military	36.12%	20.62%	23.61%	14.53%	5.13%	49.52%	36.48%	13.12%	0.86%	0.01%
Medicine	63.01%	17.84%	13.56%	4.78%	0.82%	78.62%	15.91%	5.09%	0.37%	0.00%
Bioscie	72.99%	13.53%	8.49%	3.79%	1.20%	85.87%	11.42%	2.58%	0.14%	0.00%
Mining	52.33%	19.66%	18.49%	7.88%	1.63%	71.58%	20.30%	7.50%	0.62%	0.00%
Culture	47.62%	25.54%	18.28%	6.83%	1.73%	66.34%	27.18%	6.24%	0.24%	0.00%
Sport	37.62%	22.89%	24.25%	11.92%	3.32%	57.02%	32.69%	9.69%	0.60%	0.01%
Total	82.97%	11.08%	4.71%	1.07%	0.17%	88.71%	9.64%	1.59%	0.06%	0.00%

Domain	Top-80% $tf*idf$					Top-70% $tf*idf$				
	[1,5)	[5,10)	[10,20)	[20,30)	[30,36)	[1,5)	[5,10)	[10,20)	[20,30)	[30,36)
Compute	88.11%	9.12%	2.62%	0.14%	0.00%	89.58%	8.17%	2.15%	0.10%	0.00%

Mechanis	84.86%	11.53%	3.37%	0.24%	0.00%	86.32%	10.53%	2.92%	0.23%	0.00%
Power	81.02%	13.41%	5.23%	0.33%	0.00%	83.26%	11.85%	4.63%	0.26%	0.00%
Publising	75.15%	19.85%	4.73%	0.27%	0.00%	76.64%	19.50%	3.67%	0.19%	0.00%
Forestry	81.52%	13.83%	4.29%	0.36%	0.00%	84.38%	12.17%	3.21%	0.23%	0.00%
Industrial	77.92%	16.45%	5.36%	0.26%	0.00%	80.77%	14.48%	4.56%	0.20%	0.00%
Math	89.11%	8.39%	2.28%	0.22%	0.00%	90.48%	7.38%	1.97%	0.17%	0.00%
Environe	81.02%	14.34%	4.38%	0.26%	0.00%	82.82%	13.38%	3.60%	0.20%	0.00%
Fisheries	76.64%	18.65%	4.40%	0.30%	0.00%	80.41%	16.27%	3.13%	0.19%	0.00%
Animal	83.54%	13.33%	2.94%	0.19%	0.00%	85.71%	11.99%	2.18%	0.13%	0.00%
Architecr	83.59%	11.97%	4.24%	0.20%	0.00%	84.84%	11.45%	3.57%	0.14%	0.00%
Aerospace	80.65%	14.26%	4.77%	0.32%	0.00%	82.30%	13.10%	4.36%	0.25%	0.00%
LightIndu	79.55%	15.18%	5.04%	0.23%	0.00%	81.02%	14.39%	4.41%	0.18%	0.00%
Finance	83.75%	13.57%	2.58%	0.10%	0.00%	85.56%	12.40%	1.97%	0.07%	0.00%
Physics	87.01%	9.96%	2.84%	0.19%	0.00%	88.56%	8.88%	2.40%	0.16%	0.00%
Traffic	81.34%	13.75%	4.68%	0.23%	0.00%	83.79%	12.18%	3.86%	0.16%	0.00%
History&	78.31%	17.99%	3.58%	0.12%	0.00%	79.22%	17.95%	2.75%	0.08%	0.00%
Agricue	86.03%	10.92%	2.90%	0.15%	0.00%	87.80%	9.84%	2.25%	0.10%	0.00%
Machiner	85.51%	10.99%	3.33%	0.17%	0.00%	85.87%	10.84%	3.16%	0.13%	0.00%
Chemistry	84.22%	11.89%	3.70%	0.19%	0.00%	83.70%	12.55%	3.59%	0.15%	0.00%
Law	82.65%	13.90%	3.24%	0.21%	0.00%	85.06%	12.54%	2.26%	0.15%	0.00%
Energy	83.67%	10.66%	5.32%	0.36%	0.00%	84.70%	10.11%	4.92%	0.28%	0.00%
Astronoy	87.02%	9.84%	2.95%	0.19%	0.00%	88.41%	9.07%	2.39%	0.13%	0.00%
Education	81.75%	15.09%	3.02%	0.14%	0.00%	83.09%	14.46%	2.35%	0.10%	0.00%
Power	82.49%	12.32%	4.89%	0.30%	0.00%	81.76%	12.93%	5.06%	0.25%	0.00%
Art-	74.57%	21.29%	4.01%	0.13%	0.00%	76.50%	20.57%	2.86%	0.07%	0.00%
Material	81.92%	13.87%	4.00%	0.21%	0.00%	83.87%	12.57%	3.39%	0.17%	0.00%
Metal	83.90%	11.55%	4.29%	0.25%	0.00%	84.05%	11.57%	4.17%	0.21%	0.00%
Electronic	86.80%	9.96%	3.06%	0.19%	0.00%	87.94%	9.28%	2.65%	0.14%	0.00%
Politics	79.42%	17.42%	3.04%	0.12%	0.00%	81.63%	16.17%	2.13%	0.08%	0.00%
Military	69.45%	25.34%	4.88%	0.34%	0.00%	79.72%	17.28%	2.78%	0.21%	0.00%
Medicine	84.23%	12.40%	3.18%	0.19%	0.00%	86.66%	10.87%	2.35%	0.11%	0.00%
Bioscie	89.25%	9.03%	1.65%	0.07%	0.00%	91.44%	7.39%	1.13%	0.04%	0.00%
Mining	84.50%	10.41%	4.78%	0.31%	0.00%	85.79%	9.65%	4.33%	0.23%	0.00%
Culture	78.12%	18.69%	3.09%	0.10%	0.00%	79.00%	18.67%	2.27%	0.06%	0.00%
Sport	75.74%	18.90%	5.07%	0.28%	0.00%	77.76%	18.16%	3.90%	0.18%	0.00%
Total	93.96%	5.22%	0.79%	0.02%	0.00%	94.76%	4.61%	0.61%	0.02%	0.00%

Domain	<i>Top-60% tf*idf</i>					<i>Top-50% tf*idf</i>				
	[1,5)	[5,10)	[10,20)	[20,30)	[30,36)	[1,5)	[5,10)	[10,20)	[20,30)	[30,36)
Compute	87.35%	10.02%	2.54%	0.09%	0.00%	88.34%	9.26%	2.32%	0.08%	0.00%
Mechanis	87.16%	9.88%	2.77%	0.19%	0.00%	85.26%	11.23%	3.25%	0.25%	0.00%
Power	81.74%	13.07%	4.98%	0.21%	0.00%	82.56%	12.55%	4.70%	0.19%	0.00%
Publising	75.32%	20.99%	3.54%	0.16%	0.00%	74.16%	22.17%	3.55%	0.12%	0.00%
Forestry	81.94%	14.51%	3.35%	0.21%	0.00%	79.29%	17.00%	3.51%	0.19%	0.00%
Industrial	78.92%	16.04%	4.87%	0.17%	0.00%	78.96%	16.01%	4.89%	0.14%	0.00%
Math	90.40%	7.28%	2.17%	0.15%	0.00%	91.29%	6.67%	1.90%	0.14%	0.00%
Environe	78.51%	17.20%	4.11%	0.18%	0.00%	78.89%	17.13%	3.84%	0.15%	0.00%
Fisheries	80.00%	17.11%	2.77%	0.12%	0.00%	79.84%	17.44%	2.63%	0.08%	0.00%
Animal	85.37%	12.56%	1.97%	0.09%	0.00%	84.76%	13.28%	1.89%	0.07%	0.00%
Architecr	80.07%	15.18%	4.61%	0.15%	0.00%	80.84%	14.83%	4.21%	0.11%	0.00%
Aerospace	81.94%	13.34%	4.53%	0.19%	0.00%	80.49%	14.21%	5.10%	0.20%	0.00%
LightIndu	79.36%	16.02%	4.48%	0.14%	0.00%	76.11%	18.54%	5.20%	0.16%	0.00%
Finance	84.11%	13.88%	1.95%	0.06%	0.00%	85.59%	12.70%	1.67%	0.04%	0.00%
Physics	86.70%	10.35%	2.78%	0.18%	0.00%	87.69%	9.68%	2.46%	0.17%	0.00%
Traffic	81.29%	14.29%	4.28%	0.14%	0.00%	78.86%	15.96%	5.04%	0.14%	0.00%
History&	76.82%	20.43%	2.67%	0.08%	0.00%	75.97%	21.58%	2.41%	0.05%	0.00%
Agricue	85.48%	11.95%	2.47%	0.10%	0.00%	86.40%	11.32%	2.20%	0.07%	0.00%
Machiner	84.52%	12.15%	3.23%	0.11%	0.00%	82.19%	13.90%	3.79%	0.11%	0.00%



Chemistry	84.48%	12.28%	3.13%	0.10%	0.00%	85.35%	11.72%	2.84%	0.08%	0.00%
Law	85.34%	12.56%	1.99%	0.11%	0.00%	84.98%	12.97%	1.97%	0.08%	0.00%
Energy	78.27%	14.61%	6.81%	0.31%	0.00%	79.74%	13.63%	6.37%	0.27%	0.00%
Astronoy	84.09%	12.60%	3.15%	0.15%	0.00%	84.80%	12.26%	2.82%	0.12%	0.00%
Education	82.60%	15.14%	2.17%	0.08%	0.00%	84.62%	13.48%	1.84%	0.06%	0.00%
Power	76.40%	16.91%	6.45%	0.25%	0.00%	77.33%	16.25%	6.22%	0.21%	0.00%
Art-	75.40%	22.08%	2.45%	0.07%	0.00%	73.97%	23.61%	2.37%	0.05%	0.00%
Material	83.05%	13.40%	3.42%	0.13%	0.00%	84.05%	12.71%	3.11%	0.12%	0.00%
Metal	79.67%	14.97%	5.15%	0.21%	0.00%	80.36%	14.62%	4.86%	0.16%	0.00%
Electronic	84.85%	11.76%	3.26%	0.13%	0.00%	85.98%	10.94%	2.98%	0.10%	0.00%
Politics	82.21%	15.96%	1.76%	0.06%	0.00%	82.28%	16.02%	1.65%	0.04%	0.00%
Military	83.49%	14.42%	1.92%	0.17%	0.00%	85.16%	13.19%	1.54%	0.12%	0.00%
Medicine	87.34%	10.55%	2.03%	0.08%	0.00%	87.72%	10.36%	1.86%	0.06%	0.00%
Bioscie	90.06%	8.76%	1.15%	0.03%	0.00%	90.85%	8.16%	0.97%	0.02%	0.00%
Mining	81.56%	12.68%	5.53%	0.22%	0.00%	78.64%	14.53%	6.58%	0.25%	0.00%
Culture	79.84%	18.32%	1.80%	0.05%	0.00%	80.57%	17.82%	1.58%	0.02%	0.00%
Sport	74.82%	20.88%	4.09%	0.20%	0.00%	74.22%	21.42%	4.18%	0.18%	0.00%
Total	93.69%	5.61%	0.69%	0.02%	0.00%	93.73%	5.60%	0.66%	0.01%	0.00%

Domain	Top-40% $tf*idf$					Top-30% $tf*idf$				
	[1,5)	[5,10)	[10,20)	[20,30)	[30,36)	[1,5)	[5,10)	[10,20)	[20,30)	[30,36)
Compute	88.86%	8.88%	2.20%	0.07%	0.00%	89.62%	8.30%	2.01%	0.06%	0.00%
Mechanis	85.63%	10.99%	3.15%	0.23%	0.00%	85.99%	10.86%	2.90%	0.25%	0.00%
Power	82.96%	12.33%	4.54%	0.17%	0.00%	83.73%	11.62%	4.47%	0.18%	0.00%
Publising	73.93%	22.36%	3.56%	0.14%	0.00%	75.17%	21.41%	3.29%	0.13%	0.00%
Forestry	80.30%	16.33%	3.20%	0.17%	0.00%	82.04%	14.96%	2.86%	0.15%	0.00%
Industrial	77.99%	16.44%	5.40%	0.17%	0.00%	79.25%	15.76%	4.84%	0.14%	0.00%
Math	91.61%	6.48%	1.76%	0.14%	0.00%	91.96%	5.98%	1.86%	0.20%	0.00%
Environe	77.37%	18.45%	4.01%	0.17%	0.00%	78.76%	17.47%	3.62%	0.15%	0.00%
Fisheries	80.82%	16.72%	2.39%	0.07%	0.00%	81.78%	16.00%	2.15%	0.07%	0.00%
Animal	85.64%	12.60%	1.70%	0.06%	0.00%	87.06%	11.40%	1.49%	0.05%	0.00%
Architecr	81.52%	14.44%	3.94%	0.10%	0.00%	82.73%	13.66%	3.52%	0.09%	0.00%
Aerospace	80.89%	13.96%	4.97%	0.18%	0.00%	81.84%	13.40%	4.61%	0.15%	0.00%
LightIndu	77.03%	17.98%	4.84%	0.14%	0.00%	78.48%	16.97%	4.43%	0.12%	0.00%
Finance	86.71%	11.75%	1.50%	0.04%	0.00%	86.44%	12.03%	1.48%	0.04%	0.00%
Physics	88.12%	9.35%	2.37%	0.16%	0.00%	89.01%	8.68%	2.18%	0.14%	0.00%
Traffic	79.50%	15.60%	4.77%	0.13%	0.00%	80.80%	14.88%	4.20%	0.11%	0.00%
History&	77.07%	20.79%	2.10%	0.05%	0.00%	78.77%	19.28%	1.90%	0.05%	0.00%
Agricue	87.15%	10.76%	2.03%	0.06%	0.00%	88.19%	9.88%	1.87%	0.06%	0.00%
Machiner	82.76%	13.54%	3.60%	0.10%	0.00%	84.09%	12.65%	3.18%	0.08%	0.00%
Chemistry	85.75%	11.47%	2.71%	0.07%	0.00%	85.37%	11.70%	2.85%	0.08%	0.00%
Law	86.25%	11.96%	1.70%	0.08%	0.00%	86.91%	11.44%	1.57%	0.08%	0.00%
Energy	80.22%	13.47%	6.07%	0.24%	0.00%	81.13%	13.01%	5.66%	0.20%	0.00%
Astronoy	85.39%	11.87%	2.63%	0.11%	0.00%	86.44%	11.12%	2.35%	0.09%	0.00%
Education	85.85%	12.44%	1.66%	0.05%	0.00%	86.96%	11.50%	1.50%	0.05%	0.00%
Power	77.92%	15.96%	5.93%	0.19%	0.00%	79.09%	15.39%	5.36%	0.16%	0.00%
Art-	74.90%	22.95%	2.11%	0.04%	0.00%	77.15%	20.95%	1.86%	0.04%	0.00%
Material	84.75%	12.21%	2.93%	0.11%	0.00%	83.03%	13.58%	3.26%	0.13%	0.00%
Metal	80.86%	14.34%	4.65%	0.15%	0.00%	81.91%	13.70%	4.26%	0.13%	0.00%
Electronic	86.50%	10.55%	2.86%	0.09%	0.00%	87.52%	9.84%	2.57%	0.08%	0.00%
Politics	83.99%	14.56%	1.42%	0.04%	0.00%	85.30%	13.41%	1.25%	0.04%	0.00%
Military	85.61%	13.01%	1.26%	0.12%	0.00%	83.59%	14.89%	1.40%	0.12%	0.00%
Medicine	88.58%	9.64%	1.72%	0.06%	0.00%	88.48%	9.70%	1.75%	0.07%	0.00%
Bioscie	91.39%	7.75%	0.85%	0.02%	0.00%	91.07%	8.08%	0.83%	0.02%	0.00%
Mining	79.04%	14.38%	6.36%	0.23%	0.00%	80.10%	13.93%	5.77%	0.19%	0.00%
Culture	82.35%	16.30%	1.32%	0.02%	0.00%	84.33%	14.53%	1.11%	0.02%	0.00%
Sport	75.33%	20.84%	3.67%	0.17%	0.00%	76.47%	19.94%	3.43%	0.16%	0.00%
Total	94.05%	5.32%	0.62%	0.01%	0.00%	94.34%	5.07%	0.58%	0.01%	0.00%

Domain	Top-20% $tf*idf$					Top-10% $tf*idf$				
	[1,5)	[5,10)	[10,20)	[20,30)	[30,36)	[1,5)	[5,10)	[10,20)	[20,30)	[30,36)
Compute	88.61%	9.15%	2.19%	0.05%	0.00%	92.83%	5.93%	1.20%	0.03%	0.00%
Mechanis	82.24%	13.94%	3.55%	0.27%	0.00%	87.17%	9.99%	2.66%	0.18%	0.00%
Power	81.17%	13.63%	5.03%	0.17%	0.00%	86.91%	9.93%	3.07%	0.09%	0.00%
Publising	78.68%	18.66%	2.59%	0.07%	0.00%	85.01%	13.65%	1.32%	0.02%	0.00%
Forestry	84.38%	13.23%	2.31%	0.08%	0.00%	88.67%	10.34%	0.95%	0.05%	0.00%
Industrial	78.51%	16.19%	5.18%	0.11%	0.00%	81.16%	14.56%	4.19%	0.09%	0.00%
Math	90.94%	6.83%	2.05%	0.18%	0.00%	94.35%	4.30%	1.23%	0.12%	0.00%
Environe	81.76%	15.36%	2.81%	0.08%	0.00%	85.24%	13.11%	1.60%	0.06%	0.00%
Fisheries	79.96%	17.98%	1.99%	0.07%	0.00%	83.16%	15.81%	0.97%	0.06%	0.00%
Animal	86.51%	12.14%	1.32%	0.04%	0.00%	90.12%	9.37%	0.50%	0.01%	0.00%
Architecr	85.23%	11.93%	2.80%	0.05%	0.00%	89.15%	8.94%	1.88%	0.03%	0.00%
Aerospace	82.01%	13.35%	4.53%	0.12%	0.00%	84.53%	12.06%	3.32%	0.09%	0.00%
LightIndu	80.67%	15.61%	3.65%	0.07%	0.00%	85.59%	11.99%	2.38%	0.05%	0.00%
Finance	87.54%	11.13%	1.31%	0.03%	0.00%	92.80%	6.66%	0.53%	0.01%	0.00%
Physics	90.17%	7.78%	1.94%	0.12%	0.00%	93.38%	5.31%	1.23%	0.08%	0.00%
Traffic	83.85%	13.01%	3.08%	0.06%	0.00%	86.82%	10.70%	2.43%	0.05%	0.00%
History&	81.77%	16.76%	1.44%	0.03%	0.00%	88.15%	11.32%	0.53%	0.00%	0.00%
Agricue	87.91%	10.28%	1.76%	0.05%	0.00%	92.05%	7.15%	0.77%	0.03%	0.00%
Machiner	85.23%	11.99%	2.72%	0.05%	0.00%	87.02%	10.74%	2.20%	0.04%	0.00%
Chemistry	86.16%	11.27%	2.52%	0.06%	0.00%	89.91%	8.52%	1.54%	0.03%	0.00%
Law	88.81%	9.87%	1.28%	0.05%	0.00%	94.78%	4.86%	0.37%	0.00%	0.00%
Energy	82.84%	12.44%	4.62%	0.11%	0.00%	88.39%	8.65%	2.88%	0.08%	0.00%
Astronoy	87.48%	10.34%	2.10%	0.08%	0.00%	91.15%	7.75%	1.06%	0.04%	0.00%
Education	87.63%	11.02%	1.33%	0.03%	0.00%	93.03%	6.38%	0.58%	0.01%	0.00%
Power	81.26%	14.43%	4.22%	0.09%	0.00%	84.36%	12.14%	3.43%	0.07%	0.00%
Art-	79.65%	18.79%	1.54%	0.02%	0.00%	86.69%	12.73%	0.58%	0.00%	0.00%
Material	78.49%	17.35%	4.05%	0.12%	0.00%	87.52%	10.58%	1.82%	0.08%	0.00%
Metal	83.54%	12.86%	3.53%	0.07%	0.00%	86.77%	10.53%	2.65%	0.05%	0.00%
Electronic	88.46%	9.15%	2.34%	0.05%	0.00%	92.43%	6.08%	1.46%	0.03%	0.00%
Politics	86.75%	12.12%	1.10%	0.02%	0.00%	92.89%	6.70%	0.40%	0.01%	0.00%
Military	86.99%	11.88%	1.04%	0.09%	0.00%	92.11%	7.56%	0.33%	0.00%	0.00%
Medicine	89.51%	8.89%	1.56%	0.05%	0.00%	93.33%	6.03%	0.61%	0.03%	0.00%
Bioscie	89.80%	9.35%	0.84%	0.01%	0.00%	92.87%	6.80%	0.32%	0.01%	0.00%
Mining	82.20%	13.09%	4.62%	0.10%	0.00%	85.92%	10.65%	3.35%	0.07%	0.00%
Culture	85.01%	14.04%	0.94%	0.01%	0.00%	91.83%	7.94%	0.23%	0.00%	0.00%
Sport	79.08%	18.06%	2.79%	0.07%	0.00%	86.73%	12.04%	1.18%	0.05%	0.00%
Total	94.59%	4.87%	0.53%	0.01%	0.00%	96.43%	3.27%	0.30%	0.00%	0.00%

Appendix G'. Detailed domain numbers distribution for cross-domain duplicated keywords in TechKG10.

Domain	number					ratio				
	[1,5)	[5,10)	[10,20)	[20,30)	[30,36)	[1,5)	[5,10)	[10,20)	[20,30)	[30,36)
Computer	12181	3399	214	6	0	77.09%	21.51%	1.35%	0.04%	0.00%
Mechanis	1034	491	46	4	0	65.65%	31.17%	2.92%	0.25%	0.00%
Power	5013	2003	242	7	0	69.00%	27.57%	3.33%	0.10%	0.00%
Publising	3345	1963	75	1	0	62.13%	36.46%	1.39%	0.02%	0.00%
Forestry	4431	1814	70	3	0	70.13%	28.71%	1.11%	0.05%	0.00%
Industrial	4401	2839	330	7	0	58.08%	37.47%	4.36%	0.09%	0.00%
Math	1868	322	33	4	0	83.88%	14.46%	1.48%	0.18%	0.00%
Environe	5511	3223	163	5	0	61.91%	36.21%	1.83%	0.06%	0.00%
Fisheries	1584	972	30	1	0	61.23%	37.57%	1.16%	0.04%	0.00%
Animal	6539	2649	49	1	0	70.78%	28.68%	0.53%	0.01%	0.00%
Architecr	14559	5088	392	7	0	72.63%	25.38%	1.96%	0.03%	0.00%
Aerospace	3424	1840	190	6	0	62.71%	33.70%	3.48%	0.11%	0.00%
LightIndu	9231	4528	347	7	0	65.41%	32.08%	2.46%	0.05%	0.00%
Finance	24445	7242	169	4	0	76.73%	22.73%	0.53%	0.01%	0.00%
Physics	4287	986	72	5	0	80.13%	18.43%	1.35%	0.09%	0.00%

Traffic	10294	4112	358	7	0	69.69%	27.84%	2.42%	0.05%	0.00%
History&	5393	2768	44	0	0	65.73%	33.74%	0.54%	0.00%	0.00%
Agricue	16756	5699	193	7	0	73.96%	25.16%	0.85%	0.03%	0.00%
Machiner	9721	4797	354	7	0	65.33%	32.24%	2.38%	0.05%	0.00%
Chemistry	12702	4736	314	7	0	71.52%	26.67%	1.77%	0.04%	0.00%
Law	4298	1239	23	0	0	77.30%	22.28%	0.41%	0.00%	0.00%
Energy	5699	1740	262	7	0	73.94%	22.57%	3.40%	0.09%	0.00%
Astronoy	10655	3666	176	6	0	73.47%	25.28%	1.21%	0.04%	0.00%
Education	21090	6655	162	3	0	75.56%	23.84%	0.58%	0.01%	0.00%
Power	6142	2887	339	7	0	65.51%	30.79%	3.62%	0.07%	0.00%
Art-	4628	2613	42	0	0	63.55%	35.88%	0.58%	0.00%	0.00%
Material	2418	1297	76	3	0	63.73%	34.19%	2.00%	0.08%	0.00%
Metal	8241	3397	347	7	0	68.72%	28.33%	2.89%	0.06%	0.00%
Electronic	13511	3682	273	6	0	77.33%	21.07%	1.56%	0.03%	0.00%
Politics	17257	5772	94	2	0	74.62%	24.96%	0.41%	0.01%	0.00%
Military	1576	721	10	0	0	68.31%	31.25%	0.43%	0.00%	0.00%
Medicine	12515	3386	114	5	0	78.12%	21.14%	0.71%	0.03%	0.00%
Bioscie	8777	3146	49	0	0	73.31%	26.28%	0.41%	0.00%	0.00%
Mining	5970	2612	317	7	0	67.03%	29.33%	3.56%	0.08%	0.00%
Culture	12061	4621	40	0	0	72.13%	27.63%	0.24%	0.00%	0.00%
Sport	2392	1075	45	2	0	68.07%	30.59%	1.28%	0.06%	0.00%
Total	131970	22284	474	7	0	85.29%	14.40%	0.31%	0.00%	0.00%

Appendix H. Detailed triplet statistics under different  $tf*idf$  setting in TechKG.

Domain	Top-100% $tf*idf$							Top-90% $tf*idf$						
	1-1	1-n		m-1		m-n		1-1	1-n		m-1		m-n	
	%	%	$\tilde{n}$	%	$\tilde{m}$	%	$\bar{u}(m/n)$	%	%	$\tilde{n}$	%	$\tilde{m}$	%	$\bar{u}(m/n)$
Computer	15.55	0.00	\	18.78	11.05	65.68	1.19	16.22	0.00	\	18.38	10.1	65.39	1.21
Mechanis	16.85	0.00	\	15.30	7.34	67.85	1.05	17.30	0.00	\	15.75	7.03	66.95	1.06
Power	14.05	0.00	\	16.51	9.32	69.44	1.12	14.50	0.00	\	16.43	8.7	69.06	1.13
Publising	13.48	0.00	\	30.00	26.7	56.52	1.2	14.55	0.00	\	28.60	23.27	56.85	1.23
Forestry	14.07	0.00	\	18.95	12.47	66.97	1.2	14.51	0.00	\	19.45	12.07	66.04	1.22
Industrial	14.17	0.00	\	21.76	11.73	64.07	1.09	14.72	0.00	\	22.13	11.09	63.15	1.1
Math	21.03	0.00	\	18.71	9.06	60.26	1.11	21.76	0.00	\	19.31	8.7	58.93	1.12
Environe	13.77	0.00	\	18.34	10.08	67.88	1.23	14.21	0.00	\	18.76	9.79	67.04	1.25
Fisheries	11.94	0.00	\	18.50	16	69.56	1.08	12.26	0.00	\	18.88	15.55	68.86	1.09
Animal	11.02	0.00	\	21.18	20.8	67.80	1.16	11.37	0.00	\	21.20	19.87	67.43	1.17
Architecr	15.40	0.00	\	20.45	13.38	64.15	1.26	16.12	0.00	\	19.29	11.78	64.59	1.28
Aerospace	15.51	0.00	\	19.78	10.41	64.71	1.2	16.39	0.00	\	18.39	8.87	65.21	1.22
LightIndu	14.22	0.00	\	20.17	14.59	65.61	1.23	14.65	0.00	\	20.31	13.93	65.04	1.25
Finance	13.70	0.00	\	30.27	35.02	56.03	1.26	14.43	0.00	\	28.09	30.49	57.48	1.28
Physics	13.21	0.00	\	13.30	7.9	73.50	1.13	13.40	0.00	\	13.51	7.61	73.08	1.14
Traffic	15.75	0.00	\	21.95	13.55	62.30	1.25	16.22	0.00	\	22.54	13.17	61.24	1.27
History&	10.81	0.40	2.16	32.12	18.34	56.67	0.99	11.68	0.44	2.16	31.65	16.36	56.23	0.99
Agricue	7.17	5.13	1.51	16.97	15.71	70.73	1.23	12.72	0.00	\	15.78	13.85	71.51	1.26
Machiner	15.29	0.00	\	18.12	9.89	66.60	1.24	15.70	0.00	\	18.54	9.58	65.76	1.27
Chemistry	14.38	0.00	\	15.48	10.98	70.14	1.27	14.71	0.00	\	15.51	10.53	69.79	1.3
Law	14.65	0.12	1.79	34.40	18.31	50.83	1.02	15.77	0.13	1.79	34.74	16.78	49.36	1.02
Energy	13.44	0.00	\	14.61	9.82	71.95	1.21	13.81	0.00	\	14.37	9.15	71.82	1.23
Astronoy	14.60	0.00	\	15.44	11.84	69.95	1.27	14.97	0.00	\	15.55	11.29	69.48	1.3
Education	13.03	0.00	\	29.62	29.99	57.35	1.06	13.46	0.00	\	28.60	27.61	57.95	1.06
Power	15.29	0.00	\	18.80	11.26	65.91	1.21	15.76	0.00	\	19.31	10.92	64.93	1.23
Art-	8.79	0.09	2.38	31.78	28.52	59.34	1.04	9.33	0.09	2.38	31.37	26.22	59.20	1.05
Material	13.28	0.00	\	13.60	6.95	73.12	1.08	13.47	0.00	\	13.79	6.7	72.74	1.08
Metal	15.05	0.00	\	17.31	10.85	67.64	1.24	15.48	0.00	\	17.45	10.34	67.07	1.26
Electronic	15.13	0.00	\	19.35	12.32	65.53	1.2	15.84	0.00	\	18.42	10.94	65.74	1.21
Politics	11.62	0.07	1.56	36.31	32.26	52.00	1.05	12.48	0.08	1.56	34.47	28.19	52.97	1.06
Military	11.84	0.00	\	27.75	31.07	60.42	1.05	12.43	0.00	\	28.86	30.14	58.71	1.05

Medicine	11.85	0.00	\	15.33	17.49	72.83	1.44	12.08	0.00	\	14.53	16.09	73.39	1.47
Bioscie	12.51	0.00	\	12.63	8.03	74.86	1.11	12.78	0.00	\	12.41	7.51	74.81	1.12
Mining	16.50	0.00	\	19.12	9.83	64.38	1.19	17.20	0.00	\	18.70	8.92	64.10	1.21
Culture	7.63	0.06	1.61	29.01	26.37	63.29	1.03	8.10	0.07	1.61	27.48	23.26	64.35	1.03
Sport	14.94	0.00	\	23.03	16.91	62.02	1.3	15.54	0.00	\	23.86	16.5	60.60	1.33
Total	13.61	0.27	1.51	20.64	14.99	65.47	1.21	14.36	0.01	1.87	19.93	13.69	65.70	1.23

Domain	Top-80% tf*idf							Top-70% tf*idf						
	1-1		1-n		m-1		m-n	1-1		1-n		m-1		m-n
	%	%	$\tilde{n}$	%	$\tilde{m}$	%	$\bar{u}(m/n)$	%	%	$\tilde{n}$	%	$\tilde{m}$	%	$\bar{u}(m/n)$
Compute	16.45	0.00	\	18.65	9.87	64.90	1.23	16.57	0.00	\	18.82	9.71	64.61	1.24
Mechanis	17.56	0.00	\	16.14	6.74	66.30	1.08	17.75	0.00	\	16.44	6.49	65.80	1.09
Power	14.75	0.00	\	16.52	8.33	68.73	1.14	15.04	0.00	\	16.87	8.02	68.09	1.16
Publising	15.25	0.00	\	29.53	22.67	55.21	1.26	15.98	0.00	\	30.48	22.08	53.53	1.29
Forestry	14.90	0.00	\	19.87	11.69	65.23	1.25	15.22	0.00	\	20.30	11.38	64.47	1.27
Industrial	15.13	0.00	\	22.45	10.65	62.42	1.1	15.69	0.00	\	23.05	10.17	61.26	1.12
Math	22.23	0.00	\	19.71	8.43	58.07	1.14	22.42	0.00	\	19.89	8.29	57.69	1.15
Environe	14.55	0.00	\	19.08	9.52	66.38	1.27	15.02	0.00	\	18.59	8.75	66.39	1.3
Fisheries	12.68	0.00	\	18.58	14.49	68.73	1.1	12.92	0.00	\	18.55	13.77	68.53	1.11
Animal	11.59	0.00	\	21.55	19.46	66.85	1.19	11.73	0.00	\	21.81	19.18	66.46	1.2
Architecr	16.84	0.00	\	18.17	10.32	64.99	1.31	17.04	0.00	\	18.29	10.1	64.67	1.33
Aerospace	16.80	0.00	\	18.85	8.55	64.34	1.25	17.16	0.00	\	19.28	8.24	63.56	1.28
LightIndu	15.19	0.00	\	19.99	12.91	64.82	1.27	15.73	0.00	\	19.46	11.88	64.81	1.3
Finance	14.75	0.00	\	27.61	29.08	57.64	1.3	14.88	0.00	\	27.84	28.8	57.28	1.32
Physics	13.52	0.00	\	13.67	7.32	72.81	1.16	13.59	0.00	\	13.75	7.15	72.66	1.17
Traffic	16.56	0.00	\	23.06	12.83	60.38	1.3	16.81	0.00	\	23.44	12.65	59.75	1.32
History&	12.23	0.47	2.16	32.83	15.97	54.47	0.99	12.91	0.50	2.16	34.25	15.52	52.33	0.99
Agricue	12.85	0.00	\	15.93	13.58	71.22	1.28	12.91	0.00	\	15.98	13.38	71.11	1.29
Machiner	15.90	0.00	\	18.77	9.34	65.33	1.29	16.30	0.00	\	18.14	8.48	65.55	1.33
Chemistry	14.83	0.00	\	15.65	10.29	69.53	1.32	14.97	0.00	\	15.21	9.67	69.82	1.35
Law	16.61	0.14	1.79	36.33	16.28	46.92	1.03	17.45	0.15	1.79	37.31	15.48	45.08	1.04
Energy	14.01	0.00	\	14.55	8.85	71.44	1.25	14.13	0.00	\	14.66	8.67	71.22	1.26
Astronoy	15.34	0.00	\	14.44	9.99	70.22	1.32	15.40	0.00	\	14.53	9.84	70.07	1.33
Education	13.99	0.00	\	27.37	25.03	58.65	1.08	14.40	0.00	\	26.13	22.94	59.46	1.09
Power	16.03	0.00	\	19.62	10.68	64.35	1.25	16.33	0.00	\	19.99	10.35	63.68	1.29
Art-	10.04	0.10	2.38	30.83	23.81	59.03	1.06	10.38	0.11	2.38	31.56	23.47	57.96	1.06
Material	13.54	0.00	\	13.94	6.47	72.53	1.1	13.58	0.00	\	14.09	6.27	72.33	1.11
Metal	15.73	0.00	\	17.30	9.83	66.97	1.28	15.92	0.00	\	17.49	9.56	66.60	1.31
Electronic	16.12	0.00	\	18.74	10.63	65.14	1.24	16.24	0.00	\	18.92	10.47	64.84	1.25
Politics	12.94	0.08	1.56	34.50	26.91	52.47	1.07	13.30	0.09	1.56	34.04	25.66	52.58	1.07
Military	13.15	0.00	\	30.00	29.21	56.85	1.06	13.94	0.00	\	31.12	28.28	54.94	1.07
Medicine	12.14	0.00	\	14.28	15.63	73.58	1.48	12.14	0.00	\	14.28	15.63	73.58	1.48
Bioscie	12.78	0.00	\	12.48	7.29	74.75	1.13	12.80	0.00	\	12.50		74.71	1.13
Mining	17.58	0.00	\	19.13	8.61	63.28	1.24	17.88	0.00	\	19.47		62.64	1.26
Culture	8.35	0.07	1.61	27.88	22.71	63.70	1.04	8.59	0.07	1.61	28.32		63.01	1.04
Sport	16.29	0.00	\	24.11	15.61	59.60	1.37	16.86	0.00	\	24.48		58.66	1.41
Total	14.60	0.01	1.87	19.83	13.13	65.56	1.25	14.77	0.01	1.87	19.78		65.44	1.27

Domain	Top-60% tf*idf							Top-50% tf*idf						
	1-1		1-n		m-1		m-n	1-1		1-n		m-1		m-n
	%	%	$\tilde{n}$	%	$\tilde{m}$	%	$\bar{u}(m/n)$	%	%	$\tilde{n}$	%	$\tilde{m}$	%	$\bar{u}(m/n)$
Compute	16.75	0.00	\	19.16	9.38	64.09	1.28	16.75	0.00	\	19.16	9.38	64.09	1.28
Mechanis	17.84	0.00	\	16.54	6.45	65.63	1.09	18.09	0.00	\	16.90	6.17	65.02	1.11
Power	15.20	0.00	\	17.14	7.8	67.67	1.18	15.29	0.00	\	17.22	7.76	67.49	1.18
Publising	17.34	0.00	\	29.54	19.48	53.12	1.33	18.42	0.00	\	28.38	17.44	53.20	1.37
Forestry	15.47	0.00	\	20.75	11.06	63.77	1.3	15.63	0.00	\	21.17	10.79	63.20	1.33
Industrial	16.14	0.00	\	23.63	9.78	60.23	1.14	16.37	0.00	\	23.93	9.69	59.70	1.14

Math	22.77	0.00	\	20.26	7.99	56.96	1.18	22.77	0.00	\	20.26	7.99	56.96	1.18
Environe	15.32	0.00	\	18.82	8.41	65.86	1.33	15.38	0.00	\	18.89	8.39	65.72	1.33
Fisheries	13.17	0.00	\	18.91	13.42	67.92	1.13	13.29	0.00	\	19.18	13.14	67.53	1.15
Animal	11.82	0.00	\	22.02	18.95	66.17	1.21	11.92	0.00	\	22.38	18.58	65.69	1.23
Architecr	17.33	0.00	\	18.66	9.77	64.01	1.37	17.33	0.00	\	18.66	9.77	64.01	1.37
Aerospace	17.47	0.00	\	19.65	8.04	62.88	1.3	17.86	0.00	\	20.16	7.77	61.99	1.34
LightIndu	15.97	0.00	\	19.71	11.66	64.32	1.32	16.32	0.00	\	20.14	11.32	63.54	1.36
Finance	15.18	0.00	\	27.65	27.43	57.17	1.37	15.18	0.00	\	27.65	27.43	57.17	1.37
Physics	13.62	0.00	\	13.91	6.89	72.47	1.19	13.62	0.00	\	13.91	6.89	72.47	1.19
Traffic	17.01	0.00	\	23.82	12.45	59.16	1.34	17.35	0.00	\	24.43	12.12	58.22	1.39
History&	13.63	0.55	2.16	35.86	15.01	49.96	1	14.08	0.58	2.16	36.58	14.43	48.76	1.02
Agricue	13.04	0.00	\	15.54	12.46	71.42	1.33	13.04	0.00	\	15.54	12.46	71.42	1.33
Machiner	16.30	0.00	\	18.14	8.48	65.55	1.33	16.53	0.00	\	18.53	8.15	64.94	1.38
Chemistry	14.97	0.00	\	15.21	9.67	69.82	1.35	14.97	0.00	\	15.21	9.67	69.82	1.35
Law	17.86	0.16	1.79	38.36	15.23	43.62	1.05	18.24	0.17	1.79	39.83	14.86	41.76	1.07
Energy	14.20	0.00	\	14.82	8.35	70.98	1.3	14.31	0.00	\	14.95	8.32	70.74	1.31
Astronoy	15.51	0.00	\	14.48	9.35	70.01	1.37	15.51	0.00	\	14.48	9.35	70.01	1.37
Education	14.78	0.00	\	25.54	21.36	59.68	1.11	14.78	0.00	\	25.54	21.36	59.68	1.11
Power	16.53	0.00	\	20.30	10.08	63.17	1.32	16.61	0.00	\	20.41	10.06	62.98	1.32
Art-	10.87	0.11	2.38	32.59	23.02	56.43	1.08	11.43	0.12	2.38	33.87	22.42	54.58	1.1
Material	13.61	0.00	\	14.13	6.05	72.26	1.12	13.65	0.00	\	14.19	6.02	72.16	1.12
Metal	16.12	0.00	\	17.45	9.13	66.43	1.34	16.12	0.00	\	17.45	9.13	66.43	1.34
Electronic	16.40	0.00	\	19.24	10.16	64.36	1.29	16.40	0.00	\	19.24	10.16	64.36	1.29
Politics	13.57	0.09	1.56	34.55	25.23	51.79	1.09	14.11	0.10	1.56	34.75	23.88	51.04	1.12
Military	14.77	0.00	\	32.22	27.33	53.01	1.08	15.54	0.00	\	33.29	26.55	51.18	1.09
Medicine	12.14	0.00	\	14.28	15.63	73.58	1.48	12.14	0.00	\	14.28	15.63	73.58	1.48
Bioscie	12.74	0.00	\	12.61	6.97	74.66	1.16	12.74	0.00	\	12.61	6.97	74.66	1.16
Mining	18.10	0.00	\	19.71	8.19	62.19	1.27	18.48	0.00	\	20.22	7.88	61.30	1.32
Culture	8.78	0.08	1.61	28.73	21.88	62.42	1.05	9.01	0.08	1.61	29.42	21.4	61.49	1.07
Sport	17.64	0.00	\	24.74	14.2	57.62	1.47	18.43	0.00	\	24.95	13.39	56.62	1.52
Total	14.91	0.01	1.87	19.80	12.39	65.28	1.29	14.99	0.01	1.87	19.84	12.27	65.17	1.3

Domain	Top-40% tf*idf							Top-30% tf*idf						
	1-1	1-n	m-1		m-n		1-1	1-n	m-1		m-n			
	%	%	$\tilde{n}$	%	$\tilde{m}$	%	$\bar{u}(m/n)$	%	%	$\tilde{n}$	%	$\tilde{m}$	%	$\bar{u}(m/n)$
Compute	16.75	0.00	\	19.16	9.38	64.09	1.28	16.86	0.00	\	19.67	8.75	63.48	1.42
Mechanis	18.09	0.00	\	16.90	6.17	65.02	1.11	18.76	0.00	\	16.28	5.2	64.96	1.19
Power	15.29	0.00	\	17.22	7.76	67.49	1.18	15.46	0.00	\	17.50	7.14	67.05	1.26
Publising	19.67	0.00	\	28.31	16.05	52.01	1.42	19.67	0.00	\	28.31	16.05	52.01	1.42
Forestry	15.63	0.00	\	21.17	10.79	63.20	1.33	15.63	0.00	\	21.17	10.79	63.20	1.33
Industrial	17.01	0.00	\	24.74	9.26	58.24	1.17	17.01	0.00	\	24.74	9.26	58.24	1.17
Math	23.11	0.00	\	20.36	7.37	56.53	1.26	24.02	0.00	\	21.08	7.11	54.91	1.3
Environe	15.73	0.00	\	18.95	7.91	65.32	1.38	15.73	0.00	\	18.95	7.91	65.32	1.38
Fisheries	13.29	0.00	\	19.18	13.14	67.53	1.15	13.40	0.00	\	19.18	12.26	67.42	1.2
Animal	11.92	0.00	\	22.38	18.58	65.69	1.23	11.90	0.00	\	22.83	17.59	65.27	1.3
Architecr	17.33	0.00	\	18.66	9.77	64.01	1.37	17.33	0.00	\	18.66	9.77	64.01	1.37
Aerospace	17.86	0.00	\	20.16	7.77	61.99	1.34	17.86	0.00	\	20.16	7.77	61.99	1.34
LightIndu	16.32	0.00	\	20.14	11.32	63.54	1.36	16.32	0.00	\	20.14	11.32	63.54	1.36
Finance	15.18	0.00	\	27.65	27.43	57.17	1.37	16.33	0.00	\	24.76	21.34	58.91	1.56
Physics	13.62	0.00	\	13.91	6.89	72.47	1.19	13.62	0.00	\	13.91	6.89	72.47	1.19
Traffic	17.35	0.00	\	24.43	12.12	58.22	1.39	17.35	0.00	\	24.43	12.12	58.22	1.39
History&	14.50	0.60	2.16	37.46	14.28	47.44	1.01	14.50	0.60	2.16	37.46	14.28	47.44	1.01
Agricue	13.04	0.00	\	15.54	12.46	71.42	1.33	12.85	0.00	\	15.27	11.4	71.88	1.42
Machiner	16.53	0.00	\	18.53	8.15	64.94	1.38	16.53	0.00	\	18.53	8.15	64.94	1.38
Chemistry	14.97	0.00	\	15.21	9.67	69.82	1.35	15.19	0.00	\	14.65	8.22	70.16	1.49
Law	18.24	0.17	1.79	39.83	14.86	41.76	1.07	18.24	0.17	1.79	39.83	14.86	41.76	1.07
Energy	14.31	0.00	\	14.95	8.32	70.74	1.31	14.31	0.00	\	14.95	8.32	70.74	1.31
Astronoy	15.51	0.00	\	14.48	9.35	70.01	1.37	15.51	0.00	\	14.48	9.35	70.01	1.37

Education	14.78	0.00	\	25.54	21.36	59.68	1.11	14.78	0.00	\	25.54	21.36	59.68	1.11
Power	16.61	0.00	\	20.41	10.06	62.98	1.32	16.61	0.00	\	20.41	10.06	62.98	1.32
Art-	11.76	0.12	2.38	34.71	22.31	53.40	1.11	11.76	0.12	2.38	34.71	22.31	53.40	1.11
Material	13.58	0.00	\	14.29	5.77	72.14	1.16	13.83	0.00	\	14.50	5.56	71.67	1.17
Metal	16.12	0.00	\	17.45	9.13	66.43	1.34	16.12	0.00	\	17.45	9.13	66.43	1.34
Electronic	16.40	0.00	\	19.24	10.16	64.36	1.29	16.40	0.00	\	19.24	10.16	64.36	1.29
Politics	14.11	0.10	1.56	34.75	23.88	51.04	1.12	14.11	0.10	1.56	34.75	23.88	51.04	1.12
Military	16.46	0.00	\	34.52	25.59	49.02	1.11	17.30	0.00	\	35.84	24.7	46.86	1.16
Medicine	11.96	0.00	\	13.86	14.22	74.18	1.63	12.14	0.00	\	13.26	13.33	74.60	1.64
Bioscie	12.75	0.00	\	12.59	6.54	74.66	1.2	12.89	0.00	\	12.76	6.39	74.36	1.21
Mining	18.48	0.00	\	20.22	7.88	61.30	1.32	18.48	0.00	\	20.22	7.88	61.30	1.32
Culture	9.01	0.08	1.61	29.42	21.4	61.49	1.07	8.88	0.08	1.61	29.65	20.59	61.39	1.17
Sport	18.43	0.00	\	24.95	13.39	56.62	1.52	18.43	0.00	\	24.95	13.39	56.62	1.52
Total	14.99	0.01	1.87	19.87	12	65.13	1.32	15.15	0.01	1.87	19.65	11.48	65.19	1.36

	<i>Top-20% tf*idf</i>							<i>Top-10% tf*idf</i>							
	l-1		l-n		m-l		m-n		l-1		l-n		m-l		m-n
Domain	%	%	$\tilde{n}$	%	$\tilde{m}$	%	$\tilde{u}(m/n)$	%	%	$\tilde{n}$	%	$\tilde{m}$	%	$\tilde{u}(m/n)$	
Compute	17.52	0.00	\	20.37	8.41	62.12	1.49	18.08	0.00	\	21.09	8.13	60.82	1.57	
Mechanis	19.42	0.00	\	16.86	4.93	63.71	1.23	19.78	0.00	\	17.19	4.88	63.03	1.24	
Power	16.33	0.00	\	18.31	6.8	65.36	1.31	16.33	0.00	\	18.31	6.8	65.36	1.31	
Publising	19.67	0.00	\	28.31	16.05	52.01	1.42	23.61	0.00	\	32.29	14.16	44.10	1.8	
Forestry	15.63	0.00	\	21.17	10.79	63.20	1.33	16.36	0.00	\	22.78	9.64	60.86	1.52	
Industrial	18.14	0.00	\	26.14	8.51	55.72	1.26	19.79	0.00	\	27.81	8.08	52.40	1.3	
Math	24.63	0.00	\	21.57	6.91	53.79	1.33	25.29	0.00	\	22.17	6.58	52.54	1.43	
Environe	15.63	0.00	\	19.23	7.51	65.14	1.49	16.76	0.00	\	20.47	7.2	62.76	1.55	
Fisheries	13.88	0.00	\	19.88	11.91	66.24	1.24	14.33	0.00	\	20.55	11.59	65.13	1.28	
Animal	12.40	0.00	\	23.75	17.1	63.85	1.34	13.08	0.00	\	25.08	16.63	61.83	1.4	
Architecr	17.58	0.00	\	18.53	8.5	63.88	1.59	19.09	0.00	\	19.14	7.87	61.78	1.66	
Aerospace	18.68	0.00	\	20.95	6.99	60.37	1.53	19.85	0.00	\	22.09	6.76	58.06	1.6	
LightIndu	16.36	0.00	\	20.39	10.46	63.25	1.51	18.04	0.00	\	20.59	9.34	61.37	1.57	
Finance	17.17	0.00	\	25.87	20.95	56.96	1.64	19.23	0.00	\	28.39	20.13	52.38	1.84	
Physics	13.82	0.00	\	14.42	6.06	71.76	1.34	14.08	0.00	\	14.71	5.94	71.21	1.36	
Traffic	17.35	0.00	\	24.43	12.12	58.22	1.39	18.87	0.00	\	27.34	10.95	53.79	1.67	
History&	14.50	0.60	2.16	37.46	14.28	47.44	1.01	17.45	0.80	2.16	44.81	12.81	36.94	1.22	
Agricue	13.37	0.00	\	15.41	10.72	71.22	1.47	13.85	0.00	\	16.00	10.41	70.15	1.53	
Machiner	16.61	0.00	\	18.88	7.45	64.51	1.56	17.87	0.00	\	20.27	7.16	61.86	1.64	
Chemistry	15.37	0.00	\	14.80	8.09	69.83	1.52	15.78	0.00	\	15.30	7.73	68.92	1.62	
Law	18.24	0.17	1.79	39.83	14.86	41.76	1.07	19.90	0.22	1.79	46.54	13.57	33.35	1.39	
Energy	14.31	0.00	\	14.95	8.32	70.74	1.31	14.67	0.00	\	15.83	7.4	69.50	1.48	
Astronoy	15.86	0.00	\	14.44	7.76	69.70	1.65	16.36	0.00	\	14.48	7.25	69.16	1.76	
Education	15.42	0.00	\	26.76	19.88	57.83	1.27	17.22	0.00	\	29.51	19.29	53.27	1.38	
Power	16.61	0.00	\	20.41	10.06	62.98	1.32	17.50	0.00	\	22.17	9.04	60.33	1.55	
Art-	12.54	0.14	2.39	36.68	21.16	50.64	1.27	15.02	0.17	2.39	42.42	20.34	42.39	1.46	
Material	14.24	0.00	\	14.94	5.32	70.82	1.2	14.24	0.00	\	14.94	5.32	70.82	1.2	
Metal	15.85	0.00	\	17.74	8.4	66.41	1.5	17.07	0.00	\	16.78	7.18	66.16	1.55	
Electronic	16.81	0.00	\	20.06	9.08	63.13	1.5	17.68	0.00	\	20.98	8.68	61.34	1.61	
Politics	14.91	0.11	1.56	36.78	22.14	48.20	1.3	17.03	0.13	1.56	41.16	21.42	41.67	1.5	
Military	17.33	0.00	\	35.90	24.69	46.77	1.16	19.18	0.00	\	38.15	23.16	42.66	1.26	
Medicine	12.19	0.00	\	13.32	12.92	74.49	1.73	12.63	0.00	\	13.34	12.22	74.03	1.81	
Bioscie	13.02	0.00	\	12.92	6.18	74.07	1.24	13.29	0.00	\	13.24	5.92	73.48	1.28	
Mining	18.48	0.00	\	20.22	7.88	61.30	1.32	19.69	0.00	\	21.65	6.85	58.66	1.54	
Culture	9.75	0.09	1.61	31.99	20.08	58.17	1.23	11.46	0.11	1.61	37.02	19.51	51.41	1.37	
Sport	18.43	0.00	\	24.95	13.39	56.62	1.52	20.25	0.00	\	26.13	11.42	53.61	1.81	
Total	15.43	0.01	1.87	19.88	10.73	64.68	1.46	16.32	0.01	1.87	20.74	10.14	62.93	1.58	

Appendix H'. Detailed triplet statistics for TechKG10.

Domain	l-l	l-n		m-l		m-n	
	%	%	$\bar{n}$	%	$\bar{m}$	%	$\bar{u}(m/n)$
Computer science	0.01%	0.00%	\	17.49%	6.65	82.50%	1.94
Mechanics	0.00%	0.00%	\	20.92%	5.18	79.08%	1.64
Power	0.01%	0.00%	\	14.80%	5.32	85.19%	1.57
Publishing-related	0.41%	0.00%	\	11.73%	5.49	87.86%	1.6
Forestry	0.01%	0.00%	\	15.41%	6.47	84.58%	1.71
Industrial technology	0.01%	0.00%	\	18.71%	4.85	81.27%	1.57
Math-related	0.01%	0.00%	\	25.36%	5.43	74.63%	1.69
Environment-related	0.02%	0.00%	\	15.68%	5.77	84.31%	1.78
Fisheries-related	0.00%	0.00%	\	11.72%	5.79	88.28%	1.55
Animal Husbandry	0.01%	0.00%	\	11.32%	6.51	88.67%	1.59
Architecture-related	0.03%	0.00%	\	12.86%	5.99	87.11%	1.82
Aerospace	0.01%	0.00%	\	17.78%	5.58	82.21%	1.84
Light Industry	0.04%	0.00%	\	12.93%	6.03	87.03%	1.75
Finance	0.04%	0.00%	\	7.41%	6.18	92.55%	1.68
Physics-related	0.01%	0.00%	\	14.94%	5.86	85.05%	1.61
Traffic transportation	0.03%	0.00%	\	16.59%	6.9	83.38%	1.81
History&Geography	0.09%	0.00%	\	9.46%	7.51	90.46%	1.34
Agriculture-related	0.01%	0.00%	\	10.28%	6.5	89.72%	1.82
Machinery	0.01%	0.00%	\	17.42%	6.47	82.57%	1.95
Chemistry	0.00%	0.00%	\	12.99%	6.67	87.00%	1.92
Law	1.39%	0.47%	1.96	10.99%	9.6	87.16%	1.46
Energy-related	0.01%	0.00%	\	12.11%	5.75	87.88%	1.67
Astronomy	0.00%	0.00%	\	13.09%	6.84	86.91%	1.97
Education	0.39%	0.00%	\	5.32%	7.27	94.29%	1.54
Power industry	0.03%	0.00%	\	16.17%	6.64	83.80%	1.8
Art-related	0.55%	0.28%	2.8	3.50%	64.33	95.67%	1.3
Material science	0.00%	0.00%	\	15.29%	4.69	84.71%	1.49
Metallurgical industry	0.02%	0.00%	\	12.91%	5.7	87.07%	1.79
Electric industry	0.00%	0.00%	\	15.66%	6.42	84.33%	1.87
Politics-related	0.55%	0.20%	1.75	3.70%	8.6	95.55%	1.42
Military	0.01%	0.00%	2	14.00%	6.08	85.99%	1.35
Medicine-related	0.01%	0.00%	\	9.21%	8.53	90.78%	2.21
Bioscience	0.00%	0.00%	\	12.97%	5.26	87.02%	1.58
Mining industry	0.02%	0.00%	\	17.30%	5.89	82.68%	1.74
Culture-related	0.15%	0.00%	\	2.33%	6.91	97.51%	1.38
Sport-related	0.05%	0.00%	\	12.72%	6.03	87.23%	1.73
Total	0.05%	0.01%	1.99	11.63%	6.54	88.32%	1.83

Appendix I. Completed and detailed statistics for TechRE, TechNER, and TechQA.

Domain	TechRE			TechNER		TechQA
	Total Training bags	Average sentences per bag	Average entities per sentence	Total Training samples	Average entities per sentence	Total training samples
Computer science	198446	34.59	4.27	1576964	3.23	43951
Mechanics	8696	8.10	3.00	73027	2.10	5852
Power	67952	21.76	4.09	381936	3.07	34505
Publishing-related	127046	32.85	4.28	479795	2.06	5699
Forestry	100212	19.54	4.21	523874	3.40	23943
Industrial technology	52761	22.63	3.53	463889	2.35	18122
Math-related	23379	9.63	3.36	151508	2.71	10389
Environment-related	121595	28.87	4.38	752569	3.23	34153
Fisheries-related	48935	11.19	3.71	241742	2.88	12604
Animal Husbandry	190973	16.80	4.22	975686	3.59	52841
Architecture-related	528891	34.87	5.45	2183504	4.59	50214
Aerospace	54492	21.89	3.76	404377	2.64	16876
Light Industry	325758	22.42	4.60	1428152	3.73	39812

Finance	1270481	55.09	5.92	5291369	2.63	31205
Physics-related	31429	10.37	3.29	28838	2.89	55042
Traffic transportation	352681	34.76	5.03	1622627	4.06	31308
History&Geography	90942	9.52	3.35	673715	2.70	6240
Agriculture-related	692626	29.16	4.99	2153733	2.52	159034
Machinery	198786	28.18	4.40	1151598	3.37	45605
Chemistry	468372	31.92	5.30	2067044	4.64	119719
Law	88832	22.11	4.18	623381	3.77	3487
Energy-related	219147	30.02	4.90	861678	4.00	44308
Astronomy	286018	24.26	4.57	1695248	4.10	90876
Education	1553391	47.56	6.15	4485715	2.90	22852
Power industry	206058	36.68	5.06	1048190	4.12	40081
Art-related	190234	18.83	4.10	1079659	3.27	3038
Material science	21809	18.55	3.93	160414	2.88	14794
Social Science	1709737	54.96	6.39	6160722	3.27	72049
Metallurgical industry	244066	27.66	4.77	1237446	4.03	58396
Nature Science	491841	31.56	4.59	1738890	1.78	138960
Electric industry	244667	29.23	4.48	1655899	3.78	60805
Politics-related	677707	57.58	6.09	3915464	5.57	6898
Military	15939	13.32	3.16	170399	2.45	3240
Medicine-related	2527051	61.96	6.48	10489452	3.51	1004798
Bioscience	102197	16.63	3.77	794692	3.29	80121
Mining industry	124676	24.27	4.54	597232	3.78	23042
Culture-related	420254	10.72	3.69	1235663	1.70	8129
Sport-related	133844	34.09	4.70	739997	3.54	12184
Total	14211921	42.80	5.53	213051613	3.46	2485172

Appendix J: Question patterns for TechQA.

Question Type	Patterns
Who	<i>Who published a paper titled B in journal C?</i>
	<i>With whom A published a paper titled B in journal C?</i>
	<i>With whom A published a paper titled B?</i>
	<i>With whom A published a paper in journal C?</i>
When	<i>When A published a paper titled B in journal C?</i>
	<i>When A published a paper titled B with C in journal D?</i>
	<i>When A published a paper titled B?</i>
	<i>When A published a paper in journal C?</i>
	<i>When A published a paper titled B with C?</i>
What	<i>What is/are the research interests of A?</i>
	<i>What are the papers' titles that A published with B in journal C?</i>
	<i>What are the papers' titles that A published with B?</i>
	<i>What are the papers' titles that A published in journal C?</i>
Where	<i>Where A published a paper titled B with C?</i>
	<i>Where A published a paper titled B?</i>
	<i>Where A published a paper with C?</i>