

Consistent Inter-Model Specification for Time-Homogeneous SPX Stochastic Volatility and VIX Market Models

A. Papanicolaou*

December 17, 2018

Abstract

This paper shows how to recover stochastic volatility models (SVMs) from market models for the VIX futures term structure. Market models have more flexibility for fitting of curves than do SVMs, and therefore they are better-suited for pricing VIX futures and derivatives. But the VIX itself is a derivative of the S&P500 (SPX) and it is common practice to price SPX derivatives using an SVM. Hence, a consistent model for both SPX and VIX derivatives would be one where the SVM is obtained by inverting the market model. This paper's main result is a method for the recovery of a stochastic volatility function as the output of an inverse problem, with the inputs given by a VIX futures market model. Analysis will show that some conditions need to be met in order for there to not be any inter-model arbitrage or mis-priced derivatives. Given these conditions the inverse problem can be solved. Several models are analyzed and explored numerically to gain a better understanding of the theory and its limitations.

Contents

1	Motivation & Formulation	2
1.1	Problem Formulation	3
1.2	Background Literature	4
1.3	Results & Organization of this Paper	5
2	Definitions & Main Result	5
2.1	Inter-Model Consistency	5
2.2	Main Result: Markovian Inverse Problem for v^2	7
2.2.1	General Solvability	7
2.2.2	Solution via Eigenseries Expansion	10

*Department of Finance and Risk Engineering, NYU Tandon School of Engineering, 6 MetroTech Center, Brooklyn, NY 11201 ap1345@nyu.edu

3	Application to Tractable Models	11
3.1	The Scalar Bergomi Model	11
3.2	The Multi-Factor Bergomi Model	14
3.3	The 3/2 Model	17
3.4	The Double Nelson Model	24
4	Further Implications	26
4.1	General Consistency Condition	26
4.1.1	Scalar Consistency with Constant $\nu_\theta(t)$	27
4.1.2	An Inconsistent Example	27
4.2	The VIX Forward-Rate Model & the HJM Framework	27
4.2.1	HJM Drift for Bergomi Model	29
4.2.2	The Ritcken and Sankarasubramanian Model	29
5	Summary & Conclusion	30

1 Motivation & Formulation

Volatility trading has increased in the 21st century with the introduction of derivatives on the VIX index. Two such derivatives are VIX futures, which began trading on the CBOE in 2004, and VIX (European) options, which began trading on the CBOE in 2006. There are also ETNs written on the futures, and options written on the ETNs. Market making for VIX derivatives can be done using stochastic models for the futures term structure, which often are referred to as *market models*. On the other hand, the VIX index is computed from European S&P500 (SPX) options, and SPX derivatives often are priced using stochastic volatility models (SVMs). Hence, because VIX is a derivative of SPX options, it stands to reason that there is causality in VIX markets when already there exists a market for SPX options. Moreover, there is potential for conflicting prices if market models and SVMs are being used simultaneously to price derivatives that are related.

To understand why this conflict is an important issue, consider a case where a single financial institution has two separate trading floors: one for SPX derivatives and another for VIX derivatives. Each floor has its own traders who are making markets using their own model. Since the models are different and being used separately of one another, the financial institution as a whole should be concerned about the possibility of *interdesk* arbitrage, i.e., inter-model mis-pricing that allows for SPX derivative prices offered by the SPX desk to be arbitrated against VIX derivative prices offered by the VIX desk. A solution to this problem should provide a criterion for consistency, and in a practical setting should provide a method for specification of one model in terms of the other. This paper presents such a solution.

1.1 Problem Formulation

Consider a model where SPX returns are given by a risk-neutral SVM,

$$\frac{dS_t}{S_t} = rdt + v(X_t)dB_t, \quad (1)$$

$$dX_t = \mu(X_t)dt + \sigma(X_t)dW_t, \quad (2)$$

where $r \geq 0$ is the risk-free rate, W_t is a d -dimensional (uncorrelated) risk-neutral vector Brownian motion, and B_t is a risk-neutral scalar Brownian motion, with correlations between them denoted with ρ ,

$$dB_t dW_t^i = \rho_i dt \quad \text{for } 1 \leq i \leq d.$$

It will be assumed throughout that this system of SDEs has a unique strong solution (e.g., all coefficients are Lipschitz continuous). Denote by $(\mathcal{F}_t)_{t \geq 0}$ a filtration under which W and B are adapted Brownian motions. The VIX is the square root of the risk-neutral expected realized 30-day variance,

$$\text{VIX}_t = \sqrt{\mathbb{E} \left[\frac{1}{\tau} \int_t^{t+\tau} v^2(X_u) du \middle| \mathcal{F}_t \right]},$$

where $\tau = 30$ days, and a VIX future is given by,

$$h_{T-t}(X_t) = \mathbb{E}[\text{VIX}_T | \mathcal{F}_t] \quad \text{for } t \leq T. \quad (3)$$

For this SVM it is clear that the asset price S_t , the VIX, and all VIX futures are \mathcal{F}_t -adapted Markov processes.

Separate from SVMs are market models that are designed to describe directly the VIX and VIX futures. Let $F_{t,T}$ be a market model's price for a VIX future with maturity T at time $t \leq T$. These prices come from the following system of SDEs,

$$\frac{dF_{t,T}}{F_{t,T}} = \nu(t, T) dW_t, \quad (4)$$

where W_t is the same Brownian motion from equation (2), and where the volatility $\nu(t, T)$ is an \mathcal{F}_t -adapted d -dimensional row vector function, specific for a given T , such that there is a unique strong solution to equation (4). The model is applied simultaneously for multiple or a continuum of T 's, thereby forming an entire curve of VIX futures. It is important to keep in mind that equation (4) is generally a time inhomogeneous and non-Markovian model, but results in this paper apply to time-homogenous Markovian market models that are also driven by the factor process X_t of equation (2). Section 2.1 will set forth a assumptions for time homogeneity and Markovianity along with some explanation, but further discussion will come in Section 4 where it will be shown how there is essentially a contradiction when trying to specify a consistent Markovian SVM with a non-Markovian market model. Market models considered in this paper include: a Bergomi-type market model¹ where $\nu(t, T) = \gamma^* e^{-\mathbf{k}(T-t)} \sigma$ with

¹This paper throughout will refer to the ‘‘Bergomi model’’ when perhaps it should say ‘‘a Bergomi-type model for VIX futures’’, but this would be unwieldy so instead the name is used in a general sense. The original Bergomi model is for the curve of future instantaneous variances, not VIX directly.

\mathbf{k} and σ being $d \times d$ positive-definite matrices and γ a $d \times 1$ volatility vector; a 3/2 market model where all futures are an expectation of a VIX given by $F_{t,t} = 1/X_t$ with X_t being a Cox-Ingersol-Ross (CIR) process.

In practice, it is a very good idea to use market models because VIX futures are very liquid with a richness of information for understanding the state of volatility. Therefore, it is sensible to first define a market model, and second to build an SVM with the structure of the market model taken into consideration. If the market model is Markovian with the same factors as the SVM, then the instantaneous variance $v^2(x)$ is the solution to an inverse problem. The formulation is as follows: if the coefficients of the factor process $\mu(x)$ and $\sigma(x)$ are known for all x , and the market model has provided the function $h_0(x)$, the VIX (3), then the inverse problem for $v^2(x)$ is expressed as,

$$h_0^2(x) = \mathbb{E} \left[\frac{1}{\tau} \int_t^{t+\tau} v^2(X_u) du \middle| X_t = x \right]. \quad (5)$$

If the process X_t is ergodic and its infinitesimal generator has an invariant density relative to which it is symmetric, making X_t reversible, and has also a spectral gap, then the Fredholm alternative gives a condition for solvability of equation (5) as described in Section 2. If in addition the solution is positive, then the market model has provided the volatility function for equation (1), leaving the correlation coefficients ρ_1, \dots, ρ_d as the only remaining parameters to be estimated for the SVM. However, positivity of the volatility obtained by the inversion does not hold for any given market model in general, even when consistency holds, which is an issue that is explored further in the examples of Section 3.

1.2 Background Literature

Background for SVM models, including the Heston model, can be found in various books and papers, including [13, 16]. The Bergomi model for future variance is introduced in [6] and [7], and a consistency condition for the drift in futures curves for variance is given in [8]. Term structure and the associated Heath-Jarrow-Morton (HJM) framework are discussed in [9, 15, 23, 24].

In the past decade there has been a lot of research addressing the causal relationship between SPX and VIX options, which includes some re-evaluation of widely-used SVMs and a search for new models to fit both markets. One such example is the so-called 3/2 model, which is analyzed in [4], [10], [11], [12] and considered ‘good’ because it is able to reproduce the increasing right-hand implied-volatility skew in VIX options. The search for a model to simultaneously calibrate an SVM to both SPX and VIX options is done in [5] using a two-factor diffusion model, and in [21] using a regime-switching extension of the Heston model [16]. Non-model-specific analysis of the joint SPX and VIX markets includes [20] and the data analysis of future variance-swap rates in [19]. The problem of consistency between SVMs and market models is formulated with initial results in the PhD thesis of Alex Badran [2].

1.3 Results & Organization of this Paper

Section 2.2 has the main result of this paper, which is a theorem for the solvability of equation (5). This main result is constructed upon a preliminary result given in Section 2.1, namely Definition 2.1 stating formally the meaning of *inter-model consistency*, which is necessary for the models to have agreement in the prices. Section 3 has examples of tractable models: Sections 3.1 and 3.2 explore the scalar and multivariate Bergomi models, respectively, for which the inverse problem has an explicit eigenfunction expansion; Section 3.3 looks at the market model where VIX_t^2 is a 3/2 process for which there is also an explicit eigenfunction expansion; Section 3.4 looks at the double Nelson market model that is tractable with nice statistical features to fit the data but with an inverse problem that does not have a positive solution for all x . Section 4 has further discussion on issues such as non-Markovian market models, and how to construct an inter-model consistent Heath-Jarrow-Morton (HJM) [15] framework for VIX forward rate models.

2 Definitions & Main Result

The value of a future contract with a fixed horizon is referred to as a *constant maturity future* (CMF), that is, for a constant $\theta \geq 0$ the CMF price with horizon θ given by the SVM is,

$$h_\theta(X_t) = \mathbb{E}[VIX_{t+\theta} | \mathcal{F}_t], \quad (6)$$

and the CMF given by the market model is,

$$F_{t,t+\theta} = \mathbb{E}[F_{t+\theta,t+\theta} | \mathcal{F}_t]. \quad (7)$$

Unlike regular futures, CMFs are not risk-neutral martingales. Instead, their differential has a non-zero drift,

$$\frac{dF_{t,t+\theta}}{F_{t,t+\theta}} = Y_t^\theta dt + \nu(t, t + \theta) dW_t, \quad (8)$$

where Y_t^θ appears because there is a dt -term attributed to the partial derivative with respect to T , namely,

$$\begin{aligned} Y_t^\theta &= \frac{\partial}{\partial T} \log(F_{t,T}) \Big|_{T=t+\theta} \\ &= \left[- \int_{-\infty}^t \nu(u, T) \frac{\partial}{\partial T} \nu^*(u, T) du + \int_{-\infty}^t \frac{\partial}{\partial T} \nu(u, T) dW_u \right]_{T=t+\theta}. \end{aligned} \quad (9)$$

In this equation it is assumed that the integrals exist so that a stationary representation can be taken. The quantity Y_t^θ has a financial significance because it is the roll-yield of a trading portfolio to track the CMF's returns (see [1]).

2.1 Inter-Model Consistency

Before addressing this consistency issue, it is first necessary to define the notion of inter-model consistency:

Definition 2.1 (Inter-Model Consistency). *Assume that all SDEs have unique strong solutions. The SVM given by equations (1) and (2), and the market model given by equation (4), have inter-model consistent prices if the CMFs agree,*

$$F_{t,t+\theta} = h_\theta(X_t) \quad \forall t \geq 0 \text{ and } \forall \theta \geq 0, \quad (10)$$

where $F_{t,t+\theta}$ are CMFs given by the market model (7), and where X_t is the factor process from equation (2) of the SVM, and $h_\theta(x)$ is the SVM's CMF as defined in (6).

From Definition 2.1, the first thing to notice is that time homogeneity in the SVM implies time homogeneity in the market model. The reason being, that the differential of $h_\theta(X_t)$ obtained from Itô's lemma and the SDE in (2) have time-homogenous coefficients, and hence it follows that the differential of $F_{t,t+\theta}$ must also have time-homogenous coefficients. Therefore, the following condition is introduced:

Condition 2.1 (Time-Homogeneous Market Model). *The market model of equation (4) has a volatility (row vector) function $\nu(t, T)$ that is an \mathcal{F}_t -adapted, time-homogeneous process, and the CMF's volatility function $\nu(t, t + \theta)$ in (8) can be written as an \mathcal{F}_t -adapted, time-homogeneous process parameterized by $\theta \geq 0$,*

$$\nu(t, t + \theta) = \nu_\theta(t),$$

so that equation (8) is a time-homogeneous SDE with $Y_t^\theta = -\int_{-\infty}^t \nu_\theta(u) \frac{\partial}{\partial \theta} \nu_\theta^*(u) du + \int_{-\infty}^t \frac{\partial}{\partial \theta} \nu_\theta(u) dW_u$.

The second thing to notice from Definition 2.1 is that Markovian SVM future prices need to be equal to those of the market model, and hence it stands to reason that the market model should also be a Markov process. Market models are generally inclusive of non-Markov dynamics, as is shown by the expression for Y_t^θ in equation (9) and in Condition 2.1, but comparison of the drift and diffusion terms in the CMF SDEs indicates that inter-model consistency naturally requires both models to be Markovian. Hence, the simplest approach is to assume that both the SVM and the market model are Markovian and driven by the factor process X_t ; more discussion related to this issue will come in Section 4.

Condition 2.2 (Markovian Market Model). *The market model with CMFs given by equation (8) is a Markov model driven by the same factor process as the SVM. In particular, under Condition 2.1 the CMF has roll-yield functions $f_\theta(x)$ and volatility row vector functions $\nu_\theta(x)$ for each horizon $\theta \geq 0$, such that the CMF dynamics are,*

$$\frac{dF_{t,t+\theta}}{F_{t,t+\theta}} = f_\theta(X_t)dt + \nu_\theta(X_t)dW_t, \quad (11)$$

where X_t is the factor process given by equation (2).

From this point forward it is assumed that Condition 2.2 holds. From it, Itô's lemma can be applied to check that a model satisfies the consistency of Definition 2.1 and equation (10). Assuming regularity, the differential of $h_\theta(X_t)$ is set equal to (11) to obtain the following pair of consistency equations,

$$\mathcal{L}h_\theta(X_t) = f_\theta(X_t)h_\theta(X_t) \quad (12)$$

$$\sigma^*(X_t)\nabla h_\theta(X_t) = \nu_\theta^*(X_t)h_\theta(X_t). \quad (13)$$

Here

$$\mathcal{L} = \frac{1}{2}\text{trace}[\sigma\sigma^*(x)\nabla\nabla^*] + \mu^*(x)\nabla \quad (14)$$

is the infinitesimal generator of the factor process X_t . Equation (12) is obtained by setting the drift terms in $dh_\theta(X_t)$ equal to the drift term in (11), and equation (13) is obtained by setting the diffusion terms in $dh_\theta(X_t)$ equal to the diffusion term in (11). Equations (12) and (13) relate the VIX h , and the drift f_θ and the volatility ν_θ of the market model with the statistics of the factor process X_t .

Remark 1 (Buehler's Condition). *Equation (12) is Buehler's condition, which was identified for expected variance in [8].*

Remark 2. *The essential step in confirming inter-model consistency between an SVM and a market model is to prove the statement expressed by equation (10). However the market model is such that $F_{t,T} = \mathbb{E}[F_{T,T}|\mathcal{F}_t]$ for all $T \geq t$, and so it is sufficient to show*

$$F_{t,t} = h_0(X_t)$$

a.s. for all t . That is, the SVM and the market model share the same filtration $(\mathcal{F}_t)_{t \geq 0}$, and $F_{t,T}$ is a martingale by construction, and so all that needs to be checked is that the models have agreement between their zero-horizon CMFs.

2.2 Main Result: Markovian Inverse Problem for v^2

Let $h(x) = h_0(x)$ denote the VIX. Suppose that the SVM and the market model satisfy Definition 2.1 and Condition 2.2. A function $v^2(x)$ should be found for consistent specification of the SVM. If $h(x)$ is known and given by the market model, then finding this function amounts to solving an inverse problem,

$$h^2(x) = \mathbb{E} \left[\frac{1}{\tau} \int_t^{t+\tau} v^2(X_u) du \middle| X_t = x \right], \quad (15)$$

where a solution is a function $v^2 : \mathbb{R}^d \rightarrow \mathbb{R}^+$ that satisfies equation (15).

2.2.1 General Solvability

The inverse problem can be solved for a general class of factor processes. Let the factor process X_t be a stationary ergodic process with infinitesimal generator \mathcal{L} given by (14). It will be assumed that there is a unique invariant density ω such that $\mathcal{L}^*\omega = 0$, where \mathcal{L}^* is the adjoint operator, in the sense that $\langle \mathcal{L}g \rangle = 0$ for any test function g .² Here and in the sequel the notation for any (integrable) test function g whose expectation with respect to invariant density is,

$$\langle g \rangle := \int g(x)\omega(x)dx .$$

It will be necessary to assume the operator \mathcal{L} has a spectral gap:

²Conditions for existence of a unique invariant *measure* are given in [22] to be boundedness and uniform ellipticity of matrices $\sigma\sigma^*(x)$, and also that $\limsup_{\|x\| \rightarrow \infty} x^*\mu(x) \leq -c\|x\|^{1+\alpha}$ for some $c > 0$ and $\alpha \geq -1$.

Condition 2.3 (Spectral Gap). *The operator \mathcal{L} is symmetric, that is, $\langle g_1 \mathcal{L} g_2 \rangle = \langle g_2 \mathcal{L} g_1 \rangle$ for any test functions g_1 and g_2 , with a spectrum that is non-positive with a gap at zero. In other words, there is a constant $\lambda > 0$ such that,*

$$\langle (e^{\mathcal{L}t} g)^2 \rangle \leq e^{-\lambda t} \langle g^2 \rangle , \quad (16)$$

for all $t \geq 0$ and for any g such that $\langle g \rangle = 0$ and $\langle g^2 \rangle < \infty$. Here $e^{\mathcal{L}t} g$ denotes the contraction semigroup generated by \mathcal{L} , and given by

$$e^{\mathcal{L}t} g(x) = \mathbb{E} \left[g(X_t) \middle| X_0 = x \right]$$

for bounded g as well as for square integrable ones.

Clearly $|e^{\mathcal{L}t} g(x)| \leq \sup_y |g(y)|$ and also $\langle (e^{\mathcal{L}t} g)^2 \rangle \leq \langle g^2 \rangle$ for all suitable g , $t \geq 0$. Conditions on the symmetric diffusion generator \mathcal{L} to have a spectral gap are given in [3], with the Ornstein-Uhlenbeck generator being the canonical case that motivates the more general theory³. The examples of Section 3 explore further the scope of the theory.

Theorem 2.1 (General Solvability of Inverse Problem). *Assume Definition 2.1, Condition 2.1, Condition 2.2 and Condition 2.3. Also assume h^2 is such that $\langle h^4 \rangle < \infty$ and $\langle (\mathcal{L}h^2)^2 \rangle < \infty$. A square-integrable solution v^2 to equation (15) exists if and only if the following solvability condition holds,*

$$\langle (2f + \|\nu\|^2) h^2 \rangle = 0 , \quad (17)$$

where $f(x)$ is the roll yield and $\nu(x)$ the volatility in (11) (with $\theta = 0$).

Remark 3. *It may be the case that equation (15) is solvable but does not have a solution that is non-negative for all x , even though it is denoted by v^2 because that is how the problem is posed. In this case, for the proposed market model there does not exist an SVM that is consistent in the sense of Definition 2.1.*

Remark 4. *The solvability condition in equation (17) is analogous to the Fredholm alternative in finite Euclidean space (see [25]). It is an integral condition that involves the roll yield f and volatility of the market model ν , the VIX h , and the invariant density of the factor process ω .*

Proof of Theorem 2.1. By writing the solution as $v^2(x) = \langle h^2 \rangle + \xi(x)$, the inverse problem of equation (15) can be rewritten as,

$$h^2 - \langle h^2 \rangle = \Phi \xi ,$$

where the operator Φ is defined by

$$\Phi = \frac{1}{\tau} \int_0^\tau e^{\mathcal{L}u} du. \quad (18)$$

³The theory of Pardoux and Veretennikov [22] can also be used for Theorem 2.1.

Using the invariant density it is clear the solution ξ is now centered,

$$\langle \xi \rangle = 0 ,$$

because $0 = \langle h^2 - \langle h^2 \rangle \rangle = \langle \Phi \xi \rangle = \int (\Phi \xi) \omega dx = \int \xi \omega dx = \langle \xi \rangle$, and the inverse problem is posed as

$$\Phi \xi = h^2 - \langle h^2 \rangle . \quad (19)$$

The operator Φ is an averaging operator, and so it stands to reason that h^2 is more regular than ξ . The operator \mathcal{L} is applied to both sides of equation (19), and because by assumption the quantity $\mathcal{L}h^2$ is well defined, it follows that,

$$\mathcal{L}\Phi\xi = \mathcal{L}h^2 .$$

Notice that

$$\mathcal{L}\Phi = \frac{1}{\tau} \int_0^\tau \mathcal{L}e^{\mathcal{L}u} du = \frac{1}{\tau} (e^{\mathcal{L}\tau} - I) ,$$

which can be rearranged to obtain,

$$-\tau\mathcal{L}h^2 = -\tau\mathcal{L}\Phi\xi = (I - (I + \tau\mathcal{L}\Phi))\xi = (I - e^{\mathcal{L}\tau})\xi , \quad (20)$$

and due to the spectral gap Condition 2.3 the solution can be written with a (convergent) geometric series,

$$\xi = -\tau \sum_{n=0}^{\infty} e^{n\mathcal{L}\tau} \mathcal{L}h^2 .$$

Note the solvability condition: given the spectral gap there is a solution if and only if $\langle \mathcal{L}h^2 \rangle = 0$, which is the same as equation (17) after applying consistency equations (12) and (13). In addition, it is needed to use the fact that,

$$\mathcal{L}h^2 = 2h\mathcal{L}h + \|\sigma^*\nabla h\|^2 .$$

Uniqueness of a square integrable solution with $\langle \xi \rangle = 0$ follows from equation (20) too: for any two solutions ξ and ξ' having $\langle \xi^2 \rangle + \langle \xi'^2 \rangle < \infty$ it must be that $\mathcal{L}\Phi\xi = \mathcal{L}\Phi\xi'$, or $(I - e^{\mathcal{L}\tau})\xi = (I - e^{\mathcal{L}\tau})\xi'$. By inverting the operator $I - e^{\mathcal{L}\tau}$ it is clear that $\xi = \xi'$.

Multiplying both sides of equation (20) by ξ and taking brackets yields,

$$\langle \xi^2 \rangle = -\tau \langle \xi \mathcal{L}h^2 \rangle + \langle \xi e^{\mathcal{L}\tau} \xi \rangle .$$

From symmetry of \mathcal{L} and the spectral gap in equation (16) there is the following estimate,

$$\langle \xi e^{\mathcal{L}\tau} \xi \rangle = \langle (e^{\mathcal{L}\tau/2} \xi)^2 \rangle \leq e^{-\lambda\tau/2} \langle \xi^2 \rangle ,$$

which is inserted into the previous equation to obtain,

$$\langle \xi^2 \rangle \leq -\tau \langle \xi \mathcal{L}h^2 \rangle + e^{-\lambda\tau/2} \langle \xi^2 \rangle .$$

Rearranging and applying Cauchy-Schwartz yields the estimate,

$$(1 - e^{-\lambda\tau/2}) \langle \xi^2 \rangle \leq -\tau \langle \xi \mathcal{L}h^2 \rangle \leq \tau \sqrt{\langle \xi^2 \rangle \langle (\mathcal{L}h^2)^2 \rangle} ,$$

which for $\lambda > 0$ is rearranged to obtain an estimate on the norm of the solution,

$$\langle \xi^2 \rangle \leq \left(\frac{\tau}{1 - e^{-\lambda\tau/2}} \right)^2 \langle (\mathcal{L}h^2)^2 \rangle . \quad (21)$$

The bound (21) shows that the solution is square integrable against the invariant density, given our assumptions about h and the spectral gap. \square

2.2.2 Solution via Eigenseries Expansion

If the operator \mathcal{L} has a complete basis of orthogonal eigenfunctions, then so does Φ given in (18), and then the solution to the inverse problem (15) can be found by computing eigencoefficients in a series expansion of $v^2(x)$. For many such cases there are transition densities for the factor process X_t given X_0 , and so equation (15) can be written using a kernel,

$$h^2(x) = \int \Phi(y, x) v^2(y) dy ,$$

where the kernel is,

$$\Phi(y, x) = \frac{1}{\tau} \int_0^\tau \frac{\partial}{\partial y} \mathbb{P}(X_u \leq y | X_0 = x) du .$$

Suppose there are eigenfunctions $\psi_n : \mathbb{R}^d \rightarrow \mathbb{R}$ such that for an index value $n \in \{0, 1, 2, \dots\}$,

$$\int \Phi(y, x) \psi_n(y) dy = \lambda_n \psi_n(x) ,$$

where $\lambda_n \neq 0$, and where there is an invariant density $\omega(x) > 0$ such that,

$$\int \psi_n(x) \psi_m(x) \omega(x) dx = \langle \psi_n^2 \rangle \delta(n - m) .$$

The orthogonality follows in the usual way from the fact that the operator Φ of (18), whose kernel is $\Phi(y, x)$, is symmetric, $\langle g\Phi f \rangle = \langle f\Phi g \rangle$ for all test functions f, g , given that \mathcal{L} is assumed symmetric.

Suppose additionally that these eigenfunctions form a complete basis in $L^2(\mathbb{R}^d; \omega)$, i.e., if $\langle v^4 \rangle < \infty$ then there are coefficients $a_0, a_1, a_2 \dots$ such that,

$$v^2(x) = \sum_{n=0}^{\infty} a_n \psi_n(x) , \quad \sum_{n=0}^{\infty} |a_n|^2 < \infty .$$

If v^2 is the solution to the inverse problem then there is eigenseries expansion,

$$h^2(x) = \sum_{n=0}^{\infty} a_n \lambda_n \psi_n(x) , \quad \sum_{n=0}^{\infty} |a_n \lambda_n|^2 < \infty$$

and via orthogonality the a_n 's are solved for,

$$a_n = \frac{1}{\lambda_n \langle \psi_n^2 \rangle} \int h^2(x) \psi_n(x) \omega(x) dx .$$

This provides a (unique) solution to equation (15).

3 Application to Tractable Models

This section presents some examples of models that are applicable in practice, i.e., simulation, numerics, data calibration, etc., can be done within a reasonable amount of time. For each model, consistency in the sense of Definition 2.1 holds by construction because the models are all Markov, they share the same X_t factor process with the SVM, and are assumed to have $h_\theta(x) = F_{t,t+\theta}$ for all $\theta \geq 0$. Hence, the emphasis is placed on the solution to the inverse problem, with each model's inverse problem requiring different calculations.

3.1 The Scalar Bergomi Model

When $d = 1$ the Bergomi model has the market model volatility function,

$$\nu(t, T) = \gamma\sigma e^{-\kappa(T-t)},$$

where γ is a scalar constant, and $\sigma > 0$ and $\kappa > 0$ are associated with the factor process as defined below. This model has futures given by,

$$\begin{aligned} F_{t,T} &= F_{t_0,T} \exp\left(-\frac{\gamma^2\sigma^2}{2} \int_{t_0}^t e^{-2\kappa(T-u)} du + \gamma\sigma \int_{t_0}^t e^{-\kappa(T-u)} dW_u\right) \\ &= F^\infty \exp\left(-\frac{\gamma^2\sigma^2}{4\kappa} e^{-2\kappa(T-t)} + \gamma\sigma e^{-\kappa(T-t)} \int_{-\infty}^t e^{-\kappa(t-u)} dW_u\right), \end{aligned}$$

where $F^\infty = \lim_{t_0 \rightarrow -\infty} F_{t_0,T}$; F^∞ is also a model parameter. Let X_t denote the Ornstein-Uhlenbeck (OU) process,

$$dX_t = -\kappa X_t dt + \sigma dW_t,$$

where $\kappa > 0$; for this model, $\mu(x) = -\kappa x$ and $\sigma(x) = \sigma$. The factor process is the stationary OU process,

$$X_t = \sigma \int_{-\infty}^t e^{-\kappa(t-u)} dW_u,$$

with invariant density

$$\omega(x) = \sqrt{\frac{\kappa}{\sigma^2\pi}} e^{-\frac{\kappa x^2}{\sigma^2}}.$$

The roll-yields in (11) are,

$$f_\theta(X_t) = \frac{\partial}{\partial T} \log(F_{t,T}) \Big|_{T=t+\theta} = \frac{\gamma^2\sigma^2}{2} e^{-2\kappa\theta} - \gamma\kappa X_t e^{-\kappa\theta},$$

and the volatilities are $\nu_\theta(X_t) = \gamma\sigma e^{-\kappa\theta}$. In fact, the consistency equation (13) can be solved to obtain $h_\theta(x) = h_\theta(0) \exp(\gamma e^{-\kappa\theta} x)$. It is easily verified that the solvability condition (17) holds here.

Next, the inverse problem in (15) will be solved by an eigenfunction expansion. The OU process has a complete orthogonal basis of eigenfunctions given by the Hermite

polynomials. Hence, the inverse problem is solved with an eigenseries expansion of Section 2.2.2.

Consider the process

$$dZ_t = -\kappa Z_t dt + \sqrt{2\kappa} dW_t ,$$

where $dW_t dW_t = dt$. The generator of this process is

$$\mathcal{L} = \kappa \frac{\partial^2}{\partial z^2} - \kappa z \frac{\partial}{\partial z} ,$$

and the eigenfunctions of \mathcal{L} satisfy equations,

$$\mathcal{L}\psi_n(x) = -\kappa n \psi_n(x) \quad \text{for } n = 0, 1, 2, 3, \dots ,$$

where each ψ_n is a Hermite polynomial,

$$\psi_n(z) = (-1)^n \exp\left(\frac{z^2}{2}\right) \frac{d^n}{dz^n} \exp\left(-\frac{z^2}{2}\right) ,$$

i.e.,

$$\begin{aligned} \psi_0(z) &= 1 \\ \psi_1(z) &= z \\ \psi_2(z) &= z^2 - 1 \\ &\vdots \end{aligned}$$

These polynomials are orthogonal with respect to Z 's invariant measure,

$$\int_{-\infty}^{\infty} \psi_n(z) \psi_m(z) \omega(z) dz = n! \delta(n - m) ,$$

where

$$\omega(z) = \frac{1}{\sqrt{2\pi}} \exp\left(-\frac{z^2}{2}\right) .$$

The eigenfunctions form a complete orthogonal basis in $L^2(\mathbb{R}; \omega)$, and are convenient because,

$$\mathbb{E} \left[\psi_n(Z_t) \middle| Z_0 = z \right] = e^{-nt} \psi_n(z) .$$

The transition density for the Z_t 's is the following kernel,

$$\Phi_z(y, z) = \frac{1}{\tau} \int_0^\tau \frac{\partial}{\partial y} \mathbb{P}(Z_t \leq y | Z_0 = z) dt ,$$

and when applied to the Hermite polynomials,

$$\begin{aligned} \int_{-\infty}^{\infty} \Phi_z(y, z) \psi_0(y) dy &= \psi_0(z) = 1 \\ \int_{-\infty}^{\infty} \Phi_z(y, z) \psi_n(y) dy &= \frac{1}{\tau} \int_0^\tau e^{-\kappa n t} \psi_n(z) dt = \frac{1 - e^{-\kappa n \tau}}{\kappa n \tau} \psi_n(z) \quad \forall n \geq 1 , \end{aligned}$$

which yields the eigenvalues

$$\begin{aligned}\lambda_0 &= 1 \\ \lambda_n &= \frac{1 - e^{-\kappa\tau n}}{\kappa\tau n} \quad \forall n \geq 1 .\end{aligned}$$

For the scalar Bergomi model driven by the OU process X_t with mean-reversion rate κ and diffusion parameter σ , there is the following weak equivalence with Z_t ,

$$X_t \stackrel{d}{=} \frac{\sigma}{\sqrt{2\kappa}} Z_t .$$

Define the scaled domain variance function,

$$\tilde{v}^2(z) = v^2\left(\frac{\sigma}{\sqrt{2\kappa}}z\right) \quad \forall z \in \mathbb{R} ,$$

and then notice

$$\frac{1}{\tau} \int_0^\tau \mathbb{E} \left[v^2(X_t) \middle| X_0 = x \right] dt = \frac{1}{\tau} \int_0^\tau \mathbb{E} \left[\tilde{v}^2(Z_t) \middle| Z_0 = \frac{\sqrt{2\kappa}}{\sigma}x \right] dt .$$

If the SVM and market model are consistent, then $\text{VIX}_t^2 = h^2(X_t)$ is given explicitly by the market model,

$$h^2(x) = h^2(0) \exp(2\gamma e^{-\kappa\theta}x) = h^2(0) \exp\left(\frac{\sqrt{2}\gamma e^{-\kappa\theta}\sigma}{\sqrt{\kappa}}z\right) .$$

Then, in terms of z and the scaled eigenfunction \tilde{v}^2 , the solution to the inverse problem has the expansion,

$$\tilde{v}^2(z) = \sum_{n=0}^{\infty} a_n \psi_n(z) ,$$

and the inverse problem (15) can be written in terms of the scaled variable and variance function,

$$h^2(0) \exp\left(\frac{\sqrt{2}\gamma e^{-\kappa\theta}\sigma}{\sqrt{\kappa}}z\right) = \frac{1}{\tau} \int_0^\tau \mathbb{E} \left[\tilde{v}^2(Z_t) \middle| Z_0 = z \right] dt = \sum_{n=0}^{\infty} a_n \lambda_n \psi_n(z) ,$$

for all $z \in \mathbb{R}$. Then using orthogonality the coefficients are,

$$\begin{aligned}a_n &= (-1)^n \frac{h^2(0)}{\lambda_n n! \sqrt{2\pi}} \int_{-\infty}^{\infty} \exp\left(\frac{\sqrt{2}\gamma e^{-\kappa\theta}\sigma}{\sqrt{\kappa}}z\right) \frac{d^n}{dz^n} \exp\left(-\frac{z^2}{2}\right) dx \\ &= \frac{h^2(0)}{\lambda_n n!} \left(\frac{\sqrt{2}\gamma e^{-\kappa\theta}\sigma}{\sqrt{\kappa}}\right)^n \exp\left(\frac{\gamma^2 e^{-2\kappa\theta}\sigma^2}{\kappa}\right) .\end{aligned}$$

This is clearly an expansion convergent in $L^2(\mathbb{R}; \omega)$ and uniformly on compact sets. Finally, in terms of x the solution is,

$$v^2(x) = \tilde{v}^2 \left(\frac{\sqrt{2\kappa}}{\sigma} x \right) = \sum_{n=0}^{\infty} a_n \psi_n \left(\frac{\sqrt{2\kappa}}{\sigma} x \right) .$$

This expansion is also convergent in L^2 and uniformly on compact sets. Numerical calculations indicate that the solution $v^2(x)$ is positive and therefore there is an acceptable volatility function. It is interesting to note that the market model for the VIX is an exponential function, leading to an exponential OU VIX futures process. However, the consistent SVM in this case does not have an exponential OU volatility function. Numerical calculations show that the instantaneous variance $v^2(x)$ has exponential-like behavior but is not an exact exponential. The fact that $v^2(x)$ is not an exponential function is clear analytically as well.

3.2 The Multi-Factor Bergomi Model

Consider VIX futures from the multidimensional Bergomi model given by,

$$\frac{dF_{t,T}}{F_{t,T}} = \gamma^* e^{-\mathbf{k}(T-t)} \sigma dW_t ,$$

where $\mathbf{k} > 0$ is a $d \times d$ matrix, σ is a $d \times d$ constant matrix, W_t is d -dimensional uncorrelated Brownian motion, γ is a $d \times 1$ vector, and the solution to the SDE given by,

$$F_{t,T} = F_{t_0,T} \exp \left(-\frac{1}{2} \gamma^* \left(\int_{t_0}^t e^{-\mathbf{k}(T-u)} \sigma \sigma^* e^{-\mathbf{k}^*(T-u)} du \right) \gamma + \gamma^* \int_{t_0}^t e^{-\mathbf{k}(T-u)} \sigma dW_u \right) .$$

Consider the stationary OU process represented by

$$X_t = \int_{-\infty}^t e^{-\mathbf{k}(t-u)} \sigma dW_u .$$

Assuming the integral is well defined, when for example all eigenvalues of \mathbf{k} are positive, and then taking $t_0 \rightarrow -\infty$, the futures are represented as,

$$F_{t,T} = F^\infty \exp \left(-\frac{1}{2} \gamma^* \left(\int_{-\infty}^t e^{-\mathbf{k}(T-u)} \sigma \sigma^* e^{-\mathbf{k}^*(T-u)} du \right) \gamma + \gamma^* e^{-\mathbf{k}(T-t)} X_t \right) .$$

where

$$F^\infty = \lim_{t_0 \rightarrow -\infty} F_{t_0,T} .$$

This is rewritten in the form,

$$F_{t,T} = F^\infty \exp \left(-\frac{1}{2} \gamma^* e^{-\mathbf{k}(T-t)} \Sigma e^{-\mathbf{k}^*(T-t)} \gamma + \gamma^* e^{-\mathbf{k}(T-t)} X_t \right) ,$$

where

$$\Sigma = \int_0^\infty e^{-\mathbf{k}u} \sigma \sigma^* e^{-\mathbf{k}^*u} du , \quad (22)$$

is the $d \times d$ covariance matrix of the stationary OU process X_t , assumed finite and non-singular. From the integral formula of (22) it is seen that Σ satisfies the stationary Lyapunov equation,

$$\mathbf{k}\Sigma + \Sigma\mathbf{k}^* = \sigma\sigma^* . \quad (23)$$

For this multidimensional model the log futures' T derivative is,

$$f_\theta(X_t) = \frac{\partial}{\partial T} \log(F_{t,T}) \Big|_{T=t+\theta} = \frac{1}{2} \gamma^* \mathbf{k} e^{-\mathbf{k}\theta \Sigma} e^{-\mathbf{k}^* \theta} \gamma + \frac{1}{2} \gamma^* e^{-\mathbf{k}\theta \Sigma} e^{-\mathbf{k}^* \theta} \mathbf{k}^* \gamma - \gamma^* \mathbf{k} e^{-\mathbf{k}\theta} X_t .$$

The volatility in (11) is given by

$$\nu_\theta(X_t) = \gamma^* e^{-\mathbf{k}\theta} \sigma .$$

In matrix/vector form,

$$dX_t = -\mathbf{k}X_t dt + \sigma dW_t ,$$

and the formula for the VIX is explicit and obtained from (13) (up to the initial value),

$$h_\theta(x) = h_\theta(0) \exp(\gamma^* e^{-\mathbf{k}\theta} x) .$$

The invariant density of the OU process X_t is the d -dimensional Gaussian density with mean zero and covariance Σ . As in the scalar case of Section 3.1, it is easily verified that solvability condition (17) holds here.

For the ergodic properties of the multidimensional OU process it is enough to assume that the eigenvalues of \mathbf{k} have negative real parts and that $(-\mathbf{k}, \sigma)$ are a controllable pair, i.e.,

$$\int_0^t e^{-\mathbf{k}u} \sigma \sigma^* e^{-\mathbf{k}^*u} du \quad \text{is invertible for all } t > 0 .$$

Under these assumptions the OU process $dX_t = -\mathbf{k}X_t dt + \sigma dW_t$ is ergodic. When \mathbf{k} is diagonalizable with linearly independent eigenvectors then the generator \mathcal{L} has a discrete set of eigenvalues and a complete bi-orthogonal (in general) basis of eigenfunctions given by multivariate Hermite polynomials (see [17, 18, 26]), and therefore the method of Section 2.2.2 applies even though the generator is in general not symmetric in the sense of Condition 2.3.

As an example, consider the 2-dimensional model from [1], where the factors are

$$dX_t^i = -\kappa_i X_t^i dt + \sigma_i dW_t^i \quad \text{for } i = 1 \text{ and } 2,$$

with $\kappa_i > 0$ for $i = 1$ and 2 , $dW_t^1 dW_t^2 = \rho dt$, the VIX being,

$$h(x) = h(0) \exp\left(\frac{x_1 + x_2}{2}\right) ,$$

where it is assumed for simplicity that $\gamma = \frac{1}{2}\mathbf{1}$ with $\mathbf{1} = (1, 1)^*$. The generator of X_t is,

$$\mathcal{L} = \frac{1}{2}\text{trace} \left[\begin{pmatrix} \sigma_1^2 & \rho\sigma_1\sigma_2 \\ \rho\sigma_1\sigma_2 & \sigma_2^2 \end{pmatrix} \nabla \nabla^* \right] - x^* \begin{pmatrix} \kappa_1 & 0 \\ 0 & \kappa_2 \end{pmatrix} \nabla ,$$

and the invariant density is,

$$\omega(x) = \frac{1}{2\pi\sqrt{|\Sigma|}} \exp \left(-\frac{1}{2}x^*\Sigma^{-1}x \right) ,$$

where

$$\Sigma = \begin{pmatrix} \frac{\sigma_1^2}{2\kappa_1} & \frac{\rho\sigma_1\sigma_2}{\kappa_1+\kappa_2} \\ \frac{\rho\sigma_1\sigma_2}{\kappa_1+\kappa_2} & \frac{\sigma_2^2}{2\kappa_2} \end{pmatrix} ,$$

so that (23) holds. Following [26], the eigenfunctions ϕ_n for the adjoint operator \mathcal{L}^* are,

$$\phi_n(x) = \left(-\frac{\partial}{\partial x_1} \right)^{n_1} \left(-\frac{\partial}{\partial x_2} \right)^{n_2} \omega(x) ,$$

where n_1 and n_2 are non-negative integers; notice that $\mathcal{L}^*\omega = 0$. These ϕ_n 's are the solutions to the equations

$$\mathcal{L}^*\phi_n = -\alpha_n\phi_n ,$$

where $\alpha_n = n_1\kappa_1 + n_2\kappa_2$. Then, the eigenfunctions ψ_n for the operator \mathcal{L} are multivariate Hermite polynomials, which are,

$$\psi_n(x) = \frac{1}{\omega(x)}\phi_n(x) ,$$

and satisfy the equation,

$$\mathcal{L}\psi_n = -\alpha_n\psi_n ;$$

each of these ψ_n 's is a polynomial of degree equal to $n_1 + n_2$. In this case the transition-density kernel is,

$$\Phi(y, x) = \frac{1}{\tau} \int_0^\tau \frac{\partial^2}{\partial y_1 \partial y_2} \mathbb{P}(X_t \leq y | X_0 = x) dt ,$$

and when applied to the multivariate Hermite polynomials, similar to the scalar OU example of Section 3.1, there are eigenvalues,

$$\begin{aligned} \lambda_0 &= 1 \\ \lambda_n &= \frac{1 - e^{-\alpha_n\tau}}{\alpha_n\tau} \quad \forall n \geq 1 . \end{aligned}$$

The set of ψ_n 's forms a complete basis in $L^2(\mathbb{R}^2; \omega)$, which satisfy a bi-orthogonality relation relative to a second basis. Define this second set of basis functions to be,

$$\tilde{\psi}_n(x) = \frac{1}{\omega(x)} \left(-\frac{\partial}{\partial z_1} \right)^{n_1} \left(-\frac{\partial}{\partial z_2} \right)^{n_2} \omega(\Sigma z) \Big|_{z=\Sigma^{-1}x} .$$

which are bi-orthogonal in the sense that,

$$\int_{\mathbb{R}^2} \tilde{\psi}_n(x) \psi_m(x) \omega(x) dx = n_1! n_2! \delta(n - m) .$$

Hence, with $\mathbf{1} = (1, 1)^*$ as above, the inverse problem is,

$$h^2(0) \exp(x^* \mathbf{1}) = \frac{1}{\tau} \int_0^\tau \mathbb{E} \left[v^2(X_t) \middle| Z_0 = z \right] dt = \sum_{n=0}^{\infty} a_n \lambda_n \psi_n(x) ,$$

for all $x \in \mathbb{R}^2$, which via the bi-orthogonality relation has the solution,

$$\begin{aligned} a_n &= \frac{h^2(0)}{\lambda_n n_1! n_2!} \int_{\mathbb{R}^2} \exp(x^* \mathbf{1}) \tilde{\psi}_n(x) \omega(x) dx \\ &= \frac{h^2(0)}{\lambda_n n_1! n_2!} \int_{\mathbb{R}^2} \left[\exp(z^* \Sigma \mathbf{1}) \left(-\frac{\partial}{\partial z_1} \right)^{n_1} \left(-\frac{\partial}{\partial z_2} \right)^{n_2} \omega(\Sigma z) \right]_{z=\Sigma^{-1}x} dx \\ &= \frac{h^2(0) (\Sigma_{11} + \Sigma_{21})^{n_1} (\Sigma_{22} + \Sigma_{21})^{n_2}}{\lambda_n n_1! n_2!} \int \exp(x^* \mathbf{1}) \omega(x) dx \\ &= \frac{h^2(0) (\Sigma_{11} + \Sigma_{21})^{n_1} (\Sigma_{22} + \Sigma_{21})^{n_2}}{\lambda_n n_1! n_2!} \exp \left(\frac{1}{2} \mathbf{1}^* \Sigma \mathbf{1} \right) . \end{aligned}$$

As with the scalar Bergomi, checking for solvability, existence and uniqueness need not be invoked because the solution has eigencoefficients that are explicit. Figures 1 and 2 show the simulation of this 2-factor Bergomi model along with the recovered $v(x)$, which is positive, and Figure 3 looks at the difference $Q(x) = v(x) - h(x)$ to gain a sense of the differing factor sensitivities in $v(x)$ and VIX function $h(x)$. Notice that $\int v^2(x) \omega(x) dx = \int h^2(x) \omega(x) dx$ (to see why multiply both sides of (15) by $\omega(x)$ and integrate), requiring there to be both positive and negative values of $Q(x)$.

3.3 The 3/2 Model

Consider a market model constructed upon the squared VIX being a 3/2 process,

$$\text{VIX}_t^2 = V_t = \frac{1}{X_t} ,$$

where X_t is a CIR process,

$$dX_t = \kappa(\bar{x} - X_t) dt + \sigma \sqrt{X_t} dW_t ,$$

with $\frac{2\kappa\bar{x}}{\sigma^2} > 2$.⁴ Applying Itô's lemma yields,

$$\begin{aligned} dV_t &= \frac{1}{X_t} \left(\kappa - (\kappa\bar{x} - \sigma^2) \frac{1}{X_t} \right) dt - \sigma \left(\frac{1}{X_t} \right)^{3/2} dW_t \\ &= V_t \left(\kappa - (\kappa\bar{x} - \sigma^2) V_t \right) dt - \sigma V_t^{3/2} dW_t , \end{aligned}$$

⁴The model proposed in this section is similar to that used in [14], wherein $\text{VIX}_t = 1/X_t$, which could be done here as well but will require $\frac{2\kappa\bar{x}}{\sigma^2} > 4$ to have L^2 integrability of the series expansion.

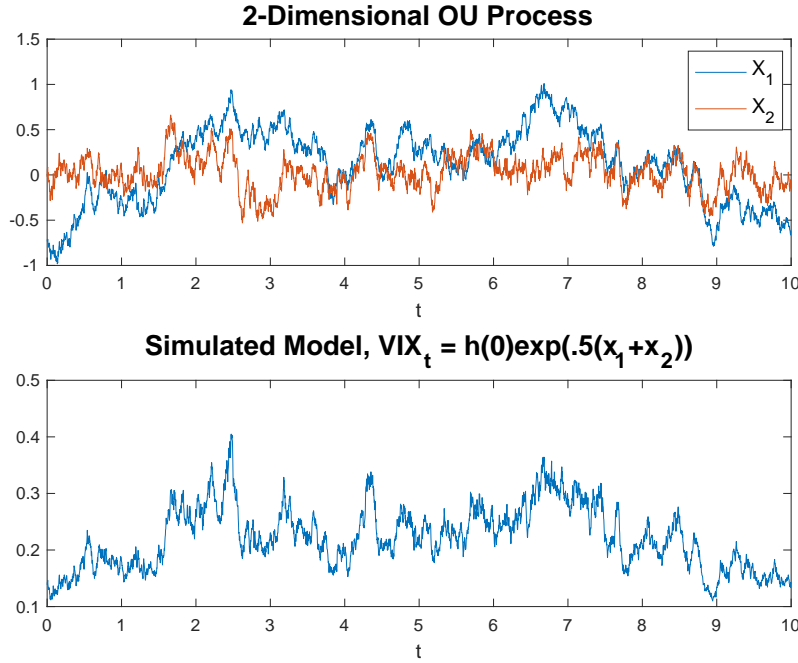


Figure 1: Use for a 2-factor Bergomi model, a simulated 2-dimensional OU process $X_t = (X_t^1, X_t^2)$ and $VIX_t = h(0) \exp\left(\frac{1}{2}(X_t^1 + X_t^2)\right)$, with parameters $h(0) = .2$, $\kappa_1 = 1$, $\kappa_2 = 10$, $\sigma_1 = .6$, $\sigma_2 = .8$, and $\rho = .4$. The mean VIX for this realization is 22.2% and the mode is 20.0%. The process X_t^1 is *persistent* because it has slower mean reversion.

from which the 3/2 power in the diffusion is seen, thus giving the process V_t its name.

Consider first the normalized CIR process, which has a complete orthogonal basis of eigenfunctions for its generator, given by the generalized Laguerre polynomials. Hence, the inverse problem is again solved with an eigenseries expansion and the method of Section 2.2.2 applies. Consider the normalized CIR process,

$$dZ_t = (1 + \alpha - Z_t)dt + \sqrt{2Z_t}dW_t ,$$

where $\alpha > 0$. The generator of this process is,

$$\mathcal{L} = z \frac{\partial^2}{\partial z^2} + (1 + \alpha - z) \frac{\partial}{\partial z} ,$$

and the eigenfunctions of \mathcal{L} satisfy equations,

$$\mathcal{L}\psi_n = -n\psi_n \quad \text{for } n = 0, 1, 2, \dots ,$$

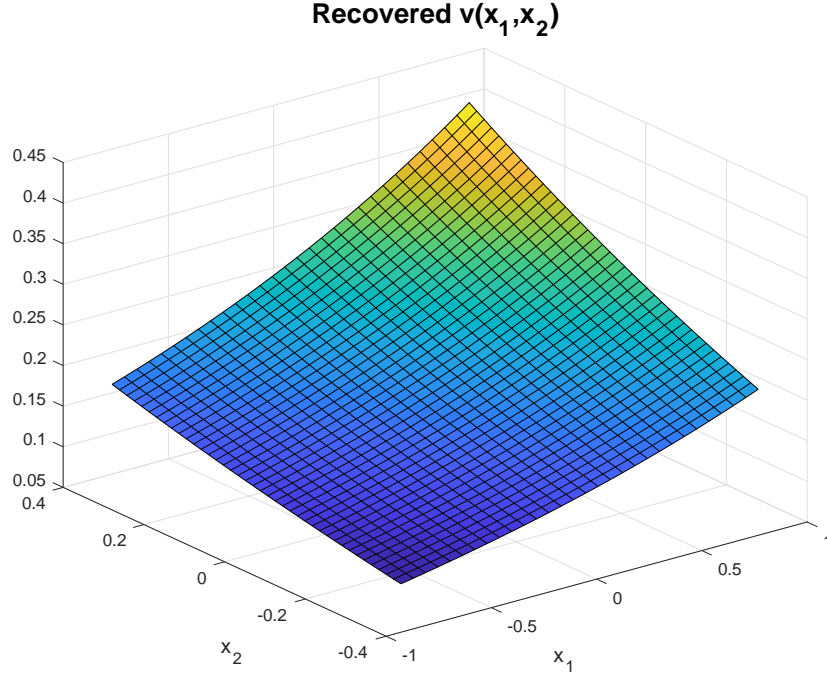


Figure 2: An approximation of the recovered $v(x)$ from a 2-factor Bergomi model, with parameters $h(0) = .2$, $\kappa_1 = 1$, $\kappa_2 = 10$, $\sigma_1 = .6$, $\sigma_2 = .8$, and $\rho = .4$. The approximated v uses all multivariate Hermite polynomials up to and including powers of 6, $v(x) \approx \sqrt{\sum_0^{\mathcal{N}_6} a_n \psi_n(x)}$ where $\mathcal{N}_6 = \#\{n : n_1 + n_2 \leq 6\}$. Using only 6-degree polynomials is sufficiently accurate, as the average error in approximating is of order 10^{-6} , i.e., $\sqrt{\frac{1}{\#\{i,j\}} \sum_{i,j} \left(\sqrt{\sum_0^{\mathcal{N}_6} a_n \psi_n(x_{ij})} - h(x_{ij}) \right)^2} = \mathcal{O}(10^{-6})$ where x_{ij} denotes a discrete evaluation point in \mathbb{R}^2 and $\#\{i,j\}$ denotes the number of evaluation points.

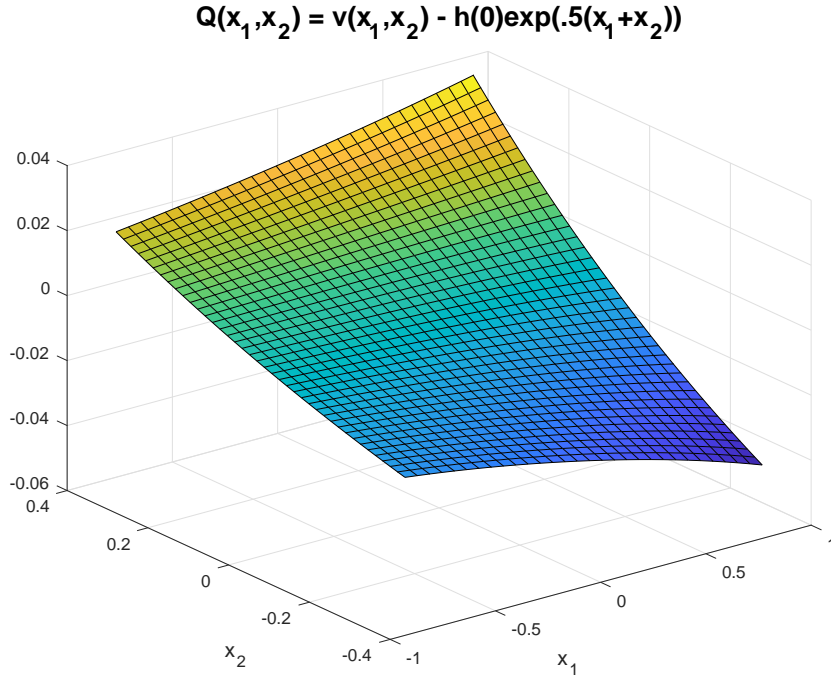


Figure 3: For the 2-factor Bergomi model, $Q(x)$ denotes the difference between the stochastic volatility function and VIX, $Q(x) = v(x) - h(x)$ where $h(x) = h(0) \exp\left(\frac{1}{2}(x_1 + x_2)\right)$. The model parameters are $h(0) = .2$, $\kappa_1 = 1$, $\kappa_2 = 10$, $\sigma_1 = .6$, $\sigma_2 = .8$, and $\rho = .4$. From this surface plot it can be seen that rises in the persistent factor x_1 have more effect on VIX than $v(x)$ when the fast-mean-reverting factor is low (i.e., when $x_2 < 0$); this is seen in the corner of the surface plot where $Q(x_1, x_2)$ is most negative. This is an interesting caveat of the solution to the inverse problem, as it says that the VIX can be more persistent than instantaneous volatility, but this should not be too much of a surprise because VIX is the expectation of a moving average, which are generally more persistent than the process that is being averaged. Notice that $\int v^2(x)\omega(x)dx = \int h^2(x)\omega(x)dx$ (to see why multiply both sides of (15) by $\omega(x)$ and integrate), requiring there to be both positive and negative values of $Q(x)$.

where each ψ_n is a generalized Laguerre polynomial,

$$\psi_n(z) = \frac{1}{n!} e^z z^{-\alpha} \frac{d^n}{dz^n} (e^{-z} z^{n+\alpha}) ,$$

that is,

$$\begin{aligned} \psi_0(z) &= 1 \\ \psi_1(z) &= -z + \alpha + 1 \\ \psi_2(z) &= \frac{1}{2} z^2 - (\alpha + 2)z + \frac{1}{2}(\alpha + 2)(\alpha + 1) \\ &\vdots \end{aligned}$$

These polynomials are orthogonal with respect to Z 's invariant measure,

$$\int_0^\infty \psi_n(z) \psi_m(z) \omega(z) dz = c_n \delta(n - m) ,$$

where

$$c_n = \frac{\Gamma(n + \alpha + 1)}{n! \Gamma(\alpha + 1)} ,$$

and

$$\omega(z) = \frac{1}{\Gamma(\alpha + 1)} z^\alpha \exp(-z) ,$$

with $\Gamma(\alpha)$ the Gamma function evaluated at $\alpha > 1$. These eigenfunctions form a complete orthogonal basis in $L^2(\mathbb{R}^+; \omega)$, and are convenient because,

$$\mathbb{E} \left[\psi_n(Z_t) \middle| Z_0 = z \right] = e^{-nt} \psi_n(z) .$$

For the CIR process X_t defined above, there is the following weak equivalence with a scaled Z_t ,

$$X_t =_d \frac{\sigma^2}{2\kappa} Z_{\kappa t} ,$$

with the specific

$$\alpha = \frac{2\bar{x}\kappa}{\sigma^2} - 1 .$$

Define also the scaled domain variance or volatility function,

$$\tilde{v}^2(z) = v^2 \left(\frac{\sigma^2}{2\kappa} z \right) \quad \forall z > 0 ,$$

and then notice

$$\frac{1}{\tau} \int_0^\tau \mathbb{E}[v^2(X_t) | X_0 = x] dt = \frac{1}{\tau} \int_0^\tau \mathbb{E} \left[\tilde{v}^2(Z_{\kappa t}) \middle| Z_0 = \frac{2\kappa}{\sigma^2} x \right] dt .$$

Therefore it is useful to define the kernel for the Z_t 's, $\Phi_z(y, z) = \frac{1}{\tau} \int_0^\tau \frac{\partial}{\partial y} \mathbb{P}(Z_{\kappa t} \leq y | Z_0 = z) dt$, and when applied to the Laguerre polynomials, similar to the scalar OU example,

$$\begin{aligned} \int_0^\infty \Phi_z(y, z) \psi_0(y) dy &= 1 \\ \int_0^\infty \Phi_z(y, z) \psi_n(y) dy &= \frac{1}{\tau} \int_0^\tau e^{-\kappa n t} \psi_n(z) dt = \frac{1 - e^{-\kappa n \tau}}{\kappa n \tau} \psi_n(z) \quad \forall n \geq 1, \end{aligned}$$

there are the eigenvalues,

$$\begin{aligned} \lambda_0 &= 1 \\ \lambda_n &= \frac{1 - e^{-\kappa n \tau}}{\kappa n \tau} \quad \forall n \geq 1. \end{aligned}$$

Hence, if the SVM and market model are consistent, then $\text{VIX}_t^2 = h^2(X_t)$ is given explicitly by the market model,

$$h^2(x) = \frac{1}{x} = \frac{2\kappa}{\sigma^2 z},$$

which is in $L^2(\mathbb{R}^+; \omega)$ if $\alpha > 1$. Then, in terms of z and the scaled function \tilde{v}^2 , the solution to the inverse problem has the expansion,

$$\tilde{v}^2(z) = \sum_{n=0}^{\infty} a_n \psi_n(z),$$

and therefore

$$\frac{2\kappa}{\sigma^2 z} = \frac{1}{\tau} \int_0^\tau \mathbb{E} \left[\tilde{v}^2(Z_{\kappa t}) | Z_0 = z \right] dt = \sum_{n=0}^{\infty} a_n \lambda_n \psi_n(z),$$

for all $z > 0$. Using the orthogonality the coefficients are,

$$\begin{aligned} a_n &= \frac{2\kappa}{\sigma^2 \lambda_n c_n n! \Gamma(1 + \alpha)} \int_0^\infty \frac{1}{z} \frac{d^n}{dz^n} (e^{-z} z^{n+\alpha}) dz \\ &= \frac{2\kappa}{\sigma^2 \lambda_n c_n \Gamma(1 + \alpha)} \int_0^\infty e^{-z} z^{\alpha-1} dz \\ &= \frac{2\kappa}{\sigma^2 \lambda_n c_n \Gamma(1 + \alpha)} \Gamma(\alpha) \\ &= \frac{2\kappa \Gamma(\alpha) n!}{\sigma^2 \lambda_n \Gamma(n + \alpha + 1)}. \end{aligned}$$

For n large there is the behavior $a_n \approx n^{-\alpha+1}$, which requires $\alpha > 2$ for square integrability of the expansion of v^2 . Finally, in terms of x , the solution is,

$$v^2(x) = \sum_{n=0}^{\infty} a_n \psi_n \left(\frac{2\kappa}{\sigma^2} x \right).$$

Figure 4 shows a simulation of the 3/2 process and the two approximations of the recovered function $v(x)$ using 25 and 30 Laguerre polynomials. Note that the numerical solution is positive.

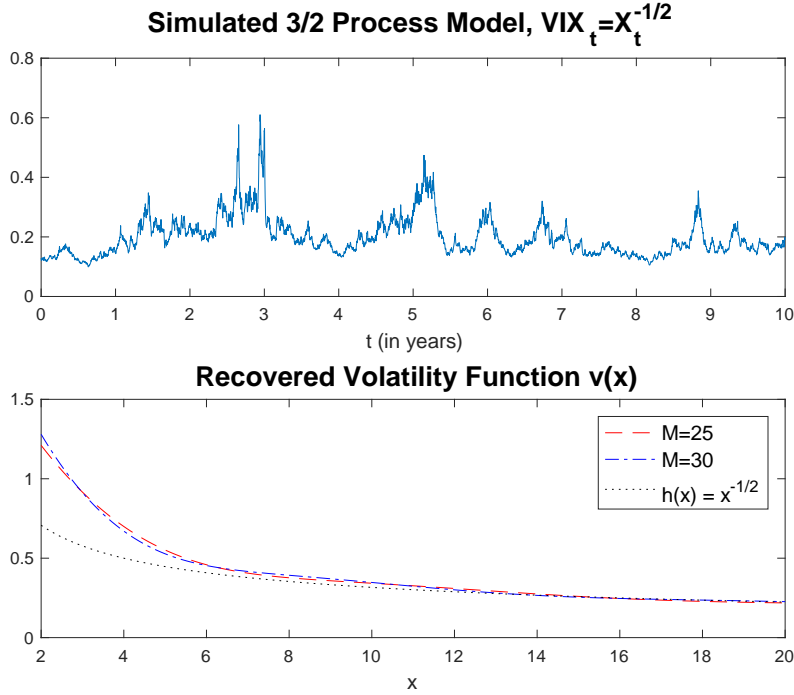


Figure 4: The simulation of the 3/2 process and the recovered volatility function for the market model having $VIX_t^2 = \frac{1}{X_t}$, where X_t is a CIR process. In the legend of the bottom plot, $M = 25$ indicates an approximation using twenty-five Laguerre polynomials, $M = 30$ using thirty polynomials, and $h(x) = 1/\sqrt{x}$ is the market model's VIX function. In both plots the CIR parameters are $\kappa = 4$, $\bar{x} = 30$ and $\sigma = 6.9282$; this yields $\alpha = 4$. This simulation runs for 10 years with time step $\Delta t = 1/365$, and produces empirical statistics $\frac{1}{N} \sum_{i=1}^N VIX_{t_i} = 19.89\%$ and $\text{mode}_{i \leq N}(VIX_{t_i}) = 16.0\%$ (in the summation $N = 10 \times 365 = 3,650$). From the recovered $v^2(x)$ it is clear that, compared to the VIX, instantaneous volatility is more affected by low values of X_t ; i.e., stochastic volatility is more sensitive to the left-hand tail distribution of X_t . For these parameters the CIR process is between 10 and 50 approximately 95% of the time.

3.4 The Double Nelson Model

Consider the 2-dimensional mean reverting process $X_t = (X_t^1, X_t^2)$ with dynamics,

$$\begin{aligned} dX_t^1 &= \kappa_1(X_t^2 - X_t^1)dt + \sigma_1 X_t^1 dW_t^1 \\ dX_t^2 &= \kappa_2(\bar{x} - X_t^2)dt + \sigma_2 X_t^2 dW_t^2, \end{aligned} \quad (24)$$

where $\bar{x} > 0$, $\kappa_1 > 0$, $\kappa_2 > 0$, and $dW_t^1 dW_t^2 = \rho dt$. This is the double Nelson model, which is the continuous-time limit of a double GARCH model. Defining the VIX to be,

$$\text{VIX}_t = h(X_t) = X_t^1,$$

the futures curve $F_{t,T} = \mathbb{E}[h(X_T)|X_t]$ is,

$$F_{t,T} = X_t^1 e^{-\kappa_1(T-t)} + \bar{x}(1 - e^{-\kappa_1(T-t)}) + (X_t^2 - \bar{x}) \frac{\kappa_1(e^{-\kappa_2(T-t)} - e^{-\kappa_1(T-t)})}{\kappa_1 - \kappa_2}.$$

This is a market model for which the inverse problem will look to find $v^2(x)$ from an SVM driven by the same factors X_t^1 and X_t^2 .

This factor model's infinitesimal generator does not have a known invariant density, and so the general theory of Theorem 2.1 does not apply directly. However the factor process satisfies a linear system of stochastic differential equations for which there are closed equations for moments of all orders, and so the solvability condition given by (17) from Section 2.2.1 can be applied.

The zero-maturity roll yield is,

$$\frac{\partial}{\partial T} \log(F_{t,T}) \Big|_{T=t} = f(x) = \kappa_1 \left(\frac{x_2}{x_1} - 1 \right),$$

the volatility is $\nu(t, t) = \sigma_1$, and so the solvability condition of equation (17) is,

$$2\kappa_1 \langle x_1(x_2 - x_1) \rangle = -\langle \sigma_1^2 x_1^2 \rangle. \quad (25)$$

Invariant moments can be calculated using Itô's lemma and by then taking expectations,

$$\begin{aligned} \langle x_2 \rangle &= \bar{x} \\ \langle x_1 \rangle &= \bar{x} \\ \langle x_2^2 \rangle &= \frac{2\kappa_2 \bar{x}^2}{2\kappa_2 - \sigma_2^2} \\ \langle x_1 x_2 \rangle &= \frac{\kappa_2 \bar{x}^2 + \kappa_1 \langle x_2^2 \rangle}{\kappa_1 + \kappa_2 - \rho \sigma_1 \sigma_2} \\ \langle x_1^2 \rangle &= \frac{2\kappa_1 \langle x_1 x_2 \rangle}{2\kappa_1 - \sigma_1^2}. \end{aligned}$$

Hence, provided that $2\kappa_1 - \sigma_1^2 > 0$ and $2\kappa_2 - \sigma_2^2 > 0$ to ensure that X_t has finite (invariant) second moments, and that $\langle x_1 x_2 \rangle$ is finite,

$$\kappa_1 + \kappa_2 - \rho \sigma_1 \sigma_2 > \frac{1}{2}(\sigma_1, \sigma_2) \begin{pmatrix} 1 & -\rho \\ -\rho & 1 \end{pmatrix} \begin{pmatrix} \sigma_1 \\ \sigma_2 \end{pmatrix} > 0,$$

it follows that equation (25) holds.

The inverse problem is,

$$h^2(x) = \mathbb{E} \left[\frac{1}{\tau} \int_0^\tau v^2(X_u) du \mid X_0 = x \right] ,$$

with $h^2(x) = x_1^2$, and is solved explicitly by looking for the solution in the form,

$$v^2(x) = a_{11}x_1^2 + a_{12}x_1x_2 + a_{22}x_2^2 + b_1x_1 + b_2x_2 + c .$$

The coefficients a_{ij} and b_i for $i, j = 1, 2$ are obtained by solving explicitly for the moments $u_{11}(t) = \mathbb{E}[(X_t^1)^2 \mid X_0 = x]$, $u_{12}(t) = \mathbb{E}[X_t^1 X_t^2 \mid X_0 = x]$, \dots , which satisfy a linear system of ordinary differential equations obtained by Ito's formula from the stochastic differential equations of the factor process (24),

$$\begin{aligned} \frac{du_{11}}{dt} &= -(2\kappa_1 - \sigma_1^2)u_{11} + 2\kappa u_{12} , & u_{11}(0) &= x_1^2 \\ \frac{du_{12}}{dt} &= -(\kappa_1 + \kappa_2 - \sigma_1\sigma_2\rho)u_{12} + \kappa_1 u_{22} + \kappa_2 \bar{x} u_1 , & u_{12}(0) &= x_1 x_2 \\ \frac{du_{22}}{dt} &= -(2\kappa_2 - \sigma_2^2)u_{22} + 2\kappa \bar{x} u_2 , & u_{22}(0) &= x_2^2 \\ \frac{du_1}{dt} &= \kappa_1(u_2 - u_1) , & u_1(0) &= x_1 \\ \frac{du_2}{dt} &= \kappa_2(\bar{x} - u_2) , & u_2(0) &= x_2 . \end{aligned}$$

Note that the invariant moments obtained above are simply the limit of these moments as $t \rightarrow \infty$, and this requires that the relations between $\kappa_1, \kappa_2, \sigma_1, \sigma_2, \rho$ introduced above hold here too. Hence,

$$\begin{aligned} x_1^2 &= \frac{1}{\tau} \int_0^\tau \mathbb{E}[v^2(X_t) \mid X_0 = x] dt \\ &= \frac{1}{\tau} \int_0^\tau (a_{11}u_{11}(t) + a_{12}u_{12}(t) + a_{22}u_{22}(t) + b_1u_1(t) + b_2u_2(t) + c) dt , \end{aligned}$$

and by adjusting the coefficients a_{11}, a_{12}, \dots the solution is found to be $v^2(x) = v^2(x_1, x_2)$ for $x_1 \geq 0$ and $x_2 \geq 0$, which is a quadratic polynomial in (x_1, x_2) . However, this solution will not be nonnegative and therefore it is not acceptable for an SVM.

To see how the solution $v^2(x_1, x_2)$ can go negative, consider the simplified inverse problem,

$$x_1 = \frac{1}{\tau} \int_0^\tau \mathbb{E}[v^2(X_t) \mid X_0 = x] dt ,$$

which requires only a linear expression for its solution

$$v^2(x) = b_1x_1 + b_2x_2 + c .$$

Thus

$$\begin{aligned} x_1 &= \frac{1}{\tau} \int_0^\tau \mathbb{E}[v^2(X_t) \mid X_0 = x] dt \\ &= \frac{1}{\tau} \int_0^\tau (b_1u_1(t) + b_2u_2(t) + c) dt , \end{aligned}$$

with

$$\begin{aligned} u_1(t) &= e^{-\kappa_1 t} x_1 + \frac{\kappa_1(e^{-\kappa_2 t} - e^{-\kappa_1 t})}{\kappa_1 - \kappa_2} x_2 + (1 - e^{-\kappa_1 t}) \bar{x} - \frac{\kappa_1(e^{-\kappa_2 t} - e^{-\kappa_1 t})}{\kappa_1 - \kappa_2} \bar{x} , \\ u_2(t) &= e^{-\kappa_2 t} x_2 + (1 - e^{-\kappa_2 t}) \bar{x} . \end{aligned}$$

Inserting these expressions and doing the time averaging it is seen that in order to solve the inverse problem it must be that,

$$b_1 = \frac{\kappa_1 \tau}{1 - e^{-\kappa_1 \tau}} ,$$

so that the coefficient of x_1 on the right is one. Then taking b_2 to make the coefficient of x_2 equal to zero, this leads to,

$$b_2 = -b_1 \frac{\kappa_2 \tau}{1 - e^{-\kappa_2 \tau}} \frac{1}{\tau} \int_0^\tau \frac{\kappa_1(e^{-\kappa_2 t} - e^{-\kappa_1 t})}{\kappa_1 - \kappa_2} dt .$$

After solving for b_1 and b_2 , the constant c equals to the remaining terms. Finally it is seen that b_2 is negative for any κ_1, κ_2 , and this makes the solution $v^2(x) = b_1 x_1 + b_2 x_2 + c$, $x_1 \geq 0, x_2 \geq 0$, take negative values for x_1 near 0 and x_2 large.

4 Further Implications

This last section presents further results regarding non-Markovian models and the relationship between forward-rate models and the Heath -Jarrow-Morton (HJM) theory [15].

4.1 General Consistency Condition

Let $h_\theta(x)$ denote the CMFs derived from the Markovian SVM. Assume now that the market model has only the time homogeneity of Condition 2.1 so it is possible for non-Markovian dynamics. Then to check for the inter-model consistency of Definition 2.1, there are the following pair of equations that are the generalization of (12) and (13),

$$\frac{\frac{1}{2} \text{trace}[\sigma \sigma^*(X_t) \nabla \nabla^*] h_\theta(X_t) + \mu^*(X_t) \nabla h_\theta(X_t)}{h_\theta(X_t)} = Y_t^\theta \quad (26)$$

$$\frac{\sigma^*(X_t) \nabla h_\theta(X_t)}{h_\theta(X_t)} = \nu_\theta^*(t) . \quad (27)$$

where Y_t^θ is the roll yield as shown in Condition 2.1. From equations (26) and (27) it should be clear that a Markovian representation of the market model must be imposed. Namely, $Y_t^\theta = f_\theta(X_t)$ where $f_\theta(X_t)$ equals the left-hand side of equation (26), and $\nu_\theta(t) = \nu_\theta(X_t)$ where $\nu_\theta(X_t)$ equals the transpose of the left-hand side of equation (27).

4.1.1 Scalar Consistency with Constant $\nu_\theta(t)$

Consider the case where X_t and W_t in equation (2) are scalar processes. Suppose that ν_θ is a scalar, constant deterministic function,

$$\nu_\theta(t) = \nu_\theta \in \mathbb{R}^1 \quad \forall t .$$

Then solving equations (26) and (27) yields the following VIX futures and roll yields,

$$f_\theta(x) = \nu_\theta \frac{\mu(x) + \frac{1}{2}\sigma(x)\left(\nu_\theta - \sigma'(x)\right)}{\sigma(x)} , \quad (28)$$

$$h_\theta(x) = h_\theta(x_0) \exp\left(\nu_\theta \int_{x_0}^x \frac{dy}{\sigma(y)}\right) \quad \forall \theta \geq 0 . \quad (29)$$

It is assumed in this equation that $\sigma(x)$ is strictly positive and its inverse is integrable.

4.1.2 An Inconsistent Example

There are non-trivial cases where there is a violation of the scalar inter-model consistency formula of equation (28). For example, suppose there is algebraic decay in the market model's volatility function,

$$\nu_\theta = \frac{\gamma}{1 + \theta} .$$

Then the SDE for the CMF can be computed via Itô's lemma, which yields the following roll yield,

$$Y_t^\theta = \frac{\gamma^2}{(1 + \theta)^2} - \int_{-\infty}^t \frac{\gamma}{(1 + t + \theta - u)^2} dW_u .$$

There is no function of the Markov process X_t that can equal this process almost surely, as Y_t^θ itself is not a Markov process. Hence, formula (28) cannot hold.

4.2 The VIX Forward-Rate Model & the HJM Framework

Let the VIX futures be given by a market model with dynamics having the SDEs,

$$\frac{dF_{t,T}}{F_{t,T}} = \nu(t, T) dW_t .$$

Let there be roll yields $Y_t^\theta = f_\theta(X_t)$ for all $\theta \geq 0$ where X_t is the factor process of equation (2). Define the forward rates $f(t, u)$ for $u \geq t$ such that,

$$\log(F_{t,T}/F_{t,t}) = \int_t^T f(t, u) du . \quad (30)$$

The notation $f(t, T)$ is used for the forward rate process, as is the common notation in the literature. Differentiating with respect to T reveals the essential equivalence of the forward rates with the roll yields,

$$\frac{\partial}{\partial T} \log(F_{t,T}) = f(t, T) = f_{T-t}(X_t) .$$

Suppose now that there are adapted processes α and β such that,

$$df(t, T) = \alpha(t, T)dt + \beta(t, T)dW_t \quad \text{for } t \leq T . \quad (31)$$

Applying Itô's lemma to $f_{T-t}(X_t)$ leads to a formula for the diffusion coefficient,

$$\beta(t, T) = \nabla^* f_{T-t}(X_t)\sigma(X_t) . \quad (32)$$

Itô's lemma applied to the log future of equation (30) along with the forward dynamics of equation (31) leads to,

$$d\log(F_{t,T}) = d\log(F_{t,t}) - f(t, t)dt + \int_t^T \alpha(t, u)dudt + \int_t^T \beta(t, u)dudW_t . \quad (33)$$

On the other hand, from the market model,

$$d\log(F_{t,T}) = -\frac{1}{2}\|\nu(t, T)\|^2 dt + \nu^*(t, T)dW_t , \quad (34)$$

and also from the market model the VIX has SDE,

$$d\log(F_{t,t}) = \left(f_0(X_t) - \frac{1}{2}\|\nu(t, t)\|^2 \right) dt + \nu(t, t)dW_t .$$

Hence by equating the diffusion coefficients of equation (33) to those in (34), and by using equation (32), it is deduced that,

$$\nu(t, T) = \nu(t, t) + \left(\int_t^T \nabla^* f_{u-t}(X_t)du \right) \sigma(X_t) \quad \forall T . \quad (35)$$

Then, comparing the 'dt' terms in equation (33) yields the Heath-Jarrow-Morton (HJM) drift condition,

$$\int_t^T \alpha(t, u)du = \frac{1}{2}\|\nu(t, t)\|^2 - \frac{1}{2}\|\nu(t, T)\|^2 \quad \forall T ,$$

(see background on HJM framework in [9, 15, 24]). Differentiating the HJM condition with respect to T and using equation (35) yields,

$$\alpha(t, T) = -\nu(t, T)\sigma^*(X_t)\nabla f_{T-t}(X_t) . \quad (36)$$

Hence, equations (32), (35) and (36) are formulas for the forward rate model's diffusion and drift if the following model features are provided,

- the roll-yield functions $f_\theta(x)$ for all $\theta \geq 0$,
- a consistent VIX process.

Moreover, given only the items in these two bullet-points, equation (35) shows how to construct the market model for the VIX futures.

4.2.1 HJM Drift for Bergomi Model

For the multi-factor Bergomi model, the diffusion coefficients are $\nu(t, T) = \gamma^* e^{-\mathbf{k}(T-t)} \sigma$, the factor process is $dX_t = -\mathbf{k}X_t dt + \sigma dW_t$, and using equations (32) and (36), the forward-rate diffusion is,

$$\beta(t, T) = \nabla^* f_{T-t}(X_t) \sigma = -\gamma^* \mathbf{k} e^{-\mathbf{k}(T-t)} \sigma = -\gamma^* e^{-\mathbf{k}(T-t)} \mathbf{k} \sigma ,$$

and the forward-rate drift is,

$$\alpha(t, T) = -\gamma^* e^{-\mathbf{k}(T-t)} \sigma \sigma^* \mathbf{k}^* e^{-\mathbf{k}^*(T-t)} \gamma = \frac{1}{2} \frac{\partial}{\partial T} \left\| \sigma^* e^{-\mathbf{k}^*(T-t)} \gamma \right\|^2 .$$

4.2.2 The Ritcken and Sankarasubramanian Model

The model of Ritcken and Sankarasubramanian [23] showed that given a certain deterministic structure within a market model, then all future prices can be written in terms of a few factors. For a scalar VIX market model, this amounts to the following construction,

$$f'_{T-t}(X_t) = f'_0(X_t) e^{-\int_0^{T-t} k(u) du} ,$$

where $k(u)$ is a known, deterministic function. If the roll-yield functions $f'_\theta(x)$ have the same sign for all $\theta \geq 0$, then it is clear that,

$$k(\theta) = -\frac{\partial}{\partial T} \log(f'_\theta(x)/f'_0(x)) \quad \forall \theta \geq 0 .$$

To apply the formula of Proposition 2.1 in [23], start by defining the relative prices,

$$P_{t,T} = e^{-r(T-t)} \frac{F_{t,T}}{F_{t,t}} ,$$

and recall from equation (1) that $r \geq 0$ is the (constant) risk-free rate. The instantaneous rate from the price $P_{t,T}$ is,

$$R_t = -\frac{\partial}{\partial T} \log(P_{t,T}) \Big|_{T=t} = r - f_0(X_t) ,$$

and the diffusion coefficient for $R(t)$ is $\beta_R(t) = -f'_0(X_t) \sigma(X_t)$. The price formula of [23] is then applied as follows,

$$P_{t,T} = \frac{P_{0,T}}{P_{0,t}} \exp \left(-\frac{1}{2} \xi^2(t, T) \tilde{X}_t + \xi(t, T) \left(-\frac{\partial}{\partial t} \log(P(0, t)) - R_t \right) \right) ,$$

where $\xi(t, T) = \int_t^T e^{-\int_0^{u-t} k(v) dv} du$ and $\tilde{X}_t = \int_0^t \beta_R(u) e^{-\int_0^{t-u} k(v) dv}$. Hence, the curve of relative futures $F_{t,T}/F_{t,t}$ is given by a finite-state expression, and is essentially a Markovian market model with augmented factor process (X_t, \tilde{X}_t) . Finally, if the VIX process itself is a Markov process, then the Ritcken-Sankarasubramanian model leads to an entirely Markov model for VIX futures.

5 Summary & Conclusion

The aim of this paper is to derive a consistent SVM for the SPX given a market model for the VIX. The main result is Theorem 2.1, which gives conditions for the unique determination of the volatility function of the SVM from the VIX function of the market model, given the same underlying factor process that is ergodic. These conditions involve the roll yield and volatility of the market model, the VIX function, and the invariant density of the factor process. There are no known structural conditions that will make the resulting volatility function non-negative, and hence admissible. Detailed analysis and numerical calculations for several market models indicates that for the commonly used Bergomi market models (Sections 3.1 and 3.2) the volatility function is positive but not an exponential, while the VIX is an exponential and the factor is the OU process. For another market model with the factor being a CIR process, the volatility is again shown numerically to be positive, in Section 3.3. However, a market model in which the factor process comes from a linear SDE that is ergodic, the double Nelson model in Section 3.4, leads to a (unique) volatility function that cannot be positive.

References

- [1] M. Avellaneda and A. Papanicolaou. Statistics of VIX futures and their applications to trading volatility exchange-traded products. *Journal of Investment Strategies*, 7(2):1–33, 2018.
- [2] A. Badran. *Arbitrage-free models for VIX and equity derivatives*. PhD thesis, University of Sydney, 2014. <https://ses.library.usyd.edu.au/handle/2123/13082>.
- [3] D. Bakry, P. Cattiaux, and A. Guillin. Rate of convergence for ergodic continuous Markov processes: Lyapunov versus Poincaré. *Journal of Functional Analysis*, 254(3):727–759, 2008.
- [4] J. Baldeaux and A. Badran. Consistent modelling of VIX and equity derivatives using a 3/2 plus jumps model. *Applied Mathematical Finance*, 2014.
- [5] C. Bayer, J. Gatheral, and M. Karlsen. Fast Ninomiya-Victoir calibration of the double-mean-reverting model. *Quantitative Finance*, 13(11):1813–1829, 2013.
- [6] L. Bergomi. Smile dynamics ii. *Risk*, pages 117–123, October 2005.
- [7] L. Bergomi. Smile dynamics iii. *Risk*, pages 90–96, October 2008.
- [8] H. Buehler. Consistent variance curve models. *Finance and Stochastics*, 10(2):178–203, 2006.
- [9] R. Carmona and M. Teranishi. *Interest Rate Models: an Infinite Dimensional Stochastic Analysis Perspective*. Springer, Berlin, Heidelberg, 2006.
- [10] P. Carr and J. Sun. A new approach for option pricing under stochastic volatility. *Review of Derivatives Research*, 10:87–150, 2007.
- [11] G. Drimus. Options on realized variance by transform methods: a non-affine stochastic volatility model. *Quantitative Finance*, 12:1679–1694, 2012.

- [12] G. Drimus and W. Farkas. Local volatility of volatility for the VIX market. *Working Paper*, 2012.
- [13] J. Gatheral. *The Volatility Surface: A Practitioner's Guide*. Wiley Finance, 2006.
- [14] J. Goard and M. Mazur. Stochastic volatility models and the pricing of VIX options. *Mathematical Finance*, 23(3):439–458, 2013.
- [15] D. Heath, R. Jarrow, and A. Morton. Bond Pricing and the Term Structure of Interest Rates: A New Methodology for Contingent Claims Valuation. *Econometrica*, 60(1):77–105, January 1992.
- [16] S. Heston. A closed-form solution for options with stochastic volatility with applications to bond and currency options. *Review of Financial Studies*, 6:327–343, 1993.
- [17] M.E.H. Ismail and R. Zhang. A review of multivariate orthogonal polynomials. *Journal of the Egyptian Mathematical Society*, 25(2):91 – 110, 2017.
- [18] D. Liberzon and R. Brockett. Spectral analysis of Fokker-Planck and related operators arising from linear stochastic differential equations. *SIAM Journal on Control and Optimization*, 38(5):1453–1467, 2000.
- [19] A. Papanicolaou. Analysis of VIX markets with a time-spread portfolio. *Applied Mathematical Finance*, 23(5):374–408, 2016.
- [20] A. Papanicolaou. Extreme-strike comparisons and structural bounds for the VIX and SPX options markets. *SIAM Journal on Financial Mathematics*, 9(2):401–434, 2018.
- [21] A. Papanicolaou and R. Sircar. A regime-switching Heston model for VIX and S&P 500 implied volatilities. *Quantitative Finance*, 14(10):1811–1827, 2014.
- [22] E. Pardoux and A. Yu. Veretennikov. On the Poisson equation and diffusion approximation. *The Annals of Probability*, 29(3):1061–1085, 2001.
- [23] P. Ritchken and L. Sankarasubramanian. Volatility structures of forward rates and the dynamics of the term structure1. *Mathematical Finance*, 5(1):55–72, 1995.
- [24] A. Roncoroni and P. Guiotto. Theory and calibration of HJM with shape factors. In *Mathematical Finance - Bachelier Congress 2000*. Springer Finance, Springer, Berlin, Heidelberg, 2002.
- [25] W. Rudin. *Functional Analysis*. International series in pure and applied mathematics. McGraw-Hill, 1991.
- [26] C. S. Withers. A simple expression for the multivariate Hermite polynomials. *Statistics & Probability Letters*, 47(2):165–169, 2000.