

# Active Inductive Logic Programming for Code Search

Aishwarya Sivaraman, Tianyi Zhang, Guy Van den Broeck, Miryung Kim

University of California, Los Angeles

{dcssiva, tianyi.zhang, guyvdb, miryung}@cs.ucla.edu

**Abstract**—Modern search techniques either cannot efficiently incorporate human feedback to refine search results or to express structural or semantic properties of desired code. The key insight of our interactive code search technique ALICE is that user feedback could be actively incorporated to allow users to easily express and refine search queries. We design a query language to model the structure and semantics of code as logic facts. Given a code example with user annotations, ALICE automatically extracts a logic query from features that are tagged as important. Users can refine the search query by labeling one or more examples as desired (positive) or irrelevant (negative). ALICE then infers a new logic query that separates the positives from negative examples via active inductive logic programming. Our comprehensive and systematic simulation experiment shows that ALICE removes a large number of false positives quickly by actively incorporating user feedback. Its search algorithm is also robust to noise and user labeling mistakes. Our choice of leveraging both positive and negative examples and the nested containment structure of selected code is effective in refining search queries. Compared with an existing technique, Critics, ALICE does not require a user to manually construct a search pattern and yet achieves comparable precision and recall with fewer search iterations on average. A case study with users shows that ALICE is easy to use and helps express complex code patterns.

**Index Terms**—Code Search, Active Learning, Inductive Logic Programming

## I. INTRODUCTION

Software developers and tools often search for code to perform bug fixes, optimizations, refactoring, etc. For example, when fixing a bug in one code location, developers often search for other similar locations to fix the same bug [1]–[3]. Text-based search techniques allow users to express the search intent using keywords or regular expressions. However, it is not easy to express program structures or semantic properties using text-based search, and thus it is not easy to accurately locate desired code locations. TXL [4] and Wang et al. [5] provide a domain-specific language (DSL) for describing structural and semantic properties of code. However, learning a new DSL for code search can be cumbersome and time consuming.

Several techniques leverage user-provided examples to infer an underlying code pattern or require the user to manually construct a search template [2, 6]–[9]. These techniques have a fixed heuristic and do not allow for iterative query refinement based on user feedback. This generalization heuristic may not capture various search intent. Lase [10] and Refazer [9] use multiple examples instead of a single example to better infer the search intent of the user. However,

this requirement poses limits to usability: a user must come up with multiple examples a priori. Critics allows a user to manually construct an AST-based search pattern from a single example through manual customization and parameterization [11]. However, users of Critics report that the internal representation of a search pattern is not easy to comprehend and that they could benefit from some hints to guide the customization process.

We propose an interactive code search technique, ALICE that infers a search pattern by efficiently incorporating user feedback via active learning. ALICE has three major components: (1) a novel user interface that allows the user to tag important features to formulate a search pattern and to label positive vs. negative examples in an iterative manner, (2) a query language that models structural and semantic properties of a program using *logic programs* and expresses a search pattern as a logic query, and (3) an active learning algorithm that specializes the search pattern based on the positive and negative examples labeled by the user. In this interface, the user can start by selecting a code block in a method as a seed, and by tagging important features of code that must be included in the pattern. ALICE automatically lifts a logic query from the user’s selected hints and matches it against the logic facts extracted from the entire code base. Our query language models properties such as loops, method calls, exception handling, referenced types, containment structure, and sequential ordering in a program. Therefore, our query language can easily express a search pattern such as ‘*find all code examples that call the readNextLine method in a loop and handle an exception of type FileNotFoundException*,’ which cannot be accurately expressed by text-based approaches.

Given the search result returned by ALICE, the user then labels one or more code examples as positive examples (i.e., desired code) or negative examples (i.e., irrelevant code). Our active learning algorithm utilizes Inductive Logic Programming (ILP) [12, 13] to learn the search pattern. Compared to other learning algorithms, ILP provides an easy framework to express background knowledge as rules and is well-suited for learning from structured data. It does not assume a *flat* data representation and allows to capture structural properties of the code that are not easily captured by other methods such as neural networks [14]. Additionally, ILP has been proven successful in program synthesis [15] and specification mining [16, 17]. Since users

```

1  /**
2  * Return all leading comments of a given node.
3  * @param node
4  * @return an array of Comment or null if there's no
      leading comment
5  */
6  Comment[] getLeadingComments(ASTNode node) {
7      if (this.leadingPtr >= 0) { ①
8          int[] range = null;
9          for (int i=0; range==null &&
10              i<=this.leadingPtr; i++) {
11              if (this.leadingNodes[i] == node)
12                  range = this.leadingIndexes[i];
13          }
14          if (range != null) { ②
15              int length = range[1]-range[0]+1;
16              Comment[] leadComments = new Comment[length];
17              System.arraycopy(this.comments, range[0],
18                  leadComments, 0, length);
19              return leadComments;
20          }
21      }
22      return null;
23 }

```

**Fig. 1:** Bob tags if condition `range != null` and if condition `this.leadingPtr>=0` as must-have code elements.

can only inspect a handful of search results due to limited time and attention [18], ALICE allows the user to provide *partial feedback* by only labeling a few examples and to gradually specialize the search pattern in multiple iterations. Our inductive bias guides the specialization process in each iteration to eliminate false positives and this feedback loop iterates until the user is satisfied with the returned result.

We evaluate our approach on a benchmark based on two prior works [10, 19]. This benchmark includes similar code fragments and is based on real-world projects like Eclipse JDT and SWT. ALICE learns the intended search pattern and finds similar locations with 93% precision and 96% recall in three iterations on average, when the user initially tags only two features and labels three examples in each iteration.

Extensive simulation shows that labeling both positive and negative examples is necessary to obtain the best search results, compared to labeling only negatives or only positives. This is because negative examples quickly reduce the search space, while positive examples are used to capture the search intent. As the number of annotations increases, the number of false positives also quickly reduces, demonstrating the benefit of tagging important features. To quantify the number of examples needed, we vary the number of labeled examples. Labeling more examples in each iteration does not necessarily improve overall performance in the end, demonstrating that the user can label only a few in each iteration to reach good performance eventually. ALICE thus alleviates the burden of labeling many examples at once, as its active learning can leverage partial feedback effectively. The comparison with an existing technique Critics [11] shows that ALICE achieves the same or better performance with fewer iterations.

This human-in-the-loop approach in ALICE opens a door of incorporating user feedback in a variety of software engineering techniques, e.g., bug detection, code optimization, refactoring, etc. For example, a code optimization

```

1  public int getExtendedStartPosition(ASTNode node) {
2      if (this.leadingPtr >= 0) {
3          int[] range = null;
4          for (int i=0; i<=this.leadingPtr; i++) {
5              if (this.leadingNodes[i] == node)
6                  range = this.leadingIndexes[i];
7          }
8          if (range != null) {
9              return
10                 this.comments[range[0]].getStartPosition() ;
11          }
12      }
13      return node.getStartPosition();
14 }

```

**Fig. 2:** [Label:Positive] Syntactically similar code fragment to Fig 1, but with different loop condition `i<=this.leadingPtr`

```

1  public void checkComment() {
2      ...
3      if (lastComment >= 0) {
4          this.modifiersSourceStart =
5              this.scanner.commentStarts[0];
6
7          while (lastComment >= 0 &&
8              this.scanner.commentStops[lastComment] < 0)
9              lastComment--;
10         if (lastComment >= 0 && this.javadocParser !=
11             null) {
12             if (this.javadocParser.checkDeprecation(
13                 this.scanner.commentStarts[lastComment],
14                 this.scanner.commentStops[lastComment] - 1)) {
15                 checkAndSetModifiers(AccDeprecated);
16             }
17             this.javadoc = this.javadocParser.docComment;
18         }
19     }
20 }

```

**Fig. 3:** [Label:Negative] Similar to Fig 1 with `lastComment>=0` if condition, but otherwise has a very different structure.

framework, Casper, searches for Java programs with loops that sequentially iterate over data and translates them to semantically equivalent map-reduce programs [20]. However, the search patterns in Casper are hardcoded and cannot be expressed by a user. ALICE can aid in such scenarios by allowing a user to interactively construct a search pattern.

## II. MOTIVATING EXAMPLE

This section describes the code search process using ALICE with a real-world example drawn from Eclipse Java Development Toolkit (JDT). Eclipse JDT provides basic tools and library APIs to implement and extend IDE plugins. As an Eclipse JDT developer, Bob wants to update the `getLeadingComments` (Figure 1) method to return an empty `Comment` array when there are no leading comments, instead of returning `null`, which may cause a `NullPointerException` in a caller method. Before modifying the code, Bob wants to check other similar locations.

Bob could use a text-based search tool to find other code fragments similar to the `getLeadingComments` method. For example, Bob could use `Comment` and `arrayCopy` as keywords to find code locations that reference the `Comment` type and call the `arrayCopy` method. Such text-based

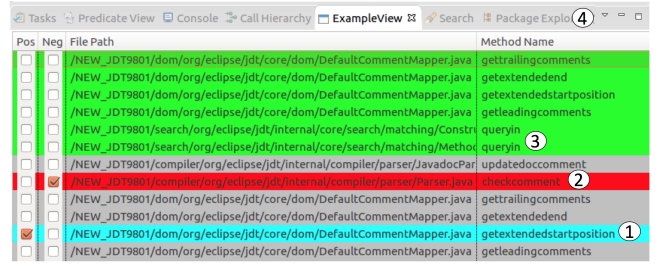
techniques are prone to return a large number of search results, many of which merely contain the same keywords but have significantly different code structures or irrelevant functionality. In the JDT repository, a search for keyword `arrayCopy` returns 1854 methods. Inspecting these would be tedious and time-consuming. Prior work has shown that developers only inspect a handful of search results and return to their own code due to limited time and attention [18, 21, 22]. Bob could instead write a regular expression such as `for(.*;.*&&.*<=this.leadingPtr;.*)` to find locations that contain a `for` loop with the logical `&&` operator in the loop condition. This regular expression would not account for locations with a different loop syntax.

To narrow down the search results, it would be useful to describe the structural properties of code in `getLeadingComments`. For example, a code snippet must contain an `if` condition that checks for `>=0` and contain a loop inside the `if` block. However, even with DSLs, it is not easy to prescribe such structural pattern manually. ALICE instead enables a user to simply label positive vs. negative examples and tag important features to describe patterns that are otherwise difficult to specify.

**Iteration 1. Select Seed Example for Query Formulation and Annotate Important Features.** Bob first selects a code block of interest in the `getLeadingComments` method (lines 7-19 in Figure 1). He *annotates* an `if` condition, `range!=null` (② in Figure 1), as a code element that must be included in the desired search results since he posits that similar locations would have a `null` check on the range object. Such must-have code elements are colored in green. Given the selected code and annotations, ALICE automatically constructs a search query. Since other developers may rename variables in different contexts, ALICE generalizes the variable name `range` in the tagged `if` condition to match a `null` check on any variable. Among 12633 Java methods in the entire Eclipse JDT, ALICE returns 1605 methods with a `null` check, which are too many to examine. Bob now has two choices, he can annotate more features or label few examples to reduce the returned example set size. Bob reduces the search scope by tagging another `if` condition, `this.leadingPtr>=0`, as another must-have element (① in Figure 1). The field name `leadingPtr` is also generalized to match any variable name. ALICE refines the previous query and returns ten methods that both perform a `null` check and contain an `if` condition checking if a field is no less than 0. The query is shown below and its syntax is detailed in Section III-D.

```
query(X)  :-  methoddec(X),
             contains(X, IF0), iflike(IF0, "this.*>=0"),
             contains(X, IF2), iflike(IF2, ".*!=null").
```

**Iterations 2 to N. Active Learning with User Labeling.** Now it is easier for Bob to inspect some of the found examples and label them. After examining two examples, Bob labels one example as desired (i.e., a positive example, ①) and another one as irrelevant (i.e., a negative example, ②) in Figure 4. Bob labels Figure 3 as irrelevant, since



**Fig. 4:** Bob labels some examples as desired and some as irrelevant. Green ③ indicates newly returned examples, Red ② indicates previously marked negative examples, and Cyan ① indicates previously marked positive example.

this example has similar `if` conditions (line 3), but does not compute the range of a code comment or returns a range. After specifying one desired example and one irrelevant example, Bob informs ALICE by clicking a button (④) in the Example View in Figure 4. By incorporating this feedback, ALICE learns a new query shown below that includes a unique structural characteristic appearing in both the initial user-selected example and the labeled positive example but not in the negative example. As a result, ALICE narrows down the search results to six examples (③) that perform a `null` check within a check for an index field greater than equal to 0. A user can further refine the search query and continue to iterate by labeling examples in the newly returned search result. As ALICE uses a top-down search algorithm to *specialize* its search results in each iteration, the resulting set is always a subset of the previous results.

```
query(X)  :-  methoddec(X),
             contains(X, IF0), iflike(IF0, "this.*>=0"),
             contains(X, IF2), iflike(IF2, ".*!=null").
```

### III. APPROACH

ALICE's architecture is based on active machine learning, and active inductive logic programming in particular. First, ALICE takes a user specified repository and builds a logic factbase. In iteration 1, the user selects a seed code example and annotates important features. In iteration 2 to N, the user interactively specializes the search query by labeling examples as positive (desired) or negative (undesired).

#### A. Machine Learning Approach

Traditional code search techniques retrieve code examples by matching user-specified patterns. In contrast, ALICE's central thesis is that such patterns need not be specified by the user, and can instead be induced from specific user interactions. This is fundamentally a machine learning approach to code search: the intended pattern is a hypothesis that is learned from data. To achieve this goal, ALICE integrates several learning paradigms.

First, it requires labels that categorize code examples as either matching the intended hypothesis, or not. Classical supervised learning would require the user to provide

**TABLE I: Predicates in Logical Representation**

Fact Predicates	Rule Predicates
<code>if(ID, COND)</code>	<code>iflike(ID, REGEX)</code>
<code>loop(ID, COND)</code>	<code>looplike(ID, REGEX)</code>
<code>parent(ID, ID)</code>	<code>contains(ID, ID)</code>
<code>next(ID, ID)</code>	<code>before(ID, ID)</code>
<code>methodcall(ID, CALL)</code>	
<code>type(ID, NAME)</code>	
<code>exception(ID, NAME)</code>	
<code>methoddec(ID)</code>	

**TABLE II: Background Knowledge**

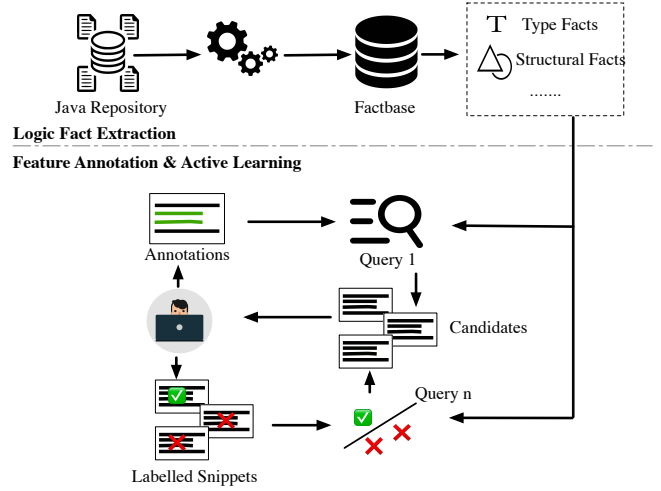
Prolog Rules		
<code>iflike(ID, REGEX)</code>	<code>:-</code>	<code>if(ID, COND), regex_match(COND, REGEX).</code>
<code>looplike(ID, REGEX)</code>	<code>:-</code>	<code>loop(ID, COND), regex_match(COND, REGEX).</code>
<code>contains(ID<sub>1</sub>, ID<sub>2</sub>)</code>	<code>:-</code>	<code>parent(ID<sub>1</sub>, ID<sub>2</sub>).</code>
<code>contains(ID<sub>1</sub>, ID<sub>3</sub>)</code>	<code>:-</code>	<code>parent(ID<sub>1</sub>, ID<sub>2</sub>), contains(ID<sub>2</sub>, ID<sub>3</sub>).</code>
<code>before(ID<sub>1</sub>, ID<sub>2</sub>)</code>	<code>:-</code>	<code>next(ID<sub>1</sub>, ID<sub>2</sub>).</code>
<code>before(ID<sub>1</sub>, ID<sub>3</sub>)</code>	<code>:-</code>	<code>next(ID<sub>1</sub>, ID<sub>2</sub>), before(ID<sub>2</sub>, ID<sub>3</sub>).</code>

prohibitively many labels. ALICE therefore employs *active learning* [23], where the learner has the ability to present some unlabeled examples to the user during learning and ask to provide a label. In a well-designed active learning setup, the user only needs to provide a minimal number of labels for the learner to reliably find the correct hypothesis.

Second, having code be data departs from a standard assumption in machine learning, where data is a feature vector. Instead, code is a type of structured data that requires a more general learning paradigm. *Inductive logic programming* (ILP) [12, 24] is a form of relational learning that supports structured data encoded as logical facts. In particular, ALICE uses the logical predicates listed in the first column of Table I to represent each code example in a factbase. The next section describes this process in detail.

Given that the data is now in a suitable form, ILP aims to learn a hypothesis by constructing a logical (Prolog [25]) query that returns exactly those code IDs that the user is searching for. Queries in ALICE are represented as definite clauses. For example, in the queries shown in Section II above, we are looking for values of the logical variable `X` for which the body of the query is true. The body is true if there exists a value for the remaining logical variables (uppercase), such that each atom in the body is also found in the factbase. The process of learning a query is centered around two operations: *generalization* and *specialization*. Generalization changes the query to return more results, e.g., removing atoms from the body, or replacing constants with variables. Specialization is the reverse operation, yielding a query with fewer results. An ILP learner uses these operations to search the space of all hypotheses for the right one.

Finally, even with active learning, ALICE operates in a regime where there is very little labeled data available. We know from learning theory that this is only possible


**Fig. 5: Overview of our approach**

when the learner has a strong *inductive bias*. That is, the learner already incorporates a lot of knowledge about the learning task, before even seeing the data. We address this in three ways. First, ILP affords the specification of declarative background knowledge, which helps to create a more meaningful inductive bias as it applies to code search. Table II shows ALICE’s background knowledge. The learner can use these additional predicates to construct richer queries. Second, we allow the user to annotate relevant code elements in order to obtain a stronger inductive bias. Third, ALICE’s specialization procedure is designed specifically for code search, in order to strengthen the inductive bias. The following sections discuss these techniques in further detail.

### B. Logic Fact Extraction

ALICE creates a factbase  $FB_0$  from the user-selected Java repository using the predicates described in Table I. It traverses Abstract Syntax Trees (AST) to convert each method definition to logic facts. Predicates `if`, `loop`, and `exception` capture the syntactic structure of a method definition; `methodcall` represents the relationship between a method and its caller; `type` captures the type of defined and used variables in a method; `contains` describes the relationship between each AST node and its parent recursively. `before` predicate captures the sequential code order in a method. Specifically, `before(id1, id2)` is true when node `id1` comes before node `id2` in pre-order traversal while excluding any direct or transitive containment relationship. For Figure 1, `loop(loop1, "range==null && i<=this.leadingPtr")` comes before `if(if2, "range!=null")`. Ground facts are then loaded into a YAP Prolog engine for querying [26].

### C. Generalization with Feature Annotation (Iteration 1)

When a user selects a code block of interest, ALICE generates a specific query which is a conjunction of atoms constructed using the predicates in Table I. Each atom in the query is grounded with constants for its location `ID` and

value representing the content of the corresponding AST node. ALICE replaces all ID constants in the query with logical variables to generate an initial candidate hypothesis/query ( $h_0$ ). For example, one ground atom in the query is of the form `if(if, "range!=null")` and its variablized atom is of the form `if(IF, "range!=null")`. This  $h_0$  is a specific query derived from the user-selected block and is not likely match any other methods, as the query only generalizes the location IDs used in the selected code. In our approach, we let the user *generalize*  $h_0$  by tagging *important* code features. The generalization is carried out by dropping atoms in  $h_0$  other than the annotated ones, producing  $h_1$ .

**Regex Conversion.** To identify other locations that are similar with different variable names, ALICE abstracts variable names in the selected code during the query generalization process. The tool converts predicates `if` and `loop` to `iflike` and `looplike` respectively. Background rules in Table II defines `*like` as a predicate that matches the regular expression (REGEX) with ground conditions (COND) in the factbase. For example, ALICE converts each variable name in `loop(ID, "range==null && i<=this.leadingPtr")` from the string constant to a Kleene closure expression, generating `looplike(ID, ".*==null && .*<=this.*")`. The output of this phase is a generalized query  $h_2$  and the example set  $E$  associated with running this query in Prolog. This example set is shown to the user using the *Example View* (Figure 4).

#### D. Specialization via Active Learning (Iterations 2 to N)

The generalized hypothesis  $h_2$  may still not capture the user’s intent. ALICE uses active learning to obviate labeling all the data up front. Instead, our approach incorporates partial feedback from the user. It iteratively specializes the query by adding a new discriminatory atom that separates positives from negatives. As a design choice, our active ILP algorithm is *consistent* (i.e., it does not cover any negative example) but is not *complete* (i.e., it maximally satisfies positive examples). It carries out a top-down search by starting with a generalized hypothesis  $h_2$  and by repeatedly specializing it to exclude any negative example.

*Inductive bias* is required to guide the process of picking a discriminating atom in each iteration that does not satisfy any negative example while maximally satisfying positive examples. ALICE implements three inductive biases, which are described below. The effectiveness of each bias is empirically evaluated in Section IV. The bias picks the discriminating atom and this is used in conjunction with hypothesis  $h_{n-1}$  to form a new hypothesis  $h_n$ . In other words, this is a specialization process, specializing  $h_{n-1}$  to  $h_n$  to represent a subset of the results obtained by  $h_{n-1}$ .

- **Feature Vector.** This bias considers each code block to have a *flat* structure. The feature vector bias does not consider the nested structure or sequential code order. It specializes by adding atoms at random that reflect the existence of loops, if, method calls, types, or exceptions within the code block. It is the *baseline* bias of ALICE

since it does not utilize any structural information such as containment, ordering, or control or data dependence.

- **Nested Structure.** This bias utilizes the containment structure of the seed code to add atoms. In addition to adding an atom corresponding to the AST node, the bias adds a `contains` predicate to connect the newly added atom to one that already appears in the query. For example, consider an AST with root node  $A$ , whose children are  $B$  and  $C$ ;  $B$  has children  $D$  and  $E$ , and  $C$  has child  $F$ . Suppose that  $h$  includes an atom referring to  $B$ . Then based on the containment relationships, ALICE selects one of  $D$  or  $E$  to specialize the query for next iteration, not  $F$ . If there are no available children, or if this query fails to separate positives from negatives, it falls back of the parent of  $B$  or its further ancestors to construct the next query. We choose this nested structure bias as our default, since it empirically achieves the best performance (cf. Section IV-A).
- **Sequential Code Order.** This bias uses sequential ordering of code in the seed example to determine which atom to add next. Consider an example AST with root node  $A$  and children  $B$  and  $C$ ;  $C$  itself has children  $D$  and  $E$ . Atoms `before( $B, D$ )`, `before( $B, C$ )`, and `before( $B, E$ )` are generated according to the rules in Table II. Given a query that contains atoms referring to  $B$ , ALICE now chooses one of  $C$ ,  $D$ , or  $E$ , to connect to  $B$  using the `before` predicate, and adds this node to the query. If there are no available atoms to add, or if this query fails to separate positives from negatives, it falls back to the original feature vector bias.

A user iterates over this specialization process. The output is a query  $h_n$  that contains atoms picked by the given inductive bias and the new result set  $E'$ .

## IV. SIMULATION EXPERIMENT

We systematically evaluate the accuracy and effectiveness of ALICE by assessing different search strategies and by simulating various user behaviors and errors. We also compare our active-learning-based approach with an existing interactive code search technique [11].

**Dataset.** We use two complementary sets of similar code fragments as the ground truth for evaluation, as shown in Table III. The first dataset is drawn from the evaluation data set of LASE [10], which is publicly available on the author’s website.<sup>1</sup> Each group includes syntactically similar code locations that developers need to find and fix in a similar manner, and we select groups with more than two methods. Each group contains an average of five similar code fragments and each fragment contains a median of 23.5 lines of code, ranging from 3 to 648. The second data set is from the evaluation dataset of Casper [19], an automated code optimization technique. Each group includes similar code fragments that follow the same data access pattern (e.g., a sequential loop over lists) and can be systematically optimized by Casper [20]. By evaluating ALICE with both

<sup>1</sup><http://people.cs.vt.edu/nm8247/research.html>

**TABLE III:** Simulation Experiment Dataset and Results Summary

Groups							Repo ID	No of Methods
ID	LOC	Snippets	Precision	Recall	F1	#Iterations		
1	14	4	1.0	0.75	0.86	3	JDT 9801	12633
2	44	9	1.0	0.91	0.95	3	JDT 10610	13165
3	648	5	1.0	0.92	0.96	2		
4	8	6	1.0	1.0	1.0	4	SWT 16739	35863
5	47	3	1.0	1.0	1.0	4		
6	11	7	1.0	1.0	1.0	2		
7	19	3	1.0	1.0	1.0	3	SWT 3213515	20899
8	3	6	1.0	1.0	1.0	5		
9	18	5	1.0	1.0	1.0	3		
10	28	10	1.0	1.0	1.0	4		
11	112	4	1.0	1.0	1.0	3		
12	30	3	1.0	1.0	1.0	5		
13	34	3	1.0	1.0	1.0	3		
14	18	7	1.0	1.0	1.0	3		
<b>Average</b>			1.0	0.97	0.98	3.4		
15	10	11	1.0	1.0	1.0	1	Arith	31
16	16	6	1.0	1.0	1.0	1	Big $\lambda$	15
17	9	6	1.0	0.66	0.8	1	Phoenix	30
18	37	2	1.0	1.0	1.0	2		
19	6	3	0.3	1.0	0.46	1	Stats	60
20	9	2	0.2	1.0	0.33	1		
<b>Average</b>			0.75	0.94	0.76	1.1		
<b>Total Average</b>			0.93	0.96	0.92	2.7		

datasets, we demonstrate that ALICE is capable of accurately and effectively searching code in different usage scenarios—bug fix and code optimization respectively. Because the second data set includes only the relevant files not the entire codebase, we cannot reliably assess the rate of false positives and hence we exclude this second dataset when assessing impact of individual biases, annotations, and labels in Sections IV-A, IV-B, IV-C, and IV-D.

**Experiment environment.** All experiments are conducted on a single machine with an Intel Core i7-7500U CPU (2.7GHz, 2 cores/ 4 threads), 16GB RAM, and Ubuntu 16.04 LTS. We use YAP Prolog (version 6.3.3), a high-performance Prolog engine [26] to evaluate search queries.

To systematically evaluate ALICE, we randomly select a code fragment in each group of similar code. In the first iteration, we randomly annotate  $k$  important features in the selected code. In each subsequent iteration, we simulate the user behavior by randomly labeling  $n$  examples returned by ALICE. If a code example appears in the ground truth, our simulation labels it as a positive example. Otherwise, it labels it as negative. To mitigate the impact of random choices, we repeat the experiment ten times and report the average numbers for each group.

**Result summary.** Table III summarizes the precision, recall, and F1 score of ALICE in the final search iteration (when precision stops improving). We chose the criteria of reaching a fix point in terms of precision, as all returned results are already included in the ground truth and therefore, there are no more examples to label further. When setting  $k$  and  $n$  to two and three respectively, ALICE empirically achieves the

best result, which we detail in Sections IV-C and IV-D. On average, ALICE successfully identifies similar code locations with 93% precision and 96% recall in 2.7 search iterations. ALICE achieves 100% precision and 97% recall in the first dataset, while it achieves 75% precision and 94% recall in the second dataset. The reason is that the second dataset contains code fragments that loop over a double array with no write to output operations, which is a semantic constraint imposed by Casper [19] for loop optimization. However, ALICE does not learn predicates that differentiate read and write operations on an array and therefore returns a large number of code fragments that write double arrays in a loop, which leads to a low precision.

After the initial annotation step, 138 methods are returned by ALICE on average (median: 23 and maximum: 2352). This implies that requiring a user to label all returned results at once to create a training data set requires too much effort. Instead, ALICE effectively incorporates partial feedback (i.e., only three labeled examples at a time) to reduce the number of returned examples by 93% in the second iteration. The number of iterations to reach a fix point tends to be higher in the first dataset than the second, as the first one contains nested loops and references multiple types (/methods), which tends to require more feedback.

#### A. Impact of Inductive Bias

During query specialization, an inductive bias is used to effectively navigate the space of all hypotheses. We evaluate the effectiveness of each of the three implemented inductive

biases discussed in Section III-D: (1) feature vector, (2) nested structure, and (3) sequential order.

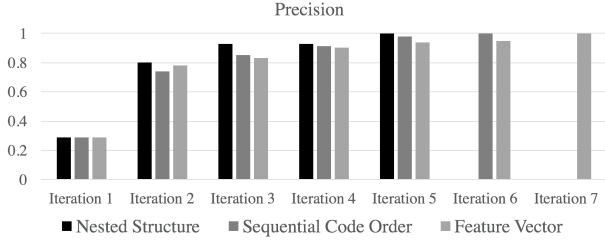


Fig. 6: Precision of ALICE using different inductive biases

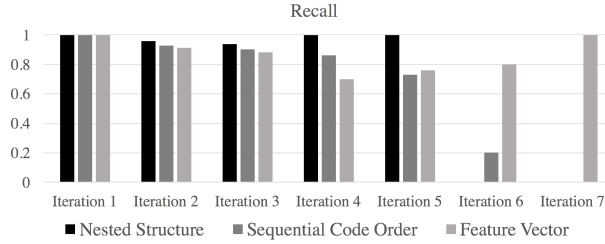


Fig. 7: Recall of ALICE using different inductive biases

Figures 6 and 7 show the effectiveness of each bias in terms of precision and recall, averaged across ten runs. Overall, the nested structure bias converges fast, meaning it takes fewer iterations to reach the highest F1 score. The sequential order bias performs better than the feature vector bias, converging in six iterations as opposed to seven. Although both the sequential order bias and the nested structure bias perform well in terms of precision, encountering the same sequential order between statements or methods is not common in the data set. Therefore the sequential order bias has lower recall. The nested structure bias adds atoms based on containment relationships and hence it filters out false positives early and converges faster.

```

1 checkWidget ();
2 if (!parent.checkData (this, true)) error
  (SWT.ERROR_WIDGET_DISPOSED);
3 return font != null ? font : parent.getFont ();

```

Fig. 8: A code snippet from Group 8 in Table III

For example, consider Figure 8, taken from group 8 in Table III. The first iteration returns 90 examples when annotating `checkdata` and `error`. The feature vector bias takes six iterations; the sequential order bias takes five, and the nested structure bias takes four. This is because the feature vector bias learns a query for code that calls `checkdata`, `checkwidget`, and `error` regardless of their structure and order. In contrast, the sequential bias finds code that calls `checkwidget` before `error` and `getfont`. The nested structure bias finds code that calls `checkdata` within an `if` statement, which respects the structure of the selected block. We find that a *flat* representation of code as a feature vector is not powerful enough to

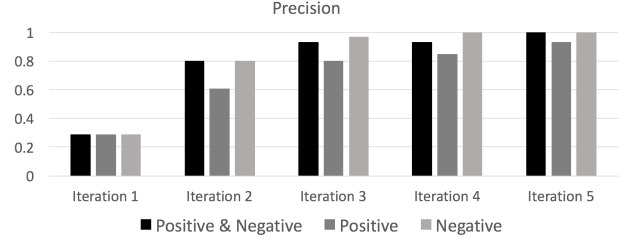


Fig. 9: Precision with different types of labeled examples

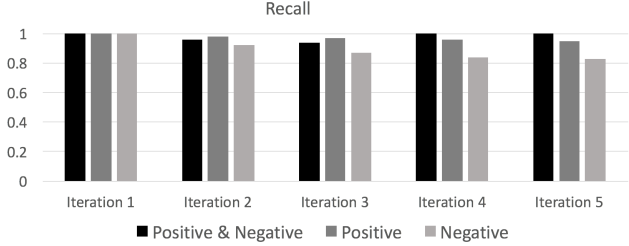


Fig. 10: Recall with different types of labeled examples

effectively capture the search intent in a few iterations. We need to incorporate the rich structural information already available in code to achieve the desired performance.

#### B. Labeling Positives and Negatives

To quantify the effect of labeled code examples, we assess ALICE in three different conditions during query specialization—(1) incorporating both positive and negative examples, (2) inferring a query with only negatives aside from the seed and (3) inferring a query with only positives.

Figures 9 and 10 compare the precision and recall of using different types of labeled code examples. When only negative labels are shown to ALICE, it achieves a high precision while converging in five iterations, whereas only positive labels takes more iterations to converge with lower precision. This is because, on average ALICE returns 138 code examples after feature annotation and the returned set contains a large number of false positives. Thus, it is essential to label few negatives to eliminate the false positives quickly. However, while eliminating these false positives, if we do not label any positives, we run the risk of removing some true positives as well. This is reflected in the recall, where giving only negative examples has the least recall. Hence, an optimal choice would be to use both positive and negative examples while iteratively specializing the query, which justifies the design of ALICE.

#### C. Tagging Features

The user can annotate  $k$  different code elements as features of interest. Table IV summarizes the average precision and recall right after feature annotation, when varying the number of annotations from one to five. These features are randomly selected from the seed example chosen by the experimenter, and the results are averaged over 10 experiments. The result suggests that annotating more code elements in the seed snippet can more precisely express

TABLE IV: Varying # of tagged features in the first iteration

	1 Feature	2 Features	3 Features	4 Features
Precision	0.16	0.47	0.68	0.80
Recall	0.91	0.86	0.80	0.78

TABLE V: Varying # of labeled examples in each iteration

	2 Labels	3 Labels	4 Labels	5 Labels
Precision	1.0	1.0	1.0	1.0
Recall	1.0	0.88	0.81	0.75
# Iterations	7	6	5	5
# Total Labels	14	18	20	25

the search intent and consequently produce higher precision. However, the recall is negatively impacted by the increasing number of annotations: when annotating more features, a user is likely to annotate features that are not shared across expected code fragments in the ground truth. In such cases, the initial search query becomes too specific and therefore misses some expected code fragments. For example, in Section II, the code snippets we consider are similar but not exactly the same (Figures 1 and 2). Therefore, if the user marks `range==null && i<=this.leadingPtr` as important, which is not common across similar snippets, recall reduces. Although a real user can annotate any number of code elements, for our experiments we pick 2 annotations.

#### D. Number of Labels

The type and number of examples that the user labels at each iteration is an important aspect of the active-learning tool design. To quantify the benefit of iterative feedback over simultaneous labeling, we vary the number of labeled examples  $n$  from 2 to 5. When  $n$  is 4 or 5, ALICE converges in 5 iterations, when  $n$  is 3, it takes 6, and when  $n$  is 2, it takes 7. Table V summarizes the average precision and recall for different number of labels in the last iteration. Overall, increasing the number of labeled examples maintains precision but does not necessarily increase recall. This is due to overfitting of the labeled examples. From Table V and Figure 11,  $n = 3$  gives a good trade-off between F1 score and the required amount of user feedback, and is more robust than  $n = 2$ . Figure 11 demonstrates how interactivity helps, and why it is better to spread labeling effort over multiple iterations rather than providing all labeled examples at once.

We measure the tool performance on the first dataset. Before starting the search, ALICE takes 20 seconds on average to parse the Java repository and extract logic facts. This fact generation is done only once in the beginning. ALICE takes 6.8 seconds on average in each iteration (median: 5 seconds) to construct a new query, demonstrating realtime performance of ALICE. This realtime performance is appreciated by study participants, described in Section V.

#### V. A CASE STUDY WITH USERS

To investigate how a user perceives the paradigm of actively annotating features and labeling examples during code search, we undertake a case study with three participants.

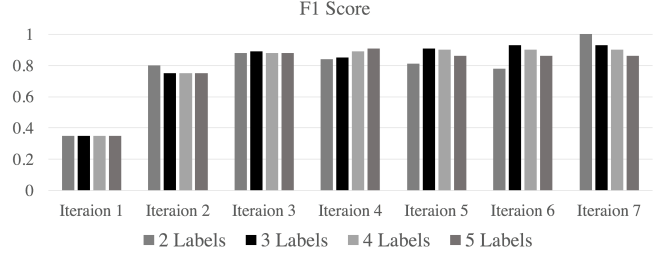


Fig. 11: F1 score for different # labels set at each iteration

The goal of this study is to investigate *how* ALICE may fit or augment current code search practices, rather than assessing how much benefit ALICE provides in comparison to alternative code search approaches. Therefore, we use a case study research method [27] to understand in-depth context of how a user may tag features, examine search results, and label them as positives or negatives. All participants are PhD students with several years of Java development experience. Participants report that they use `grep` or a regular expression search on a regular basis or have experience of using search features in IDEs. In terms of the study setup, we give a tutorial to teach how to use ALICE. This includes reading a written tutorial followed by a live demonstration step by step. The participants are given a seed example of `getSelectionText` from Eclipse SWT, which is a part of Group #5 in Table III. Since the participants are not familiar with the codebase, we print and provide two similar snippets as a reference. Each session takes about 30 minutes to 1 hour. They are encouraged to follow a think-aloud protocol to verbalize their thought process.

#### Do you think marking features in a snippet helps search?

*“I think marking features helps greatly when trying to find similar code snippets—as a human, my intuition is to identify key sections of code that I expect to be similar and ignore other sections that I expect to differ.”*

*“It is obvious that when we are searching for a piece of code and we are expecting to have certain features in it, so marking features in a code snippet helps.”*

We observe that the participants were able to easily identify relevant seed code within the given method. Two of three participants annotated three features and one started with just one feature. The participants felt ALICE is useful for refactoring and reorganizing *fragmented yet similar* code snippets. They noted that it may not be very useful as a standalone search, but could be a useful search feature on top of large-scale repositories such as GitHub, BitBucket, etc., because novice programmers may want to look up functions that achieve similar results as they have written but are more robust than theirs.

#### How do you think that labeling positive and negative examples fits in the search process?

*“As a developer, I will mentally do a quick evaluation of search results to determine if something is definitely negative (i.e., I can skip it) or potentially positive (i.e., it warrants more investigation). It’s normally not an explicit*

process, but it makes sense to explicitly request feedback when interacting with tools.”

“I really liked the iterative refinement of examples and the almost-real time performance of the tool. One aspect that may be improved is, assigning a score or priority to the examples (based on how many features are satisfied) so that the user can prioritize which examples to inspect.”

One participant felt unclear about what exactly he needs to annotate but found labeling useful for refining results.

**How do you think that an interactive and iterative approach such as ALICE compares to other search techniques that you used in the past?**

“ALICE seems very useful for finding similar code snippets that span code blocks. It provides a functionality separate from many other search techniques I’ve used such as IDE-based functionalities (e.g., call declaration/method invocation locations) and standard `grep` which is limited to single line searches. I think ALICE is generally less applicable, but also significantly more powerful. It also helps promote better understanding—for example, IDEs can show where a method is called from, but ALICE can also easily show the context in which that method invocation appears.”

The participants said ALICE is better than typical search tools like `grep` or call-based search features in IDEs, etc.

**What do you like or not like about Alice?** Overall, the participants like the interactive feature, as it allows for refinement and builds on developer understanding. Some perceive color choices to conflict with existing syntax highlighting. In some cases, ALICE ran slow and so it would be helpful if ALICE can suggest the number of annotations and examples needed to improve performance.

We observe that a user finds tagging features to be intuitive and has a good idea about what features to annotate. They were also able to distinguish positive and negative examples, despite their lack of holistic understanding of the entire codebase. Participants indicated that ALICE could be useful for searching code for refactoring or optimization.

## VI. COMPARISON

We compare ALICE with an existing interactive code search technique called Critics [11]. We choose Critics as a comparison baseline, since Critics also performs interactive search query refinement. ALICE and Critics are different in two ways. In terms of search refinement strategies, Critics requires a user to manually customize and parameterize an Abstract Syntax Tree based code template. On the other hand, ALICE requires a user to label positive and negative examples instead and then it automatically infers a new search query that separates positive and negative examples. In addition, Critics identifies similar code via tree matching, while ALICE abstracts source code to logic facts and identifies similar code via inductive logic programming.

We run ALICE on the public data set obtained from the authors’ website.<sup>2</sup> Table VI summarizes the results of Critics

**TABLE VI:** Comparison Against Critics

Critics ID	Alice			Critics		
	Precision	Recall	Iterations	Precision	Recall	Iterations
1	1.0	1.0	2	1.0	1.0	4
2	1.0	1.0	2	1.0	0.9	6
3	1.0	1.0	1	1.0	0.88	6
4	0.0	1.0	1	1.0	1.0	0
5	1.0	1.0	3	1.0	1.0	7
6	1.0	1.0	3	1.0	1.0	4
7	1.0	1.0	3	1.0	0.33	3
Average	0.86	1.0	2.1	1.0	0.87	4.3

**TABLE VII:** Sensitivity of ALICE to labeling errors.

	Error Rates		
	10%	20%	40%
<b>Precision</b>	1.0	1.0	1.0
<b>Recall</b>	0.95	0.90	0.93
<b>% Inconsistent Cases</b>	33%	60%	54%

vs. ALICE. In six out of seven cases, ALICE achieves the same or better precision, recall, and number of iterations to converge, compared to Critics. In ID 4, ALICE has very low precision because the code contains a `switch case` statement and other elements are generic like a `null` check, which is extremely common in the repository. ALICE does not support `switch case` as a logic predicate in its current implementation, which explains the low precision for ID 4.

## VII. DISCUSSION

**Noisy Oracle.** The simulation in Section IV assumes that a user makes no errors when labeling examples. However, it is possible that a real user may label a positive example as negative, or even provide an inconsistent set of labels. We investigate how well ALICE performs with error and how soon ALICE can inform the user of such inconsistent labeling. We modify our automated oracle to have an error rate of 10, 20, and 40%. Each of the 14 groups from the first dataset is run five times (70 trials) with different annotations, labels, and errors. In many cases, ALICE reports inconsistencies in user labeling and providing immediate feedback on the infeasibility of specializing queries (33% to 60%). When ALICE does not find any inconsistencies, ALICE behaves robustly with respect to noise, eventually reaching precision 100%. Table VII summarizes the results.

**Threats to Validity.** Regarding internal validity, the effectiveness of different inductive biases may depend on the extent and nature of code cloning in a codebase. For example, when there are many code clones with similar nested code structures (`while` and `if` statements), the nested structure may perform better than other inductive biases. The current simulation experiment is run on ALICE by choosing one seed example from each group, by randomly selecting annotations from the selected seed, and by labeling a randomly chosen subset of returned results. To mitigate

<sup>2</sup><https://github.com/tianyi-zhang/Critics>

the impact of random selection, we repeat ten runs and report the average numbers. In terms of construct validity, we generate facts based on structural and intra-procedural control flow properties. Other types of analysis such as dataflow analysis or aliasing analysis could be used in identifying similar snippets. In addition, the query language itself can be extended to make it easier to capture the properties of desired code. For example, by introducing negations in the query language, a user can specify atoms that should not be included. In terms of external validity, we assume that any user could easily annotate features and label examples. However, it is likely that a novice programmer might find it hard to identify important features and similar examples. To mitigate this threat to validity, as future work, we will investigate the impact of different expertise levels.

## VIII. RELATED WORK

**Code Search.** Different code search techniques and tools have been proposed to retrieve code examples from a large corpus of data [28]–[33]. The most popular search approaches are based on text, regular expressions, constraints [34], and natural language [30, 35]–[37]. Exemplar [38] takes a natural language query as input and uses information retrieval and program analysis techniques to identify relevant code. Wang et al. propose a dependence-based code search technique [5] that matches the given pattern against system dependence graphs. XSnippet [29] allows user to search for code based on object instantiation using type hierarchy information from a given example. Critics is an interactive code search techniques where a user can incrementally modify an AST-based template through manual customization and parameterization. ALICE differs from these search techniques in two ways. First, ALICE allows the user to *interactively* annotate important features to construct an initial search query. Second ALICE uses an active learning algorithm to *iteratively* refine a query by leveraging positive vs. negative labels.

**Logic-Programming-Based Techniques.** JQuery is a code browsing tool [39] based on a logic query language. Users can interactively search by either typing a query in the UI or selecting a predefined template query. Hajiyeve et al. present efficient and scalable code querying tool [40] that allows programmers to explore the relation between different parts of a codebase. They identify safe queries that can run on Datalog and compile them to SQL using an optimizing compiler. A number of techniques use logic programming as an abstraction to reason about structure of programs, detecting code smells, and design defects [41]–[43].

Many program analysis techniques abstract programs as logic facts and use Datalog rules, including pointer and call-graph analyses [44, 45], concurrency analyses [46, 47], security analyses [48], etc. Apposcopy [49] is a semantics-based Android malware detection, where a user provides a malware signature in Datalog. Eugene [50] is a user-guided datarace detection, where an analysis writers defines analysis rules in a Datalog extended language. The user feedback is given to Eugene as *like* or *dislike* which is used to generalize

the analysis results. While ALICE and this line of research both use logic programs as an underlying representation, ALICE does not expect a user to know how to write a logic query nor requires having a set of pre-defined query templates. Instead, ALICE allows the user to interactively and incrementally build a search query using active ILP.

**Interactive Synthesis.** Some program synthesis techniques use input-output examples to infer a program and interactively refine its output. CodeHint [51] is dynamic code synthesis that uses runtime traces, a partial program sketch specification and a probabilistic model to generate candidate expressions. SCYTHE [52] synthesizes SQL queries from input-output tables and allows users to interactively refine its result. Interactive disambiguation interfaces [53, 54] aim to improve the accuracy of programming-by-example systems. ALICE is similar to these in leveraging *interactivity*, but these do not target code search, do not use ILP, and do not assess the impact of iterative labeling and annotations.

**Machine Learning.** Active learning is often used when unlabeled data may be abundant or easy to come by, but training labels are difficult, time-consuming, or expensive to obtain [23, 55]. An active learner may pose questions, usually in the form of unlabeled data instances to be labeled by an “oracle” (e.g., a human annotator). Active learning has been used to facilitate other retrieval tasks, for example searching for images [55]. LOGAN-H is an ILP-based active learning approach [56]. It learns clauses by either asking the oracle to label examples (membership queries) or to answer an equivalence query. Equivalence queries ask if the current hypothesis is the correct target hypothesis, or whether the user can provide a counter example. Such oracles were first proposed by Angluin in the query-based learning formalism [57]. Other approaches to inductive logic programming and relational learning are surveyed in De Raedt [13]. Other applications of ILP to software engineering include the work of Cohen [16, 58], to learn logical specifications from concrete program behavior. Because ultimately our approach is not concerned with finding the right hypothesis, and only with retrieving the right code examples, it can also be thought of as a transductive learning problem [59, 60].

## IX. CONCLUSION

ALICE is the first approach that embodies the paradigm of active learning in the context of code search. Its algorithm is designed to leverage partial incremental feedback from a user who may annotate important features and simply label positive vs. negatives. ALICE demonstrates realtime performance in constructing a new search query. Case study participants indicate they resonate with ALICE’s *interactive* approach and finds it easy to describe a desired code pattern without much effort. Extensive simulation shows that leveraging both positive and negative labels together can help achieve high precision and recall and that tagging features is also necessary for minimizing the size of initial search space. Further, our experimental results justify the design choice of ALICE, indicating that *interactivity* pays off—labeling a few in a spread out fashion is more effective than labeling many

at a time. This paradigm of active machine learning may have potential to improve other software engineering tasks such bug detection, code optimization, refactoring, etc.

## REFERENCES

- [1] S. Kim, K. Pan, and E. Whitehead Jr, "Memories of bug fixes," in *Proceedings of the 14th ACM SIGSOFT international symposium on Foundations of software engineering*. ACM, 2006, pp. 35–45.
- [2] T. T. Nguyen, H. A. Nguyen, N. H. Pham, J. Al-Kofahi, and T. N. Nguyen, "Recurring bug fixes in object-oriented programs," in *Software Engineering, 2010 ACM/IEEE 32nd International Conference on*, vol. 1. IEEE, 2010, pp. 315–324.
- [3] J. Park, M. Kim, B. Ray, and D.-H. Bae, "An empirical study of supplementary bug fixes," in *Proceedings of the 9th IEEE Working Conference on Mining Software Repositories*. IEEE Press, 2012, pp. 40–49.
- [4] J. R. Cordy, "The txl source transformation language," *Science of Computer Programming*, vol. 61, no. 3, pp. 190–210, 2006.
- [5] X. Wang, D. Lo, J. Cheng, L. Zhang, H. Mei, and J. X. Yu, "Matching dependence-related queries in the system dependence graph," in *Proceedings of the IEEE/ACM international conference on Automated software engineering*. ACM, 2010, pp. 457–466.
- [6] J. Andersen and J. L. Lawall, "Generic patch inference," *Automated software engineering*, vol. 17, no. 2, pp. 119–148, 2010.
- [7] N. H. Pham, T. T. Nguyen, H. A. Nguyen, and T. N. Nguyen, "Detection of recurring software vulnerabilities," in *Proceedings of the IEEE/ACM international conference on Automated software engineering*. ACM, 2010, pp. 447–456.
- [8] N. Meng, M. Kim, and K. S. McKinley, "Systematic editing: generating program transformations from an example," *ACM SIGPLAN Notices*, vol. 46, no. 6, pp. 329–342, 2011.
- [9] R. Rolim, G. Soares, L. D'Antoni, O. Polozov, S. Gulwani, R. Gheyi, R. Suzuki, and B. Hartmann, "Learning syntactic program transformations from examples," in *Proceedings of the 39th International Conference on Software Engineering*. IEEE Press, 2017, pp. 404–415.
- [10] N. Meng, M. Kim, and K. S. McKinley, "Lase: locating and applying systematic edits by learning from examples," in *Proceedings of the 2013 International Conference on Software Engineering*. IEEE Press, 2013, pp. 502–511.
- [11] T. Zhang, M. Song, J. Pinedo, and M. Kim, "Interactive code review for systematic changes," in *Proceedings of the 37th International Conference on Software Engineering-Volume 1*. IEEE Press, 2015, pp. 111–122.
- [12] S. Muggleton and L. De Raedt, "Inductive logic programming: Theory and methods," *The Journal of Logic Programming*, vol. 19, pp. 629–679, 1994.
- [13] L. D. Raedt, *Logical and relational learning*, ser. Cognitive Technologies. Springer, 2008. [Online]. Available: <https://doi.org/10.1007/978-3-540-68856-3>
- [14] S. Haykin, *Neural Networks: A Comprehensive Foundation (3rd Edition)*. Upper Saddle River, NJ, USA: Prentice-Hall, Inc., 2007.
- [15] S. Muggleton, C. Feng *et al.*, *Efficient induction of logic programs*. Citeseer, 1990.
- [16] W. W. Cohen, "Recovering software specifications with inductive logic programming," in *AAAI*, vol. 94, 1994, pp. 1–4.
- [17] I. Bratko and M. Grobelnik, "Inductive learning applied to program construction and verification," 1993.
- [18] J. Starke, C. Luce, and J. Sillito, "Working with search results," in *Search-Driven Development-Users, Infrastructure, Tools and Evaluation, 2009. SUITE'09. ICSE Workshop on*. IEEE, 2009, pp. 53–56.
- [19] M. B. S. Ahmad and A. Cheung, "Automatically leveraging mapreduce frameworks for data-intensive applications," in *Proceedings of the 2018 International Conference on Management of Data*. ACM, 2018, pp. 1205–1220.
- [20] —, "Leveraging parallel data processing frameworks with verified lifting," *arXiv preprint arXiv:1611.07623*, 2016.
- [21] J. Brandt, P. J. Guo, J. Lewenstein, M. Dontcheva, and S. R. Klemmer, "Two studies of opportunistic programming: interleaving web foraging, learning, and writing code," in *Proceedings of the SIGCHI Conference on Human Factors in Computing Systems*. ACM, 2009, pp. 1589–1598.
- [22] E. Duala-Ekoko and M. P. Robillard, "Asking and answering questions about unfamiliar apis: An exploratory study," in *Proceedings of the 34th International Conference on Software Engineering*. IEEE Press, 2012, pp. 266–276.
- [23] B. Settles, "Active learning," *Synthesis Lectures on Artificial Intelligence and Machine Learning*, vol. 6, no. 1, pp. 1–114, 2012.

- [24] L. De Raedt, *Logical and relational learning*. Springer Science & Business Media, 2008.
- [25] P. A. Flach, "Simply logical intelligent reasoning by example," 1994.
- [26] V. S. Costa, R. Rocha, and L. Damas, "The yap prolog system," *Theory and Practice of Logic Programming*, vol. 12, no. 1-2, pp. 5–34, 2012.
- [27] R. K. Yin, *Case Study Research: Design and Methods (Applied Social Research Methods)*, fourth edition. ed. Sage Publications, 2008.
- [28] R. Holmes and G. C. Murphy, "Using structural context to recommend source code examples," in *ICSE '05: Proceedings of the 27th International Conference on Software Engineering*. New York, NY, USA: ACM Press, 2005, pp. 117–125.
- [29] N. Sahavechaphan and K. Claypool, "Xsnippet: Mining for sample code," *ACM Sigplan Notices*, vol. 41, no. 10, pp. 413–430, 2006.
- [30] C. McMillan, M. Grechanik, D. Poshyvyanyk, Q. Xie, and C. Fu, "Portfolio: finding relevant functions and their usage," in *Proceedings of the 33rd International Conference on Software Engineering*. ACM, 2011, pp. 111–120.
- [31] S. Thummalapenta and T. Xie, "Parseweb: a programmer assistant for reusing open source code on the web," in *Proceedings of the twenty-second IEEE/ACM international conference on Automated software engineering*. ACM, 2007, pp. 204–213.
- [32] J. Brandt, M. Dontcheva, M. Weskamp, and S. R. Klemmer, "Example-centric programming: integrating web search into the development environment," in *Proceedings of the SIGCHI Conference on Human Factors in Computing Systems*. ACM, 2010, pp. 513–522.
- [33] L. Ponzanelli, G. Bavota, M. Di Penta, R. Oliveto, and M. Lanza, "Mining stackoverflow to turn the ide into a self-confident programming prompter," in *Proceedings of the 11th Working Conference on Mining Software Repositories*. ACM, 2014, pp. 102–111.
- [34] K. T. Stolee, S. Elbaum, and D. Dobos, "Solving the search for source code," *ACM Transactions on Software Engineering and Methodology (TOSEM)*, vol. 23, no. 3, p. 26, 2014.
- [35] S. Bajracharya, T. Ngo, E. Linstead, Y. Dou, P. Rigor, P. Baldi, and C. Lopes, "Sourcerer: a search engine for open source code supporting structure-based search," in *Companion to the 21st ACM SIGPLAN symposium on Object-oriented programming systems, languages, and applications*. ACM, 2006, pp. 681–682.
- [36] M. White, M. Tufano, C. Vendome, and D. Poshyvyanyk, "Deep learning code fragments for code clone detection," in *Proceedings of the 31st IEEE/ACM International Conference on Automated Software Engineering*. ACM, 2016, pp. 87–98.
- [37] X. Gu, H. Zhang, and S. Kim, "Deep code search," in *Proceedings of the 40th International Conference on Software Engineering*. ACM, 2018, pp. 933–944.
- [38] C. McMillan, M. Grechanik, D. Poshyvyanyk, C. Fu, and Q. Xie, "Exemplar: A source code search engine for finding highly relevant applications," *IEEE Transactions on Software Engineering*, vol. 38, no. 5, pp. 1069–1087, 2012.
- [39] D. Janzen and K. De Volder, "Navigating and querying code without getting lost," in *Proceedings of the 2nd international conference on Aspect-oriented software development*. ACM, 2003, pp. 178–187.
- [40] E. Hajiyeve, M. Verbaere, and O. De Moor, "Codequest: Scalable source code queries with datalog," in *European Conference on Object-oriented Programming*. Springer, 2006, pp. 2–27.
- [41] R. Wuyts, "Declarative reasoning about the structure of object-oriented systems," in *Technology of Object-Oriented Languages, 1998. TOOLS 26. Proceedings*. IEEE, 1998, pp. 112–124.
- [42] T. Tourwé and T. Mens, "Identifying refactoring opportunities using logic meta programming," in *Software Maintenance and Reengineering, 2003. Proceedings. Seventh European Conference on*. IEEE, 2003, pp. 91–100.
- [43] Y.-G. Guéhéneuc and H. Albin-Amiot, "Using design patterns and constraints to automate the detection and correction of inter-class design defects," in *Technology of Object-Oriented Languages and Systems, 2001. TOOLS 39. 39th International Conference and Exhibition on*. IEEE, 2001, pp. 296–305.
- [44] M. Bravenboer and Y. Smaragdakis, "Strictly declarative specification of sophisticated points-to analyses," *ACM SIGPLAN Notices*, vol. 44, no. 10, pp. 243–262, 2009.
- [45] Y. Smaragdakis, M. Bravenboer, and O. Lhoták, "Pick your contexts well: understanding object-sensitivity," in *ACM SIGPLAN Notices*, vol. 46, no. 1. ACM, 2011, pp. 17–30.
- [46] M. Naik, A. Aiken, and J. Whaley, *Effective static race detection for Java*. ACM, 2006, vol. 41, no. 6.
- [47] M. Naik, C.-S. Park, K. Sen, and D. Gay, "Effective static deadlock detection," in *Software Engineering, 2009. ICSE 2009. IEEE 31st International Conference on*. IEEE, 2009, pp. 386–396.
- [48] M. Martin, B. Livshits, and M. S. Lam, "Finding application errors and security flaws using pql: a program query language," *ACM SIGPLAN Notices*, vol. 40, no. 10, pp. 365–383, 2005.
- [49] Y. Feng, S. Anand, I. Dillig, and A. Aiken, "Apposcopy: Semantics-based detection of android malware through static analysis," in *Proceedings of the 22nd ACM SIGSOFT International Symposium on Foundations of Software Engineering*. ACM, 2014, pp. 576–587.
- [50] R. Mangal, X. Zhang, A. V. Nori, and M. Naik, "A user-guided approach to program analysis," in *Proceedings of the 2015 10th Joint Meeting on Foundations of Software Engineering*. ACM, 2015, pp. 462–473.
- [51] J. Galenson, P. Reames, R. Bodik, B. Hartmann, and K. Sen, "Codehint: Dynamic and interactive synthesis of code snippets," in *Proceedings of the 36th International Conference on Software Engineering*. ACM, 2014, pp. 653–663.
- [52] C. Wang, A. Cheung, and R. Bodik, "Synthesizing highly expressive sql queries from input-output examples," in *ACM SIGPLAN Notices*, vol. 52, no. 6. ACM, 2017, pp. 452–466.
- [53] F. Li and H. V. Jagadish, "Nalir: an interactive natural language interface for querying relational databases," in *Proceedings of the 2014 ACM SIGMOD international conference on Management of data*. ACM, 2014, pp. 709–712.
- [54] M. Mayer, G. Soares, M. Grechkin, V. Le, M. Marron, O. Polozov, R. Singh, B. Zorn, and S. Gulwani, "User interaction models for disambiguation in programming by example," in *Proceedings of the 28th Annual ACM Symposium on User Interface Software & Technology*. ACM, 2015, pp. 291–301.
- [55] S. Tong and E. Chang, "Support vector machine active learning for image retrieval," in *Proceedings of the ninth ACM international conference on Multimedia*. ACM, 2001, pp. 107–118.
- [56] "Learning horn expressions with logan-h."
- [57] D. Angluin, "Queries and concept learning," *Machine learning*, vol. 2, no. 4, pp. 319–342, 1988.
- [58] W. W. Cohen, "Inductive specification recovery: Understanding software by learning from example behaviors," *Automated Software Engineering*, vol. 2, no. 2, pp. 107–129, 1995.
- [59] A. Gammerman, V. Vovk, and V. Vapnik, "Learning by transduction," in *Proceedings of the Fourteenth conference on Uncertainty in artificial intelligence*. Morgan Kaufmann Publishers Inc., 1998, pp. 148–155.
- [60] O. Chapelle, B. Scholkopf, and A. Zien, "Semi-supervised learning," *IEEE Transactions on Neural Networks*, vol. 20, no. 3, pp. 542–542, 2009.