

Maximum Power and Corresponding Efficiency for Two-Level Quantum Heat Engines and Refrigerators

Paolo A. Erdman,¹ Vasco Cavina,¹ Rosario Fazio,^{2,1} Fabio Taddei,³ and Vittorio Giovannetti¹

¹*NEST, Scuola Normale Superiore and Istituto Nanoscienze-CNR, I-56126 Pisa, Italy**

²*ICTP, Strada Costiera 11, I-34151 Trieste, Italy*

³*NEST, Istituto Nanoscienze-CNR and Scuola Normale Superiore, I-56126 Pisa, Italy*

We study how to achieve the ultimate power in the simplest, yet non trivial, model of a thermal machine, namely a two-level quantum system coupled to two thermal baths. We find that, regardless of the microscopic details and of the operating mode of the thermal machine, the maximum power is achieved through an Otto cycle in which the controls are rapidly switched between two extremal values. A closed formula for the maximum power is derived, and the experimental feasibility of the protocol is discussed. Our findings extend the analysis done in the literature on the efficiency at maximum power (EMP) to engines operating at the ultimate performance, which is strongly away from the quasi static regime, and shed new light on the universal role of the EMP. In particular we show that by employing proper energy filters to mediate the system-baths interactions, both the EMP of heat engines and the coefficient of performance at maximum power of refrigerators can approach Carnot's bound with arbitrary accuracy.

Two thermal baths in contact through a working fluid that can be externally driven represent the prototypical setup that has been studied from the origin of thermodynamics up to our days. In such a framework the energy balance can be described in terms of three quantities: the work extracted from the fluid and the heat exchanged with the hot/cold baths. The fundamental limitations on the interconversion of these three different amounts of energy lie behind the concept of irreversibility and are the core of the second law of thermodynamics. A working medium in contact with two terminals at different temperatures is also significant from a practical point of view, since it is the paradigm behind the following specific machines: the heat engine, the refrigerator [1–5], the thermal accelerator, and the heater [6]. Quantum thermal machines have been extensively studied in the literature in a variety of theoretical models and experimental setups, see e.g. Refs. [7–19]. The optimal performance of these systems has been discussed within several frameworks and operational assumptions, ranging from low-dissipation and slow driving regimes [20–23], to shortcuts to adiabaticity approaches [24–26], to endoreversible engines [27, 28].

Aim of the present paper is to find the optimal strategy to deliver maximum power without making any assumptions on the operational regime, nor on the speed of the control parameters. We perform this optimization in the simplest, yet non trivial, model of a machine which, in the spirit of quantum thermodynamics, is based on a two-level quantum system as working fluid. Several techniques have been developed for the optimal control of two-level systems for achieving a variety of goals: from optimizing the speed [29–31], to generating efficient quantum gates [32, 33] to controlling dissipation [34, 35]. In addition, an increasing attention has been recently

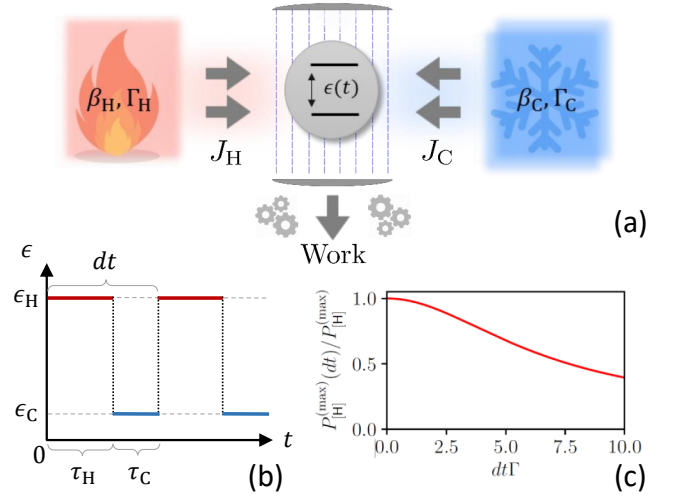


FIG. 1. a) Schematic representation of the two-level system. S (grey circle) is externally driven by modulating the level spacing $\epsilon(t)$ and coupled with the hot bath H (red box) and the cold bath C (blue box) at inverse temperatures β_H and β_C . J_H and J_C are the heat currents leaving the baths, while Γ_H and Γ_C are the associated coupling rates. Depending on the controls the system can operate either as an heat engine (mode [E]), as a refrigerator (mode [R]), as a thermal accelerator (mode [A]), or as a heater (mode [H]). b) Representation of the optimal protocol that maximizes the power in the limit $dt \rightarrow 0$; and c) power in the heater mode [H] for finite values of $dt\Gamma$ normalized to the maximum power.

devoted to the optimization of thermodynamic performances in general [36, 37]. In these studies the form of the optimal driving protocols turns out to be strongly model dependent, as expected far away from equilibrium, which is the regime typically explored by fast operating thermal machines. Our results, on the contrary, stand out for their generality. Indeed we show that, if the evolution of the working medium is governed by a Marko-

* paolo.erdman@sns.it

vian master equation [38, 39], the form of the optimal driving that maximizes the power is always given by an infinitesimal Otto cycle (i.e. square wave protocol at frequencies much larger than the characteristic relaxation rate; more on this in the following). The optimization procedure of the performance of all four previously mentioned machines is described in a unified way. The optimal cycles and the corresponding power are found analytically in a general fashion and then applied to several frameworks i.e. photonic bath coupled to a qubit [40–42], electronic leads coupled to a quantum dot [43–45]. The respective efficiencies at maximum power (EMP) are computed, finding new theoretical bounds and showing that the Carnot efficiency is reachable *at maximum power* through a suitable engineering of the bath couplings. Our findings extend the analysis done in literature on the EMP to engines operating at the ultimate performance, i.e. strongly away from the quasi static regime, and shed new light on the universal role of the EMP and of the coefficient of performance at maximum power of refrigerators. The relation with celebrated finite time results (such the Curzon-Ahlborn [46–48] efficiency and Schmiedl-Seifert [49] efficiency) is also discussed in detail.

In view of experimental implementations we perform an investigation on the feasibility of the optimal protocols proposed, finding that they can effectively be realized by making use of a fast external driving, if compared to the typical speed of dissipation of the working medium [45, 50].

Maximum Power. The set-up we consider consists of a two-level quantum system S with energy gap $\epsilon(t)$ that can be externally modulated. In principle one can consider a broader family of controls including the possibility of rotating the Hamiltonian eigenvectors; however there is strong evidence that, for the general class of dynamical generators considered below, such an additional freedom does not help [51]. As schematically shown in Fig. 1, the system is placed in thermal contact with two reservoirs, the hot bath H at inverse temperature β_H and the cold bath C at inverse temperature β_C , with coupling constants which in principle can also be modulated in time. The system can operate in four different modes: i) the heat engine mode [E], where S is used to produce work by extracting heat from H while donating it to C; ii) the refrigerator mode [R], where S is used to extract heat from C; iii) the thermal accelerator mode [A], where S operates to move as much heat as possible to C; iv) the heater mode [H], where we simply use S to deliver as much heat as possible to both H and C. Assuming cyclic modulation of the controls, we are interested in maximizing the corresponding averaged throughput powers of each one of these different configurations, i.e. the quantities

$$\begin{aligned} P_{[E]} &= \langle J_H \rangle + \langle J_C \rangle, & P_{[R]} &= \langle J_C \rangle, \\ P_{[A]} &= -\langle J_C \rangle, & P_{[H]} &= -\langle J_H \rangle - \langle J_C \rangle. \end{aligned} \quad (1)$$

where J_H and J_C are the instantaneous heat fluxes entering the hot and cold reservoirs respectively, and where the

symbol $\langle \cdots \rangle$ stands for temporal average over a modulation cycle of the controls. To tackle the problem we adopt a Markovian Master Equation (MME) approach [40], namely we write $\frac{d}{dt}\hat{\rho} = -i[\hat{\mathcal{H}}, \hat{\rho}]_- + \sum_{\alpha=H,C} \mathcal{D}_\alpha[\hat{\rho}]$, where $\hat{\rho}$ is the density matrix of the two-level system at time t , $\hat{\mathcal{H}} := \epsilon(t)\hat{\sigma}_+\hat{\sigma}_-$ its local Hamiltonian, and $\mathcal{D}_\alpha[\cdots] := \sum_{i=\pm} \lambda_\alpha(t)\Gamma_\alpha^{(i)}(\epsilon(t))(\hat{\sigma}_i \cdots \hat{\sigma}_i^\dagger - \frac{1}{2}[\hat{\sigma}_i^\dagger \hat{\sigma}_i, \cdots])_+$ is the Gorini-Kossakowski-Sudarshan-Lindblad dissipator [38, 39] associated to the bath $\alpha = H, C$. We have denoted with $\hat{\sigma}_+$ and $\hat{\sigma}_-$ the raising and lowering operators of S and with the symbol $[\cdots, \cdots]_\mp$ the commutator (-) and anti-commutator (+) operations. \mathcal{D}_α characterized by dissipation rates $\Gamma_\alpha^{(i=\pm)}(\epsilon)$ and by the dimensionless coupling constant $\lambda_\alpha(t) \in [0, 1]$ that plays the role of an activation control parameter. Without making any assumptions on the specific nature of the baths (say their fermionic or bosonic character), we only impose the dissipation rates to obey the detailed balance equation $\Gamma_\alpha^{(+)}(\epsilon)/\Gamma_\alpha^{(-)}(\epsilon) = e^{-\beta_\alpha\epsilon}$, this ensures that, at constant level spacing ϵ , the system S will evolve into a thermal Gibbs state characterized by an excitation probability $p_{\text{eq}}^{(\alpha)}(\epsilon) := \frac{\Gamma_\alpha^{(+)}(\epsilon)}{\Gamma_\alpha^{(+)}(\epsilon) + \Gamma_\alpha^{(-)}(\epsilon)} = \frac{1}{1 + e^{\beta_\alpha\epsilon}}$ when in contact only with heat bath α . Instead, we require the coupling constants λ_α to fulfil the condition $\lambda_H(t) + \lambda_C(t) = 1$ which allows some analytical simplification. As we shall see in the following, this constraint, as well as the mere presence of the controls $\lambda_\alpha(t)$ themselves, is not fundamental to derive our results, at least for those cases where one is allowed to properly Taylor the ϵ dependence of the effective convergence rate

$$\Gamma_\alpha(\epsilon) := \Gamma_\alpha^{(+)}(\epsilon) + \Gamma_\alpha^{(-)}(\epsilon). \quad (2)$$

The instantaneous heat flux leaving the thermal bath α can now be expressed as [42]

$$J_\alpha = \text{tr}[\hat{\mathcal{H}}\mathcal{D}_\alpha[\hat{\rho}]] = -\epsilon(t)\lambda_\alpha(t)\Gamma_\alpha[\epsilon(t)](p(t) - p_{\text{eq}}^{(\alpha)}[\epsilon(t)]), \quad (3)$$

where $p(t) := \text{tr}[\hat{\sigma}_+\hat{\sigma}_-\hat{\rho}(t)]$ is the probability of finding S in the excited state of \mathcal{H} at time t which obeys the following differential equation

$$\frac{d}{dt}p(t) = - \sum_{\alpha=H,C} \lambda_\alpha(t)\Gamma_\alpha[\epsilon(t)](p(t) - p_{\text{eq}}^{(\alpha)}[\epsilon(t)]), \quad (4)$$

according to the system MME. By explicit integration of (4) we can hence transform all the terms in Eq. (1) into functionals of the controls which can then be optimized with respect to all possible choices of the latter.

As shown in [62] we find that the protocols which maximize the average power are infinitesimal Otto-like cycles. More precisely these are cycles where $\epsilon(t)$ instantaneously jumps between two values ϵ_H and ϵ_C while being in contact respectively only with the hot and cold bath for infinitesimal times $d\tau_H$ and $d\tau_C$ fulfilling the condition $d\tau_H/d\tau_C = \sqrt{\Gamma_C(\epsilon_C)/\Gamma_H(\epsilon_H)}$ [52]. No heat is transferred during the jumps and no work is done while the system is in contact with the baths. These two properties

characterize the energy balance of an Otto cycle (see the extensive literature on this topic, e.g. [8, 10, 18, 53–55]). The resulting maximum powers averaged over one period can then be cast into the following compact expression

$$P_{[\nu]}^{(\max)} = \max_{(\epsilon_H, \epsilon_C) \in \mathcal{C}} \frac{\Gamma_H(\epsilon_H)\Gamma_C(\epsilon_C)(p_{\text{eq}}^{(H)}(\epsilon_H) - p_{\text{eq}}^{(C)}(\epsilon_C))}{(\sqrt{\Gamma_H(\epsilon_H)} + \sqrt{\Gamma_C(\epsilon_C)})^2} \tilde{\epsilon}_{[\nu]}, \quad (5)$$

where $\nu = E, R, A, H$ and the quantity $\tilde{\epsilon}_{[\nu]}$ is given by

$$\begin{aligned} \tilde{\epsilon}_{[E]} &= \epsilon_H - \epsilon_C, & \tilde{\epsilon}_{[R]} &= -\epsilon_C, \\ \tilde{\epsilon}_{[A]} &= \epsilon_C, & \tilde{\epsilon}_{[H]} &= \epsilon_C - \epsilon_H, \end{aligned} \quad (6)$$

In Eq. (5) \mathcal{C} is the range over which the energy gap $\epsilon(t)$ of S is allowed to be varied according to the possible technical limitations associated with the specific implementation of the setup.

Equation (5) is the first main result of the present work. In the following we will apply it to specific implementations which are relevant experimentally and compute their associated efficiencies at maximum power. In particular we shall consider the case of Fermionic (F_n) and Bosonic (B_n) baths with associated effective rates of the form

$$\Gamma_{\alpha}^{(F_n)}(\epsilon) = k_{\alpha}\epsilon^n, \quad \Gamma_{\alpha}^{(B_n)}(\epsilon) = k_{\alpha}\epsilon^n \coth(\beta_{\alpha}\epsilon/2), \quad (7)$$

with $n \geq 0$ integer and with k_{α} being a coupling strength constant. The fermionic rate (the first of Eq. (7)) for instance can describe two electronic leads tunnel coupled to a single-level quantum-dot [43, 56, 57]; the bosonic one instead is applied in the study of two-level atoms in a dispersive quantum electromagnetic cavity [58].

Heat engine mode [E]. It is typically assumed that the heat engine efficiency (work extracted over heat absorbed from the hot bath H) driven at maximum power (EMP), should exhibit a finite gap with respect to the Carnot efficiency $\eta_c := 1 - \beta_H/\beta_C$. Most of the results on this topics however rely on EMP bounds [22, 46, 49] that are derived under “slow-driving” assumptions of the control parameters, a regime which does not hold for the completely out-of-equilibrium, optimal cycles associated with the values of $P_{[E]}^{(\max)}$ reported in Eq. (5). As a matter of fact, by properly “energy filtering” the tunneling rates $\Gamma_{\alpha}(\epsilon)$ we can produce configurations which approach Carnot’s efficiency with arbitrary precision while delivering maximum power. Before discussing this highly not trivial effect, it is worth analyzing the performances associated with the baths models of Eq. (7).

We remind that the efficiency of an Otto cycle heat engine working between the internal energies ϵ_C and ϵ_H is given by $\eta = 1 - \epsilon_C/\epsilon_H$. Accordingly, indicating with ϵ_H^* and ϵ_C^* the values of the gaps that lead to the maximum of the r.h.s term of Eq. (5), we write the EMP of our scheme as

$$\eta(P_{[E]}^{(\max)}) = 1 - \epsilon_C^*/\epsilon_H^* = 1 - (1 - \eta_c) \epsilon_C^* \beta_C / \epsilon_H^* \beta_H, \quad (8)$$

where, for future reference, in the second identity we inserted an explicit dependence upon the Carnot’s efficiency. In Fig. 2 we report the value of $\eta(P_{[E]}^{(\max)})$ ob-

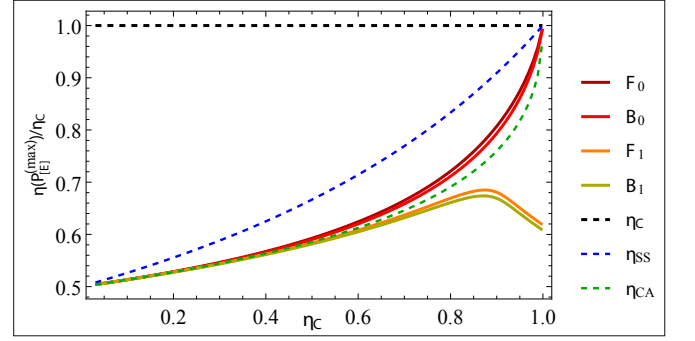


FIG. 2. Efficiency at maximum power for the heat engine mode, $\eta(P_{[E]}^{(\max)})$ of Eq. (8) normalized to η_c , for the Fermionic models (F_0 and F_1) and the Bosonic models (B_0 and B_1) of Eq. (7) together with the upper bounds η_{SS} [49] and η_{CA} [46]. Notice that as $\eta_c \rightarrow 0$ (small baths temperature difference), we have $\eta(P_{[E]}^{(\max)}) \simeq \eta_c/2$ as expected. For $\eta_c \rightarrow 1$, instead, the value of $\eta(P_{[E]}^{(\max)})$ for the models F_1 and B_1 saturates to a finite fraction of η_c , while the F_0 and B_0 models reach Carnot efficiency. We also notice that the Fermionic model has a slightly larger $\eta(P_{[E]}^{(\max)})$ than the corresponding Bosonic model. In all models we consider symmetric leads, i.e. $k_H = k_C$. Note that $\eta(P_{[E]}^{(\max)})$ does not depend on the value of k_{α} .

tained from (8) for the rates of Eq. (2) for $n = 0, 1$. By a direct comparison with the Curzon-Ahlborn EMP bound $\eta_{CA} := 1 - \sqrt{1 - \eta_c}$ [46], and with the Schmiedl-Seifert EMP bound $\eta_{SS} := \eta_c/(2 - \eta_c)$ [49], one notices that while the second is always respected by our optimal protocol, the first is outperformed at least for F_0 and B_0 models, confirming the findings of Refs. [44, 51, 57]. For small temperature differences between the baths, in many cases of physical interest the EMP is known to admit an expansion a power series in η_c of the form $a_1\eta_c + a_2\eta_c^2 + \dots$. It has been shown that $a_1 = 1/2$ is a universal property of low dissipation heat engines [20] and, in this context, $a_2 = 1/8$ is associated with symmetric dissipation coefficients. As explicitly discussed in [62] we find that also our protocol delivers an efficiency at maximum power with a first order expansion term $a_1 = 1/2$ and with a second order correction $a_2 = 1/8$: this last condition is achieved only if we assume that the two leads are symmetric, i.e. $\Gamma_H(\epsilon, \beta) = \Gamma_C(\epsilon, \beta)$, or if the rates are constants.

We now turn on the possibility of having $\eta(P_{[E]}^{(\max)})$ arbitrarily close to η_c . By a close inspection of the second identity of Eq. (8) we notice that one can have $\eta(P_{[E]}^{(\max)}) \simeq \eta_c$ for all those models where the maximum of Eq. (5) is obtained for values of the gaps fulfilling the condition $\epsilon_C^* \beta_C \approx \epsilon_H^* \beta_H$. Consider hence a scenario with $\Gamma_{\alpha}(\epsilon_{\alpha})$ rates such that the power is vanishingly small for all values of ϵ_{α} except for a windows wide $\approx \sigma$ around two distinct values $\bar{\epsilon}_{\alpha}$, a configuration that incidentally can be used to eliminate the presence of the activation controls $\lambda_{\alpha}(t)$ from the problem. Under the assumption of small enough σ , we expect the maximization in Eq. (5)

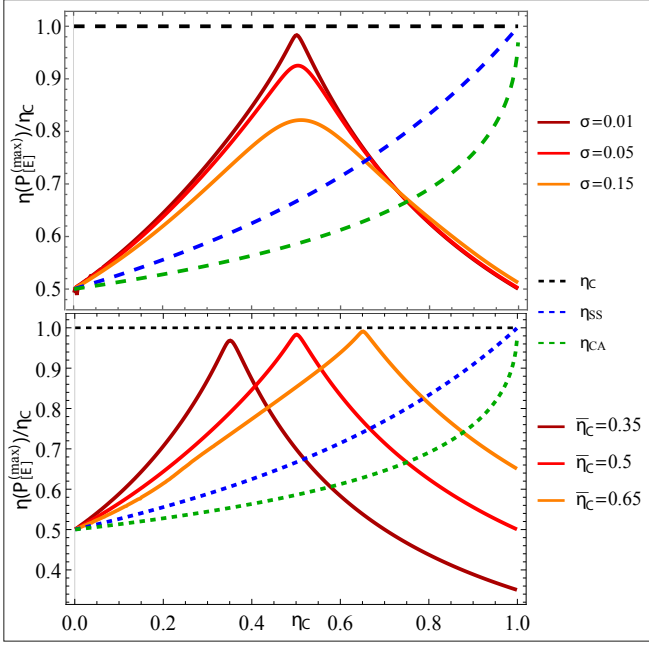


FIG. 3. $\eta(P_{[E]}^{(\max)})$ as a function of η_C (varied by fixing β_H and sweeping over β_C), computed using Lorentzian filtering rates $\Gamma_\alpha(\epsilon) = \gamma\sigma^2/(\sigma^2 + (\epsilon_\alpha - \bar{\epsilon}_\alpha)^2)$ with γ , σ and $\bar{\epsilon}_\alpha$ positive constants (systems with multiple quantum-dots in series [60] e.g. exhibit such dependence). In all plots we fix $\bar{\epsilon}_C = 1$. Top panel: we set $\bar{\epsilon}_H = 2\bar{\epsilon}_C$ such that we expect to approach η_C at $\bar{\eta}_C = 1/2$. Indeed, as σ decreases, $\eta(P_{[E]}^{(\max)})/\eta_C$ approaches one at $\bar{\eta}_C = 1/2$. Bottom panel: at fixed $\sigma = 0.01$, we show that the EMP can approach η_C at any bath temperature. We choose $\bar{\epsilon}_H/\bar{\epsilon}_C = 1/0.65, 1/0.5$ and $1/0.35$, corresponding to $\bar{\eta}_C = 0.35, 0.5$ and 0.65 . Energies are expressed in units of $1/\beta_H$, and the EMP does not depend on γ .

to yield $\beta_C\epsilon_C^* \approx \beta_H\epsilon_H^*$ when $\beta_C/\beta_H \approx \bar{\epsilon}_H/\bar{\epsilon}_C$, providing $\eta(P_{[E]}^{(\max)}) \approx \eta_C$. Thus, by an appropriate choice of $\bar{\epsilon}_\alpha$, we can tune at which bath temperature configuration we wish to approach Carnot's efficiency at maximum power. This is indeed evident from Fig. 3 where we report the value $\eta(P_{[E]}^{(\max)})$ as a function of η_C (which represents the bath's temperature) for rates having a Lorentzian shape dependence: by decreasing σ , the EMP value of Eq. (8) approaches Carnot's efficiency (top panel), while by tuning the position of the peak of the Lorentzian, the EMP can approach Carnot's efficiency at any given bath temperature configuration (bottom panel). Conversely, as σ decreases and $\eta(P_{[E]}^{(\max)}) \rightarrow \eta_C$, the maximum power tends to zero linearly in σ . However, we emphasize that a finite output power can be achieved at an EMP arbitrarily close to η_C .

Refrigerator mode [R]. The proper way of accounting for the efficiency of a refrigerator is the coefficient of performance (COP), i.e. the ratio between the heat extracted from the cold bath and the work done on the system. For an Otto-cycle it is given by $C_{\text{op}} = \epsilon_C/(\epsilon_H - \epsilon_C)$ which, by replacing the values ϵ_C^* , ϵ_H^* that lead to the

maximum $P_{[R]}^{(\max)}$ of Eq. (5), yields an associated COP at maximum power (CMP) equal to

$$C_{\text{op}}(P_{[R]}^{(\max)}) = \frac{\epsilon_C^*}{(\epsilon_H^* - \epsilon_C^*)} = \left[\frac{\beta_H\epsilon_H^*}{\beta_C\epsilon_C^*} (1/C_{\text{op}}^{(c)} + 1) - 1 \right]^{-1}, \quad (9)$$

where $C_{\text{op}}^{(c)} := \beta_C^{-1}/(\beta_H^{-1} - \beta_C^{-1})$ is the maximum COP dictated by the second law. Remarkably, as in the heat engine case, we can produce configurations which approach $C_{\text{op}}^{(c)}$ with arbitrary precision while delivering maximum power exploiting the same “energy filtering” tunneling rates. Before discussing this effect we present some universal properties of the CMP and we analyze the performance of the baths models of Eq. (7).

Assuming that the rates depend on the energy and on the temperature through $\beta\epsilon$, i.e. $\Gamma_\alpha(\epsilon) = \Gamma_\alpha(\beta_\alpha\epsilon_\alpha)$ (e.g. the models (7) satisfy this hypothesis for $n = 0$, while they do not for $n > 0$), we find that Eq. (9) reduces to a universal family of curves, i.e.

$$C_{\text{op}}(P_{[R]}^{(\max)}) = C_{\text{op}}^{(0)}C_{\text{op}}^{(c)}/(1 + C_{\text{op}}^{(0)} + C_{\text{op}}^{(c)}), \quad (10)$$

$C_{\text{op}}^{(0)}$ representing the COP when $\beta_H = \beta_C$. From the above expression it thus follows that for these models the knowledge of $C_{\text{op}}(P_{[R]}^{(\max)})$ at a single bath temperature configuration identifies unambiguously the COP for all other temperature differences. This feature is in contrast with the heat engine mode since, under the same hypothesis, the EMP at arbitrary temperatures depends on the details of the system.

Consider next the maximum power for the models described Eq. (7). We find that the maximization in Eq. (5) yields $\epsilon_H^* \rightarrow +\infty$ (and a finite value of ϵ_C^*), which implies

$$P_{[R]}^{(\max)} = c_n k_C / \beta_C^{n+1}, \quad C_{\text{op}}(P_{[R]}^{(\max)}) = 0, \quad (11)$$

where c_n is a dimensionless number model-specific which only depends on n for $n > 0$, while it is a function of k_H/k_C if $n = 0$ [62]. The fact that the corresponding COP is equal to zero is a direct consequence of the divergent value of ϵ_H^* : physically it means that the maximum cooling power [which is finite, see Eq. (11)] is obtained by performing an infinite work, thus by releasing an infinite amount of heat into the hot bath. In the more realistic scenario where there are limitations on our control of the gaps, say $|\epsilon_\alpha| \leq \Delta$, the resulting value of $P_{[R]}^{(\max)}$ will be smaller than in Eq. (11) but the associated COP will be non-zero with a scaling that for large enough Δ goes as $C_{\text{op}}(P_{[R]}^{(\max)}) \propto 1/(\beta_C\Delta)$ [62]. Equation (11) shows that in all models the maximum cooling power only depends on the temperature $1/\beta_C$ of the cold lead as a simple power law, and it vanishes as $1/\beta_C \rightarrow 0$. Intuitively this makes sense since it is harder to refrigerate a colder bath and at $1/\beta_C = 0$ there is no energy to extract from the bath. Furthermore, for $n > 0$ the properties of the hot bath (i.e. temperature and coupling constant) do not enter the $P_{[R]}^{(\max)}$ formula.

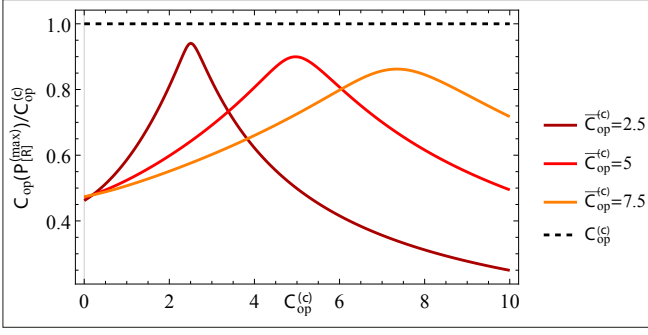


FIG. 4. $C_{\text{op}}(P_{\text{[R]}}^{(\text{max})})$ as a function of $C_{\text{op}}^{(c)}$ (varied by fixing β_{H} and sweeping over β_{C}), computed using the same Lorentzian filtering rates discussed in Fig. 2. Fixing $\sigma = 0.01$ and $\epsilon_{\text{C}} = 1$ as in Fig. 2b, we choose $\bar{\epsilon}_{\text{H}}/\bar{\epsilon}_{\text{C}} = 7/5, 6/5$ and $17/15$, corresponding to bath temperature configurations $\bar{C}_{\text{op}}^{(c)} = 2.5, 5$ and 7.5 . Energies are expressed in units of $1/\beta_{\text{H}}$ and the CMP does not depend on γ .

We now return to the possibility of having the CMP arbitrarily close to $C_{\text{op}}^{(c)}$. As in the heat engine case, from the second equality of Eq. (9) we see that, if the maximization in Eq. (5) yields values of ϵ_{H}^* and ϵ_{C}^* such that $\epsilon_{\text{H}}^*\beta_{\text{H}} \approx \epsilon_{\text{C}}^*\beta_{\text{C}}$, then $C_{\text{op}}(P_{\text{[R]}}^{(\text{max})}) \approx C_{\text{op}}^{(c)}$. Indeed, as we can see in Fig. 4, we are able to have a CMP close to $C_{\text{op}}^{(c)}$ at any desired temperature configuration $\bar{C}_{\text{op}}^{(c)}$ by considering appropriately tuned Lorentzian rates [described in Fig. 2].

Thermal accelerator [A] and heater [H] modes. For the physical models described in Eq. (7) it turns out that in order to maximize the heat entering the cold bath, it is more convenient to release heat into both baths ($J_{\text{H}}, J_{\text{C}} < 0$), rather than extracting heat from the hot bath H and releasing it into the cold bath ($J_{\text{H}} > 0, J_{\text{C}} < 0$). The thermal accelerator mode [A] thus appears to be useless if we are just interested in maximizing the heat delivered to the cold bath. Accordingly in the following we shall focus on the heater [H] mode only with a single bath (or equivalently with two baths at the same temperature). Assuming to have some physical limit $|\epsilon| \leq \Delta$ on the way we can control the gap, from Eq. (30) we get

$$P_{\text{[H]}}^{(\text{max})} = \frac{k\Delta^{n+1}}{2} \times \begin{cases} \tanh \frac{\beta\Delta}{2}, & (\text{F}_n \text{ model}), \\ 1, & (\text{B}_n \text{ model}), \end{cases} \quad (12)$$

where k is the coupling constant appearing in Eq. (7). Equation (12) shows that the maximum power diverges as $\Delta \rightarrow +\infty$, the exponent of Δ depending on the density of states associated with the rates. Interestingly, the maximum power that can be delivered to the bath vanishes for high temperatures ($\beta\epsilon \ll 1$) in the Fermionic models, while it is finite and insensitive to temperature in the Bosonic models. This is due to the peculiar rates of the Bosonic models which diverge for $\beta\epsilon \ll 1$. On the contrary, for low temperatures ($\beta\epsilon \gg 1$) both models

yield the same value of $P_{\text{[H]}}^{(\text{max})}$.

Finite-Time Corrections. The derivation of our main equation (5) was obtained under the implicit assumption that one could implement infinitesimal control cycles. Yet this hypothesis is not as crucial as it may appear. Indeed the feasibility of an infinitesimal Otto cycle relies on the capability of performing a very fast driving with respect to the typical time scales of the dynamics, a regime that can be achieved in several setups [50]. Furthermore by taking the square-wave protocol shown in Fig. 1b, characterized by finite times intervals $d\tau_{\text{H}}$ and $d\tau_{\text{C}}$ still fulfilling the ratio $d\tau_{\text{H}}/d\tau_{\text{C}} = \sqrt{\Gamma_{\text{C}}(\epsilon_{\text{C}})/\Gamma_{\text{H}}(\epsilon_{\text{H}})}$ we find that one can get powers which, at the lowest order in dt , are only different from the optimal values $P_{\text{[v]}}^{(\text{max})}$ of the infinitesimal cycles by a quadratic correction, i.e. $P_{\text{[v]}}^{(\text{max})}(dt) \approx (1 - \tilde{\Gamma}_{\text{H}}\tilde{\Gamma}_{\text{C}}dt^2/12)P_{\text{[v]}}^{(\text{max})}$, where $\tilde{\Gamma}_{\alpha} = (\tilde{\Gamma}\Gamma_{\alpha})^{1/2}$, $\tilde{\Gamma} = \Gamma_{\text{H}}\Gamma_{\text{C}}/(\sqrt{\Gamma_{\text{H}}} + \sqrt{\Gamma_{\text{C}}})^2$, and all rates are computed for ϵ_{H} and ϵ_{C} that maximize Eq. (5). Besides, even in the regime where $\tilde{\Gamma}_{\text{H}}dt, \tilde{\Gamma}_{\text{C}}dt \gg 1$, $P_{\text{[v]}}^{(\text{max})}(dt)$ can be shown to only decrease as $(\tilde{\Gamma}_{\text{H}}dt/2)^{-1} + (\tilde{\Gamma}_{\text{C}}dt/2)^{-1}$, implying that a considerable fraction of $P_{\text{[v]}}^{(\text{max})}$ can still be achieved also in this case (e.g. see Fig 1c where we report the explicit value of $P_{\text{[H]}}^{(\text{max})}(dt)$ for the heater mode for all dt). On the contrary deviations from Eq. (5) due to finite time corrections in the quenches turns out to be more relevant. These last are proportional to the ratio between the time duration of the quenches (now different from 0) and all the other time scales of the problem, i.e. the period of the protocol dt and the inverse of the average rate of dissipation, see Ref. [62] for details.

Conclusions. We proved that a fast modulated Otto cycle achieves universally the maximum power and the maximum cooling rate (respectively for a working medium operating as a heat engine or as a refrigerator) and we found a general expression for the external control during the cycle. The power advantage of modulating the control fields with rapid adiabatic transformations has been observed in the literature [54, 59] for some specific model and this intuition is in agreement with our general results. We also found that the first coefficient of the expansion in power of η_{C} of the EMP is universal while the second one is linked to the symmetry of the dissipation coefficients. This paper enlightens that the features mentioned above are valid also strongly out of equilibrium, while already proven in low dissipation [43] and steady state [4] heat engines. If the bath spectral densities can be suitably tailored through energy filters (for instance cfr. [60] for a physical implementation) our protocol allows to reach the Carnot bound at maximum power both operating as a heat engine or refrigerator, although at the cost of a vanishing power. Finally, a new universal scaling for the COP of a bath with flat spectral density is shown and a clear dependence of the EMP and the COP at maximum power on the spectral densities of the two thermal baths is established. The results are discussed in detail for some specific models, from flat bosonic and

fermionic baths to environments with more complicated

spectral densities, and their feasibility in real engines is analyzed.

-
- [1] R. Kosloff, *Entropy* **15**, 2100 (2013).
 - [2] R. Kosloff and A. Levy, *Annu. Rev. Phys. Chem.* **65**, 365 (2014).
 - [3] S. Vinjanampathy and J. Anders, *Contemp. Phys.* **57**, 545 (2016).
 - [4] G. Benenti, G. Casati, K. Saito, and R. S. Whitney, *Phys. Rep.* **694**, 1 (2017).
 - [5] R. Alicki and R. Kosloff, [arXiv:1801.08314](#) (2018).
 - [6] L. Buffoni, A. Solfanelli, P. Verrucchi, A. Cuccoli, and M. Campisi [arXiv:1806.07814](#) (2018).
 - [7] J. Chen, *J. Phys. D*, **27**, 1144 (1994).
 - [8] Y. Rezek and R. Kosloff, *New J. Phys.* **8**, 83 (2006).
 - [9] M. O. Scully, K. R. Chapin, K. E. Dorfman, M. B. Kim, and A. Svidzinsky, *Proc. Natl. Acad. Sci. U.S.A.* **108**, 15097 (2011).
 - [10] O. Abah, J. Roßnagel, G. Jacob, S. Deffner, F. Schmidt-Kaler, K. Singer, and E. Lutz *Phys. Rev. Lett.* **109**, 203006 (2012).
 - [11] L. A. Correa, J. P. Palao, G. Adesso, and D. Alonso, *Phys. Rev. E* **87**, 042131 (2013).
 - [12] K. E. Dorfman, D. V. Voronine, S. Mukamel, and M. O. Scully, *Proc. Natl. Acad. Sci. U.S.A.* **110**, 2746 (2013).
 - [13] N. Brunner, M. Huber, N. Linden, S. Popescu, R. Silva, and P. Skrzypczyk, *Phys. Rev. E* **89**, 032115 (2014).
 - [14] K. Zhang, F. Bariani, and P. Meystre, *Phys. Rev. Lett.* **112**, 150602 (2014).
 - [15] M. Campisi and R. Fazio, *Nat. Commun.* **7**, 11895 (2016).
 - [16] J. Roßnagel, S. T. Dawkins, K. N. Tolazzi, O. Abah, E. Lutz, F. Schmidt-Kaler, and K. Singer, *Science* **352**, 325 (2016).
 - [17] K. Brandner, M. Bauer, and U. Seifert, *Phys. Rev. Lett.* **119**, 170602 (2017).
 - [18] G. Watanabe, B. P. Venkatesh, P. Talkner, and A. del Campo, *Phys. Rev. Lett.* **118**, 050601 (2017).
 - [19] A. Ronzani, B. Karimi, J. Senior, Y.-C. Chang, J. T. Peltonen, C. Chen, and J. P. Pekola, *Nat. Phys.* **14**, 991 (2018).
 - [20] M. Esposito, R. Kawai, K. Lindenberg, and C. Van den Broeck, *Phys. Rev. Lett.* **105**, 150603 (2010).
 - [21] J. Wang, J. He, and X. He, *Phys. Rev. E* **84**, 041127 (2011).
 - [22] V. Cavina, A. Mari, and V. Giovannetti, *Phys. Rev. Lett.* **119**, 050601 (2017).
 - [23] P. Abiuso and V. Giovannetti, in preparation: “Control and non-Markovianity on a Quantum Thermal Machine” (2018).
 - [24] J. Deng, Q.-h. Wang, Z. Liu, P. Hänggi, and J. Gong, *Phys. Rev. E* **88**, 062122 (2013).
 - [25] E. Torrontegui, S. S. Ibáñez, S. Martínez-Garaot, M. Modugno, A. del Campo, D. Guéry-Odelin, A. Ruschhaupt, X. Chen, and J. G. Muga, *Adv. At. Mol. Opt. Phys.* **62**, 117 (2013).
 - [26] A. del Campo, J. Goold, and M. Paternostro, *Sci. Rep.* **4**, 6208 (2014).
 - [27] Morton H. Rubin and Bjarne Andresen, *J. Appl. Phys.* **53**, 1 (1982).
 - [28] H. Song, L. Chen, and F. Sun, *Applied Energy* **84**, 374 (2007).
 - [29] V. Mukherjee, A. Carlini, A. Mari, T. Caneva, S. Montangero, T. Calarco, R. Fazio, and V. Giovannetti, *Phys. Rev. A* **88**, 062326 (2013).
 - [30] B. Bonnard, M. Chyba, and D. Sugny, *IEEE Trans. Aut. Control* **54**, 2598 (2009).
 - [31] T. M. Zhang, R. B. Wu, F. H. Zhang, T. J. Tarn, and G. L. Long, *IEEE Trans. Control Syst. Technol.*, **23**, 2018 (2015).
 - [32] R. Roloff, M. Wenin, and W. Pötz, *J. Comp. Theor. Nanoscience* **6**, 1837 (2009).
 - [33] T. Schulte-Herbrüggen, A. Spörl, N. Khaneja, and S. J. Glaser, *J. Phys. B* **44**, 154013 (2011).
 - [34] A. Carlini, A. Hosoya, T. Koike, and Y. Okudaira, *Phys. Rev. Lett.* **96**, 060503 (2006).
 - [35] S. Sauer, C. Gneiting, and A. Buchleitner, *Phys. Rev. Lett.* **111**, 030405 (2013).
 - [36] V. Cavina, A. Mari, A. Carlini, and V. Giovannetti, *Phys. Rev. A* **98**, 052125 (2018).
 - [37] N. Suri, F. B. Binder, B. Muralidharan, and S. Vinjanampathy, *Eur. Phys. J. Spec. Top.* **227**, 203 (2018).
 - [38] V. Gorini, A. Kossakowski, and E.C.G. Sudarshan, *J. Math. Phys.* **17**, 821 (1976).
 - [39] G. Lindblad, *Comm. Math. Phys. Commun. Math. Phys.* **48**, 119 (1976).
 - [40] H. P. Breuer and F. Petruccione, *The Theory of Open Quantum Systems*, (Oxford University Press, Oxford, 2002).
 - [41] E. Geva and R. Kosloff, *J. Chem. Phys.* **96** 3054 (1992).
 - [42] R. Alicki, *J. Phys. A*, **12** L103 (1979).
 - [43] M. Esposito, R. Kawai, K. Lindenberg, and C. Van den Broeck, *Phys. Rev. E* **81**, 041106 (2010).
 - [44] Esposito, M., Lindenberg, K., and Van den Broeck, C., *EPL* **85** 60010 (2009).
 - [45] J. V. Koski, V. F. Maisi, J. P. Pekola, and D. V. Averin, *Proc. Nat. Acad. Sci.* **111**, 13786 (2014).
 - [46] F. L. Curzon and B. Ahlborn, *American Journal of Physics* **43**, 22 (1975).
 - [47] I. I. Novikov, *J. Nucl. Energy II* **7**, 125D128 (1958).
 - [48] P. Chambadal, *Armand Colin* **4**, 1-58 (1957).
 - [49] T. Schmiedl and U. Seifert, *EPL (Europhysics Letters)* **81**, 20003 (2007).
 - [50] O. Maillet, P. A. Erdman, V. Cavina, B. Bhandari, E. T. Mannila, J. T. Peltonen, A. Mari, F. Taddei, C. Jarzynski, V. Giovannetti and J. P. Pekola, [arXiv:1810.06274](#) (2018).
 - [51] V. Cavina, A. Mari, A. Carlini, and V. Giovannetti, *Phys. Rev. A* **98**, 012139 (2018).
 - [52] This particular scaling has been found also in the optimization of endoreversible Carnot Heat engines [7].
 - [53] H. T. Quan, Y. Liu, C. P. Sun, and F. Nori, *Phys. Rev. E* **76**, 031105 (2007).
 - [54] B. Karimi and J. P. Pekola, *Phys. Rev. B* **94**, 184503 (2016).
 - [55] R. Kosloff and Y. Rezek, *Entropy* **19**, 136 (2017).
 - [56] C. W. J. Beenakker, *Phys. Rev. B* **44**, 1646 (1991).

- [57] P. A. Erdman, F. Mazza, R. Bosisio, G. Benenti, R. Fazio, and F. Taddei [Phys. Rev. B **95**, 245432 \(2017\)](#).
- [58] J. Wang, Z. Wu, and J. He, [Phys. Rev. E **85**, 041148 \(2012\)](#).
- [59] N. Van Horne, D. Yum, T. Dutta, P. Hänggi, J. Gong, D. Poletti, and M. Mukherjee, [arXiv:1812.01303 \(2018\)](#).
- [60] M. R. Wegewijs and Y. V. Nazarov, [Phys. Rev. B **60**, 14318 \(1999\)](#).
- [61] C. Chicone, *Ordinary Differential Equations with Applications*, (Springer-Verlag, New York 1999).
- [62] Supplemental Material.

SUPPLEMENTAL MATERIAL

Here we present some technical derivations that support the discussion of the main text.

A. Optimality of infinitesimal Otto cycles

In this section we present explicit proof that infinitesimal Otto cycles are optimal for reaching maximum power performances for our two-level setting.

As a preliminary result we clarify that under periodic modulations of the control parameters the master equation (4) produces solutions which asymptotically are also periodic. For this purpose let us write Eq. (4) as $\dot{p}(t) = A(t)p(t) + B(t)$ for ease of notation we introduced the functions

$$A(t) = - \sum_{\alpha=H,C} \lambda_{\alpha}(t) \Gamma_{\alpha}[\epsilon(t)] , \quad B(t) = \sum_{\alpha=H,C} \lambda_{\alpha}(t) \Gamma_{\alpha}[\epsilon(t)] p_{\text{eq}}^{(\alpha)}[\epsilon(t)] , \quad (13)$$

and consider periodical driving forces such that $A(t + \tau) = A(t)$, $B(t + \tau) = B(t)$ for all t . By explicitly integration we get

$$p(t) = \int_0^t e^{\int_{t'}^t A(t'') dt''} B(t') dt' + e^{\int_0^t A(t') dt'} p(0). \quad (14)$$

Decompose then the integral on the right hand side as

$$\int_0^t e^{\int_{t'}^t A(t'') dt''} B(t') dt' = \int_{t-\tau}^t e^{\int_{t'}^t A(t'') dt''} B(t') dt' + \int_0^{t-\tau} e^{\int_{t'}^{t-\tau} A(t'') dt''} e^{\int_{t-\tau}^t A(t'') dt''} B(t') dt'. \quad (15)$$

Notice now that, since $A(t)$ and $B(t)$ are periodic, the quantity $c(t) = \int_{t-\tau}^t e^{\int_{t'}^t A(t'') dt''} B(t') dt'$ is also periodic with period τ , while $d = e^{\int_{t-\tau}^t A(t'') dt''}$ is constant in time. Substituting the previous definitions in Eq. (15) and then in Eq. (14) we find

$$p(t) = c(t) + d \int_0^{t-\tau} e^{\int_{t'}^{t-\tau} A(t'') dt''} B(t') dt' + e^{\int_0^t A(t') dt'} p(0). \quad (16)$$

In the asymptotic limit where the initial condition $p(0)$ has been completely forgotten (since $A(t) \leq 0$ at all times, the contribution of the initial condition decays exponentially), Eq. (14) gives

$$p(t - \tau) \approx \int_0^{t-\tau} e^{\int_{t'}^{t-\tau} A(t'') dt''} B(t') dt', \quad (17)$$

which substituted in Eq. (16) allows us to write

$$p(t) \approx c(t) + dp(t - \tau), \quad (18)$$

where we neglected again the contribution coming from the initial condition. The equation (18) defines a recursive succession, with limit point equal to $c(t)/(1 - d)$, the periodicity of $c(t)$ concludes the proof. This result can also be framed in the general context of Floquet theory [61]. The Floquet theorem states that a fundamental matrix solution of a first order differential equation with periodically driven coefficients is quasi-periodical, namely can be written as $y(t) = P(t)e^{Mt}$ where $P(t)$ is a periodic matrix function (with the same period of the coefficients) and e^{Mt} is the so called *monodromy matrix*. The real parts of the eigenvalues of M are responsible of the asymptotic behavior of the solutions and are known as Lyapunov exponents, a stable cyclic solution is characterized by their negativity. In the case of Eq. (4) our calculations reveal that the monodromy matrix is given by the constant d , the sign of the Lyapunov exponent is given by $\log d < 0$, confirming our predictions about the stability.

In above paragraphs we showed that the asymptotic solution of the equation Eq. (4) is periodic with the same period of the external driving $\epsilon(t)$. Notice that in the equilibrium scenario the previous result is trivial, since the population instantly relaxes to the Gibbs state that is a monotonic function of the control parameter ϵ . In our case we can establish only that $p(t)$ and $\epsilon(t)$ share the same period, although finding the proper functional relation between the two is absolutely non trivial (cfr. for example [36]). However we don't need any additional information to prove that

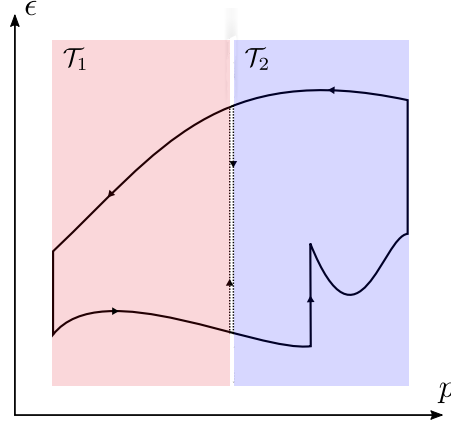


FIG. 5. The original cycle is represented by a black line following a closed path in the (p, ϵ) plane. The two subcycles are the portions of the original one enclosed in the light red and in the light blue squares, respectively denoted with \mathcal{T}_1 and \mathcal{T}_2 .

any cycle that is not infinitesimal, namely a square wave protocol in which the controls jump at a time much faster than the typical dynamical scale Γ , cannot achieve the maximum power. The proof is outlined in the following: let us suppose that the optimal cycle \mathcal{T} is not infinitesimal, thus is possible to perform an instantaneous quench, for example, in the middle (when the probability is the average between the initial and the final one) and divide the transformation in two smaller sub-cycles \mathcal{T}_1 and \mathcal{T}_2 (cfr. Fig 5). Since the quenches are instantaneous they don't contribute to the heat exchanged and to the time duration of the process and performing the two subcycles in series effectively build a transformation with the same power of the original cycle, a property that in symbols we can exemplify as $P(\mathcal{T}) = P(\mathcal{T}_1 \circ \mathcal{T}_2)$. Simple calculations reveal that the power of the single subcycles cannot be both greater or smaller than the power of the original one, thus we are left with two possibilities, $P(\mathcal{T}_1) \leq P(\mathcal{T}_1 \circ \mathcal{T}_2) \leq P(\mathcal{T}_2)$ or $P(\mathcal{T}_2) \leq P(\mathcal{T}_1 \circ \mathcal{T}_2) \leq P(\mathcal{T}_1)$. In both cases the original cycle is suboptimal, that is absurd, unless $P(\mathcal{T}_1) = P(\mathcal{T}_1 \circ \mathcal{T}_2) = P(\mathcal{T}_2)$ but even in this case we can choose one of the two subcycles still preserving optimality.

The previous argument shows that the only candidates for power maximization are those cycles that cannot be divided with a quench as done in the above proof, thus being infinitesimal. Notice that the previous proof strongly relies in the possibility of doing effectively instantaneous quenches, a characteristic that is better analyzed in the next sections.

B. Maximum Power Formula and Isochores Finite-Time Corrections

In this appendix we prove Eq. (5) and discuss the finite-time corrections.

As shown in the previous section, the optimal cycle *must* be an infinitesimal Otto cycle, so we consider a protocol (depicted in Fig. 1b) where $\epsilon(t) = \epsilon_H$, $\lambda_H = 1$ and $\lambda_C = 0$ for $t \in [0, \tau_H]$, and $\epsilon(t) = \epsilon_C$, $\lambda_H = 0$ and $\lambda_C = 1$ for $t \in [\tau_H, \tau_H + \tau_C]$. The optimal cycle and corresponding power will then be found by taking the limit $dt = \tau_H + \tau_C \rightarrow 0$ and maximizing over the free parameters ϵ_H , ϵ_C and τ_H/τ_C .

We proceed the following way: first we perform an exact calculation, for arbitrary τ_H and τ_C , of the heat rates $\langle J_H \rangle$, $\langle J_C \rangle$, averaged over one period, flowing out of the hot and cold bath respectively. Then, in the limit $dt \rightarrow 0$, we find the ratio τ_H/τ_C that maximizes the power and we find the corresponding expression of the maximum power, proving Eq. (5) and the optimal ratio condition

$$d\tau_H/d\tau_C = \sqrt{\Gamma_C(\epsilon_C)/\Gamma_H(\epsilon_H)}. \quad (19)$$

The instantaneous heat currents can be written in terms of the probability $p(t)$ by plugging the solution of Eq. (4) of the main text into Eq. (3). We denoted with $p_H(t)$ and $p_C(t)$ the solution of Eq. (4) respectively in the time intervals $\mathcal{I}_H = [0, \tau_H]$ and $\mathcal{I}_C = [\tau_H, \tau_H + \tau_C]$. Since the control parameters [i.e. $\epsilon(t)$ and $\lambda_\alpha(t)$] are constant in each interval, we have that

$$p_H(t) = H e^{-\Gamma_H t} + p_{\text{eq}}^{(H)}, \quad p_C(t) = C e^{-\Gamma_C t} + p_{\text{eq}}^{(C)}, \quad (20)$$

where H and C are two constants, and where for easy of notation for $\alpha=H,C$, we introduced the symbols $\Gamma_\alpha := \Gamma_\alpha(\epsilon_\alpha)$ and $p_{\text{eq}}^{(\alpha)} := p_{\text{eq}}^{(\alpha)}(\epsilon_\alpha)$. We determine the two constants H and C by imposing that the probability $p(t)$ is continuous

in $t = \tau_H$, i.e.

$$p_H(\tau_H) = p_C(\tau_H) \quad (21)$$

and that $p(t)$ is periodic with period $\tau_H + \tau_C$, i.e.

$$p_H(0) = p_C(\tau_H + \tau_C). \quad (22)$$

We impose periodic boundary conditions because, as discussed in previous section, a periodic protocol produces a periodic $p(t)$ after an initial transient time, and we are indeed interested in the “asymptotic” regime. Equations (21) and (22) reduce to the following linear-algebra problem for the constants H and C :

$$\frac{1}{p_{\text{eq}}^{(C)} - p_{\text{eq}}^{(H)}} \begin{pmatrix} e^{-\Gamma_H \tau_H} & -e^{-\Gamma_C \tau_H} \\ 1 & -e^{-\Gamma_C(\tau_H + \tau_C)} \end{pmatrix} \begin{pmatrix} H \\ C \end{pmatrix} = \begin{pmatrix} 1 \\ 1 \end{pmatrix}, \quad (23)$$

with solution

$$\begin{pmatrix} H \\ C \end{pmatrix} = \frac{(p_{\text{eq}}^{(C)} - p_{\text{eq}}^{(H)})}{\sinh[(\Gamma_H \tau_H + \Gamma_C \tau_C)/2]} \begin{pmatrix} e^{\Gamma_H \tau_H/2} \sinh(\Gamma_C \tau_C/2) \\ -e^{\Gamma_C \tau_H} e^{\Gamma_C \tau_C/2} \sinh(\Gamma_H \tau_H/2) \end{pmatrix}, \quad (24)$$

which, via Eq. (20) completely determine $p(t)$. Substituting this into Eq. (3) we now compute the averaged heat rates $\langle J_H \rangle$ and $\langle J_C \rangle$:

$$\begin{aligned} \langle J_H \rangle &:= \frac{1}{\tau_H + \tau_C} \int_{\mathcal{I}_H} J_H dt = \frac{\epsilon_H}{\tau_H + \tau_C} \int_{\mathcal{I}_H} \dot{p}_H dt = \frac{\epsilon_H}{\tau_H + \tau_C} [p_H(\tau_H) - p_H(0)] = \frac{\epsilon_H H}{\tau_H + \tau_C} [e^{-\Gamma_H \tau_H} - 1], \\ \langle J_C \rangle &:= \frac{1}{\tau_H + \tau_C} \int_{\mathcal{I}_C} J_C dt = \frac{\epsilon_C}{\tau_H + \tau_C} \int_{\mathcal{I}_C} \dot{p}_C dt = \frac{\epsilon_C}{\tau_H + \tau_C} [p_C(\tau_H + \tau_C) - p_C(\tau_H)] = \frac{\epsilon_C C}{\tau_H + \tau_C} e^{-\Gamma_C \tau_H} [e^{-\Gamma_C \tau_C} - 1], \end{aligned} \quad (25)$$

where we use the fact that $\epsilon(t)$ is constant in each \mathcal{I}_α and the fact that, since the two-level system is coupled to one bath at a time, $\dot{p}_\alpha = \dot{p}$ with $p(t) = p_H(t)$ during \mathcal{I}_H and $p(t) = p_C(t)$ during \mathcal{I}_C . In the last equality we use Eq. (20) to express $p_\alpha(t)$ in terms of H and C . Using the expressions for H and C given in Eq. (24), we can finally rewrite Eq. (25) as

$$\langle J_{H/C} \rangle = \pm \frac{\epsilon_{H/C}}{\tau_H + \tau_C} \frac{\Gamma_H \tau_H \Gamma_C \tau_C}{\Gamma_H \tau_H + \Gamma_C \tau_C} (p_{\text{eq}}^{(H)} - p_{\text{eq}}^{(C)}) \frac{(\Gamma_H \tau_H/2)^{-1} + (\Gamma_C \tau_C/2)^{-1}}{\coth(\Gamma_H \tau_H/2) + \coth(\Gamma_C \tau_C/2)}. \quad (26)$$

We now impose that $dt = \tau_H + \tau_C$ by setting $\tau_H = \theta dt$ and $\tau_C = (1 - \theta)dt$, for $\theta \in [0, 1]$, in Eq. (26). Taking hence the infinitesimal cycle limit $dt \rightarrow 0$ we get

$$\langle J_{H/C} \rangle = \pm \epsilon_{H/C} \frac{\Gamma_H \theta \Gamma_C (1 - \theta)}{\Gamma_H \theta + \Gamma_C (1 - \theta)} (p_{\text{eq}}^{(H)} - p_{\text{eq}}^{(C)}). \quad (27)$$

Upon maximization over θ the above expression yields the condition

$$\frac{\theta}{1 - \theta} = \sqrt{\frac{\Gamma_C}{\Gamma_H}}, \quad (28)$$

which, multiplying by dt the numerator and the denominator of the left hand side of Eq. (28), proves Eq. (19). Solving hence Eq. (28) for θ and plugging the result into Eq. (27) yields

$$\langle J_{H/C} \rangle = \pm \epsilon_{H/C} \frac{\Gamma_H \Gamma_C}{(\sqrt{\Gamma_H} + \sqrt{\Gamma_C})^2} (p_{\text{eq}}^{(H)} - p_{\text{eq}}^{(C)}), \quad (29)$$

which replaced into Eq. (1), and maximizing with respect to the only two free parameters left, i.e. ϵ_H and ϵ_C allows us to derive Eq. (5) for all four thermal machine modes. An additional comment has to be made for the accelerator mode [A], that aims at maximizing the heat released into the cold bath while extracting heat from the hot bath. By definition, we must restrict the maximization in Eq. (5) to guarantee $\langle J_H \rangle \geq 0$, e.g. by forcing \mathcal{C} to be a subset of $(\epsilon_H \geq 0 \cap \beta_C \epsilon_C \geq \beta_H \epsilon_H) \cup (\epsilon_H \leq 0 \cap \beta_C \epsilon_C \leq \beta_H \epsilon_H)$. On the other hand, the heater mode consists of heating a single

reservoir whose interaction with the two-level system is described by a rate $\Gamma(\epsilon)$ and equilibrium probability $p_{\text{eq}}(\epsilon)$. So in this case the maximization must be performed taking $\Gamma_\alpha(\epsilon) = \Gamma(\epsilon)$ and $p_{\text{eq}}^{(\alpha)}(\epsilon) = p_{\text{eq}}(\epsilon)$ (for $\alpha = \text{H}, \text{C}$). If we also require that $\Gamma(\epsilon) = \Gamma(-\epsilon)$, which physically means that the rates do not distinguish which one of the two energy levels is the ground and excited state, we find that Eq. (5) can be simplified to

$$P_{[\text{H}]}^{(\text{max})} = \max_{\epsilon \geq 0, \epsilon \in \mathcal{C}} \frac{1}{2} \epsilon \Gamma(\epsilon) [1 - 2p_{\text{eq}}(\epsilon)], \quad (30)$$

and the corresponding optimal cycle is given by an Otto cycle where $\tau_{\text{H}} = \tau_{\text{C}}$ and the value ϵ that maximizes Eq. (30) determines $\epsilon_{\text{H}} = -\epsilon_{\text{C}} = \epsilon$. The optimal cycle thus corresponds to attempting continuous population inversions.

1. Finite-Time Corrections part one

Setting $\tau_{\text{H}} = \theta dt$ and $\tau_{\text{C}} = (1 - \theta)dt$ in Eq. (26), and plugging in the expression of θ that satisfies Eq. (28), we find that the average heat rate for an arbitrary period dt is given by

$$\langle J_{\text{H/C}}(dt) \rangle = \pm \epsilon_{\text{H/C}} \frac{\Gamma_{\text{H}} \Gamma_{\text{C}}}{(\sqrt{\Gamma_{\text{H}}} + \sqrt{\Gamma_{\text{C}}})^2} \left(p_{\text{eq}}^{(\text{H})} - p_{\text{eq}}^{(\text{C})} \right) \frac{(\tilde{\Gamma}_{\text{H}} dt/2)^{-1} + (\tilde{\Gamma}_{\text{C}} dt/2)^{-1}}{\coth(\tilde{\Gamma}_{\text{H}} dt/2) + \coth(\tilde{\Gamma}_{\text{C}} dt/2)}, \quad (31)$$

where $\tilde{\Gamma}_\alpha = (\tilde{\Gamma} \Gamma_\alpha)^{1/2}$ and $\tilde{\Gamma} = \Gamma_{\text{H}} \Gamma_{\text{C}} / (\sqrt{\Gamma_{\text{H}}} + \sqrt{\Gamma_{\text{C}}})^2$. Plugging this results into Eq. (1) and maximizing over ϵ_{H} and ϵ_{C} yields the expression

$$P_{[\nu]}^{(\text{max})}(dt) = \frac{(\tilde{\Gamma}_{\text{H}} dt/2)^{-1} + (\tilde{\Gamma}_{\text{C}} dt/2)^{-1}}{\coth(\tilde{\Gamma}_{\text{H}} dt/2) + \coth(\tilde{\Gamma}_{\text{C}} dt/2)} P_{[\nu]}^{(\text{max})}, \quad (32)$$

which provides the finite time version of (5). On one hand, as anticipated in the main text, by expanding Eq. (32) for small dt , we find the following quadratic correction

$$P_{[\nu]}^{(\text{max})}(dt) \approx (1 - \tilde{\Gamma}_{\text{H}} \tilde{\Gamma}_{\text{C}} dt^2 / 12) P_{[\nu]}^{(\text{max})}. \quad (33)$$

On the other hand for $\tilde{\Gamma}_{\text{H}} dt, \tilde{\Gamma}_{\text{C}} dt \gg 1$, we get

$$P_{[\nu]}^{(\text{max})}(dt) \approx \frac{(\tilde{\Gamma}_{\text{H}} dt/2)^{-1} + (\tilde{\Gamma}_{\text{C}} dt/2)^{-1}}{2} P_{[\nu]}^{(\text{max})}, \quad (34)$$

implying that a considerable fraction of $P_{[\nu]}^{(\text{max})}$ can be achieved even if the driving frequency is slower than the typical rate.

We conclude by observing that we can simplify Eq. (32) for the heater mode where a single reservoir is coupled to the two-level system. Under the hypothesis leading to Eq. (30), we find that

$$P_{[\text{H}]}^{(\text{max})}(dt) = \frac{\tanh(dt\Gamma/4)}{dt\Gamma/4} P_{[\text{H}]}^{(\text{max})}, \quad (35)$$

where Γ is computed in the value of ϵ that maximizes Eq. (30). Figure 1c of the main text, which is a plot of Eq. (35), shows that $P_{[\text{H}]}^{(\text{max})}(dt) \approx P_{[\text{H}]}^{(\text{max})}$ up to $dt\Gamma \approx 2$, while for $dt\Gamma = 10 \gg 1$, $P_{[\text{H}]}^{(\text{max})}(dt)$ is only decreased of a factor two.

2. Finite-Time Corrections part two: the Quenches

The square wave protocol relies on the fundamental assumption that the parameters can be driven infinitely fast to realize a quench, and with a bit of physical intuition we know that some corrections to this ideal behaviour arise when the quench time is not negligible if compared to the typical time scales of the dynamics. To calculate these corrections let us consider the exact solution of Eq. (4) that describes the dynamical evolution of the model considered in the main text when a single bath is involved, i.e.

$$p(t) = \int_0^t e^{-\int_{t_1}^t \Gamma(\epsilon(t_2)) dt_2} \Gamma(\epsilon(t_1)) p_{\text{eq}}(\epsilon(t_1)) dt_1 + p_0 e^{-\int_0^t \Gamma(\epsilon(t_1)) dt_1} \quad (36)$$

where for sake of simplicity we dropped the bath indexes and p_0 is the occupation of the excited level at time $t = 0$. If the gap is driven linearly in time we can use the parametrization $\epsilon(t) = \epsilon_i + \Delta\epsilon t/\lambda$ where λ is the time of execution of the quench and $\Delta\epsilon = \epsilon_f - \epsilon_i$. Substituting in Eq. (36) and changing the variables of integration we get

$$p(t) = \frac{\lambda}{\Delta\epsilon} \int_{\epsilon_i}^{\epsilon_f} e^{-\frac{\lambda}{\Delta\epsilon} \int_{\epsilon_i}^{\epsilon_f} \Gamma(\epsilon_2) d\epsilon_2} \Gamma(\epsilon_1) p_{eq}(\epsilon_1) d\epsilon_1 + p_0 e^{-\frac{\lambda}{\Delta\epsilon} \int_{\epsilon_i}^{\epsilon_f} \Gamma(\epsilon_1) d\epsilon_1}, \quad (37)$$

from which is possible to establish the following necessary conditions for the instantaneous quench approximation to hold

$$\frac{\lambda}{\Delta\epsilon} \int_{\epsilon_i}^{\epsilon_f} \Gamma(\epsilon_1) d\epsilon_1 \ll 1, \quad \frac{\lambda}{\Delta\epsilon} \int_{\epsilon_i}^{\epsilon_f} \Gamma(\epsilon_1) p_{eq}(\epsilon_1) d\epsilon_1 \ll 1. \quad (38)$$

Expanding Eq. (37) at first order in $\frac{\lambda}{\Delta\epsilon}$ we find the following equation for the correction of the population during the quench

$$\delta p^{(1)} := p(t) - p_0 = -\frac{\lambda}{\Delta\epsilon} \int_{\epsilon_i}^{\epsilon_f} \Gamma(\epsilon_1) p_0 d\epsilon_1 + \frac{\lambda}{\Delta\epsilon} \int_{\epsilon_i}^{\epsilon_f} \Gamma(\epsilon_1) p_{eq}(\epsilon_1) d\epsilon_1. \quad (39)$$

Notice that the conditions (38) depends on *all* the values between the two extrema ϵ_i and ϵ_f . We can similarly calculate the heat absorbed in a single, non instantaneous quench, at the same order, using Eqs. (37) and the definition (40)

$$\delta Q_\lambda = -\frac{\lambda}{\Delta\epsilon} \int_{\epsilon_i}^{\epsilon_f} \Gamma(\epsilon) p_0 d\epsilon + \frac{\lambda}{\Delta\epsilon} \int_{\epsilon_i}^{\epsilon_f} \Gamma(\epsilon) p_{eq}(\epsilon) d\epsilon. \quad (40)$$

The generalization of the previous relations to the two bath case is straightforward, since the equation of motion (2) involve now two dissipators we can obtain the two bath result doing the replacements $\Gamma(\epsilon) \rightarrow \Gamma_C(\epsilon) + \Gamma_H(\epsilon)$ and $\Gamma(\epsilon) p_{eq}(\epsilon) \rightarrow \Gamma_C(\epsilon) p_{eq}^{(C)}(\epsilon) + \Gamma_H(\epsilon) p_{eq}^{(H)}$ in Eqs. (40) and (39).

As a final step we consider the correction to the power output in a cycle:

$$P_E = \frac{Q}{\tau} = P_E(p_{max}) - P_E \frac{2\lambda}{\tau} + \frac{\delta Q_\lambda^\uparrow + \delta Q_\lambda^\downarrow}{\tau}, \quad (41)$$

where respectively $\delta Q_\lambda^\uparrow$ and $\delta Q_\lambda^\downarrow$ are the heat exchanged in the *upward* and *downward* quenches, with respectively $\epsilon_i = \epsilon_{C,H}$ and $\epsilon_f = \epsilon_{H,C}$, and r is a real number. In the Eq. (41) there are three kind of corrections: the first term of the right hand side accounts for a change of the time duration of the isochores (cfr. the previous subsection) due to finite time effects in the quenches; the second term is due to the increasing period of the cycle, that reduce the power delivered; and the third is the contribution to the heat directly provided by the quenches.

C. Efficiency at Maximum Power

For small temperature differences, i.e. for small values of η_c , we can consider an expansion of the efficiency at maximum power of the kind

$$\eta(P_{[E]}) = a_1 \eta_c + a_2 \eta_c^2 + \dots \quad (42)$$

In this section we prove that $a_1 = 1/2$, while for symmetric or constant rates we further have $a_2 = 1/8$. The maximum power of a heat engine (without constraints on the control parameters) can be written as [see Eq. (5)]

$$P_{[E]}^{(\max)} = \max_{(x_H, x_C)} P(x_H, x_C), \quad (43)$$

where

$$P_{[E]}(x_H, x_C) := \frac{g(x_H, x_C; \eta_c)}{\beta_H} [x_H - x_C(1 - \eta_c)] [f(x_H) - f(x_C)], \quad (44)$$

$x_\alpha = \epsilon_\alpha \beta_\alpha$ (for $\alpha = H, C$), $f(x) := [1 + \exp(x)]^{-1}$ and, expressing the Γ_α as a function of the gap ϵ and of the inverse temperature β_α of lead α ,

$$g(x_H, x_C; \eta_c) := \frac{\Gamma_H(x_H, \beta_H) \Gamma_C(x_C, \beta_H/(1 - \eta_c))}{\left(\sqrt{\Gamma_H(x_H, \beta_H)} + \sqrt{\Gamma_C(x_C, \beta_H/(1 - \eta_c))} \right)^2}. \quad (45)$$

In Eq. (45) we decide to express β_C as $\beta_H/(1-\eta_c)$ because we are interested in performing an expansion in η_c around a single inverse temperature β_H . Let x_H^* and x_C^* be respectively the values of x_H and x_C that maximize $P_{[E]}(x_H, x_C)$. By inspecting Eqs. (44) and (45), we see that x_α^* is a function of η_c (and of β_H through g), so we can express x_α^* as a power series in η_c :

$$\begin{aligned} x_H^* &= m_0 + m_1\eta_c + m_2\eta_c^2 + \dots, \\ x_C^* &= m_0 + n_1\eta_c + n_2\eta_c^2 + \dots \end{aligned} \quad (46)$$

Both x_H^* and x_C^* have the same leading order term. This can be seen considering Eq. (44) at $\eta_c = 0$: $g(x_H, x_C; 0)/\beta_H \geq 0$, while $[x_H - x_C][f(x_H) - f(x_C)] \leq 0$, so the maximum power is zero (at equal temperatures, the second law forbids the possibility of extracting work). Inspecting Eq. (44), it is easy to see that zero power at $\eta_c = 0$ implies $x_H = x_C$. Using Eq. (8) we have that

$$\eta(P_{[E]}) = 1 - \frac{x_C^*}{x_H^*} (1 - \eta_c), \quad (47)$$

so plugging Eq. (46) into Eq. (47) and expressing $\eta(P_{[E]})$ as a power series in η_c , we find that

$$\eta(P_{[E]}) = (1 + b_1)\eta_c + \frac{1}{2}(1 + b_2)\eta_c^2, \quad (48)$$

where

$$b_1 = \frac{m_1 - n_1}{m_0}, \quad b_2 = \frac{m_1}{m_0} + 2\frac{m_2 - n_2}{m_0}.$$

Thus, the knowledge of b_1 and b_2 implies also the knowledge of a_1 and a_2 . Also the maximum power $P_{[E]}(x_H^*, x_C^*)$ can be written as a power series in η_c by plugging the expansion Eq. (46) into Eq. (44). This yields

$$P_{[E]}(x_H^*, x_C^*) = \frac{1}{\beta_H} \sum_{n=0}^{+\infty} P_{[E]}^{(n)} \eta_c^n, \quad (49)$$

where the coefficients $P_{[E]}^{(n)}$ are functions of m_i, n_i (for $i = 0, 1, 2, \dots$) and of β_H . We now wish to determine b_1 and b_2 by maximizing $P_{[E]}^{(n)}$, starting from the lowest orders. We find that $P_{[E]}^{(0)} = P_{[E]}^{(1)} = 0$ and

$$P_{[E]}^{(2)} = \left[-\frac{b_1(1 + b_1)}{2} \right] \frac{m_0^2 g(m_0, m_0; 0)}{1 + \cosh m_0}, \quad (50)$$

where we expressed n_1 in terms of b_1 . The last fraction in Eq. (50) is positive, so $P_{[E]}^{(2)}$ is maximized by choosing b_1 that maximizes the term in square brackets, and m_0 that maximizes the last fraction. The maximization of the first term yields $b_1 = -1/2$, which readily implies [see Eq. (48)] $a_1 = 1/2$, as we wanted to prove. The maximization of the second term allows us to find the following implicit expression for m_0

$$g(m_0, m_0; 0) \left[2 - m_0 \tanh\left(\frac{m_0}{2}\right) \right] + m_0 [\partial_{x_H} g(m_0, m_0; 0) + \partial_{x_C} g(m_0, m_0; 0)] = 0, \quad (51)$$

where $\partial_{x_\alpha} g(m_0, m_0; 0)$ denotes the partial derivative of $g(x_H, x_C; \eta_c)$, respect to x_α , calculated in $x_H = x_C = m_0$ and $\eta_c = 0$. In order to compute b_2 , we must maximize also higher order terms of the power. It turns out that $P_{[E]}^{(3)}$ only depends on m_0 if we impose that $b_1 = -1/2$ and that m_0 satisfies Eq. (51). Thus, there is nothing to optimize, so we must analyze the next order. $P_{[E]}^{(4)}$ is a function of m_0, m_1, n_1, m_2, n_2 and β_C . We write m_1 in terms of b_2 , which is the only coefficient that determines a_2 . We further express n_1 in terms of b_1 , and impose $b_1 = -1/2$. At last, we write $g(m_0, m_0; 0)$ in terms of its partial derivatives using Eq. (51). This leads to an expression of $P_{[E]}^{(4)}$ as a function of m_0 (which is implicitly known), b_2, m_2, n_2 and β_H . By setting to zero both partial derivatives of $P_{[E]}^{(4)}$ respect to b_2 and m_2 , we find the following expression for b_2 :

$$b_2 = \frac{m_0 \tanh\left(\frac{m_0}{2}\right)}{8} \cdot \frac{\partial_{x_H} g - \partial_{x_C} g}{\partial_{x_H} g + \partial_{x_C} g} - \frac{2\partial_{x_H} g + \partial_{x_C} g}{2(\partial_{x_H} g + \partial_{x_C} g)}, \quad (52)$$

where all partial derivatives of g are computed in $x_H = x_C = m_0$ and $\eta_c = 0$. This is, in principle, a closed expression for b_2 , thus for a_2 , since m_0 is defined in Eq. (51), and Eq. (52) only depends on m_0 . Eq. (52) shows that in general b_2 , thus a_2 , will depend on the specific rates. However, if $\partial_{x_H} g = \partial_{x_C} g$, the first term in Eq. (52) vanishes, while the second one reduces to a number, yielding $b_2 = -3/4$. Indeed, plugging this value of b_2 into Eq. (48) yields precisely $a_2 = 1/8$. We conclude the proof by noticing that if the rates are symmetric, i.e. $\Gamma_H(\epsilon, \beta) = \Gamma_C(\epsilon, \beta)$, $g(x_H, x_C; 0)$ is a symmetric function upon exchange of x_H and x_C . This implies that $\partial_{x_H} g(m_0, m_0; 0) = \partial_{x_C} g(m_0, m_0; 0)$, so $a_2 = 1/8$. At last, if the rates are constants, also $g(x_H, x_C; \eta_c)$ is constant, trivially satisfying $\partial_{x_H} g = \partial_{x_C} g = 0$.

D. COP at Maximum Power

In this section we prove Eqs. (10) and (11) of the main text and we derive the scaling of the COP for large values of the maximum gap Δ given by $C_{\text{op}}(P_{[\text{R}]}^{\text{max}}) \propto 1/(\beta_C \Delta)$. The COP at maximum power can be written as [see Eq. (9)]

$$C_{\text{op}}(P_{[\text{R}]}^{\text{max}}) = \frac{\epsilon_C^*}{\epsilon_H^* - \epsilon_C^*}, \quad (53)$$

where ϵ_H^* and ϵ_C^* are respectively the values of ϵ_H and ϵ_C that maximize [see Eq. (5)]

$$P_{[\text{R}]}(\epsilon_H, \epsilon_C) := -g(\epsilon_H, \epsilon_C) \epsilon_C [f(\beta_H \epsilon_H) - f(\beta_C \epsilon_C)], \quad (54)$$

where $f(x) := [1 + \exp(x)]^{-1}$ and

$$g(\epsilon_H, \epsilon_C) := \frac{\Gamma_H(\epsilon_H) \Gamma_C(\epsilon_C)}{\left(\sqrt{\Gamma_H(\epsilon_H)} + \sqrt{\Gamma_C(\epsilon_C)}\right)^2}. \quad (55)$$

We first prove that the COP at maximum power takes the universal form of Eq. (10) if the rates depend on the energy and on the temperature only through $\beta\epsilon$, i.e. $\Gamma_\alpha(\epsilon) = \Gamma_\alpha(\beta_\alpha \epsilon_\alpha)$. We rewrite Eq. (53) as a function of $x_\alpha^* = \beta_\alpha \epsilon_\alpha^*$ (for $\alpha = H, C$):

$$C_{\text{op}}(P_{[\text{R}]}^{\text{max}}) = \left[\frac{x_H^*}{x_C^*} \left(\frac{1}{C_{\text{op}}^{(c)}} + 1 \right) - 1 \right]^{-1}, \quad (56)$$

where $C_{\text{op}}^{(c)}$ is the Carnot COP for a refrigerator (see main text). We can determine x_α^* by maximizing

$$P_{[\text{R}]}(x_H, x_C) := -\frac{1}{\beta_C} \frac{\Gamma_H(x_H) \Gamma_C(x_C)}{\left(\sqrt{\Gamma_H(x_H)} + \sqrt{\Gamma_C(x_C)}\right)^2} x_C [f(x_H) - f(x_C)]. \quad (57)$$

Crucially, given our hypothesis on the rates, there is no explicit dependence on the temperatures in Eq. (57) (except for the prefactor $1/\beta_C$), so the maximization of $P_{[\text{R}]}(x_H, x_C)$ will simply yield two values of x_H^* and x_C^* that do not depend on the temperatures. Thus, for all bath temperatures the COP at maximum power will be given by Eq. (56), where x_H^* and x_C^* are two fixed values. The ratio x_H^*/x_C^* will depend on the specific rates we consider. By imposing in Eq. (56) that the COP at maximum power of the system for $\beta_H = \beta_C$ (i.e. for $C_{\text{op}}^{(c)} \rightarrow \infty$) is $C_{\text{op}}^{(0)}$, we can eliminate the ratio x_H^*/x_C^* in favor of $C_{\text{op}}^{(0)}$, concluding the proof of Eq. (10).

We now prove Eq. (11). Since Eq. (54) remains unchanged by sending both $\epsilon_H \rightarrow -\epsilon_H$ and $\epsilon_C \rightarrow -\epsilon_C$, we can assume without loss of generality that $\epsilon_C \geq 0$ (this is a general property which applies independently from the specific choice of bath models). Furthermore, we must ensure that the system is acting as a refrigerator by imposing $P_{[\text{R}]}(\epsilon_H, \epsilon_C) \geq 0$. This implies that $f(\beta_H \epsilon_H) \leq f(\beta_C \epsilon_C)$, thus

$$0 \leq \beta_C \epsilon_C \leq \beta_H \epsilon_H. \quad (58)$$

We now show that in the models described by Eq. (7) the partial derivative of $P_{[\text{R}]}(\epsilon_H, \epsilon_C)$ respect to ϵ_H is non negative for all values of ϵ_H and ϵ_C satisfying Eq. (58), which implies that $\epsilon_H^* \rightarrow +\infty$. Using Eq. (58), the condition $\partial P_{[\text{R}]}(\epsilon_H, \epsilon_C)/\partial \epsilon_H \geq 0$ can be written as

$$\frac{\partial}{\partial \epsilon_H} \ln g(\epsilon_H, \epsilon_C) \geq -\frac{\beta_H}{2[1 + \cosh(\beta_H \epsilon_H)]}. \quad (59)$$

Since $\partial \ln g(\epsilon_H, \epsilon_C)/\partial \epsilon_H$ has the same sign as $d\Gamma_H(\epsilon_H)/d\epsilon_H$, and since the r.h.s. of Eq. (59) is strictly negative, Eq. (59) is certainly satisfied whenever $\Gamma_H(\epsilon_H)$ is a growing function. This proves that $\epsilon_H^* \rightarrow +\infty$ when the baths are described by the F_n model [see Eq. (7)] even when the two baths have different powers n . The B_n model is more tricky to analyze since the rates are decreasing functions around the origin. Nonetheless, using Eq. (58) it is possible to show that Eq. (59) is satisfied also in the B_n model by plugging $\Gamma_\alpha^{(B_n)}(\epsilon)$ [see Eq. (7)] into Eq. (59). This result holds also when the two baths have different powers n .

We now know that $\epsilon_H^* \rightarrow +\infty$ in the F_n and B_n models. Since both $\Gamma_H^{(F_n)}(\epsilon)$ and $\Gamma_H^{(B_n)}(\epsilon)$ diverge for $n > 0$ when $\epsilon_H^* \rightarrow +\infty$, we have that

$$g(+\infty, \epsilon_C) = \Gamma_C(\epsilon_C) = k_C \epsilon_C^n h(\beta_C \epsilon_C) = k_C \frac{x_C^n}{\beta_C^n} h(x_C), \quad (60)$$

where, as before, $x_C = \beta_C \epsilon_C$ and $h(x) := 1$ for the F_n model and $h(x) := \coth x/2$ for the B_n model [see Eq. (7)]. Thus, using x_C instead of ϵ_C , and noting that $f(x_H)$ vanishes for $x_H \rightarrow +\infty$, we can write $P_{[R]}(+\infty, \epsilon_C)$ [see Eq. (54)] as

$$P_{[R]}^{(n>0)} = \frac{k_C}{\beta_C^{n+1}} x_C^{n+1} h(x_C) f(x_C). \quad (61)$$

Equation (61) is non-negative for all values of x_C and it vanishes in $x_C = 0$ and $x_C \rightarrow +\infty$ thanks to the exponential decrease of $f(x_C)$ for large values of x_C . Therefore, Eq. (61) will be maximum for the finite value x_C^* that maximizes $x_C^{n+1} h(x_C) f(x_C)$, and plugging x_C^* into Eq. (61) yields the first relation in Eq. (11), where $c_n = (x_C^*)^{n+1} h(x_C^*) f(x_C^*)$. For $n = 0$, we separately analyze the F_0 and B_0 models. In the F_0 model, $g(\epsilon_H, \epsilon_C) = k_H k_C / (\sqrt{k_H} + \sqrt{k_C})^2$, so $P_{[R]}(+\infty, \epsilon_C)$ can be written as

$$P_{[R]}^{(F_0)} = \frac{k_C}{\beta_C} \frac{r}{(\sqrt{r} + 1)^2} x_C f(x_C), \quad (62)$$

where $r := k_H/k_C$. Using the same argument as before, Eq. (62) implies a finite value of x_C^* which arises from the maximization of $x_C f(x_C)$. We thus proved the first relation in Eq. (11) for the F_0 model, where $c_0 = r/(\sqrt{r} + 1)^2 x_C^* f(x_C^*)$. At last, in the B_0 model $g(\epsilon_H \rightarrow +\infty, \epsilon_C) = k_H k_C \coth(x_C/2)/[\sqrt{k_H} + \sqrt{k_C \coth(x_C/2)}]^2$. Thus, $P_{[R]}(+\infty, \epsilon_C)$ can be written as

$$P_{[R]}^{(B_0)} = \frac{k_C}{\beta_C} \frac{r \coth(x_C/2)}{(\sqrt{r} + \sqrt{\coth(x_C/2)})^2} x_C f(x_C). \quad (63)$$

Again, x_C^* is a finite value which can be found by maximizing $r \coth(x_C/2)/(\sqrt{r} + \sqrt{\coth(x_C/2)})^2 x_C f(x_C)$. Only in this case, x_C^* depends on the ratio r . We thus proved the first relation in Eq. (11) for the B_0 model, where $c_0 = r \coth(x_C^*/2)/(\sqrt{r} + \sqrt{\coth(x_C^*/2)})^2 x_C^* f(x_C^*)$.

The second relation in Eq. (11) stems from the fact that in all models $\epsilon_H^* \rightarrow +\infty$ while ϵ_C^* is finite. Thus, Eq. (53) implies that the $C_{\text{op}}(P_{[R]}^{\text{max}})$ vanishes. At last we want to roughly estimate the behavior of $C_{\text{op}}(P_{[R]}^{\text{max}})$ in the presence of a large yet finite constraint on the maximum gap: $|\epsilon(t)| \leq \Delta$. Since ϵ_H would diverge if there was no constraint, we can assume that, in the presence of Δ , $\epsilon_H^* = \Delta$. On the other hand, ϵ_C^* is a finite quantity (which is given by $\epsilon_C^* = x_C^*/\beta_C$ in the unconstrained case), so if we assume that $\Delta \gg \epsilon_C^*$, from Eq. (53) we have that

$$C_{\text{op}}(P_{[R]}^{\text{max}}) \approx \frac{\epsilon_C^*}{\epsilon_H^*} \approx \frac{x_C^*}{\beta_C \Delta} \propto \frac{1}{\beta_C \Delta}. \quad (64)$$