

# Transfer Learning using Representation Learning in Massive Online Open Courses

Muong Ding  
CSE, HKUST  
mcding@connect.ust.hk

Erik Hemberg  
ALFA, CSAIL, MIT  
hembergerik@csail.mit.edu

Yanbang Wang  
CSE, HKUST  
ywangdr@connect.ust.hk

Una-May O'Reilly  
ALFA, CSAIL, MIT  
unamay@csail.mit.edu

## ABSTRACT

In MOOCs predictive models of student behavior support many aspects of learning design, including instructor feedback and timely intervention. Ongoing (target) courses, when their predictive outcomes are yet unknown, must rely upon models trained from the historical data of previously offered (source) courses. It is possible to transfer such models but they still often predict poorly. One reason is features that inadequately capture predictive attributes common to both courses. We present an automated transductive transfer learning approach that addresses this issue. It relies upon straight-forward problem-agnostic, temporal organization of the clickstream data, where, for each student, for multiple courses, a set of specific MOOC event types is expressed for each time unit. It consists of two alternative transfer methods based on autoencoders: a passive approach using transductive principal component analysis and an active approach by adding a correlation alignment loss term. We investigate the transferability of dropout prediction across similar and dissimilar MOOCs and compare with known methods. Results show improved model transferability and suggest that the methods are capable of automatically learning a feature representation that expresses common predictive characteristics of MOOCs.

## CCS CONCEPTS

• **Applied computing** → **E-learning**; • **Computing methodologies** → **Neural networks**; **Unsupervised learning**;

## KEYWORDS

Transfer Learning, Representation Learning, MOOC, Dropout Prediction, Dimensionality Reduction, Autoencoder

## ACM Reference Format:

Muong Ding, Yanbang Wang, Erik Hemberg, and Una-May O'Reilly. 2019. Transfer Learning using Representation Learning in Massive Online Open Courses. In *Proceedings of International Learning Analytics and Knowledge Conference (LAK'19)*. ACM, New York, NY, USA, 10 pages.

Permission to make digital or hard copies of all or part of this work for personal or classroom use is granted without fee provided that copies are not made or distributed for profit or commercial advantage and that copies bear this notice and the full citation on the first page. Copyrights for components of this work owned by others than the author(s) must be honored. Abstracting with credit is permitted. To copy otherwise, or republish, to post on servers or to redistribute to lists, requires prior specific permission and/or a fee. Request permissions from [permissions@acm.org](mailto:permissions@acm.org).

LAK'19, March 2019, Tempe, Arizona

© 2019 Copyright held by the owner/author(s). Publication rights licensed to ACM.

## 1 INTRODUCTION

Massive open online courses (MOOCs) have become popular and provide an inexpensive, learner-directed learning environment. In MOOCs predictive models of student behavior support many aspects of learning design, including instructor feedback and timely intervention. Predictive models proposed in the literature, for example, help illustrate learning progress, support a better understanding of learning abilities, identify at-risk students, and indicate where pro-active interventions may be timely [5, 7, 12, 14, 21].

Some models predict an outcome that occurs downstream in a course from the time a student's leading behavior is observed. One example is a model that predicts at week 3 whether a student will drop out at week 4. This type of model is trained, with machine learning, on data retrospectively collected from completed courses. This, however, makes it problematic to be transferred and used in an ongoing course that differs from the completed course. Different aspects between courses evolve, including the platform affordances and course design, while the learner cohort also can differ. Despite best efforts, handcrafted features developed for the earlier offering may not express correlations in the ongoing course, i.e. they are brittle. Or, they may not exist in a subsequent offering, i.e. they are infeasible. For example, if a feature is defined on specific course exercises, it cannot be used in a subsequent offering if the exercises are removed.

In this paper, our goal is operational predictive models for online use despite these challenges. We fundamentally ask whether it is possible, in general, to train a model on a source course's data and reliably transfer it to perform well for an ongoing course. One possibility is to eliminate the customized feature engineering that depends on domain knowledge and instead learn a latent representation amenable to the model transfer. We propose therefore to investigate transductive transfer learning methods [17]. They assume that no label is available for the target task and instead learn a model from the target domain plus a source domain where there are labels and similarity to the target distribution. In a transductive approach known as representation-based transfer learning, a latent space representation (which is an embedding) is learned automatically using source and target data (the latter without labels) by an auto-encoder (AE), which is a class of neural networks that compress their input into a latent-space representation from which they then reconstruct the input, as output. To perform well, the AE has to learn, through the training of its weights, to extract the most relevant features in the bottleneck between the encoder and decoder. For transductive transfer when an AE is trained on both source

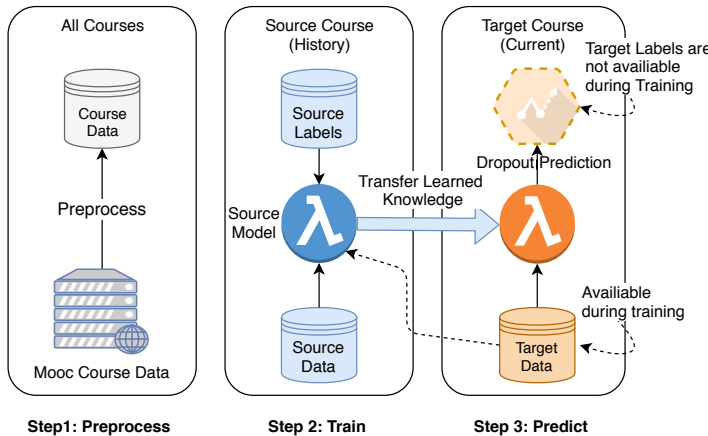


Figure 1: Transfer learning work-flow.

and target features, its embedding is a set of lower dimensional features that compactly capture mutual properties between the source and target courses, which can then be used by subsequent modeling. For example, where there is a strong correlation between events, e.g. `play_video` and `pause_video` events, the auto-encoder (AE) learns a compressed representation that reduces the noise and mutual-correlation between them. This leads to improved transferability. We investigate two variations of representation-based transfer learning: (1) **Post-processing the embedding by transductive principal component analysis**: a passive approach that learns the compact representation before it trains the predictive model. (2) **Training with correlation alignment loss**: an active approach that trains the auto-encoder and predictive model simultaneously.

With the learned representation of each method and the predictive model for the target, we can evaluate transferability and compare it with known methods [3]. See Figure 1 for the work flow of our approach. We choose for demonstration dropout prediction in six edX courses – three offerings of 6.00.1x “Introduction to Computer Science and Programming Using Python” and three offerings of 6.00.2x “Introduction to Computational Thinking and Data Science”.

Our research questions are:

(1) Does representation learning improve model transfer? We evaluate transferability within offerings for two courses and across two courses.

(2) Can representation-based learning work from a universal, basic set of MOOC activity features as input? We test a time series per student where the frequencies of a set of specific MOOC activity types are expressed per time unit.

(3) Can transfer learning improve recognition of minority groups? If we group similar students and transfer learn for each group independently, does predictive performance improve?

(4) Is the compressed representation similar for both source and target domain? What are the embedded features that increase the transferability?

The paper is organized as follows. In Section 2 we describe the courses, input data and dropout problem we use for demonstration.

In Section 3 the two transfer learning methods are presented. This sets up Section 4 where we present related work. We evaluate the methods using the courses and dropout prediction problem in Section 5. In Section 6 we summarize and mention future work.

## 2 PROBLEM DESCRIPTION

In this section, we compare and contrast the courses we use to evaluate the representation-based transfer learning methods we investigate. We describe how we organize student activity data collected from them for input to the methods. Finally we define the predictive modeling problem, dropout, that demonstrates the methods.

### 2.1 Input Data Organization

In practical online prediction some student attributes are unavailable (e.g. certificate and registration information) and cannot be used to filter the set of students. Thus, the data used for prediction therefore exhibits high variance. We use the click-stream log events as input to the transfer learning methods. All events have a *timestamp* and *event type*. Therefore it is straight forward to aggregate the events by week and event type, per student. This results in a multivariate time series, for each student,  $[x_1, x_2, \dots, x_T]$ , where each  $x_k$  is a vector of the normalized frequencies of the event types in that week  $k$ , and  $T = 9$  is the number of weeks. The sets of event types of the courses need not be identical, however, the most frequent and important event types overlap.

### 2.2 Courses

We experiment with two courses offered on the edX MOOC platform: *Introduction to Computer Science and Programming Using Python* (6.00.1x), and *Introduction to Computational Thinking and Data Science* (6.00.2x). We have 3 offerings of each course.

In terms of structure, all offerings are 9 weeks long. Both courses have multiple units, where each unit has an associated graded problem set. Students are expected to watch lecture videos narrated by instructors and complete “finger exercises” - optional problems interspersed in lecture videos that teach the content discussed in the video. The topics of each course differ because one course is the continuation of the other, see Table 1 for details. The quantities of videos and finger exercises is much higher in 6.00.1x, see Table 2. Enrollment and activity volume measured in click-stream events are shown in Table 3.

We can statistically compare the courses to gain a mathematical estimation of similarity. We use the Proxy A-distance (an approximation of the  $\mathcal{H}$ -divergence [2]) as indicator of the similarity between two samples) where each sample distribution consists of the frequency of events with arbitrary type that occurred in an arbitrary week of a specific course. The pair-wise PADs are difficult to visualize so we first compute a 2D-embedding where the distances between different distributions of different courses are the average PADs. We find the 2D-embedding which best preserves the distances by multi-dimensional scaling. We visualize the pairwise distances in Figure 2 (note that the range of PAD is  $[0, 2]$  according to its definition). This identifies 6.00.2x Spring 2016 (2A) and 6.00.2x Fall 2016 (2B) as most similar while 6.00.1x Summer 2016A (1A) and 6.00.2x Fall 2016 (2B) are most dissimilar.

Course	Assignment	Due Week
6.00.1x	Python Basics	Week 4
	Simple Programs	Week 5
	Structured Types	Week 7
	Good Programming Practices	Week 8
	Object Oriented Programming	Week 9
6.00.2x	Optimization	Week 5
	Randomness	Week 6
	Midterm Exam	Week 7
	Statistics	Week 8
	Modeling and Fit	Week 9

Table 1: 6.00.1x and 6.00.2x Assignments.

Course	N. Videos	N. Finger Exercises
6.00.1x	81	555
6.00.2x	43	177

Table 2: Resource quantities in terms of video and finger exercises, with 6.00.1x having many more than 6.00.2x.

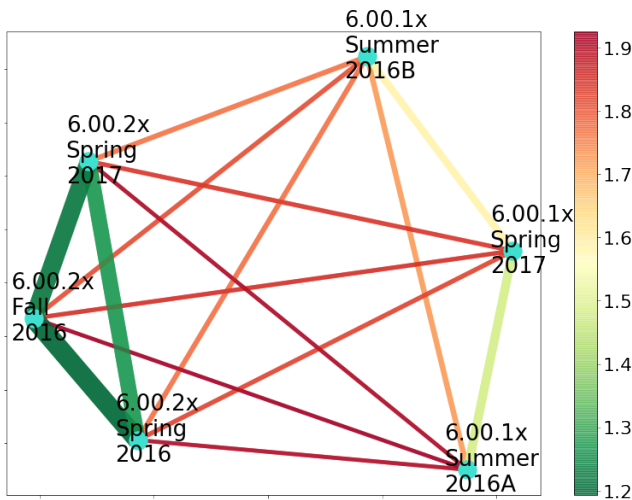


Figure 2: 2D-embedding by MDS of the Proxy A-distances between features from different courses. The colorbar shows the distance value. The color and thickness of a line segment are proportional to the pairwise distance. 6.00.2x Spring 2016 and 6.00.2x Fall 2016 are most similar while 6.00.1x Summer 2016A and 6.00.2x Fall 2016 are most dissimilar.

### 2.3 Dropout Prediction

We adopt a widely used definition of dropout: it occurs when the student no longer interacts with the MOOC platform. Because considering all click-stream event types makes the dropout labels very noisy, we define dropout based on video events (e.g. play\_video). For a week based time-granularity, the dropout week of a student is defined as the week after the student's last video interaction event. By this definition, students cannot dropout in the first week and we

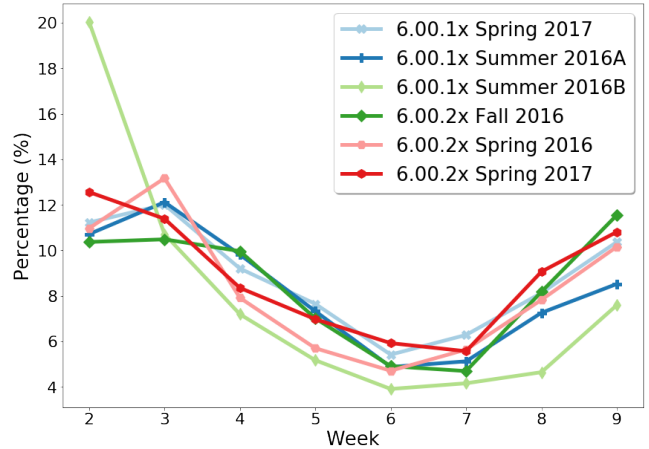


Figure 3: Percentage of students dropout in each week. X-axis shows the week and Y-axis the percentage of students that dropped out, the color shows the course.

train one for each week after the first. The percentages of student dropout in each week are shown in Figure 3.

Prediction can be based on data from the first week up to the week before the prediction. A student is characterized by a pair of time-series  $(x, y)$ . The label of a student is a single-variate time-series  $y = [y_1, \dots, y_T]$ , where  $y_k \in \{\text{False}, \text{True}\}$  indicates whether the student has dropped-out in week  $k$  and  $T$  is the total number of weeks. The feature of a student, can be represented as a multivariate time series  $x = [x_1, \dots, x_T]$ , where  $x_k$  is a set of features in week  $k$ . To predict student dropout during the course, we train  $T - 1$  models  $[f_2, \dots, f_T]$ , one for each week. The model for week  $k$  uses  $y_k$  as label, and  $[x_1, \dots, x_{k-1}]$  as features. Each model solves a binary classification problem.

## 3 TRANSFER LEARNING

In this section, we formulate the problem of transferring models between MOOC courses and then introduce our transfer methods.

### 3.1 Definition

A domain  $\mathcal{D}$  consists of two components: a feature space  $\mathcal{X}$  and a marginal probability distribution  $\text{Pr}(X)$  where  $X = \{x_i\}_{i=1}^n \subset \mathcal{X}$ . Given a specific domain, a task  $\mathcal{T}$  consists of two components: a label space  $\mathcal{Y}$  and a conditional probability distribution  $\text{Pr}(Y|X)$  where  $Y = \{y_i\}_{i=1}^n \subset \mathcal{Y}$ . Considering a source course  $S$  and target course  $T$ , the feature spaces of the source and target domains  $\mathcal{D}_S$  and  $\mathcal{D}_T$  are the same but the feature distributions are different  $\text{Pr}(X_S) \neq \text{Pr}(X_T)$ . However, the prediction tasks  $\mathcal{T}_S$  and  $\mathcal{T}_T$  for the two domains are the same, as the conditional distributions coincide  $\text{Pr}(X_S|Y_S) = \text{Pr}(X_T|Y_T)$ .

**Definition 1. Transductive Transfer Learning Problem in MOOCs** The goal of transfer learning is to improve the learning of the target predictive function  $f_T(\cdot)$  in the target domain  $\mathcal{D}_T$  using the knowledge in the source domain  $\mathcal{D}_S$ , where  $\mathcal{D}_S \neq \mathcal{D}_T$  and  $\mathcal{T}_S = \mathcal{T}_T$ . At training time, source data  $\{x_{S_i}, y_{S_i}\}_{i=1}^{n_S}$  and the unlabeled target domain features  $X_T = \{x_{T_i}\}_{i=1}^{n_T}$  are available.

Course	6.00.1x			6.00.2x		
Offering	Summer 2016A(1A)	Summer 2016B(1B)	Spring 2017(1C)	Spring 2016(2A)	Fall 2016(2B)	Spring 2017(2C)
N. students	37,363	15,199	26,011	6,774	6,945	5,893
N. events	17,333,974	7,900,908	13,176,220	2,642,528	2,501,276	2,034,539

**Table 3: Summary of the course statistics regarding number of students and events for 6.00.1x and 6.00.2x. We use the symbols in brackets to note the six courses through the rest of the paper.**

### 3.2 Transfer Learning Methods

We rely upon autoencoders to learn a representation space that is jointly common to both source and target domains. By training an autoencoder (AE) on both of the source and target features (and, in some variants, the source labels) and using a learning signal that measures the output’s distance from the input, the AE’s embedding layer between the encoder and decoder is forced to capture the common characteristics of the two distributions. There is a trade-off between the prediction model’s capability and the dimensionality of the representation space. When the reduction is small, the autoencoder can learn multiple modes in the distribution but the predictor is prone to overfit to the source task. When the reduction is large, the autoencoder can only learn a single mode presenting the risk that the embedding is not predictive enough.

We introduce two different transfer learning methods: 1) Passive Transfer with Transductive-PCA (**Passive-AE Transfer**) 2) Active Transfer with CORAL loss (**Active-AE Transfer**)

**3.2.1 Passive Transfer with Transductive PCA.** The work-flow is depicted in Figure 4. The target embedding is obtained in a “passive” way, as no objective functions are defined and used. First, an AE is trained on both the source and target features. Next, (Step 2 in Figure 4), using target features only, a PCA [13] transform is fit on the learned target embedding to transform the source embedding for predictive model training (Step 3) [6]. This avoids the prediction model being trained on an embedding that has learned irrelevant features from the source domain. The number of outputs of T-PCA is set to be larger than the number of predicted labels.

**3.2.2 Active Transfer with CORAL loss.** An unsupervised transfer learning method, CORAL performs a transformation to align the second-order statistics of the source and target domains [18]. This removes variations that are only present in the source domain in the learned embedding. A general transform is achieved by a deep neural network [19]. A CORAL loss is introduced as a term in the objective function because minimizing the prediction loss itself can lead to overfitting to the source domain, causing reduced performance on the target domain. Let  $C_S$  and  $C_T$  indicate the co-variance matrices of the source and target embedding  $E_S = \{\mathbf{u}_i\}_{i=1}^{n_S}$  and  $E_T = \{\mathbf{v}_i\}_{i=1}^{n_T}$ , the CORAL loss is defined as  $\mathcal{L}_{CORAL} = \frac{1}{4d^2} \|C_S - C_T\|_F^2$  where  $\|\cdot\|_F$  denotes the Frobenius norm, and  $d$  is the dimension of the common embedding space  $\mathbf{u}, \mathbf{v} \in \mathcal{E} \subseteq \mathbb{R}^d$ . While minimizing the CORAL loss alone can lead to degenerated features, jointly training the autoencoder and the embedding predictor with both losses and also the target reconstruction loss strikes a balance (Figure 5).

### 3.3 Auto-Encoders and Predictive Models

Both transfer learning methods use an AE and a predictive model, and for both autoencoding and prediction, neural networks could be used. In preliminary AE studies we used a neural network implementation of PCA as an AE baseline. We then explored using deep networks: a multi-layer perceptron, a convolutional neural network (CNN) (the order of course materials in each weeks preserves the implicit dependence in the knowledge graph, so we can apply 1D-convolution in the time domain to find the implicit learning patterns) and a Long Short-Term Memory (LSTM) network adapted for autoencoding. The LSTM AE has two 1D-convolutional layers with kernel size 1 and a bi-directional LSTM layer in the encoder and one 1D-convolutional layer with kernel size 1 and a bi-directional LSTM layer in the decoder (see Appendix A for details). In a bi-directional LSTM, two hidden layers of opposite directions are connected to the same output to make future input information reachable from the current state. We report our best results which use the LSTM AE.

Training models for prediction relies on the embedded features from the AE (or T-PCA) representations. We explored predictive modeling both with and without embedding features. We used logistic regression (LR) as a baseline of predictive model, and then compared using CNN and LSTM with architectures similar to the encoder parts of AEs. We report our best results which use CNN on top of embeddings and LSTM without embeddings (see Appendix A for details).

## 4 RELATED WORK

This section covers related work on transfer learning, representation learning with autoencoders, feature learning and dropout prediction.

A summary and investigation into transductive transfer learning are provided in [1, 17]. There are two approaches for transductive feature learning: instance-based methods motivated by importance sampling, and representation-based methods using feature learning. In this paper, we explore representation based transfer methods and use the instance based algorithm as a baseline. A previous study of transfer learning for predictive models in MOOCs uses hand-crafted features and an importance sampling method to shift the source distribution towards the target one [3]. The study also proposes some inductive transfer methods by forcing models to learn from the features within a sliding window, but the resulting transfer methods actually use the previous week dropout as the target label for the transfer setups and cannot predict the next week dropout well in an online course. A non-MOOC transfer learning study that investigates graduation rates in degree programs [11] uses *AdaBoost* and manual features.

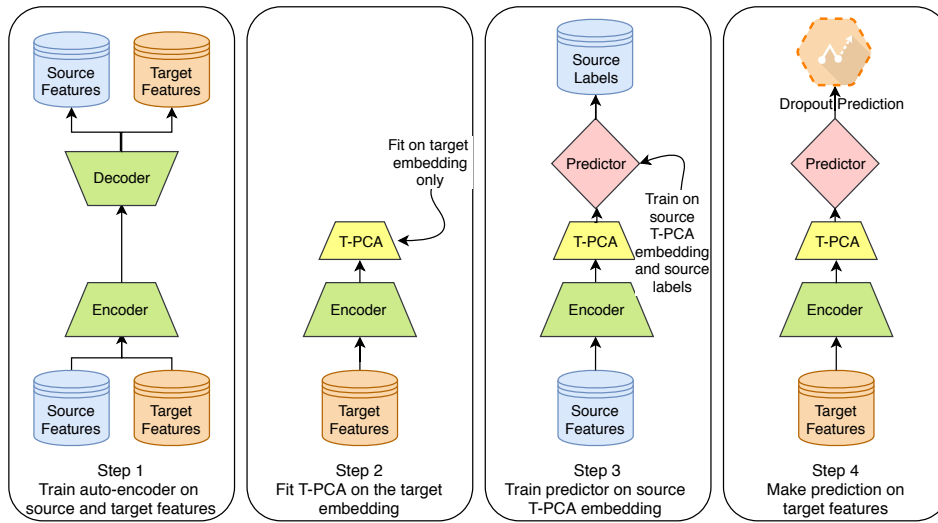


Figure 4: Passive transfer with transductive PCA.

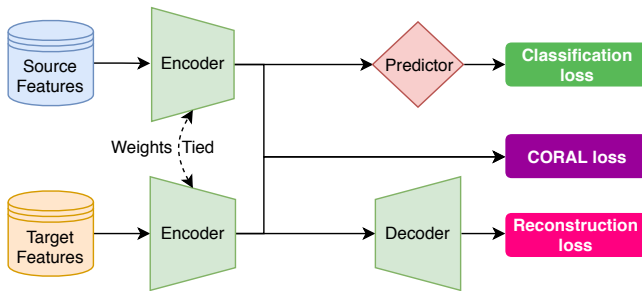


Figure 5: Active transfer with CORAL loss.

Feature identification is a critical precursor to prediction [8]. Some human selected and engineered features are page views, video interactions, forum posts and content interactions. By human and engineering we imply, respectively, that the choice of combination is made by learning design experts or researchers and elemental counts of the clickstream have to be combined to derive the feature. An extensive predictive modeling (and coincidentally dropout focused) investigation that relied upon feature engineering at scale on MOOC courses is [20]. The same study made use of crowd sourcing to engineer features. Herein we challenge convention regarding MOOC features, forgoing engineering for learning them, in the context of transfer learning. We are preceded by a study for MOOCs that used predictive engagement analytics with long short-term memory networks (LSTM) for feature learning [15].

Transfer learning is applicable to predicting any outcome variable while we arbitrarily demonstrate it with dropout prediction. There are many types of predictive models for MOOCs, e.g. dropout, certification and grade [8, 9]. Dropout is interesting to study for the purpose of different domains: A) learner personalized support and intervention. B) instructional design for adaptive material and pathway. C) educational psychology for understanding human learning. D) public policy for learner demographics. There are a variety

of related papers which investigate the dropout prediction problem [4, 5, 7, 12, 14, 21]. Most use machine learning approaches such as logistic regression (LR), support vector machine (SVM), decision trees (DT) and Neural Networks (NN).

## 5 EXPERIMENTS

We ran a massive number of experiments made possible by an efficient and scalable software framework that allows model tuning. Preliminary experiments allowed us to settle on parameters, e.g. architecture of the networks and training hyper-parameters to use throughout evaluations. We ran our entire pipeline many times with different combinations of models and architectures.

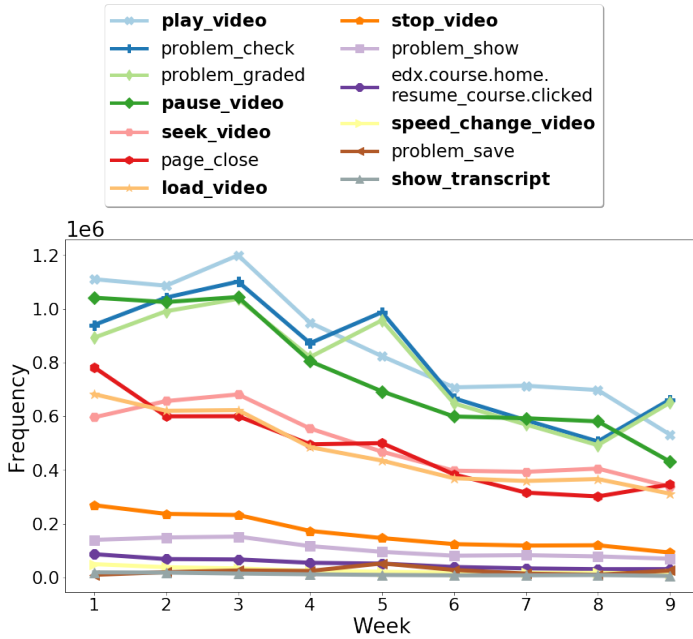
We use the area under the receiver operating characteristic curve (AUC) to measure the performance of all predictive models. Unless other stated, the AUC scores are chosen from the best performing architecture, and are averaged on all possible pairs of source and target courses and on all weeks. See Appendix B for detailed experimental configurations.

We define our input features based on the thirteen common event types, see Figure 6. These events all tend to decrease in frequency, most likely due to dropout. We also note that some events are highly correlated (e.g. `problem_check` and `problem_graded`). This is one of the motivations of representation learning on the raw features.

### 5.1 Transfer Learning Baselines

We set up four baseline models. All of them use LSTM or LSTM AE and CNN for prediction (see Appendix A), the same as **Passive-AE Transfer** and **Active-AE Transfer**.

**Label-Truth and Label-Truth-AE** These models do not use transfer learning, instead they are trained with target features and labels (retrieved retrospectively) and provide a label truth baseline. **Label-Truth-AE** uses an LSTM AE embedding for prediction. The target domain data is split into train and test and test accuracy is reported.



**Figure 6: The total frequencies of the thirteen common event types used to define the raw features in all the six courses. X-axis shows the week and Y-axis the frequency, the color shows the event type. Bold indicates video event. The events tend to decrease and some are correlated.**

**Naive Transfer** This model is learned on the source course (without using target labels) and subsequently applied to the target course.

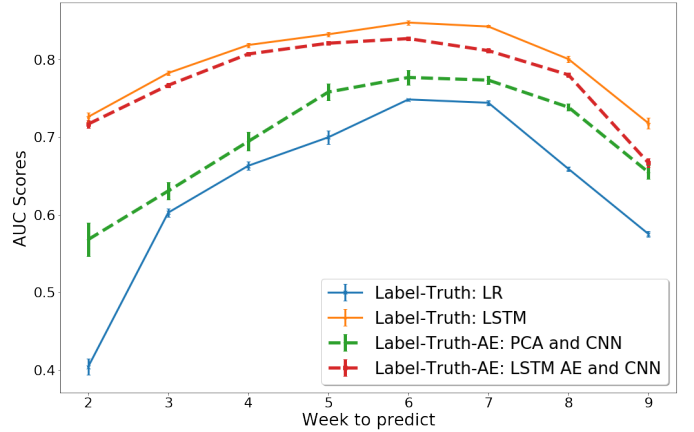
**In-Situ Learning** We learn a predictive model from the data from the on-going course itself with a sliding window [3]. For week  $k \leq 3$ , we use window size  $w = k - 2$  and apply the model trained for the previous week  $k - 1$  for prediction. It transfers between weeks of the same course and does not use the source course.

**Instance-Based Transfer** Assume the features of source and target domains are drawn from a common distribution and the difference comes from a sample selection bias. Correct this bias by giving more weight to the students in the source course that are similar to the students in the target course. The learning objective in the target domain  $\sum_{i=1}^{n_T} l(x_{T_i}, y_{T_i}, \theta)$  can be approximated by  $\sum_{i=1}^{n_S} \Pr(x_{T_i}) / \Pr(x_{S_i}) l(x_{S_i}, y_{S_i}, \theta)$ . Thus applying different loss weights  $\Pr(x_{T_i}) / \Pr(x_{S_i})$  to each instance  $x_{S_i}$  in the source domain can train a precise model for the target domain. We use the kernel-mean matching algorithm [10] to compute the weights.

## 5.2 Model Selection

First, without transferring, we compared the prediction performance of LSTM neural network with the standard logistic regression (LR), see Figure 7. The LSTM model consistently outperforms LR by a large margin. Thus we chose LSTMs.

Next, we compared the performance of predictive models using the embeddings from the AEs as input. More specifically, a CNN model trained on an embedding learned by an LSTM AE or PCA,



**Figure 7: Average AUC scores (with error bars) of predictors of different architectures on the six courses over different weeks. We can see LSTM consistently outperform LR, and the prediction performance of CNN on embedding learned by LSTM AE (which consists of eight features per week) is close to the best performance of predictors on raw features.**

see Figure 7. With bottleneck size eight, the AUC scores of the CNN and LSTM AE embedding are similar to the LSTM's. This implies that it is possible to learn a compact and effective embedding, and suggests the effective use of dimensionality reduction for transfer learning. All predictive models perform better in the middle part of the course, and their AUCs are negatively correlated with the dropout rates (see Figure 3).

## 5.3 Transfer Learning Results

We now compare the proposed transfer learning methods with the baselines and **Label-Truth** case. The transfer methods that perform best are the **Passive-AE Transfer** and **Active-AE Transfer**, even similar to the **Label-Truth** baseline. The dropout prediction performance of **Passive-AE Transfer** and **Active-AE Transfer** transfer with the baselines (**Label-Truth**, **Label-Truth-AE**, **Naive Transfer**, **In-Situ Learning**, and **Instance-Based Transfer**), for the similar pairs of source and target 6.00.1x  $\rightarrow$  6.00.1x (within offerings of one course) are shown in Table 4 and Figure 8a, and the dissimilar pairs 6.00.2x  $\rightarrow$  6.00.1x (across two courses) in Table 5 and Figure 8b. Note that the performance of **In-Situ Learning** and **Label-Truth** does not depend on the choice of source course. All transfer baselines have significantly lower average AUCs than the **Passive-AE Transfer** and **Active-AE Transfer** methods.

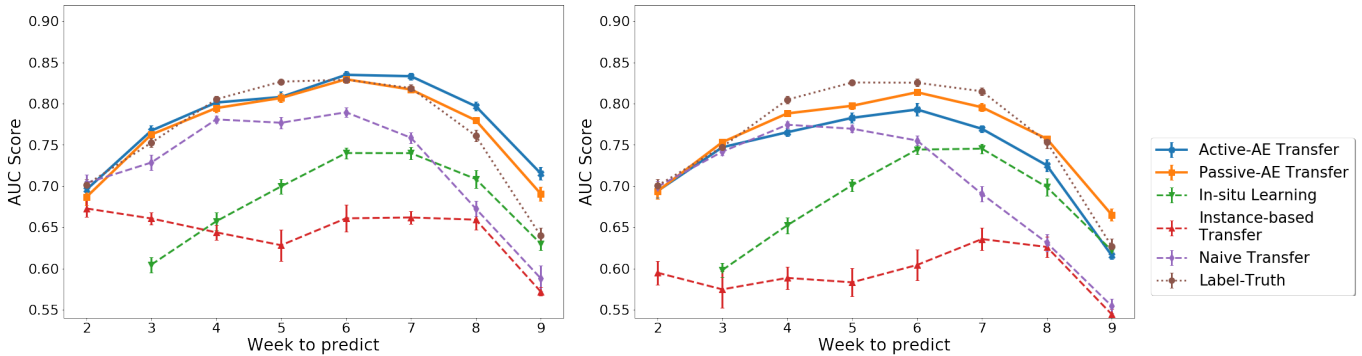
Now we analyze the average AUC per predicted week, see Figure 8. It shows that **Naive Transfer** severely overfits to the source domain from week 5. **In-Situ Learning** learning does not work well until the final weeks of the course since it applies a sliding window and a considerable proportion of information is lost when week  $k$  is small. **Instance-Based Transfer** has very poor performance on all weeks, since the raw features we used are high-dimensional and sparsely distributed, and hence obtaining a good approximation of the sampling weights is very challenging. We note that **In-Situ Learning** and **Instance-Based Transfer** struggles to outperform

	1B→1A	1C→1A	1A→1B	1C→1B	1A→1C	1B→1C	Avg.
<b>Passive-AE Transfer</b>	.758±1	.777±1	.749±2	.757±2	.801±1	.784±2	.771±2
<b>Active-AE Transfer</b>	.759±1	.788±1	.769±2	.769±2	.812±1	.792±2	.782±1
<b>In-Situ Learning</b>	.681±2		.659±2		.724±2		.688±2
<b>Instance-Based Transfer</b>	.613±1	.683±1	.608±1	.663±1	.653±1	.649±1	.645±1
<b>Naive Transfer</b>	.716±1	.756±1	.700±3	.699±3	.743±2	.736±2	.725±2
<b>Label-Truth</b>	.800±1		.773±1		.819±1		.797±1

Table 4: 6.00.1x→6.00.1x: Average AUC scores of transfer methods and the Label-Truth (no-transfer) baseline for all weeks. Transfer between offerings of the same course.

	2A→1A	2B→1A	2C→1A	2A→1B	2B→1B	2C→1B	2A→1C	2B→1C	2C→1C	Avg.
<b>Passive-AE Transfer</b>	.753±1	.752±1	.760±1	.735±2	.733±2	.745±2	.786±1	.777±1	.782±1	.758±1
<b>Active-AE Transfer</b>	.713±1	.720±1	.717±1	.734±2	.740±2	.743±2	.755±1	.751±2	.757±2	.737±2
<b>In-Situ Learning</b>	.681±2			.659±2			.724±2			.688±1
<b>Instance-Based Transfer</b>	.590±2	.569±2	.606±1	.637±3	.640±2	.600±1	.579±2	.528±1	.598±3	.594±2
<b>Naive Transfer</b>	.668±1	.700±2	.706±2	.675±3	.684±3	.676±3	.735±2	.716±2	.739±2	.702±2
<b>Label-Truth</b>	.800±1			.773±1			.819±1			.797±1

Table 5: 6.00.2x→6.00.1x: Average AUC scores of transfer methods and the Label-Truth (no-transfer) baseline on all weeks between courses.



(a) Average AUCs on the six combinations of similar courses (6.00.1x→6.00.1x).

(b) Average AUCs on the nine combinations of dissimilar courses (6.00.2x→6.00.1x).

Figure 8: Average AUC scores (with error bars) of transfer methods and the Label-Truth (no-transfer) baseline for each week on different groups of source and target combinations.

**Naive Transfer** in most cases. An important reason for this is that we used a very low level input representation (time-series of click-stream events). These methods need complex features whereas representation learning is capable of learning from simpler ones. We anticipate an improved performance for the baseline transfer methods with hand crafted features, but that is not certain and also demands a human to solve the challenge of engineering good features.

The sensitivity of some of the important parameters of the **Passive-AE Transfer** and **Active-AE Transfer** methods are also investigated in Figure 9. We analyze how the performance of passive and active transfer is correlated to the PAD and the sample size ratio between the source and target courses. We see that the **Passive-AE**

**Transfer** performs better than the **Active-AE Transfer** approach when transferring from a course with ~ 6,000 students (6.00.2x) to one with ~ 15,000 – 40,000 students (6.00.1x) (the upper right corner of Figure 9), and in the other cases the **Active-AE Transfer** often slightly outperforms the **Passive-AE Transfer**. We find that the best transfer performance is close to the **Label-Truth** baseline when both the target to source sample size ratio and the PAD are small. **Active-AE Transfer** or **Passive-AE Transfer** transfer have on average an 8% improvement compared with the **Naive Transfer** baseline in terms of AUC scores (calculated from the last columns of Table 4 and Table 5).

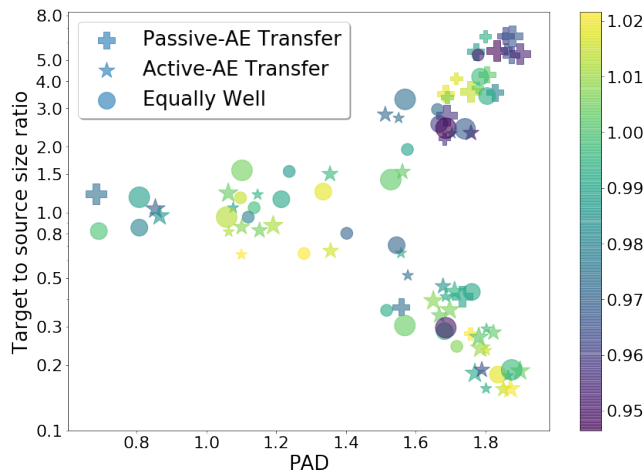
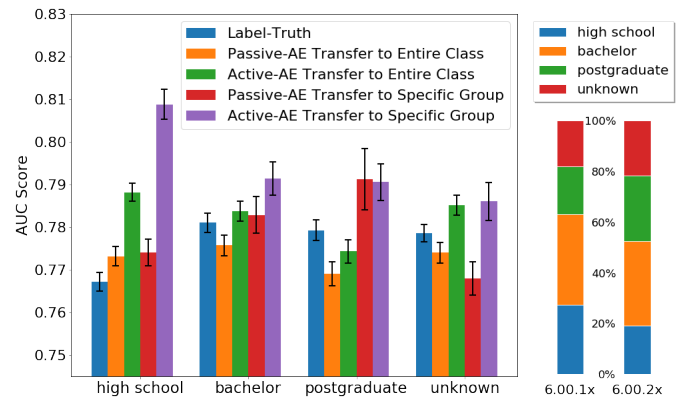


Figure 9: Scatter plot of all Passive-AE Transfer and Active-AE Transfer experiments. X-axis shows the Proxy A-distances (PAD) between the source and target input features (sub-sequences till week  $k-1$  when predicting for week  $k$ ). Y-axis shows the ratios between the number of students till week  $k-1$  in the target and source course. The shape shows the winning method among Passive-AE Transfer and Active-AE Transfer. If the difference between their AUCs is less than 1% of their averages, we consider they perform equally well. The color shows the ratio between its AUC and Label-Truth's. The size of a point positively correlates with the length of input feature sequence (prediction week  $k$ ).

#### 5.4 Experience-Based Transfer Models

The composition of a MOOC class can be very diverse, this is one of the differences compared to traditional education. Since 6.00.2x is a more in-depth course than 6.00.1x, the proportion of high school students in 6.00.2x is smaller, but there are more postgraduate students (Figure 10b). Training a predictive model for high school students on 6.00.2x can be difficult in the sense that there are not enough samples to learn from. Transferring the knowledge from 6.00.1x by the proposed methods can partially solve this problem. Equipped with the student background labels, there are two possible ways of transfer learning: transferring to the entire target class as we did in the other experiments, or considering each group of students as a target and transfer specifically to that group in an experiment. With simpler target distributions and thus easier transfer objectives, the latter approach is potent to achieve better prediction performance. We evaluate their performance when transferring from 6.00.1x to 6.00.2x as shown in Figure 10a. Where we see the average AUC on high school students is improved by active transfer, and is even further improved if we specifically transfer to the high school group. **Passive-AE Transfer** does not perform as well as **Active-AE Transfer**, since the source course has much more students than the target.



(a) Average AUCs on students with different educational backgrounds in 6.00.2x.

(b) Class compositions.

Figure 10: (a): Averages AUC scores on students with different educational backgrounds for the Label-Truth case, and the Passive-AE Transfer and Active-AE Transfer methods when transferring from 6.00.1x to an entire 6.00.2x offering or a specific group of students within that offering on all weeks on all possible source and target combinations. (b): Average percentages of students with high school, bachelor, and postgraduate degrees in 6.00.1x and 6.00.2x.

#### 5.5 Examining the Embeddings

To further investigate the impact of transfer learning methods we visualize the domain overlaps of the raw source/target features and the source/target embeddings learned by **Active-AE Transfer** and **Passive-AE Transfer** using t-Distributed Stochastic Neighbor Embedding (t-SNE) [16]. Comparing Figure 11a and Figure 11b, we see the overlap between domains is greatly increased after the representation learning with T-PCA. Figure 11c shows a comparison with the active (CORAL) method, and again we see the overlap between domains is increased. The overlaps between the empirical distributions in the t-SNE embedding space are calculated through the kernel density estimation (KDE) method with Gaussian kernel and bandwidth set to 1% of the distribution range, and are listed in Figure 11. These results strengthen the argument that the **Passive-AE Transfer** and the **Active-AE Transfer** methods can learn a transferable embedding and thus work for transfer learning.

We also tried replacing the LSTM-AE used by **Active-AE Transfer** by the neural network implementation of PCA to access the embedding as a linear transformation of the raw feature space. Now we can calculate the “weight” (the scaling factor in the direction of a feature under the PCA transformation) of a raw feature in the learned embedding, which is an indicator of how important the raw feature is for the transfer learning task. We calculate the average weights of the thirteen features on different groups of source and targets, as shown in Figure 12. The average weights on all possible transfers (the last bar) show the relative importance of each raw features, and we order the legend labels accordingly. We can see that video related events (bold) occupy the first six places, which implies they are more transferable and predictive than the others.

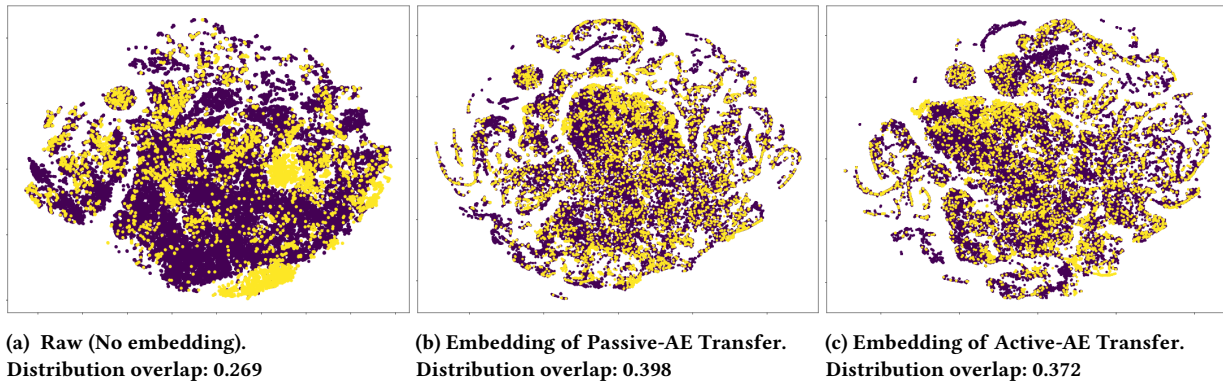


Figure 11: t-SNE embeddings of the raw features (a), the embeddings of Passive-AE Transfer method (b) and Active-AE Transfer method (c) respectively for source 6.001x Summer 2016B (blue) and target 6.002x Spring 2016 (yellow).

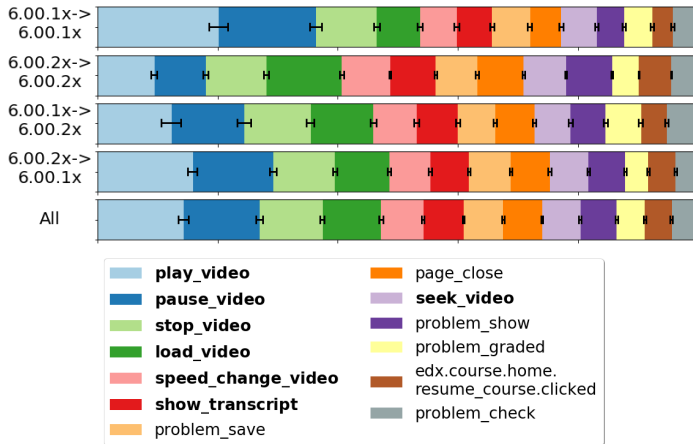


Figure 12: Compositions of the embeddings learned by Active-AE Transfer (with error bars) using the neural network implementation of PCA. The legends are ordered with decreasing importance in the average embedding (the last bar).

## 6 CONCLUSIONS

In this paper, we explored the possibilities of using deep autoencoders for transfer learning among courses in MOOCs. We proposed two methods to improve the transferability of learned embedding: the **Passive-AE Transfer** using transductive PCA to remove the variations present in the source domain but irrelevant for the target domain, and the **Active-AE Transfer** using CORAL loss to force the alignment of the second-order statistics of the source and target embeddings. Moreover, the deep transfer models solve the feature learning problem and can learn compact and effective representations from the raw features, a straight-forward representation of the click-stream. We found that our transferred models consistently outperforms the other transfer baselines and achieve similar performance compared with the label-truth (no transfer) models which are trained on the target course. In this sense, we believe that we almost solved the transfer learning problem in MOOCs.

Our research questions were answered: (1) Does representation learning improve model transfer? We evaluated transferability within offerings of two courses and across two courses. We found that transferring from a course with fewer students to one with more students **Passive-AE Transfer** was best versus **Active-AE Transfer** and baselines. In the opposite situation, **Active-AE Transfer** was best versus **Passive-AE Transfer** and baselines. Both passive and active methods approached the AUC level of the **Label-Truth** (no transfer) baseline, which learned from target labels directly. (2) Can representation-based learning work from a universal, basic set of MOOC activity features as input? We successfully used the same time series per student where the frequencies of a set of specific MOOC activity types are expressed per time unit as input to every experiment. It supported our strong transfer learning results. This suggests that, for transfer learning problems in MOOCs, in general, it is possible to eliminate costly feature engineering. (3) Can transfer learning improve recognition of minority groups? If we group similar students and transfer learn for each group independently, does predictive performance improve? We grouped students by their highest level of education and found that transfer learning with the proposed methods can help improve the prediction performance on minority groups, and transferring specifically to a target group might achieve even higher performance. (4) Is the compressed representation similar for both source and target domain? What are the embedded features that increase the transferability? We performed statistical measurements and visualizations that showed the learned representation spaces supported high domain overlap. We calculated the weights of event features in the embedding learned by **Active-AE Transfer** using PCA instead of LSTM AE and showed that video related events are more transferable and predictive than the others.

The contributions of this paper are:

- (1) We introduced two online transfer learning methods based on representation learning that improve prediction for the target course and eliminate manual feature engineering. We improve the dropout prediction AUC scores by 8% using either methods compared with the naive transfer baseline.
- (2) We introduced a straight forward data organization for input to the methods that requires no feature extraction. It is a time series

per student where the frequencies of a set of specific MOOC activity types are expressed per time unit.

(3) Through visualization and metric analysis we described the representation-based learning embeddings.

(4) We found that transfer learning for specific groups of students independently improved predictions, facilitating more specific learning support.

(5) An open source release of the pipeline in a Python MOOC learner data science analysis (mlDSA) toolkit.

Future work will investigate more possible raw representations that take course context into account, not only temporal activity.

## REFERENCES

- [1] Andrew Arnold, Ramesh Nallapati, and William W Cohen. 2007. A Comparative Study of Methods for Transductive Transfer Learning. In *ICDM Workshops*. ICDM, Carnegie Mellon University 5000 Forbes Avenue, Pittsburgh, PA, USA, 77–82.
- [2] Shai Ben-David, John Blitzer, Koby Crammer, Alex Kulesza, Fernando Pereira, and Jennifer Wortman Vaughan. 2010. A theory of learning from different domains. *Machine learning* 79, 1-2 (2010), 151–175.
- [3] Sebastien Boyer and Kalyan Veeramachaneni. 2015. Transfer Learning for Predictive Models in Massive Open Online Courses. In *Artificial Intelligence in Education*, Cristina Conati, Neil Heffernan, Antonija Mitrovic, and M. Felisa Verdejo (Eds.). Springer International Publishing, Cham, 54–63.
- [4] Concepción Burgos, MarĀja L. Campanario, David de la PeĀsa, Juan A. Lara, David Lizcano, and MarĀja A. MartĀnez. 2018. Data mining for modeling studentsĀ performance: A tutoring action plan to prevent academic dropout. *Computers & Electrical Engineering* 66 (2018), 541 – 556.
- [5] Devendra Singh Chaplot, Eunhee Rhim, and Jihie Kim. 2015. Predicting Student Attrition in MOOCs using Sentiment Analysis and Neural Networks. In *AIED Workshops (CEUR Workshop Proceedings)*, Jesus Boticario and Kasia Muldner (Eds.), Vol. 1432. CEUR-WS.org, Samsung Electronics Co., Ltd. Seoul, South Korea.
- [6] GrĀgoire Mesnil Yann Dauphin, Xavier Glorot, Salah Rifai, Yoshua Bengio, Ian Goodfellow, Erick Lavoie, Xavier Muller, Guillaume Desjardins, David Warde-Farley, Pascal Vincent, Aaron Courville, and James Bergstra. 2012. Unsupervised and Transfer Learning Challenge: a Deep Learning Approach. In *Proceedings of ICMW Workshop on Unsupervised and Transfer Learning (Proceedings of Machine Learning Research)*, Isabelle Guyon, Gideon Dror, Vincent Lemaire, Graham Taylor, and Daniel Silver (Eds.), Vol. 27. PMLR, Bellevue, Washington, USA, 97–110.
- [7] M. Fei and D. Y. Yeung. 2015. Temporal Models for Predicting Student Dropout in Massive Open Online Courses. In *2015 IEEE International Conference on Data Mining Workshop (ICDMW)*. 2015 IEEE International Conference on Data Mining Workshop (ICDMW), Department of Computer Science and Engineering, Hong Kong University of Science and Technology, 256–263. <https://doi.org/10.1109/ICDMW.2015.174>
- [8] Josh Gardner and Christopher Brooks. 2018. Student success prediction in MOOCs. *User Modeling and User-Adapted Interaction* 28, 2 (2018), 127–203.
- [9] Josh Gardner, Christopher Brooks, Juan Miguel Andres, and Ryan Baker. 2018. Replicating MOOC Predictive Models at Scale. In *Proceedings of the Fifth Annual ACM Conference on Learning at Scale (L@S '18)*. ACM, New York, NY, USA, Article 1, 10 pages. <https://doi.org/10.1145/3231644.3231656>
- [10] Jiayuan Huang, Alexander J. Smola, Arthur Gretton, Karsten M. Borgwardt, and Bernhard Scholkopf. 2006. Correcting Sample Selection Bias by Unlabeled Data. In *Proceedings of the 19th International Conference on Neural Information Processing Systems (NIPS'06)*. MIT Press, Cambridge, MA, USA, 601–608.
- [11] Xin J Hunt, Ilknur Kaynar Kabul, and Jorge Silva. 2017. Transfer Learning for Education Data. *KDD Workshop* (2017).
- [12] Sandeep Jayaprakash, Erik Moody, Eitel Lauria, James Regan, and Joshua Baron. 2014. Early Alert of Academically At-Risk Students: An Open Source Analytics Initiative. *Journal of Learning Analytics* 1, 1 (2014), 6–47. <https://doi.org/10.18608/jla.2014.11.3>
- [13] Ian T Jolliffe. 1986. Principal component analysis and factor analysis. In *Principal component analysis*. Springer, Mathematical Institute University of Kent Kent England, 115–128.
- [14] Marius Kloft, Felix Stiehler, Zhilin Zheng, and Niels Pinkwart. 2014. Predicting MOOC dropout over weeks using machine learning methods. In *Proceedings of the EMNLP 2014 Workshop on Analysis of Large Scale Social Interaction in MOOCs*. Association for Computational Linguistics, Doha, Qatar, 60–65.
- [15] Christopher Vu Le, Zachary A. Pardos, Samuel D. Meyer, and Rachel Thorp. 2018. Communication at Scale in a MOOC Using Predictive Engagement Analytics. In *Artificial Intelligence in Education - 19th International Conference, AIED 2018, London, UK, June 27-30, 2018, Proceedings, Part I*. AIED, University of California at Berkeley, Berkeley, CA 94720, USA, 239–252. [https://doi.org/10.1007/978-3-319-93843-1\\_18](https://doi.org/10.1007/978-3-319-93843-1_18)

- [16] Laurens van der Maaten and Geoffrey Hinton. 2008. Visualizing data using t-SNE. *Journal of machine learning research* 9, Nov (2008), 2579–2605.
- [17] Sinno Jialin Pan and Qiang Yang. 2010. A survey on transfer learning. *IEEE Transactions on knowledge and data engineering* 22, 10 (2010), 1345–1359.
- [18] Baochen Sun, Jiashi Feng, and Kate Saenko. 2016. Return of frustratingly easy domain adaptation. In *AAAI*, Vol. 6. AAAI Press, 2275 East Bayshore Road, Suite 160, Palo Alto, California 94303, USA, 8.
- [19] Baochen Sun and Kate Saenko. 2016. Deep coral: Correlation alignment for deep domain adaptation. In *European Conference on Computer Vision*. Springer, Springer International Publishing, Cham, 443–450.
- [20] Kalyan Veeramachaneni, Una-May O'Reilly, and Colin Taylor. 2014. Towards Feature Engineering at Scale for Data from Massive Open Online Courses. *CoRR abs/1407.5238* (2014).
- [21] Cheng Ye, John S Kinnebrew, Gautam Biswas, Brent J Evans, Douglas H Fisher, Gayathri Narasimham, and Katherine A Brady. 2015. Behavior prediction in MOOCs using higher granularity temporal information. In *Proceedings of the Second (2015) ACM Conference on Learning@ Scale*. ACM, ACM, New York, NY, USA, 335–338.

## APPENDIX

### A MODEL ARCHITECTURES

The detailed architectures of the three neural network models used by all the transfer methods and the label-truth baseline are:

**LSTM Predictive Model** Input–Conv1D(16, 1)–ReLU–Conv1D(8, 1)–ReLU–LSTM(8)–ReLU–Flatten–FC(1)–Sigmoid–Output

**LSTM AE** Input–Conv1D(12, 1)–LeakyRelu(0.2)–BLSTM(8)–LeakyRelu(0.2)–Conv1D(8, 1)–Flatten–Embedding–Reshape–BLSTM(6)–LeakyRelu(0.2)–Conv1D(13, 1)–Sigmoid–Output

**CNN Predictive Model on AE embeddings** Input–Conv1D(8, 3)–ReLU–Conv1D(8, 3)–ReLU–Flatten–FC(1)–Sigmoid–Output

Where FC( $n$ ) is a fully connect layer with  $n$  neurons, Conv1D( $n$ ,  $k$ ) is an 1D-convolutional layer with  $n$  output channels and kernel size  $k$ , LSTM( $n$ ) is a LSTM layer with  $n$  cells, LeakyReLU( $\alpha$ ) is a leaky-ReLU activation, and BLSTM( $n$ ) is a bi-directional LSTM layer with  $n$  cells.

### B EXPERIMENTAL CONFIGURATIONS

For all training, the batch size is 128, the *Adam* optimizer is used with learning rate 0.001, and the number of epochs is between 100 and 200. For all AEs, the bottleneck size is eight dimensions per time unit. For **Label-Truth** and **Label-Truth-AE**, the train-test split ratio is 4: 1. For **Passive-AE Transfer**, the number of output components of T-PCA is set to six per time unit. For **Active-AE Transfer**, the loss weights of the source prediction cross-entropy loss, the target autoencoding mean-squared error and the CORAL loss are 0.008, 1 and 1000 respectively. For each combination of training method, model architecture, source, target, and week we only train once, since all of our results are averages with low variance, and the variance from stochastic optimization here is very small (less than 1% according to our experiments).