

Iris-GAN: Learning to Generate Realistic Iris Images Using Convolutional GAN

Shervin Minaee*, AmirAli Abdolrashidi†

*New York University

†University of California, Riverside

Abstract—Generating iris images which look realistic is both an interesting and challenging problem. Most of the classical statistical models are not powerful enough to capture the complicated texture representation in iris images, and therefore fail to generate iris images which look realistic. In this work, we present a machine learning framework based on generative adversarial network (GAN), which is able to generate iris images sampled from a prior distribution (learned from a set of training images). We apply this framework to two popular iris databases, and generate images which look very realistic, and similar to the image distribution in those databases. Through experimental results, we show that the generated iris images have a good diversity, and are able to capture different part of the prior distribution. We also provide the Frechet Inception distance (FID) obtained for the generated iris images by our model, and show that our model is able to achieve very promising FID score.

I. INTRODUCTION

Iris, along with face [1], fingerprint [2], and palmprint [3], is among popular biometrics used for identity recognition and security applications. When it comes to recognition tasks, Some of the advantages iris possesses are that it can easily be sampled, it contains many rich features, and it is mostly protected from environmental factors and changing due to aging [4]. Iris recognition is widely used for security applications such as national border controls, airports, cellphone authentication.

There have been numerous approaches proposed for iris recognition. One of the earliest is the work by Daugman [5] which used 2D Gabor wavelet transform for this task. There are many other approaches based on hand-crafted features, such as Haarlet pyramid features [6], scattering features [7], and random projection based features [8]. With the rise of deep neural networks in recent years [9]–[11], there have been even more methods proposed for iris and biometrics recognition in general [12]–[15].

All biometrics, including iris, have unique patterns. Therefore, generating an iris image would not be easy at all. However, a new trend has begun in recent years using a variety of different methods. Wei et al [16] managed to generate iris images using patch-based sampling. Makthal [17] proposed to use Markov random fields (MRF) to generate synthetic iris images. Cui [18] first synthesizes iris images using principal component analysis (PCA) and then uses super-resolution to enhance them. Zuo [19] uses a “model-based anatomy-based” approach, which includes generating 3D fibers in a cylindrical shape and projecting them on a 2D field, followed by adding blur effects and eyelids.

Our work mainly is based on generative adversarial networks (GAN) [20], which provide a powerful framework for learning to generate data samples from a given distribution. A GAN is comprised of a *generative network*, which learns a training dataset’s distribution and can generate new data (sampled from the same distribution), and a *discriminative network*, which tries to distinguish real samples from the ones generated with the generator model. Since their invention, GANs have been used for various image generation tasks (such as digits, bedroom images, house numbers, faces, etc.), as well as other applications, including image super-resolution [21], generating patterns in music [22], and also in fashion [23].

With this in mind, it can be deduced that biometric images can now potentially be generated and used for various purposes, including anti-spoofing applications.

In this work, we propose an iris image generation framework based on deep convolutional generative adversarial networks (DC-GAN), which is able to generate realistic iris images, which cannot be distinguished from real ones. Figure 1 provide 8 sample images generated by our model. As we can see, the generated images with our model have iris, cornea, pupil (with different zooming), eyelashes, etc. similar to real iris images.

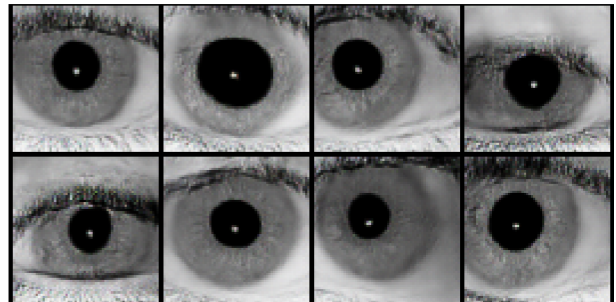


Fig. 1. Eight sample generated iris images using the proposed framework. These images are generated with a model trained on IIT Delhi Iris database.

As mentioned earlier, generative adversarial networks [20] provide a powerful framework for learning to generate data samples from a given distribution. On high level, they simultaneously train a generator and discriminator model, which the prior one learns to generate samples similar to real data, and the later one tries to discriminate real samples from “fake”, i.e. the ones generated with the generator. Since the invention of GAN, they have been widely used for various applications, and several extended version of the vanilla GAN model are

proposed. We will discuss more about some of the extensions of GANs in the next section.

The structure of the rest of this paper is as follows. Section II provides the details of our proposed framework, and the model architectures for both the generator, and discriminator networks. In Section III, we provide the experimental studies, and present the generated iris images with our proposed framework. We show the generated iris images over different epochs (for the sample input noise) to see how the generated images evolve over time. And finally the paper is concluded in Section IV.

II. THE PROPOSED FRAMEWORK

In this work we propose a generative model for iris images based on deep convolutional generative adversarial networks. To provide more details about how GANs work, the generator network in GANs learns a mapping from noise z (with a prior distribution) to a target distribution y , $G = z \rightarrow y$. The generator model, G , tries to generate samples which look similar to the “real” samples (provided during training), while the discriminator network, D , tries to distinguish the samples generated by the generator models from the “real” ones.

The general architecture of a GAN model is shown in Figure 2.

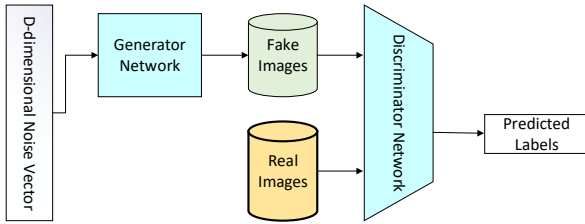


Fig. 2. The general architecture of generative adversarial networks

The loss function of GAN can be written as:

$$\mathcal{L}_{GAN} = \mathbb{E}_{x \sim p_{data}(x)} [\log D(x)] + \mathbb{E}_{z \sim p_z(z)} [\log(1 - D(G(z)))] \quad (1)$$

In which we can think of GAN, as minimax game between D and G , where D is trying to minimize its classification error in detecting fake samples from real ones (maximize the above loss function), and G is trying to maximize the discriminator network’s error (minimize the above loss function). After training this model, the trained generator model would be:

$$G^* = \arg \min_G \max_D \mathcal{L}_{GAN} \quad (2)$$

In practice, the loss function in Eq (1) above may not provide enough gradient for G to get trained well, specially at the beginning where D can easily detect fake samples from the real ones. One solution is to instead of minimizing $\mathbb{E}_{z \sim p_z(z)} [\log(1 - D(G(z)))]$, one can train it to maximize $\mathbb{E}_{z \sim p_z(z)} [\log(D(G(z)))]$.

Since invention of GAN, there have been several works trying to improve/modify GAN in different aspect. To name a few promising works, in [25], Radford and authors proposed a convolutional GAN model for generating images, which

works better than fully connected networks when used for image generation. In [26], Mirza proposed a conditional GAN model, which can generate images conditioned on class labels. This is a nice modification of the vanilla GAN model, which enables one to generate samples with a specified label. The original paper on GAN uses KL divergence to measure the distance between distributions, and a problem can happen if these distribution have non-overlapping support in which KL divergence is not a good representative of their distance. The work in [27] tries to address this issue, by proposing a new loss function based on Wasserstein distance (also known as earth mover’s distance). In [28], Zhu proposed an image to image translation model based on a cycle-consistent GAN model, which learns to map a given image distribution into a target domain (e.g. day to night images, summer to winter images, horse to zebra, etc). In [21], Ledig proposes an image super-resolution approach based on GAN, which tries to generate high-resolution version of images which look similar to the target high-resolution images. The idea of adversarial training has been also applied to auto-encoder framework, to provide an unsupervised feature learning approach [29], [30] (here the adversarial module is trying to distinguish samples for which the latent representation is coming from a prior distribution from other samples). There are many other works extending GAN models in different ways. For a detailed list of works relevant to GAN, please refer to [24].

In our work, we use a simple DC-GAN model for learning to generate iris images. In our framework, we use simple convolutional networks for both the generator and discriminator models. The discriminator model consist of 5 convolutional layers followed by batch-normalization and leaky ReLU as non-linearity. The generator model contains 5 fractionally strided convolutional layers (A.K.A. deconvolution in some literature), followed by batch-normalization and non-linearity. The architecture of our generator and discriminator networks are shown in Figure 3. It is really interesting that we are able to generate realistic iris images (as shown in experimental results) with these simple networks.

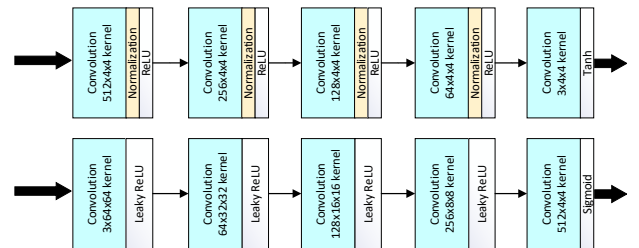


Fig. 3. The architecture of the proposed generator (top) and discriminator model (bottom) by our work.

III. EXPERIMENTAL RESULTS

Before presenting the generated images by the proposed model, let us first discuss the hyper-parameters used in our training procedure. We train the proposed model for 120 and 140 epochs (on CASIA and IIT Delhi databases respectively) using a Nvidia Tesla GPU. The batch size is set to 80, and ADAM optimizer is used to optimize the loss function, with

a learning rate of 0.0002. We also tried decaying the learning rate, but it did not change the final results significantly. The input noise to the generator network, is 100 dimensional Gaussian distribution with zero mean, unit variance. We present the details of the datasets used for our work, and also the experimental results in the following subsections.

A. Databases

In this section, we provide a quick overview of two popular iris databases used in our work, CASIA-Iris dataset [31], and IIT Delhi Iris dataset [33].

CASIA Iris Dataset: CASIA has provided multiple iris databases. In this work, we use CASIA-Iris-Thousand dataset [31], which contains 20,000 iris images from 1,000 subjects, which were collected using IKEMB-100 camera [32]. The main sources of intra-class variations in CASIA-Iris-Thousand are eyeglasses and specular reflections. Twelve sample images from this database are shown in Figure 4.

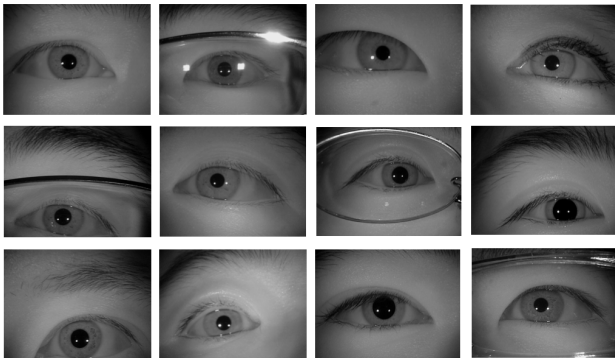


Fig. 4. Twelve sample images from CASIA-1000 Iris database.

Delhi Iris Dataset: The IIT Delhi Iris Database consists of iris images collected from the students/staff at IIT Delhi [33]- [34]. The currently available database is from 224 users. All the subjects in the database are in the age group 14-55 years comprising of 176 males and 48 females. The resolution of these images is 320x240 pixels and all these images were acquired in the indoor environment. Twelve sample images from this database are shown in Figure 5.

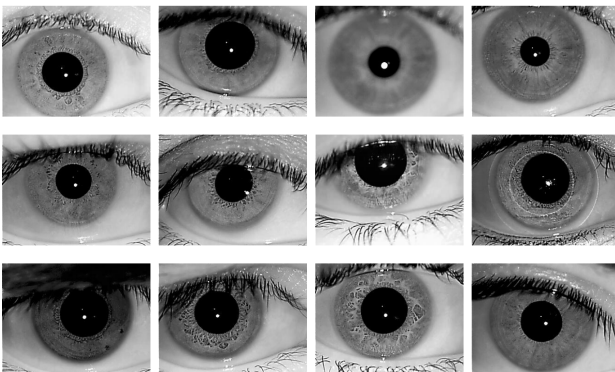


Fig. 5. 12 sample images from IIT Delhi Iris database.

B. Experimental Analysis and The Generated Iris Images

We will now present the experimental results of the proposed model on the above datasets. We trained one model per dataset in our experiments, with the same model parameters discussed above. For CASIA model, we only used images from a subset of 200 subjects to train the DC-GAN model, whereas for IIT database we used images from all 224 subjects. After training these models, we can generate different images, by sampling latent representation from our prior Gaussian distribution and feeding them to the generator network of the trained models.

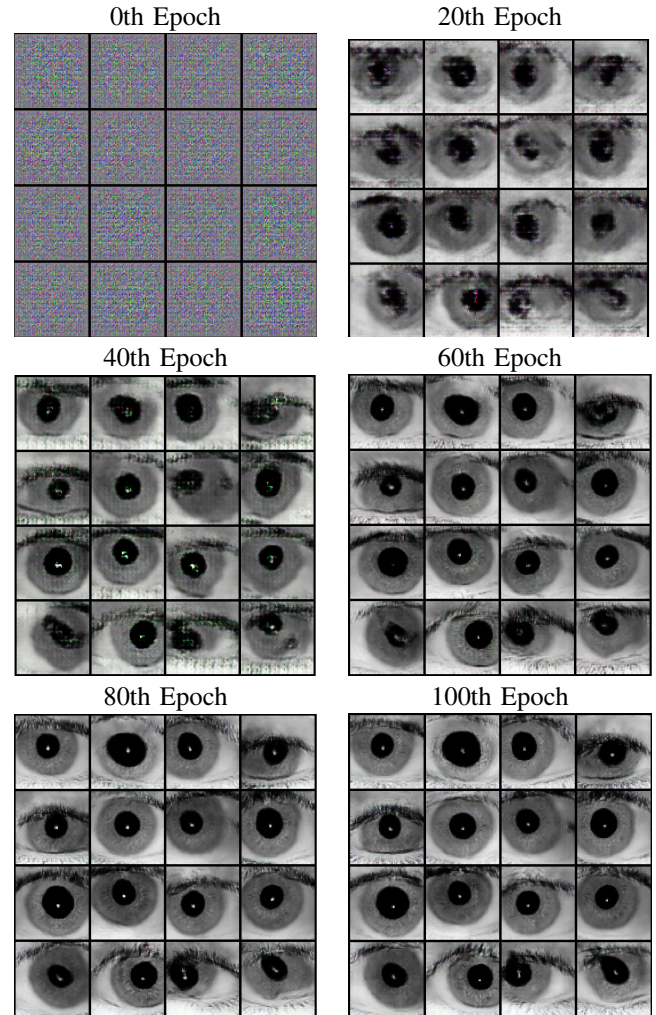


Fig. 6. 16 generated iris images using the same input noise, over different epochs.

In Figure 7, we show the generated iris images for four different latent representations, over every tenth epochs, when the model is trained on CASIA Iris dataset. This will provide more granular changes happen after training the model for 10 more epochs. As we can see, the generative model gets better and better over time, generating more realistic iris images.

In Figure 8, we show a similar results generating four samples images, using the trained model on IIT Delhi Iris dataset. We can make the same observation as above, where the generated sample images gets more realistic over time.



Fig. 7. The generated iris images for 4 input latent vectors, over 120 epochs (on every 10 epochs), using the trained model on CASIA Iris database.

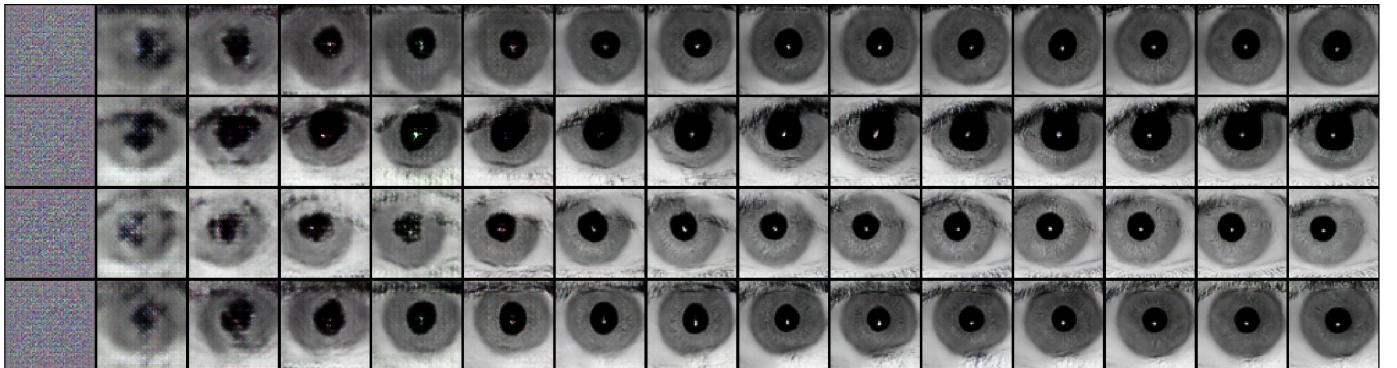


Fig. 8. The generated iris images for 4 input latent vectors, over 140 epochs (on every 10 epochs), using the trained model on IIT Delhi Iris database.

In Figure 6, we present 16 generated iris images over different epochs (0th, 20th, 40th, 60th, 80th and 100th), to see the amount of diversity among the generated images. As it can be seen, there is a good amount of diversity (in terms of the position of eyelashes, size of pupil, etc.) across the 16 generated images in this case.

We now present the discriminator and generator loss functions for the trained Iris-GAN models on CASIA and IIT Delhi iris databases. These loss functions for the models trained on CASIA and IIT Delhi databases are presented in Figures 9 and 10. As we can see, it is very hard to interpret the model performance based on the loss values.

C. Numerical Results

To measure the quality and diversity of the model numerically, we computed the Frechet Inception Distance (FID) [36] on the generated iris images by our model. FID is an extension of Inception Score (IS) [37], which was previously used for assessing the quality of generated images. FID compares the statistics of generated samples to real samples, using the Frechet distance between two multivariate Gaussians, defined as below:

$$\mathbf{FID} = \|\mu_r - \mu_g\|^2 + \mathbf{Tr}(\Sigma_r + \Sigma_g - 2(\Sigma_r \Sigma_g)^{(1/2)}) \quad (3)$$

where $X_r \sim N(\mu_r, \Sigma_r)$ and $X_g \sim N(\mu_g, \Sigma_g)$ are the 2048-dimensional activations of the Inception-v3 pool3 layer for real and generated samples respectively.

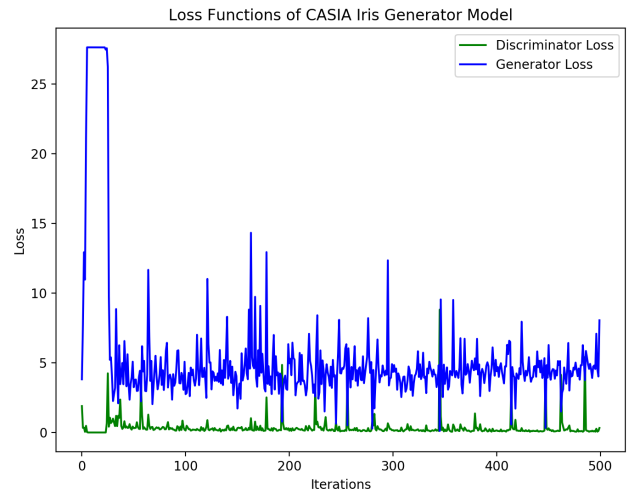


Fig. 9. The discriminator and generator loss functions over different iterations, for the CASIA model.

The FID scores by our proposed model on both CASIA-Iris and IIT Delhi iris databases are shown in Table 1. As we can see, the model achieves relatively low FID score, comparable with some of state-of-the-arts models on public image datasets.

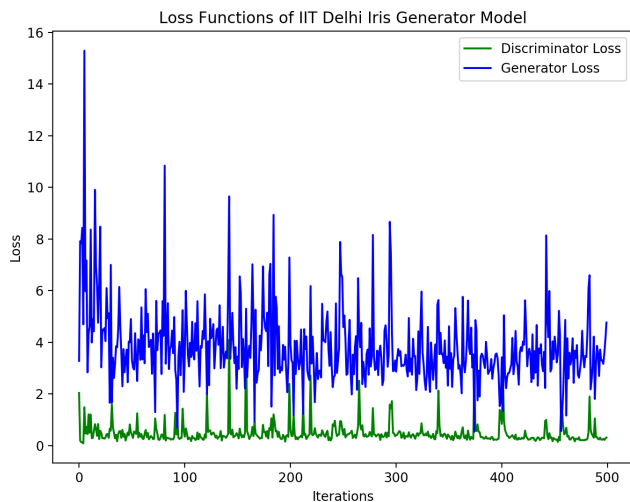


Fig. 10. The discriminator and generator loss functions over different iterations for the IIT Delhi model.

TABLE I. FRECHET INCEPTION DISTANCE ACHIEVED BY OUR MODELS TRAINED ON CASIA-1000, AND IIT-DELHI IRIS DATABASES.

Model/Database	FID score
DC-GAN/ CASIA-1000	42.1%
DC-GAN/ IIT-Delhi	41.08%

IV. CONCLUSION

In this work we propose a framework for iris image generation using deep convolutional generative adversarial networks. The generator and discriminator networks of our model contain 5 layers (each followed by batch normalization and non-linearity). These models are trained on two popular iris databases, CASIA-1000 and IIT-Delhi, and the generator network is used to generate artificial iris images. The experimental results show that the generated iris images, look very similar to real iris images in those databases, and it is very hard to distinguish them. In future, we try to extend this framework to subject specific iris image generation, as well as alternative generative models such as variational auto-encoder.

ACKNOWLEDGMENT

We would like to thank Center for Biometrics and Security Research (CASIA), IIT Delhi, and the Hong Kong Polytechnic University (PolyU) for providing us the iris databases used in this work. We would also like to thank Ian Goodfellow for his comments and suggestions regarding numerical analysis.

REFERENCES

- [1] Xie, Weidi, and Andrew Zisserman. "Multicolumn networks for face recognition." arXiv preprint arXiv:1807.09192 (2018).
- [2] Cao, Kai, and Anil K. Jain. "Automated latent fingerprint recognition." IEEE Transactions on Pattern Analysis and Machine Intelligence (2018).
- [3] Minaee, Shervin, and AmirAli Abdolrashidi. "Multispectral palmprint recognition using textural features." In Signal Processing in Medicine and Biology Symposium (SPMB), IEEE, 2014.
- [4] Daugman, John. "How iris recognition works." The essential guide to image processing. 2009. 715-739.
- [5] JG. Daugman, "High confidence visual recognition of persons by a test of statistical independence," IEEE Transactions on Pattern Analysis and Machine Intelligence, 15.11: 1148-1161, 1993.
- [6] HB Kekre, SD Thepade, J Jain, and N Agrawal. "Iris recognition using texture features extracted from haarlet pyramid." Int. J. Comput. Appl 11, no. 12 (2010): 1-5.
- [7] Minaee, Shervin, AmirAli Abdolrashidi, and Yao Wang. "Iris recognition using scattering transform and textural features." Signal Processing and Signal Processing Education Workshop, IEEE, 2015.
- [8] JK Pillai, VM Patel, R Chellappa, et al. "Secure and robust iris recognition using random projections and sparse representations." IEEE transactions on pattern analysis and machine intelligence, 2011.
- [9] A Krizhevsky, I Sutskever, GE Hinton, "Imagenet classification with deep convolutional neural networks", Advances in neural information processing systems. 2012.
- [10] He, Kaiming, et al. "Deep residual learning for image recognition." Proceedings of the IEEE conference on computer vision and pattern recognition, 2016.
- [11] J Long, E Shelhamer, T Darrell, "Fully convolutional networks for semantic segmentation", In Proceedings of the IEEE Conference on Computer Vision and Pattern Recognition, 2015.
- [12] Minaee, Shervin, AmirAli Abdolrashidi, and Yao Wang. "An experimental study of deep convolutional features for iris recognition." Signal Processing in Medicine and Biology Symposium (SPMB), 2016 IEEE. IEEE, 2016.
- [13] Al-Waisy, Alaa S., et al. "A multi-biometric iris recognition system based on a deep learning approach." Pattern Analysis and Applications 21.3: 783-802, 2018.
- [14] S Minaee and Y Wang, "Fingerprint Recognition Using Translation Invariant Scattering Network", IEEE Signal Processing in Medicine and Biology Symposium, 2015.
- [15] S Minaee and Y Wang, "Palmprint Recognition Using Deep Scattering Convolutional Network", International Symposium on Circuits and Systems, IEEE, 2017.
- [16] Wei, Zhuoshi, Tieniu Tan, and Zhenan Sun. "Synthesis of large realistic iris databases using patch-based sampling." Pattern Recognition, 2008. ICPR 2008. 19th International Conference on. IEEE, 2008.
- [17] Makthal, Sarvesh, and Arun Ross. "Synthesis of iris images using Markov random fields." Signal Processing Conference, 2005 13th European. IEEE, 2005.
- [18] Cui, Jiali, et al. "An iris image synthesis method based on PCA and super-resolution." Proceedings of the 17th International Conference on Pattern Recognition, 2004. ICPR 2004.. Vol. 4. IEEE, 2004.
- [19] Zuo, Jinyu, and Natalia A. Schmid. "A model based, anatomy based method for synthesizing iris images." International Conference on Biometrics. Springer, Berlin, Heidelberg, 2006.
- [20] I Goodfellow, J Pouget-Abadie, M Mirza, B Xu, D Warde-Farley, S Ozair, A Courville, and Y Bengio, "Generative adversarial nets." In Advances in neural information processing systems, pp. 2672-2680. 2014.
- [21] Ledig, Christian, Lucas Theis, Ferenc Huszar, Jose Caballero, Andrew Cunningham, Alejandro Acosta, Andrew P. Aitken et al. "Photo-Realistic Single Image Super-Resolution Using a Generative Adversarial Network." In CVPR, 2017.
- [22] Dieleman, Sander, Aaron van den Oord, and Karen Simonyan. "The challenge of realistic music generation: modelling raw audio at scale." Advances in Neural Information Processing Systems. 2018.

- [23] Sbai, Othman, et al. "DeSIGN: Design Inspiration from Generative Networks." arXiv preprint arXiv:1804.00921 (2018).
- [24] <https://github.com/hindupuravinash/the-gan-zoo>
- [25] Radford, Alec, Luke Metz, and Soumith Chintala. "Unsupervised representation learning with deep convolutional generative adversarial networks." arXiv preprint arXiv:1511.06434, 2015.
- [26] Mirza, Mehdi, and Simon Osindero. "Conditional generative adversarial nets." arXiv preprint arXiv:1411.1784, 2014.
- [27] Arjovsky, Martin, Soumith Chintala, and Lon Bottou. "Wasserstein gan." arXiv preprint arXiv:1701.07875, 2017.
- [28] JY Zhu, T Park, P Isola, AA Efros, "Unpaired image-to-image translation using cycle-consistent adversarial networks", arXiv preprint, 2017.
- [29] Makhzani, Alireza, Jonathon Shlens, Navdeep Jaitly, Ian Goodfellow, and Brendan Frey. "Adversarial autoencoders." arXiv preprint arXiv:1511.05644 (2015).
- [30] Shervin Minaee, Yao Wang, Alp Aygar, Sohae Chung, Xiyuan Wang, Yvonne W. Lui, Els Fieremans, Steven Flanagan, Joseph Rath, "MTBI Identification From Diffusion MR Images Using Bag of Adversarial Visual Features", arXiv preprint arXiv:1806.10419, 2018.
- [31] <http://biometrics.idealtest.org/>
- [32] <http://www.cbsr.ia.ac.cn/china/Iris%20Databases%20CH.asp>
- [33] Ajay Kumar and Arun Passi, "Comparison and combination of iris matchers for reliable personal authentication," Pattern Recognition, vol. 43, no. 3, pp. 1016-1026, Mar. 2010.
- [34] http://www4.comp.polyu.edu.hk/~csajaykr/IITD/Database_Iris.htm
- [35] Arjovsky, Martin, Soumith Chintala, and Lon Bottou. "Wasserstein generative adversarial networks." International Conference on Machine Learning. 2017.
- [36] Heusel, Martin, Hubert Ramsauer, Thomas Unterthiner, Bernhard Nessler, and Sepp Hochreiter. "Gans trained by a two time-scale update rule converge to a local nash equilibrium." In Advances in Neural Information Processing Systems, pp. 6626-6637, 2017.
- [37] T Salimans, I Goodfellow, W Zaremba, V Cheung, A Radford, and X Chen. "Improved techniques for training gan", In Advances in Neural Information Processing Systems, pp. 2234-2242, 2016.