

Priority effects between annual and perennial plants

Niv DeMalach*¹ (nivdemalach@gmail.com)

Tadashi Fukami¹

¹Department of Biology, Stanford University, Stanford, California 94305, USA

* Corresponding author: Tel. 1-650-721-1711, Fax: 1-650-723-6132

Keyword: grassland, functional traits, competition-colonization tradeoff, competition-longevity tradeoff, invasive species, coexistence, alternative stable states, fecundity, stabilizing mechanisms, life history theory, succession

BIOLOGICAL SCIENCES: Ecology

ABSTRACT

Dominance by annual species is commonly viewed as a transient state in plant succession preceding eventual perennial dominance. However, circumstantial evidence suggests that annual-perennial interactions can cause priority effects, allowing persistent annual dominance when annuals are initially more common than perennials. The necessary conditions for these potential priority effects remain unknown despite the extensive effort devoted to restoration of native perennial dominance in systems invaded by exotic annuals. Using a simple simulation model, we show that long-term (500 years) priority effects in annual-perennial interactions are possible as long as the plants have low fecundity and show a competition-longevity tradeoff such that annuals are more competitive than perennial seedlings. Short-term (up to 50 years) priority effects are even more likely: they do not require a competition-longevity tradeoff and can arise solely by low fitness differences. These results question the traditional view of annual dominance as a short transient state and suggest that conditions for priority effects must be understood to achieve successful restoration of perennial dominance.

SIGNIFICANCE

Classic ecological theory suggests that dominance by annual plants, which live for only one year, is a short transient state that is quickly replaced by perennial plants during ecological succession. It has been recently suggested, however, that annual dominance may sometimes persist if annuals are initially more common than perennials, the phenomenon known as priority effects. Analysis of a simple simulation model indicated that long-term (lasting 500 years) priority effects are possible so long as annuals are better competitors than perennial seedlings. Moreover, short-term (lasting 50 years) priority effects do not require this competitive advantage and are therefore even more likely. This finding suggests that conditions for priority effects should be understood to restore native perennial ecosystems invaded by exotic annuals.

Many plant species live for several years and reproduce multiple times, but there are also species that are annual, reproducing only once and senesce. What happens when these two strategies compete? This question has attracted ecologists for decades (1–4). Moreover, this theoretical question has direct implications for restoration and conservation as many perennial grasslands have been invaded by exotic annual species during the last centuries (5–8).

A variety of hypotheses have been proposed to explain the selective forces that favor the dominance of annual vs. perennial species. Early models of plant competition assumed a fecundity-longevity tradeoff, where the longevity of the perennials has a cost of lower fecundity due to higher allocation for storage (3, 4). These models predicted that the perennial life cycle should become more efficient as adult survival increases. Thus, in the absence of disturbance or abiotic stress leading to high mortality, perennials are expected to dominate (9–13). According to this perspective, annuals are better colonizers of empty microsites due to their higher fecundity, but their initial advantage decreases with time since perennials are better competitors. This competition-colonization tradeoff can also explain stable coexistence between annuals and perennials at a larger spatial scale. Assuming perennials are not able to fill the entire space quickly, annuals persist because of their better colonization ability (14, 15).

Various empirical data support the assumption of the competition-colonization tradeoff. In many cases, annuals do have higher fecundity than perennials (16, 17), whereas adult perennials are better competitors (6, 7). However, one feature overlooked by this competition-colonization perspective is that annuals can be more competitive than seedlings, though not adults, of perennial plants (5, 18–20). In many cases, the perennial advantage of higher longevity comes not just at the cost of lower fecundity, but also at a cost of lower competitive ability at the seedling stage, which we will refer to as the competition-longevity tradeoff.

Most previous theoretical models predict a single final state into which the system converges independently of initial conditions (10, 14, 15, 21). An alternative view that has been suggested verbally based on some field observations is that annual-perennial interactions are characterized by priority effects, where dominance is determined by initial conditions (5, 6, 22–24). However, this view has not been investigated using a quantitative modeling approach, leaving the necessary conditions for possible priority effects unknown. Better understanding of these priority effects may be essential for restoration projects of native perennial grasslands, which are increasingly dominated by annual plants that have been introduced anthropogenically (8, 25).

Here, we use a simple simulation model to study dominance by annuals vs. perennials as affected by initial conditions. Specifically, we investigated whether the competition-longevity tradeoff (advantage of annual species over perennial seedlings) causes priority effects under a range of parameter values that characterize realistic demographic attributes of annuals and perennials.

THE MODEL

We built a simple model for describing population dynamics of sessile organisms where the community is comprised of patches (cells) in a size of one adult individual (e.g. 26, 27). We applied an individual-based, spatially implicit version of this modeling approach (e.g. 28) with two species, one annual and one perennial, interpreted as two dominant species or two functional groups. The model describes three processes each year: establishment, seed production, and mortality.

First, at the beginning of the growing season, establishment of new recruits (annuals and perennial seedlings) occurs in patches with no adult perennials affected by annuals (i.e. adult perennials are not affected by annuals, 6). The amount of seeds of each species arriving to an

empty site is a random Poisson number with expected value (and SD) equal to the species' mean seed rain. Mean seed rain is the number of viable seeds produced by the whole population (the year before) divided by the total number of cells.

The yearly probability of an empty cell to be occupied by an annual is determined by a weighted lottery: $\frac{C \cdot S_a(t)}{C \cdot S_p(t) + S_a(t)}$, where S_a and S_p represent the number of viable seeds of the perennials and

annuals and C is a weighting factor describing competitive differences. When $C = 1$, competition is completely neutral (i.e. the probability to win is determined only based on seed density).

Higher values of C imply that the annual species is a better competitor. This equation encapsulates competition among seeds (density dependent germination and establishment, 29) as well as competition during the growing season leading to mortality of seedlings before seed set (30).

The next process after establishment is seed production by annuals and adult perennials (assuming perennial seedlings cannot produce seeds, 31). The net fecundity per annuals and perennials (f_a, f_p) is the number of viable seeds per individual of annuals and perennials.

Biologically this parameter represents the combined effect of a number of processes including seed production, seed viability, germination fraction, seed predation, and pathogens. For simplicity the model does not incorporate seed dormancy.

The last stage in each year is mortality occurring after seed set (i.e. after the end of the growing season). Survival probability differs between perennial seedlings (S_s) and perennial adults (S_p). Seedlings that do not experience mortality become adults the next year (31). Obviously, all annuals experience mortality at the end of each growing season.

While the fecundity of the annual species (f_a) is a free parameter of the model, the fecundity of the perennial species (f_p) is a function of annual fecundity and the fecundity coefficient (β):

$f_p = \beta \cdot f_a$. This coefficient, ranging from zero to one, determines the strength of fecundity

advantage. When $\beta = 1$, the two species have equal fecundity. As β decreases, the perennial species suffers from a greater fecundity disadvantage. This modeling choice allows one to disentangle the effect of fecundity advantage (determined by β) and the effect of varying the net fecundities of both species simultaneously (determined by f_a).

The parameter space we investigated is described in Table 1. We assumed that annual net fecundity (taken into account both seed production and germination fraction) is in the range of 3-300 (31–34) and perennial adult survival is 0.8-0.99 (31, 35, 36). Since preliminary investigations showed that the effect of varying seedling survival is similar to varying adult survival, we report only the effects of the latter (i.e. we assumed that seedling survival was always 0.3 following 31). We did not find any relevant data for parameterizing C or β and therefore investigated a wide range (1-10 and 0.3-1, accordingly).

For each combination of parameters, we investigated two initial conditions, annuals as “residents” (90% of the community) and as “invaders” (10% of the community). We chose this relatively high abundance of invaders in order to reduce the possibility of extinction driven only by demographic stochasticity. We investigated results on three time points, 10, 50, and 500 years, representing an optimistic estimation of short-term experiments, long-term experiments, and historical time scales (the 10-year results are reported only in the appendix).

For each combination of parameters, we averaged the results of the two simulation runs (i.e. the two initial conditions) unless there was a qualitative difference (i.e. change in dominance

between annual and perennial) in order to get a conservative estimation of the strength of priority effects.

In our stochastic model (as in the real world), coexistence for infinite time is impossible because of demographic stochasticity (37). However, since we focus only on finite time scales, our modeling framework is theoretically capable of producing long term co-occurrence (although it is very rare as explained later). In all simulation runs, the community was comprised of 10,000 patches in order to reduce (but not eliminate) the effects of drift (the difference among simulations using this community size was neglectable).

RESULTS

In accordance with the classic life-history theory, our model predicts that dominance by annuals decreases as adult survival increases (Fig. 1). Nonetheless, our model suggests that dominance is also affected by initial conditions leading to long-term (500 years) priority effects (Fig. 1c-d) as well as short-term (50 years) priority effects (Fig. 1e-f).

The long-term results (after 500 years) of the model under various parameter values are presented in Fig. 2. Priority effects (in blue) occur in the intermediate parameter space between annual dominance (yellow) and perennials dominance (black), indicating that they occur when fitness differences (*sensu* Chesson 2000) are relatively small (fitness differences are affected by S_p , β , and C). Besides small fitness differences, long-term priority effects require better competitive ability of annuals over perennials seedlings ($C > 1$) and low fecundity of both species (as affected by f_a). As competitive differences increase and fecundity decreases (which reduces the availability to increase when rare), the parameter space producing priority effects increases (Fig. 2). The model predicts that within 500 years, the less dominant species always

reach abundance below 1%, which we interpret as competitive exclusion (simulations showed that complete exclusion depends on the arbitrary choice of the number of patches).

The short-term results (after 50 years) of the model are presented in Fig. 3. In the time scale of 50 years, the parameter region of priority effects is larger than after 500 years and does not require neither competitive advantage of annuals over perennial seedlings nor low fecundity, because competitive exclusion is slow (Fig 3, regions represented by dark red and orange color indicate that the subordinate species is not yet reduced below 1%). As expected, in time scale of 10 years, dominance almost entirely depends on initial conditions (SI Appendix, Fig. S1).

Further investigation of the model shows that priority effects are not a mere result of the assumption of no temporal variability. Qualitatively similar results occur also when environmental variability is introduced (SI Appendix, Fig. S2-S3).

DISCUSSION

Our model suggests that a necessary condition for long-term priority effects (for 500 years) is a tradeoff between competitive ability at the seedling stage and longevity. This tradeoff is not essential for short-term priority effects (up to 50 years). Surprisingly, our model does not produce the long-term coexistence that has been predicted by similar models (14, 15, 26). Below we elaborate on the assumptions leading to priority effects, as opposed to coexistence, and discuss why our model produces results that seem contradictory to conventional expectations.

Conditions for priority effects

Coexistence and priority effects are thought to occur when fitness differences (sensu 38) are relatively small, i.e. between the parameter space of annual dominance and the parameter space of perennial dominance (as affected by survival probability and fecundity ratio). In this parameter space, negative frequency dependence leads to coexistence by allowing both species to increase when rare (stabilizing mechanism), whereas positive frequency dependence disadvantages species with low abundance thereby leading to priority effects (destabilizing or negative stabilizing mechanisms) (39, 40). Since our model produces only priority effects, an inevitable question is which assumptions lead to this positive frequency dependence?

Our first assumption was higher fecundity of the annual species (3, 4). This longevity-fecundity tradeoff could not produce positive nor negative frequency dependence since the species with the highest life-time fecundity should always win in the absence of any additional tradeoff (41). In accordance, priority effects occur even when this tradeoff is relaxed (i.e. when fecundity ratio $[\beta]$ is 1 in Fig. 2).

A second assumption of our model was competitive advantage of annuals over perennial seedlings (5, 18–20). This assumption leads to a tradeoff between longevity and competition, which is a necessary condition for priority effects in the long term (500 years). The better competitive ability of annuals reduces the population growth rate of perennials when they are rare since their seedlings are outcompeted by the annual species (the probability of site being empty from annual seeds by chance is low due to the high density of annuals). Conversely, the high cover of perennials reduces the population growth rate of annuals since all patches are occupied by adult perennials (seeds of the annuals are being wasted by falling on adult

perennials). Since annuals are short-lived, they are particularly prone to extinction when none of their seedlings can find a vacant site.

The model suggests that increasing net fecundity of both species simultaneously (as affected by f_a) reduces the likelihood of priority effects. In our model, priority effects are driven by low recruitment of the rare species. Increasing fecundity reduces this recruitment limitation thereby reducing priority effects. Fecundity may seem high in real plants given that some herbs produce more than 1000 seeds per individual (34). Nonetheless, low levels of net fecundity are possible in real plants (at least for some systems) since net fecundity is affected by many drivers of seed loss, including pathogens, mechanic decay, and seed predation. Moreover, the proportion of seeds becoming seedlings can be low, especially in species with high seed output (42, 43).

Comparison with previous studies

Counterintuitively, the competition-longevity tradeoff, which realizes stable coexistence in Tilman's classic patch occupancy model (26), leads to priority effects in our model. In our model, priority effects occur because the better competitor (annuals) cannot invade a community dominated by the inferior competitor (perennials), since its seeds cannot replace established adults (replacement competition, 44). In contrast, Tilman's model assumes that seeds of the best competitor immediately replace established individuals of the inferior competitor (displacement competition, 44) and therefore the less competitive species cannot prevent invasion. We believe that in the context of annual-perennial competition, our replacement assumption (where seedlings cannot replace established adult) is more realistic (see 44, 45 for a thorough discussion).

Even in Tilman's model, the competition-longevity tradeoff is less likely to explain coexistence compared to the competition-colonization tradeoff since it operates only when fecundity is low

enough to leave more than the half of the patches empty, which is unlikely (in the parameter space we used, a negligible portion of sites was empty). An analytical model focusing on the competition-colonization tradeoff that relaxed the assumption of displacement “accidentally” found priority effects in the parameter space where the better competitor has lower survival (46). Thus, we propose that the competition-longevity tradeoff could be an major driver of priority effects beyond the scope of annual-perennial interactions, e.g. in cases where savanna trees have higher longevity but lower competitive ability than grasses (47).

Our model does not incorporate a competition-colonization tradeoff since we assumed that annuals are better competitors and more fecund (i.e. better colonizers). Our assumption of higher (or equal) competitive ability of annual seedlings is probably valid for most systems, but we cannot reject the possibility that in some systems perennial seedlings are better competitors, which could allow stable coexistence based on a competition-colonization tradeoff. Nonetheless, we speculate that coexistence is often promoted by other mechanisms such as spatial and temporal variability (e.g. inferior competitor may survive in microsites with special conditions). Future extension of the model should investigate the role of priority effects in an heterogenous environment in space and time (SI Appendix, Fig. S2-S3 for a test of the robustness of the model to incorporating environmental variability).

Conclusion

According to the classic theory, the differences between annual and perennial life histories reflect an allocation tradeoff between reproduction and storage (3, 4). Here, we added a neglected dimension to this tradeoff by assuming an additional cost of longevity, i.e. reduced competitive ability at the seedling stage. This assumption is based on empirical evidence of

lower competitive ability of perennial seedlings (5, 18, 19), although its underlying causes remain unknown. A possible explanation for this tradeoff is that the lower competitive ability of perennials is related to traits such as lower specific leaf area, low leaf mass fraction, and low specific root length (16, 48, 49), which would increase longevity but reduce resource acquisition and therefore competitive ability.

Our results emphasize the importance of long transient dynamics for understanding community structure (50–52). One prediction of the model is that succession lasts only a few decades when conditions are favorable for perennials (see 10, 52 for empirical examples), whereas succession can take much longer, on the order of several hundred years, to complete when conditions are less favorable for perennials (7, 23). This prediction suggests that the traditional view of annual dominance as a transient successional stage is overly simplistic, especially under dry conditions where the advantage of the perennial life form is lower (54).

It remains unclear how common long-term priority effects are in nature. Seabloom *et al.* (7) have tested for priority effects in Californian grassland using seed addition manipulation (1,000 seeds/M²). In their study, perennials were able to invade annual-dominated communities and vice versa, a result interpreted as evidence against priority effects. However, their experimental manipulation removed recruitment limitation, which is a necessary condition for priority effects in our model. An alternative approach for investigating priority effects is using a demographic model of annual-perennial interactions. Using a model of annual plants (adopted also for perennials), Mordecai *et al.* (31) suggested that priority effects are unlikely. However, the assumptions of their model are different from ours (e.g. power-law density dependence instead of linear). As far as we know, the above studies (both from California) are the only empirical tests for long-term priority effects.

Overall, our findings suggest that priority effects occur more easily than generally thought in annual-perennial interactions. It is our hope that the simple model we have used here provides a basis for understanding conditions for priority effects in various empirical systems through system-specific parameterization. This understanding is crucial for restoration of perennial dominance, which is constantly reduced by agricultural spread (55), domestic grazing (56), and invasion by exotic annual species (6, 57).

ACKNOWLEDGMENTS

We thank Ove Eriksson, Inga Dirks, and Eyal Ben-Hur for providing us with raw data from their studies for gross estimation of the fecundity range of annual and perennial species. N.D is supported by the Rothchild fellowship. T.F is supported by Terman fellowship of Stanford University.

REFERENCES

1. Friedman J, Rubin MJ (2015) All in good time: Understanding annual and perennial strategies in plants. *Am J Bot* 102(4):497–499.
2. Cole LC (1954) The population consequences of life history phenomena. *Q Rev Biol* 29(2):103–137.
3. Iwasa Y, Cohen D (1989) Optimal growth schedule of a perennial plant. *Am Nat* 133(4):480–505.
4. Charnov EL, Schaffer WM (1973) Life-history consequences of natural selection: Cole's result revisited. *Am Nat* 107(958):791–793.
5. Young TP, Zefferman EP, Vaughn KJ, Fick S (2015) Initial success of native grasses is contingent on multiple interactions among exotic grass competition, temporal priority, rainfall and site effects. *AoB Plants* 7. doi:10.1093/aobpla/plu081.
6. Corbin JD, D'Antonio CM (2004) Competition between native perennial and exotic annual grasses: Implications for an historical invasion. *Ecology* 85(5):1273–1283.
7. Seabloom EW, Harpole WS, Reichman OJ, Tilman D (2003) Invasion, competitive dominance, and resource use by exotic and native California grassland species. *Proc Natl Acad Sci U S A* 100(23):13384–13389.
8. Hess MCM, Mesléard F, Buisson E (2019) Priority effects: Emerging principles for invasive plant species management. *Ecol Eng* 127:48–57.

9. Grime JP (1977) Evidence for existence of 3 primary strategies in plants and its relevance to ecological and evolutionary theory. *Am Nat* 111(982):1169–1194.
10. Tilman D (1990) Constraints and tradeoffs: toward a predictive theory of competition and succession. *Oikos*:3–15.
11. Huston M, Smith T (1987) Plant Succession: Life History and Competition. *Am Nat* 130(2):168–198.
12. Pickett STA, Collins SL, Armesto JJ (1987) Models, mechanisms and pathways of succession. *Bot Rev* 53(3):335–371.
13. Connell JH, Slatyer RO (1977) Mechanisms of Succession in Natural Communities and Their Role in Community Stability and Organization. *Am Nat* 111(982):1119–1144.
14. Rees M, Long MJ (1992) Germination biology and the ecology of annual plants. *Am Nat* 139(3):484–508.
15. Crawley MJ, May RM (1987) Population dynamics and plant community structure: competition between annuals and perennials. *J Theor Biol* 125(4):475–489.
16. Vico G, Manzoni S, Nkurunziza L, Murphy K, Weih M (2016) Trade-offs between seed output and life span - a quantitative comparison of traits between annual and perennial congeneric species. *New Phytol* 209(1):104–114.
17. Pimentel D, et al. (2012) Annual vs. perennial grain production. *Agric Ecosyst Environ* 161:1–9.
18. Dyer AR, Rice KJ (1997) Intraspecific and diffuse competition: the response of *Nassella*

- pulchra in a California grassland. *Ecol Appl* 7(2):484–492.
19. Hamilton JG, Holzapfel C, Mahall BE (1999) Coexistence and interference between a native perennial grass and non-native annual grasses in California. *Oecologia* 121(4):518–526.
 20. Bartolome JW, Gemmill B (1981) The ecological status of *Stipa pulchra* (poaceae) in California. *Madroño* 28:172–184.
 21. Grime JP (1977) Evidence for existence of three primary strategies in plants and its relevance to ecological and evolutionary theory. *Am Nat* 111(982):1169–1194.
 22. Stromberg MR, Griffin JR (1996) Long-Term Patterns in Coastal California Grasslands in Relation to Cultivation, Gophers, and Grazing. *Ecol Appl* 6(4):1189–1211.
 23. Jackson LE (1985) Ecological Origins of California's Mediterranean Grasses. *J Biogeogr* 12(4):349.
 24. Laycock WA (1991) *Society for Range Management Stable States and Thresholds of Range Condition on North American Rangelands: A* Available at: https://www.jstor.org/stable/4002738?seq=1&cid=pdf-reference#references_tab_contents [Accessed November 12, 2018].
 25. Young TP, Stuble KL, Balachowski JA, Werner CM (2017) Using priority effects to manipulate competitive relationships in restoration. *Restor Ecol* 25:S114–S123.
 26. Tilman D (1994) Competition and biodiversity in spatially structured habitats. *Ecology* 75(1):2–16.

27. Hastings A (1980) Disturbance, coexistence, history, and competition for space. *Theor Popul Biol* 18(3):363–373.
28. Mouquet N, Moore JL, Loreau M (2002) Plant species richness and community productivity: why the mechanism that promotes coexistence matters. *Ecol Lett* 5(1):56–65.
29. Tielbörger K, Prasse R (2009) Do seeds sense each other? Testing for density-dependent germination in desert perennial plants. *Oikos* 118(5):792–800.
30. Segre H, DeMalach N, Henkin Z, Kadmon R (2016) Quantifying competitive exclusion and competitive release in ecological communities: A conceptual framework and a case study. *PLoS One* 11(8):1–14.
31. Mordecai EA, Molinari NA, Stahlheber KA, Gross K, D’Antonio C (2015) Controls over native perennial grass exclusion and persistence in California grasslands invaded by annuals. *Ecology* 96(10):2643–2652.
32. Wainwright CE, HilleRisLambers J, Lai HR, Loy X, Mayfield MM (2018) Distinct responses of niche and fitness differences to water availability underlie variable coexistence outcomes in semi-arid annual plant communities. *J Ecol*. doi:10.1111/1365-2745.13056.
33. Dirks I, Dumbur R, Lienin P, Kleyer M, Grünzweig JM (2017) Size and Reproductive Traits Rather than Leaf Economic Traits Explain Plant-Community Composition in Species-Rich Annual Vegetation along a Gradient of Land Use Intensity. *Front Plant Sci* 8:891.
34. Jakobsson A, Eriksson O (2000) A comparative study of seed number, seed size, seedling

- size and recruitment in grassland plants. *Oikos* 88(3):494–502.
35. Fowler NL (1995) Density-Dependent Demography in Two Grasses: A Five-Year Study. *Ecology* 76(7):2145–2164.
 36. Tuomi J, et al. (2013) Prolonged dormancy interacts with senescence for two perennial herbs. *J Ecol* 101(3):566–576.
 37. Carmel Y, et al. (2017) Using exclusion rate to unify niche and neutral perspectives on coexistence. *Oikos* 126(10):1451–1458.
 38. Chesson P (2000) Mechanisms of maintenance of species diversity. *Annu Rev Ecol Syst* 31:343–366.
 39. Ke P-J, Letten AD (2018) Coexistence theory and the frequency-dependence of priority effects. *Nat Ecol Evol* 2(11):1691–1695.
 40. Fukami T, Mordecai EA, Ostling A (2016) A framework for priority effects. *J Veg Sci* 27(4):655–657.
 41. Ågren GI, Fagerström T, Agren GI, Fagerstrom T (1984) Limiting Dissimilarity in Plants: Randomness Prevents Exclusion of Species with Similar Competitive Abilities. *Oikos* 43(3):369.
 42. Ben-Hur E, Fragman-Sapir O, Hadas R, Singer A, Kadmon R (2012) Functional trade-offs increase species diversity in experimental plant communities. *Ecol Lett* 15(11):1276–1282.
 43. Muller-Landau HC (2010) The tolerance-fecundity trade-off and the maintenance of

- diversity in seed size. *Proc Natl Acad Sci U S A* 107(9):4242–4247.
44. Yu DW, Wilson HB (2001) The competition-colonization trade-off is dead; long live the competition-colonization trade-off. *Am Nat* 158(1):49–63.
 45. Calcagno V, Mouquet N, Jarne P, David P (2006) Coexistence in a metacommunity: the competition-colonization trade-off is not dead. *Ecol Lett* 9(8):897–907.
 46. Kisdi E, Geritz SAH (2003) On the coexistence of perennial plants by the competition-colonization trade-off. *Am Nat* 161(2):350–4.
 47. Baudena M, D'Andrea F, Provenzale A (2010) An idealized model for tree-grass coexistence in savannas: the role of life stage structure and fire disturbances. *J Ecol* 98(1):74–80.
 48. Garnier E, Laurent G (1994) Leaf anatomy, specific mass and water content in congeneric annual and perennial grass species. *New Phytol* 128(4):725–736.
 49. Roumet C, Urcelay C, Diaz S (2006) Suites of root traits differ between annual and perennial species growing in the field. *New Phytol* 170(2):357–368.
 50. Hastings A, et al. (2018) Transient phenomena in ecology. *Science* 361(6406):eaat6412.
 51. Fukami T, Nakajima M (2011) Community assembly: alternative stable states or alternative transient states? *Ecol Lett* 14(10):973–984.
 52. Fukami T, Nakajima M (2013) Complex plant-soil interactions enhance plant species diversity by delaying community convergence. *J Ecol* 101(2):316–324.
 53. Vile D, Shipley B, Garnier E (2006) A structural equation model to integrate changes in

functional strategies during old-field succession. *Ecol* 87 87:504–517.

54. Everard K, Seabloom EW, Harpole WS, de Mazancourt C (2010) Plant water use affects competition for nitrogen: why drought favors invasive species in California. *Am Nat* 175(1):85–97.
55. Tilman D, Balzer C, Hill J, Befort BL (2011) Global food demand and the sustainable intensification of agriculture. *Proc Natl Acad Sci U S A* 108(50):20260–4.
56. Diaz S, et al. (2007) Plant trait responses to grazing - a global synthesis. *Glob Chang Biol* 13(2):313–341.
57. Prober SM, Lunt ID (2009) Restoration of *Themeda australis* swards suppresses soil nitrate and enhances ecological resistance to invasion by exotic annuals. *Biol Invasions* 11(2):171–181.

Competing interests statement

The authors declare no competing financial interests.

FIGURE CAPTIONS

Fig. 1. Representative examples of population dynamics of annuals (blue lines) and perennials (red lines) as affected by initial conditions and adult survival probability (S_p). In the left column, annuals are the majority of the initial community (90%). In the right column, annuals are the minority initially (10%). Low survival probability (0.85) leads to annual dominance (upper panels). Intermediate survival ($S_p=0.95$) leads to long-term priority effects. Under high levels of adult survival, there are short-term priority effects (up to 50 years), although the perennial species dominates in the long-term. Parameter values: $S_s = 0.3$, $F_a = 5$, $\beta = 0.5$, $C = 10$

Fig. 2. Proportion of patches occupied by the annual species ('a' in the legend) after 500 years as affected by competitive differences among seedlings (C), annual fecundity (F_a), fecundity ratio (β), and adult survival (S_p). The results (of each parameter combination) are the mean proportion of two simulations starting from different initial abundances (10% and 90% of annuals). The cases where the dominant species depends on initial conditions (i.e. when annuals comprised more than 50% in one simulation and less than 50% in the other simulation) are categorized as priority effects.

Fig. 3. Proportion of patches occupied by the annual species ('a' in the legend) after 50 years. Symbols are as in Fig. 2.

Table 1. Parameters of the models

Symbol	Description (units)	Value(s)
C	Competitive difference among seedlings (unitless)	1,3,30
F_a	Net fecundity of annuals (viable seeds/year)	3,10,300
β	Ratio between annual and perennial fecundities (fraction)	0.3-1
S_s	Survival probability of perennial seedlings (fraction/year)	0.3
S_p	Survival probability of adult perennials (fraction/year)	0.8-0.99

Fig. 1.

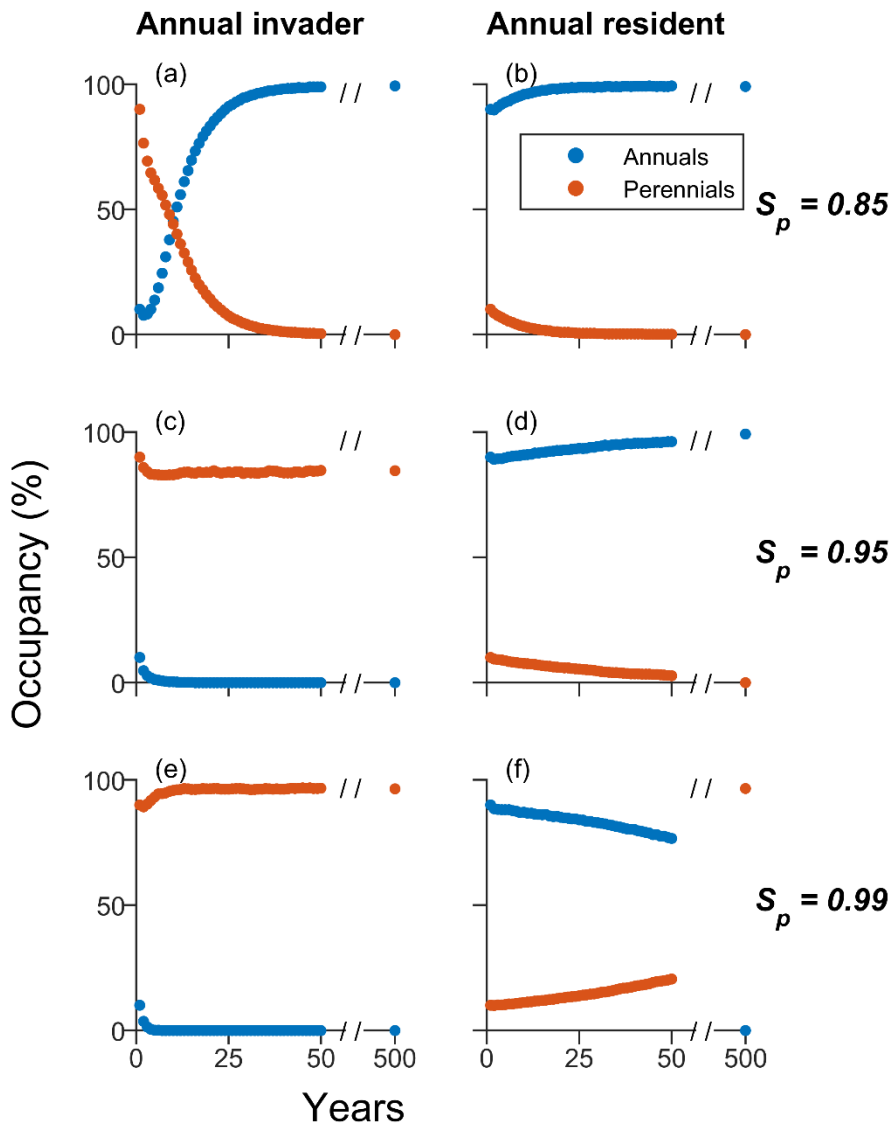


Fig. 2.

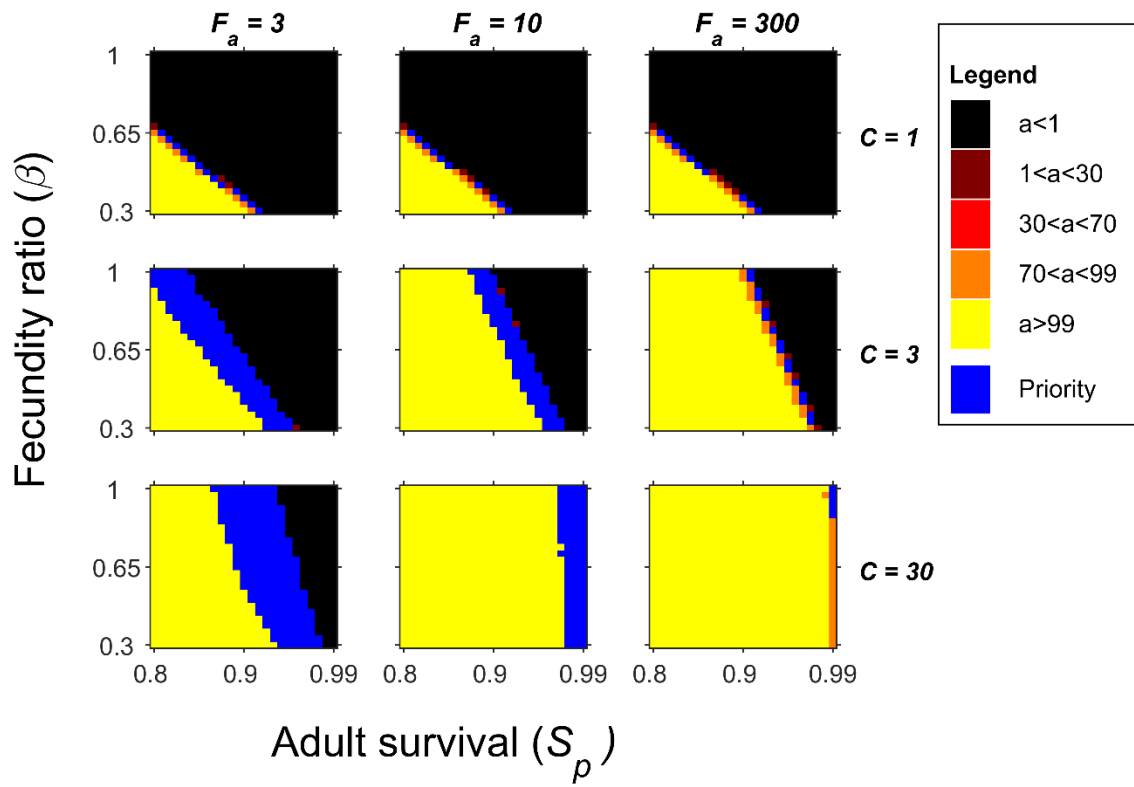
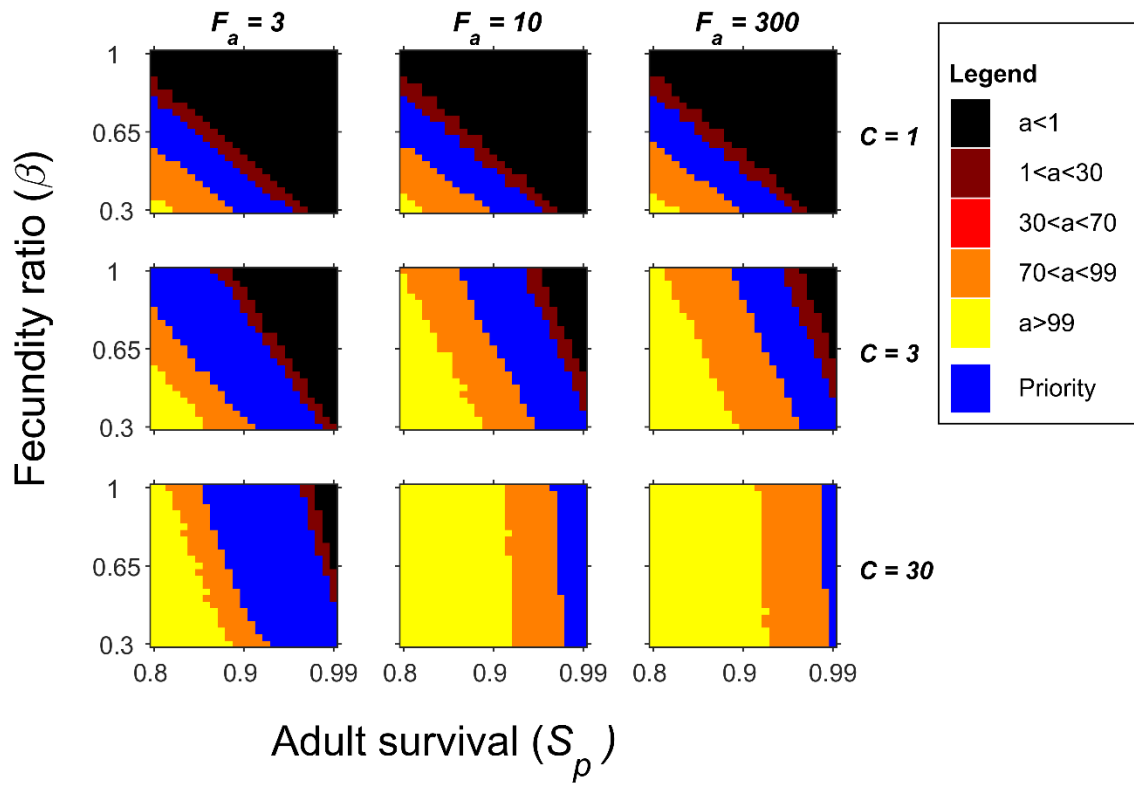


Fig.3.



SUPPORTING INFORMATION

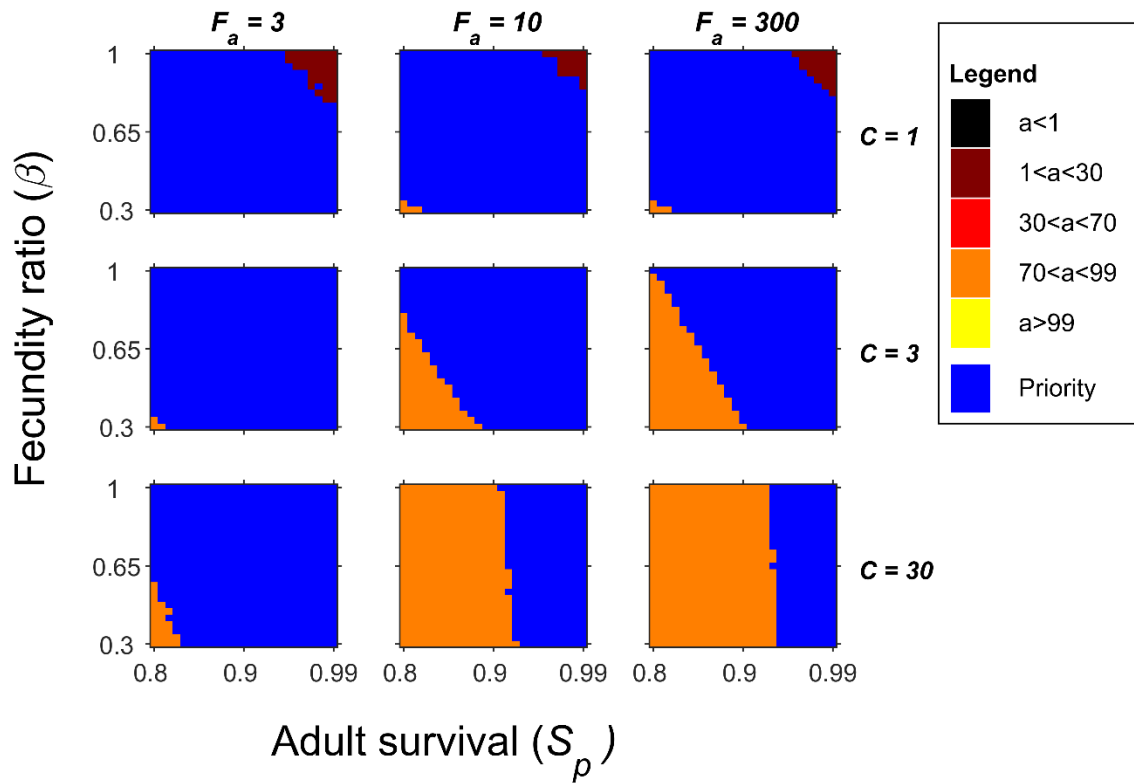


Fig. S1. Proportion of patches occupied by the annual species (a) after 10 timesteps (years). Symbols are as in Fig. 2.

Appendix S1

We investigated whether environmental variability reduces the strength of priority effects. Hence, we assumed that competitive difference (C) among new recruits varies among years. Competitive differences were a random log-normal variable with a mean of 1, 3, or 30, and SD of 3 for the associated normal distributions (Fig. S2). This approach allowed incorporating variation in time while keeping the mean conditions as in the main simulations (as presented in Fig 2). We found that the effect of environmental variation was minor (Fig. S3).

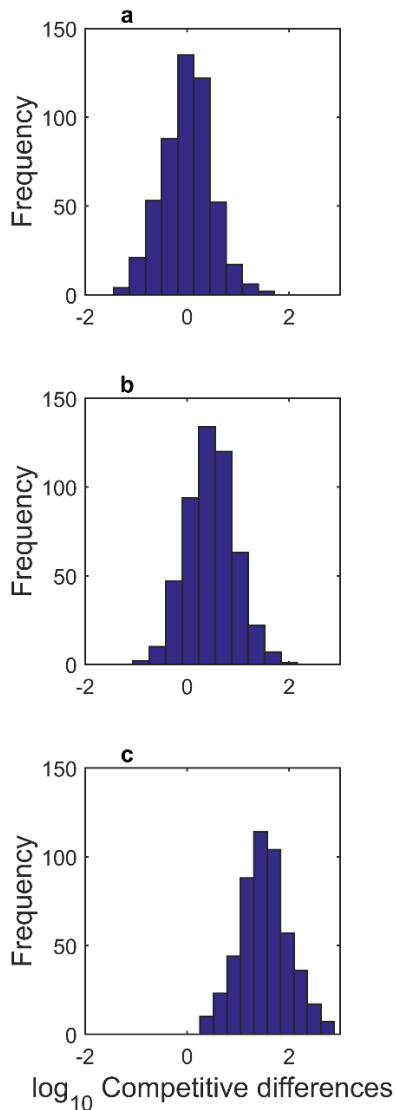


Fig. S2. Histograms of competitive differences (C) in the simulation (note the logarithmic scale) where environmental variability was incorporated. (a) mean = 1 (b) mean = 3 (c) mean = 30. These values refer to the upper, middle and lower panels in Fig S2.

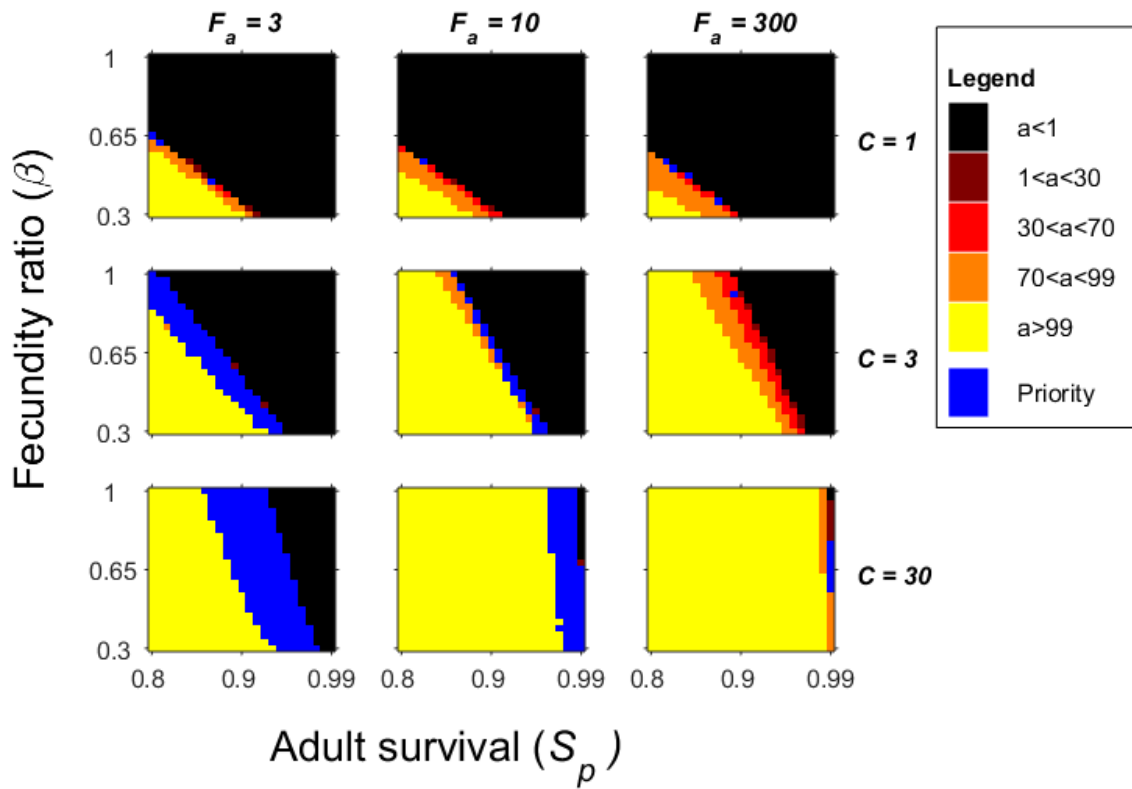


Fig. S3. Proportion of patches occupied by the annual species (a) after 500 timesteps (years). Competitive differences in each timestep were drawn from log normal distributions with (geometric) means of 1, 10, and 30. Symbols are as in Fig. 2.

