

Meson-baryon scattering up to the next-to-next-to-leading order in covariant baryon chiral perturbation theory

Jun-Xu Lu,^{1,2} Li-Sheng Geng,^{1,*} Xiu-Lei Ren,³ and Meng-Lin Du⁴

¹*School of Physics and Nuclear Energy Engineering & International
Research Center for Nuclei and Particles in the Cosmos & Beijing
Key Laboratory of Advanced Nuclear Materials and Physics,
Beihang University, Beijing 100191, China*

²*Groupe de Physique Théorique, IPN (UMR8608),
Université Paris-Sud 11, Orsay, France*

³*Ruhr-Universität Bochum, Fakultät für Physik und Astronomie,
Institut für Theoretische Physik II, D-44780 Bochum, Germany*

⁴*Helmholtz-Institut für Strahlen- und Kernphysik and Bethe Center for Theoretical Physics,
Universität Bonn, D-53115 Bonn, Germany*

Abstract

We study the scattering of a pseudoscalar meson off one ground state octet baryon in covariant baryon chiral perturbation theory (BChPT) up to the next-to-next-to-leading order. The inherent power counting breaking terms are removed within extended-on-mass-shell scheme. We perform the first combined study of the pion-nucleon and kaon-nucleon scattering data in covariant BChPT and show that it can provide a reasonable description of the experimental data. In addition, we find that it is possible to fit the experimental baryon masses and the pion-nucleon and kaon-nucleon scattering data simultaneously at this order, thus providing a consistent check on covariant BChPT. We compare the scattering lengths of all the pertinent channels with available experimental data and those of other approaches. In addition, we have studied the leading order contributions of the virtual decuplet and found that they can improve the description of the πN phase shifts near the $\Delta(1232)$ peak, while they have negligible effects on the description of the KN phase shifts.

PACS numbers: 13.60.Le, 12.39.Mk, 13.25.Jx

* E-mail: lisheng.geng@buaa.edu.cn

I. INTRODUCTION

Elastic meson-baryon scattering ¹ is a fundamental process that not only can test our understanding of the strong interaction but also plays a relevant role in the studies of the properties of single and multi baryons [1]. For instance, one can derive from pion-nucleon scattering the nucleon sigma term, which is essential to understand the quark flavor structure of the nucleon in the scalar channel and plays an important role in direct dark matter searches [2–8]. In addition, meson-baryon scattering also provides key inputs in the construction of the chiral baryon-baryon interactions and may affect the equation of state of dense matter at high densities and therefore help to understand the so-called hyperon puzzle [9–12] in explaining the existence of two-solar-mass neutron stars [13, 14]. Furthermore, meson-baryon scattering appears in the final states of heavier hadron decays and therefore becomes an integrated part in the test of the standard model [15–19] and in the search of beyond standard model physics [20]. Because of these, one has seen increasing theoretical, such as chiral perturbation theory (ChPT) [21–26] and lattice QCD [27, 28], as well as experimental interests [29–33] in meson-baryon scattering in recent years.

ChPT, as a low-energy effective field theory of QCD, plays an important role in our understanding of the nonperturbative strong interaction physics [34–37]. In particular, it provides a model independent framework to describe the dynamics of the Nambu-Goldstone bosons interacting among themselves and with other hadrons containing light (u , d , and s) quarks. For comprehensive reviews, see, e.g., Refs. [38–43].

The constraints imposed by chiral symmetry and its breaking are the most stringent on the self-interactions of the Nambu-Goldstone bosons and therefore ChPT has the largest predictive power in the pure mesonic sector. In the one-baryon sector, its predictive power decreases because a large number of unknown low energy constants (LECs) has to be introduced. As only a finite number of them appears in a particular process, this does not severely hamper its applicative power. A further complicating factor is the power counting breaking (PCB) issue. Namely, because of the large nonzero baryon masses m_0 in the chiral limit, lower order analytical terms appear in nominal higher order loop calculations, and therefore a consistent power counting is lost [37]. In the past three decades, several solutions have been proposed. The most studied ones are the heavy baryon ChPT [39, 44], the infrared (IR) baryon ChPT [45], and the extended-on-mass-shell (EOMS) baryon ChPT [46, 47]. For a short summary and comparison of these different schemes, see, e.g.,

¹ Throughout this work, mesons and baryons refer to the octet of Nambu-Goldstone bosons and the ground-state octet baryons, unless otherwise specified.

Ref. [48]. In recent years, it has been shown that both formally and empirically, the EOMS BChPT seems to be more appealing because it satisfies all the symmetry and analyticity constraints and converges relatively faster.

Although the EOMS BChPT has been successfully applied to study pion-nucleon scattering [49–55], it has not been applied to study kaon-nucleon, or more generally, meson-baryon scattering. Our present study aims to fill this gap. It is particularly timely given the extensive studies of baryon masses [56–61] and the recent attempt to construct baryon-baryon interactions using covariant BChPT [62–66].² As mentioned above, meson-baryon scattering connects these studies and provides a non-trivial test of the consistency of BChPT.

This article is organized as follows. In Sec. II, we present the theoretical formalism and calculate meson-baryon scattering amplitudes up to the next-to-next-to-leading (NNLO) order. In Sec. III, we explain in detail the renormalization of the meson-baryon scattering amplitudes. In Sec. IV, we specify how to remove ultraviolet divergences and power-counting breaking terms in the loop amplitudes. Fitting results and discussions are presented in Sec. V, followed by a short summary and outlook in Sec. VI.

II. THEORETICAL FORMALISM

In this section, we explain in detail how to calculate the meson-baryon scattering amplitudes in covariant BChPT with the EOMS scheme. As pion-nucleon scattering has been studied in this framework previously [49–52], we will highlight the new ingredients in extending the study from SU(2) to SU(3). For details similar to the SU(2) case, we refer the reader to Refs. [49–52].

A. Scattering amplitudes and partial wave phaseshifts

In the isospin limit, the standard decomposition of the meson-baryon scattering amplitude reads [37, 68],

$$T_{MB} = \bar{u}(p', s') \left[A + \frac{1}{2}(\not{q} + \not{q}')B \right] u(p, s), \quad (1)$$

where $p(p')$ and $q(q')$ are the momentum of the initial (final) baryons and mesons, respectively (see Fig. 1). Introducing the Mandelstam variables s, t, u , one can rewrite Eq. (1) in an alternative

² In a recent work [67], it was shown that one can achieve a satisfactory description of the polarized p-d scattering data below the deuteron breakup threshold and solve the long-standing A_y puzzle with the leading order relativistic 3N interaction (in the power counting of Ref. [62]).

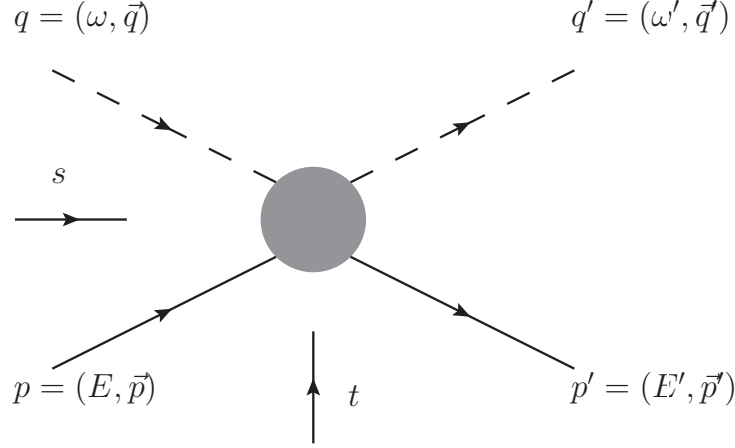


FIG. 1. Kinematics of meson-baryon scattering, where p, p', q, q' are the momenta of incoming and outgoing baryons and mesons, s and t are the Mandelstam variables. The solid lines denote baryons, and dashed lines represent mesons .

form³

$$T_{MB} = \bar{u}(p', s') \left[D + \frac{i}{m_i + m_f} \sigma^{\mu\nu} q'_\mu q_\nu B \right] u(p, s), \quad (2)$$

where $\sigma^{\mu\nu} = \frac{i}{2}[\gamma^\mu, \gamma^\nu]$ and $D = A + \frac{s-u}{2(m_i+m_f)}B$. However, as noted in Ref [51], since the leading part of A and B may cancel each other, one better use B and D to perform the low energy expansion of the scattering amplitudes when extracting the PCB terms.

The above scattering amplitudes can be projected onto specific partial waves in the following form [1]:

$$\mathcal{T}_{MB}^{l\pm} = \frac{1}{2}(f_1^l + f_2^{l\pm}), \quad (3)$$

where f_1^l and f_2^l take the forms of

$$f_1^l = \frac{\sqrt{E+m_i}\sqrt{E'+m_f}}{8\pi\sqrt{s}}(A_l + \frac{\omega\omega'}{2}B_l + (\frac{|\vec{q}|}{2(E+m_i)} + \frac{|\vec{q}'|}{2(E'+m_f)})B_l), \quad (4)$$

$$f_2^l = \frac{\sqrt{E+m_i}\sqrt{E'+m_f}|\vec{q}||\vec{q}'|}{8\pi\sqrt{s}}(\frac{B_l}{2(E+m_i)} + \frac{B_l}{2(E'+m_f)} - \frac{A_l - \frac{\omega\omega'}{2}B_l}{(E+m_i)(E'+m_f)}), \quad (5)$$

$$A_l(s) = \int_{-1}^1 A(s, t) P_l(\cos \theta) d \cos \theta, \quad (6)$$

$$B_l(s) = \int_{-1}^1 B(s, t) P_l(\cos \theta) d \cos \theta,$$

³ This can be easily checked by noting that $[\gamma^\mu, \gamma^\nu] q_\mu q'_\nu = 2(m_i + m_f)\not{q} - s + u$.

where E, E', ω, ω' are the energy of the incoming and outgoing particles in the center of mass (c.m.) frame, \vec{q} and \vec{q}' are the c.m. momentum of the incoming(outgoing) mesons, m_i and m_f are the masses of the incoming and outgoing baryons. The P_l above refers to the Legendre polynomials with angular momentum l .

From the partial wave amplitudes, one can obtain the corresponding phase shifts [69]

$$\delta_{l\pm} = \arctan\{|\vec{p}| \text{Re} f_{l\pm}(s)\}. \quad (7)$$

In the present work, we will rely on the modern partial wave analysis of the George Washington University group [70, 71] to fix the relevant LECs.⁴

B. Power counting

In ChPT, the relative importance of a certain Feynman diagram contributing to a particular process is determined by its chiral order, ν , whose size is of the order of $(p/\Lambda_\chi)^\nu$, where p denotes a generic small quantity and Λ_χ the chiral symmetry breaking scale. In the one-baryon sector, where only one baryon is involved in both the initial and the final states, the chiral order for any given Feynman diagram with L loops, V_n n -th order vertices, N_M internal meson lines, and N_B internal baryon lines, is

$$\nu = 4L + \sum_n nV_n - 2N_M - N_B. \quad (8)$$

In the present context, the small quantities or expansion parameters are

$$s - \tilde{m}^2 \sim \mathcal{O}(p), \quad t \sim \mathcal{O}(p^2), \quad m_\pi, m_K, m_\eta \sim \mathcal{O}(p), \quad m_{N,\Lambda,\Sigma,\Xi} - \tilde{m} \sim \mathcal{O}(p^2), \quad (9)$$

Note that although in principle \tilde{m} here refers to m_0 , the chiral limit baryon mass, in the study of πN and KN scattering, we set $\tilde{m} = m_N$.

C. Chiral Lagrangians

In order to calculate the meson-baryon scattering amplitudes up to the leading one-loop order, i.e., $\mathcal{O}(p^3)$, we need the following meson-meson and meson-baryon Lagrangians:

$$\mathcal{L}_{\text{eff}} = \mathcal{L}_{MM}^{(2)} + \mathcal{L}_{MM}^{(4)} + \mathcal{L}_{MB}^{(1)} + \mathcal{L}_{MB}^{(2)} + \mathcal{L}_{MB}^{(3)}, \quad (10)$$

⁴ For pion-nucleon scattering, one may also use the latest analysis based on the Roy-Steiner equation [72]. However, as our primary interest is to compare different formulations of BChPT, we choose to use the same data to fix the relevant LECs as those used by the previous studies [26, 51].

where the superscripts denote the chiral order. The lowest-order meson-meson Lagrangian is

$$\mathcal{L}_{MM}^{(2)} = \frac{F_0^2}{4} \langle D_\mu U (D^\mu U)^\dagger \rangle + \frac{F_0^2}{4} \langle \chi U^\dagger + U \chi^\dagger \rangle, \quad (11)$$

where $\chi = \text{diag}(m_\pi^2, m_\pi^2, 2m_K^2 - m_\pi^2)$, $U(\phi) = u^2(\phi) = \exp(i\frac{\phi}{F_0})$, and F_0 is the chiral limit value of the pseudoscalar decay constant. The traceless 3×3 matrix contains the pseudoscalar fields:

$$\phi = \sqrt{2} \begin{pmatrix} \frac{1}{\sqrt{2}}\pi^0 + \frac{1}{\sqrt{6}}\eta & \pi^+ & K^+ \\ \pi^- & -\frac{1}{\sqrt{2}}\pi^0 + \frac{1}{\sqrt{6}}\eta & K^0 \\ K^- & \bar{K}^0 & -\frac{2}{\sqrt{6}}\eta \end{pmatrix}. \quad (12)$$

The next-to-leading order meson-meson Lagrangian relevant to our study has the following form

$$\mathcal{L}_{MM}^{(4)} = L_4 \langle D_\mu U (D^\mu U)^\dagger \rangle \langle \chi U^\dagger + U \chi^\dagger \rangle + L_5 \langle D_\mu U (D^\mu U)^\dagger (\chi U^\dagger + U \chi^\dagger) \rangle. \quad (13)$$

The lowest order meson-baryon Lagrangian [73, 74] is

$$\mathcal{L}_{\phi B}^{(1)} = \langle \bar{B} (i\gamma^\mu D_\mu - m_0) B \rangle + \frac{D/F}{2} \langle \bar{B} \gamma^\mu \gamma_5 [u_\mu, B]_\pm \rangle, \quad (14)$$

where m_0 is the chiral limit baryon mass, the covariant derivative $D_\mu B = \partial_\mu B + [\Gamma_\mu, B]$, $\Gamma_\mu = \frac{1}{2} \{u^\dagger \partial_\mu u + u \partial_\mu u^\dagger\}$, and $u_\mu = i \{u^\dagger \partial_\mu u - u \partial_\mu u^\dagger\}$. The 3×3 traceless matrix contains the ground-state octet baryons fields:

$$B = \begin{pmatrix} \frac{1}{\sqrt{2}}\Sigma^0 + \frac{1}{\sqrt{6}}\Lambda & \Sigma^+ & p^+ \\ \Sigma^- & -\frac{1}{\sqrt{2}}\Sigma^0 + \frac{1}{\sqrt{6}}\Lambda & n^0 \\ \Xi^- & \Xi^0 & -\frac{2}{\sqrt{6}}\Lambda \end{pmatrix}. \quad (15)$$

The meson-baryon Lagrangian at order $\mathcal{O}(p^2)$ relevant to meson-baryon scattering has 14 terms of the following form [73–75]:

$$\begin{aligned} \mathcal{L}_{\phi B}^{(2)} = & b_D \langle \bar{B} \{ \chi_+, B \} \rangle + b_F \langle \bar{B} [\chi_+, B] \rangle + b_0 \langle \bar{B} B \rangle \langle \chi_+ \rangle + \\ & b_1 \langle \bar{B} [u^\mu, [u^\mu, B]] \rangle + b_2 \langle \bar{B} \{ u^\mu, \{ u^\mu, B \} \} \rangle + \\ & b_3 \langle \bar{B} \{ u^\mu, [u^\mu, B] \} \rangle + b_4 \langle \bar{B} B \rangle \langle u^\mu u_\mu \rangle + \\ & ib_5 \left(\langle \bar{B} [u^\mu, [u^\nu, \gamma_\mu D_\nu B]] \rangle - \langle \bar{B} \overleftarrow{D}_\nu [u^\nu, [u^\mu, \gamma_\mu B]] \rangle \right) + \\ & ib_6 \left(\langle \bar{B} [u^\mu, \{ u^\nu, \gamma_\mu D_\nu B \} \rangle - \langle \bar{B} \overleftarrow{D}_\nu \{ u^\nu, [u^\mu, \gamma_\mu B] \} \rangle \right) + \\ & ib_7 \left(\langle \bar{B} \{ u^\mu, \{ u^\nu, \gamma_\mu D_\nu B \} \} \rangle - \langle \bar{B} \overleftarrow{D}_\nu \{ u^\nu, \{ u^\mu, \gamma_\mu B \} \} \rangle \right) + \\ & ib_8 \left(\langle \bar{B} \gamma_\mu D_\nu B \rangle - \langle \bar{B} \overleftarrow{D}_\nu \gamma_\mu B \rangle \right) \langle u^\mu u^\nu \rangle + \\ & ic_1 \langle \bar{B} \{ [u^\mu, u^\nu], \sigma_{\mu\nu} B \} \rangle + ic_2 \langle \bar{B} [[u^\mu, u^\nu], \sigma_{\mu\nu} B] \rangle + ic_3 \langle \bar{B} u^\mu \rangle \langle u^\nu \sigma_{\mu\nu} B \rangle. \end{aligned} \quad (16)$$

The meson-baryon Lagrangian contributing to $MB \rightarrow MB$ at order $\mathcal{O}(p^3)$ has 13 terms of the following form [73–75]:

$$\begin{aligned}
\mathcal{L}_{MB}^{(3)} = & id_1 \left(\langle \bar{B} \gamma_\mu D_{\nu\rho} B [u^\mu, h^{\nu\rho}] \rangle + \langle \bar{B} \overleftarrow{D}_{\nu\rho} \gamma_\mu B [u^\mu, h^{\nu\rho}] \rangle \right) + \\
& id_2 \left(\langle \bar{B} [u^\mu, h^{\nu\rho}] \gamma_\mu D_{\nu\rho} B \rangle + \langle \bar{B} \overleftarrow{D}_{\nu\rho} [u^\mu, h^{\nu\rho}] \gamma_\mu B \rangle \right) + \\
& id_3 \left(\langle \bar{B} u^\mu \rangle \langle h^{\nu\rho} \gamma_\mu D_{\nu\rho} B \rangle - \langle \bar{B} \overleftarrow{D}_{\nu\rho} h^{\nu\rho} \rangle \langle u^\mu \gamma_\mu B \rangle \right) + \\
& id_4 \langle \bar{B} [u^\mu, h^{\mu\nu}] \gamma_\nu B \rangle + id_5 \langle \bar{B} \gamma_\nu B [u^\mu, h^{\mu\nu}] \rangle + \\
& id_6 \left(\langle \bar{B} u^\mu \rangle \langle h^{\mu\nu} \gamma_\nu B \rangle - \langle \bar{B} h^{\mu\nu} \rangle \langle u^\mu \gamma_\nu B \rangle \right) + \\
& id_7 \left(\langle \bar{B} \sigma_{\mu\nu} D_\rho B \{u^\mu, h^{\nu\rho}\} \rangle - \langle \bar{B} \overleftarrow{D}_\rho \sigma_{\mu\nu} B \{u^\mu, h^{\nu\rho}\} \rangle \right) + \\
& id_8 \left(\langle \bar{B} \{u^\mu, h^{\nu\rho}\} \sigma_{\mu\nu} D_\rho B \rangle - \langle \bar{B} \overleftarrow{D}_\rho \{u^\mu, h^{\nu\rho}\} \sigma_{\mu\nu} B \rangle \right) + \\
& id_9 \left(\langle \bar{B} u^\mu \sigma_{\mu\nu} D_\rho B h^{\nu\rho} \rangle - \langle \bar{B} \overleftarrow{D}_\rho u^\mu \sigma_{\mu\nu} B h^{\nu\rho} \rangle \right) + \\
& id_{10} \left(\langle \bar{B} \sigma_{\mu\nu} D_\rho B \rangle - \langle \bar{B} \overleftarrow{D}_\rho \sigma_{\mu\nu} B \rangle \right) \langle u^\mu h^{\nu\rho} \rangle + \\
& d_{48} \langle \bar{B} \gamma_\mu B [\chi_-, u^\mu] \rangle + d_{49} \langle \bar{B} [\chi_-, u^\mu] \gamma_\mu B \rangle + \\
& d_{50} \left(\langle \bar{B} u^\mu \rangle \langle \chi_- \gamma_\mu B \rangle - \langle \bar{B} \chi_- \rangle \langle u^\mu \gamma_\mu B \rangle \right),
\end{aligned} \tag{17}$$

where $D_{\nu\rho} = D_\nu D_\rho + D_\rho D_\nu$ and $h_{\mu\nu} = D_\mu u_\nu + D_\nu u_\mu$.

For Born terms at $\mathcal{O}(p^3)$ and vertex corrections, we also need the following Lagrangian, which contributes to $B_1 \rightarrow M_1 B_2$ and has 10 terms

$$\begin{aligned}
\mathcal{L}_{BMB}^{(3)} = & d_{38} \langle \bar{B} u^\mu \gamma_5 \gamma_\mu B \chi_+ \rangle + d_{39} \langle \bar{B} \chi_+ \gamma_5 \gamma_\mu B u^\mu \rangle + d_{40} \langle \bar{B} u^\mu \gamma_5 \gamma_\mu B \rangle \langle \chi_+ \rangle + d_{41} \langle \bar{B} \gamma_5 \gamma_\mu B u^\mu \rangle \langle \chi_+ \rangle \\
& + d_{42} \langle \bar{B} \gamma_5 \gamma_\mu B \rangle \langle u^\mu \chi_+ \rangle + d_{43} \langle \bar{B} \gamma_5 \gamma_\mu B \{u^\mu, \chi_+\} \rangle + d_{44} \langle \bar{B} \{u^\mu, \chi_+\} \gamma_5 \gamma_\mu B \rangle \\
& + d_{45} \langle \bar{B} \{ \chi_-, \gamma_5 B \} \rangle + d_{46} \langle \bar{B} [\chi_-, \gamma_5 B] \rangle + d_{47} \langle \bar{B} \gamma_5 B \rangle \langle \chi_- \rangle.
\end{aligned} \tag{18}$$

It should be noted that not all of the $\mathcal{O}(p^2)$ and $\mathcal{O}(p^3)$ terms contribute to a specific process. Particularly, for pion-nucleon and kaon-nucleon scattering, only 24 out of the total 37 LECs contribute. They are tabulated in Table II C.

For an explicit study of the matching between SU(3) and SU(2), we refer the reader to Refs. [24, 76, 77]. In doing so, one should note that the Lagrangians in Eqs. (16,17,18) do not share the same Lorentz structures with those used in SU(2). To obtain the matching relations between the LECs in the SU(2) and SU(3) Lagrangians, the following relation between D_μ and the Dirac matrix γ_μ is needed, which reads:

$$\bar{\Psi} A^\mu i D_\mu \Psi + h.c. \doteq 2m \bar{\Psi} \gamma_\mu A^\mu \Psi, \tag{19}$$

TABLE I. Independent (combinations of) LECs contributing to πN and KN scattering. For the sake of later reference, we introduce $\alpha_{1,\dots,8}, \beta_{1,\dots,8}, \gamma_{1,\dots,8}$ to denote different combinations of LECs. The units of the LECs are given in the last column.

πN	$KN_{I=0}$	$KN_{I=1}$	
$\alpha_1 = b_1 + b_2 + b_3 + 2b_4$	$\beta_1 = b_3 - b_4$	$\gamma_1 = b_1 + b_2 + b_4$	[GeV ⁻¹]
$\alpha_2 = b_5 + b_6 + b_7 + b_8$	$\beta_2 = 2b_6 - b_8$	$\gamma_2 = 2b_5 + 2b_7 + b_8$	[GeV ⁻²]
$\alpha_3 = c_1 + c_2$	$\beta_3 = 4c_1 + c_3$	$\gamma_3 = 4c_2 + c_3$	[GeV ⁻¹]
$\alpha_4 = 2b_0 + b_D + b_F$	$\beta_4 = b_0 - b_F$	$\gamma_4 = b_0 + b_D$	[GeV ⁻¹]
$\alpha_5 = d_2$	$\beta_5 = d_1 + d_2 + d_3$	$\gamma_5 = d_1 - d_2 - d_3$	[GeV ⁻⁴]
$\alpha_6 = d_4$	$\beta_6 = d_4 + d_5 + d_6$	$\gamma_6 = d_4 - d_5 + d_6$	[GeV ⁻²]
$\alpha_7 = d_8 + d_{10}$	$\beta_7 = d_7 - d_8 + d_{10}$	$\gamma_7 = d_7 + d_8 + d_{10}$	[GeV ⁻³]
$\alpha_8 = d_{49}$	$\beta_8 = d_{48} + d_{49} + d_{50}$	$\gamma_8 = d_{48} + d_{49} - d_{50}$	[GeV ⁻²]

where A^μ is an external field, and the symbol \doteq means equal up to terms of higher orders. Neglecting the possible higher order corrections, which is beyond our concern here, it is straightforward to reduce the SU(3) Lagrangians to those of their SU(2) counterparts. We notice that although the application of Eq. (19) only leads to difference of higher orders, which could be ignored from the point of view of effective field theories, it results in a reorganization of the scattering amplitudes when divided into A and B parts. As a consequence, the explicit expressions of the tree level diagrams will be different.

We would like to point out that compared to the 9 free LECs in the πN channel in SU(2) [51], we find that only 8 of them are actually independent. All of the LECs in Eq. (18), which correspond to the d_{16} and d_{18} terms of Ref. [51], eventually will not contribute to the scattering amplitudes. In the $\mathcal{O}(p^3)$ Born diagrams, the contributions from the $d_{38,\dots,44}$ terms are canceled by the corrections from vertex renormalization. The remaining part, containing d_{45}, d_{46}, d_{47} , can be absorbed into those of the $d_{48,\dots,50}$ terms via

$$2m\bar{\Psi}\gamma_5\chi_-\Psi \doteq -\bar{\Psi}\gamma_5\gamma^\mu[iD_\mu, \chi_-]\Psi + \frac{g_A}{2}\bar{\Psi}[\not{p}, \chi_-]\Psi, \quad (20)$$

where g_A refers to the axial-vector current coupling constant. The first term on the right hand side will be canceled as the $d_{38,\dots,44}$ terms do, while the second term is in the form of the $d_{48,\dots,50}$ terms.

Thus in the final scattering amplitudes, only 8 combination of the LECs will survive, which is consistent with the HBChPT study [26].

In addition, we note that the b_5, b_6, b_7 terms in the Lagrangians [Eq. (16) and Eq. (17)] are not symmetric under the exchange of the Lorentz indices μ, ν , while the b_8 term is. As a consequence, these four terms do not share the same expression. The same applies to the d_1, d_2, d_3 terms. Considering that the differences are two chiral orders higher, we supplement these terms with the terms with exchanged Lorentz indices to make these Lagrangians symmetric with respect to the exchange of Lorentz indices. For instance, the modified b_5 and d_3 terms finally utilized in our calculation read

$$\begin{aligned}
\mathcal{L}_{b_5} = & i \left(\langle \bar{B}[u^\mu, [u^\nu, \gamma_\mu D_\nu B]] \rangle - \langle \bar{B} \overleftarrow{D}_\nu [u^\nu, [u^\mu, \gamma_\mu B]] \rangle \right) \\
& + i \left(\langle \bar{B}[u^\nu, [u^\mu, \gamma_\mu D_\nu B]] \rangle - \langle \bar{B} \overleftarrow{D}_\nu [u^\mu, [u^\nu, \gamma_\mu B]] \rangle \right), \\
\mathcal{L}_{d_3} = & i \left(\langle \bar{B} u^\mu \rangle \langle h^{\nu\rho} \gamma_\mu D_{\nu\rho} B \rangle - \langle \bar{B} \overleftarrow{D}_{\nu\rho} h^{\nu\rho} \rangle \langle u^\mu \gamma_\mu B \rangle \right) \\
& - i \left(\langle \bar{B} h^{\nu\rho} \rangle \langle u^\mu \gamma_\mu D_{\nu\rho} B \rangle - \langle \bar{B} \overleftarrow{D}_{\nu\rho} u^\mu \rangle \langle h^{\nu\rho} \gamma_\mu B \rangle \right).
\end{aligned} \tag{21}$$

D. Feynman diagrams up to $\mathcal{O}(p^3)$

1. Tree level contact terms

The tree level contributions up to $\mathcal{O}(p^3)$ are shown in Fig. 2. In the present work, we focus on the πN and KN sectors. They can be organized into the following four isospin multiplets: $\pi N^{I=3/2, 1/2}$ and $KN^{I=1, 0}$. The calculation of the contact terms is rather straightforward and the corresponding results are given in Appendix A.

2. Tree level Born terms

In general, the amplitude for a Born diagram could be written as

$$\mathcal{A} = \frac{-\bar{u}_f q_f (\not{\mathcal{P}} - m_P) q_i u_i}{\mathcal{P}^2 - m_P^2}, \tag{22}$$

where u_i, \bar{u}_f refer to the spinors of the incoming or outgoing baryons, q_i and q_f are the momentum of the incoming or outgoing mesons, m_P is the mass of the baryon propagated, and \mathcal{P} is the total four momentum.

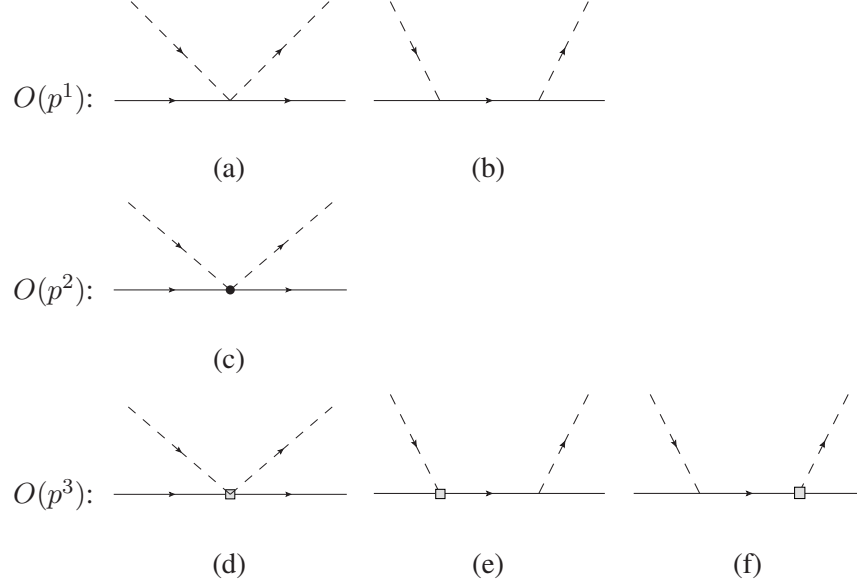


FIG. 2. Tree level diagrams contributing to meson-baryon scattering up to $O(p^3)$. The solid lines correspond to baryons, and the dashed lines represent mesons. The vertices with filled circles and hollow blocks stem from the $\mathcal{L}_{MB}^{(2)}$ and $\mathcal{L}_{MB}^{(3)}$ Lagrangians, respectively.

The Born terms at $O(p^3)$ can be categorized into two different groups. The first group contains the LECs $d_{38} \dots d_{44}$. They share the same expression as that of Eq. (22). The second group include the LECs d_{45}, d_{46}, d_{47} and their form is slightly different:

$$\mathcal{A} = \frac{i\bar{u}_f(-\not{\mathcal{P}} + m_P)\not{u}_i}{\mathcal{P}^2 - m_P^2}. \quad (23)$$

The explicit results for the Born diagrams are given in Appendix B.

3. Mass insertion diagrams

Mass insertions are induced by the SU(3) breaking corrections to the chiral limit baryon mass m_0 , which are of order $\mathcal{O}(p^2)$ and have the following explicit form:

$$\begin{aligned} \Delta_N &= 4m_K^2(b_0 + b_D - b_F) + 2m_\pi^2(b_0 + 2b_F), \\ \Delta_\Sigma &= 2m_\pi^2(b_0 + 2b_D) + 4b_0m_K^2, \\ \Delta_\Lambda &= \frac{2}{3}(m_K^2(6b_0 + 8b_D) + m_\pi^2(3b_0 - 2b_D)), \\ \Delta_\Xi &= 4m_K^2(b_0 + b_D + b_F) + 2m_\pi^2(b_0 - 2b_F). \end{aligned} \quad (24)$$

One easy way to include these corrections is to supplement the intermediate baryon mass of the Born terms with the $\mathcal{O}(p^2)$ corrections given in Eq. (24). The contribution from this part can

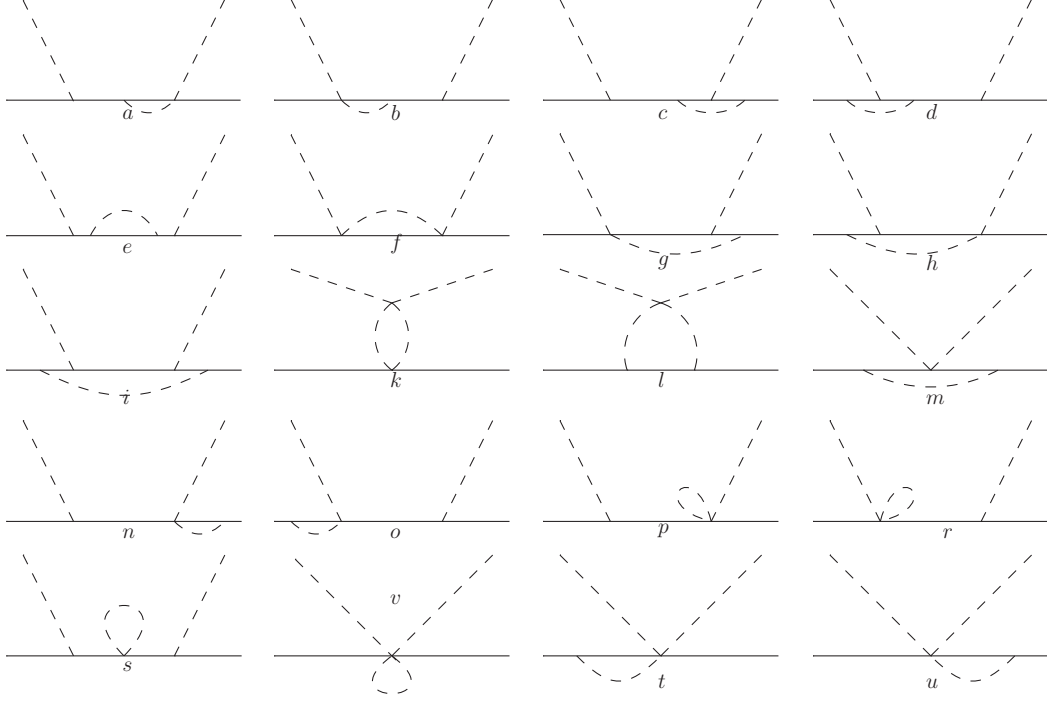


FIG. 3. Leading one-loop contributions to meson-baryon scattering up to $O(p^3)$. Note that the wave function renormalization and crossed graphs are not shown explicitly.

be automatically included if one performs a substitution of $m_0 \rightarrow m_2 = m_0 + \Delta_B$ in the mass renormalization of baryons. Thus we will not explicitly show the contribution of this part.

4. Leading one-loop diagrams

The leading one-loop contributions to meson-baryon scattering include the Feynman diagrams shown in Fig. 3.

The crossed diagrams, if exist, can be obtained with the same replacement rule as in the case of the crossed Born diagrams:

$$\begin{aligned} B_{Loop} &= B(s) - B(s \leftrightarrow u, M_i \leftrightarrow M_f), \\ A_{Loop} &= A(s) + A(s \leftrightarrow u, M_i \leftrightarrow M_f), \end{aligned} \tag{25}$$

where $M_{i,f}$ refer to the masses of incoming and outgoing mesons. In the numerical evaluation of all these loop diagrams, we adopt physical values for all the quantities appearing in the amplitudes, including decay constants and masses. Employing their chiral limit values only lead to differences of higher chiral order.

In numerical calculations, we utilize the package OneLoop [78, 79]. Due to the complexity of the explicit expressions of the one-loop contributions, they are not explicitly shown in this paper⁵.

5. Wave function renormalization

The wave function renormalization of the external mesons and baryons are shown in Fig. 4. From Fig. 4(a)(b), one obtains the wave function renormalization constants for the Goldstone bosons up to NLO [42]

$$\begin{aligned}\mathcal{Z}_\pi &= 1 - \frac{1}{F_0^2} \left[8L_4(2m_K^2 + m_\pi^2) + 8L_5m_\pi^2 + \frac{1}{3}I(m_K^2) + \frac{2}{3}I(m_\pi^2) \right], \\ \mathcal{Z}_K &= 1 - \frac{1}{F_0^2} \left[8L_4(2m_K^2 + m_\pi^2) + 8L_5m_\pi^2 + \frac{1}{2}I(m_K^2) + \frac{1}{4}I(m_\pi^2) + \frac{1}{4}I(m_\eta^2) \right], \\ \mathcal{Z}_\eta &= 1 - \frac{1}{F_0^2} \left[8L_4(2m_K^2 + m_\pi^2) + \frac{8}{3}L_5m_\eta^2 + I(m_K^2) \right],\end{aligned}\quad (26)$$

where $I(M^2) = -\frac{M^2}{16\pi^2} \ln \frac{M^2}{\mu^2}$ is the one point function, and L_4 and L_5 are the NLO LECs of meson-meson interaction. For the baryons, as depicted in Fig. 4(c), the wave function renormalization constants up to $\mathcal{O}(p^3)$ are

$$\mathcal{Z}_B = 1 - (f(m_B^2) + 2m_B^2 f'(m_B^2) - 2m_B m_P g'(m_B^2)), \quad (27)$$

where $f(m_B^2)$ and $g(m_B^2)$ come from the baryon self-energy $-i\Sigma_{self} = -\not{P}f(\mathcal{P}^2) + m_P g(\mathcal{P}^2)$ with $\mathcal{P}^2 = s = m_B^2$ and can be written as

$$\begin{aligned}f(s) &= -\frac{i}{32\pi^2 s} \left((-m_P^2 (2s + M_\phi^2) + s(s - M_\phi^2) + m_P^4) B_0(s, m_P^2, M_\phi^2) \right. \\ &\quad \left. + (m_P^2 - s) A_0(M_\phi^2) - (s + m_P^2) A_0(m_P^2) \right), \\ g(s) &= \frac{i(M_\phi^2 (-B_0(s, m_P^2, M_\phi^2)) - A_0(m_P^2))}{16\pi^2},\end{aligned}\quad (28)$$

where m_P and M_ϕ refer to the masses of propagated baryons and mesons, m_B is the mass of incoming or outgoing baryons, and A_0, B_0 are the one and two point scalar function in the Passarino-Veltman notation [80].

The above obtained scattering amplitudes still need some further treatment before being employed to describe meson-baryon scattering. First, since in all the calculations above we used the physical values instead of the corresponding bare ones, the amplitudes must be properly renormalized. Second, the amplitudes involving loop diagrams are ultraviolet divergent. Third, the power

⁵ They can be obtained from the authors upon request.

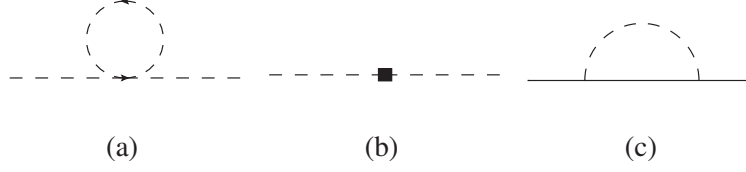


FIG. 4. Wave function renormalization contributions to meson (dashed) and baryon (solid) fields. Counter terms from $\mathcal{L}_{MM}^{(4)}$ are denoted by the filled block.

counting rule specified previously is violated by the non-zero baryon mass in the chiral limit. In the following section, we will explain how we renormalize the amplitudes. The $\overline{MS} - 1$ dimensional regularization scheme and the EOMS scheme will be employed to treat the ultraviolet divergence and powering counting breaking problem.

III. RENORMALIZATION

The main purpose of renormalization is to compensate the corrections caused by the differences between physical LECs, masses and decay constants and the corresponding bare ones. In the present work, these corrections will promote the order of the original amplitudes by 2, leading to a contribution at the order of $\mathcal{O}(p^3)$. Thus we only need to study the $\mathcal{O}(p)$ tree level amplitudes.

A. Mass renormalization

The calculation of the diagram (e) in Fig. 3 shows a double pole structure in the amplitudes. This unphysical structure can be removed, as it should be, after the masses of the propagating baryons in the Born terms are correctly renormalized. Following the same power counting rule as specified above, the physical baryon masses can be expressed up to the NNLO as

$$m_{phys} = m_0 + \Delta_{N,\Lambda,\Sigma,\Xi} + \Sigma_{\mathcal{O}(p^3)}, \quad (29)$$

where m_0 refers to the chiral limit baryon mass, $\Delta_{N,\Lambda,\Sigma,\Xi}$ and $\Sigma_{\mathcal{O}(p^3)}$, given by Eq. (24) and Eq. (28) respectively, denote the NLO and NNLO contributions. As mentioned before, a replacement of $m_0 \rightarrow m_2 = m_0 + \Delta_{N,\Lambda,\Sigma,\Xi}$ automatically include the contributions from mass insertions.

Specifying the intermediate baryons and mesons in Eq. (28), the $\mathcal{O}(p^3)$ self energy reads

$$\begin{aligned}\Sigma_{\mathcal{O}(p^3)} &\equiv \Sigma(B, \Phi, P) \\ &= -i\not{P}f(\mathcal{P}^2) + im_P g(\mathcal{P}^2) |_{\not{P}=m_B, \mathcal{P}^2=m_B^2} \\ &\quad - \frac{\tilde{m} \left(2\tilde{m}^2 - 2m_P\tilde{m} + M_\phi^2 + \log\left(\frac{\mu^2}{\tilde{m}^2}\right) (-2\tilde{m}^2 + 3m_P\tilde{m} + M_\phi^2) \right)}{8\pi^2},\end{aligned}\tag{30}$$

where B denote the incoming or outgoing baryon, and Φ and P represent the intermediate meson and baryon. The last term of the above equation is actually the power counting breaking term, which will be absorbed into m_2 .

Below, we list the expressions for the $\mathcal{O}(p^3)$ baryon masses:

$$\begin{aligned}\Sigma_N &= \frac{1}{12f^2} \left(\Sigma(N, \eta, N)(D - 3F)^2 + \Sigma(N, K, \Lambda)(D + 3F)^2 \right. \\ &\quad \left. + 9 \left(\Sigma(N, K, \Sigma)(D - F)^2 + \Sigma(N, \pi, N)(D + F)^2 \right) \right), \\ \Sigma_\Sigma &= \frac{1}{6f^2} \left(3\Sigma(\Sigma, K, N)(D - F)^2 + 3\Sigma(\Sigma, K, \Xi)(D + F)^2 \right. \\ &\quad \left. + 2 \left((\Sigma(\Sigma, \eta, \Sigma) + \Sigma(\Sigma, \pi, \Lambda))D^2 + 6\Sigma(\Sigma, \pi, \Sigma)F^2 \right) \right), \\ \Sigma_\Lambda &= \frac{1}{6f^2} \left(2(\Sigma(\Lambda, \eta, \Lambda) + 3\Sigma(\Lambda, \pi, \Sigma))D^2 + \Sigma(\Lambda, K, \Xi)(D - 3F)^2 \right. \\ &\quad \left. + \Sigma(\Lambda, K, N)(D + 3F)^2 \right), \\ \Sigma_\Xi &= \frac{1}{12f^2} \left(\Sigma(\Xi, K, \Lambda)(D - 3F)^2 + \Sigma(\Xi, \eta, \Xi)(D + 3F)^2 \right. \\ &\quad \left. + 9 \left(\Sigma(\Xi, \pi, \Xi)(D - F)^2 + \Sigma(\Xi, K, \Sigma)(D + F)^2 \right) \right).\end{aligned}\tag{31}$$

One can of course simply replace m_2 in Eq. (53) with $m_{phys} - \Sigma_{\mathcal{O}(p^3)}$ to complete the mass renormalization, ignoring the resulting higher order differences. However, the treatment here need to be much more careful. The series of studies on baryon masses show that with the EOMS scheme, one can achieve a pretty good and well-converged description at the complete one-loop level, which is N³LO. But when limited to NNLO, the convergence is not as good as expected [59]. Contributions from NNLO and N³LO will largely cancel each other. From another point of view, the $\chi^2/d.o.f.$ from a NNLO fit are much larger than a N³LO fit, which implies a relatively unsatisfying description. As a consequence, although a direct replacement is not WRONG, it is not appropriate since the higher order contribution, N³LO here, to the baryon masses may worsen the description of scattering process at the order of our interest. Thus we expand the amplitudes of the Born terms after the substitution at $s = m_2^2$, in order to cancel the double pole structure strictly and avoid worsening of the convergence.

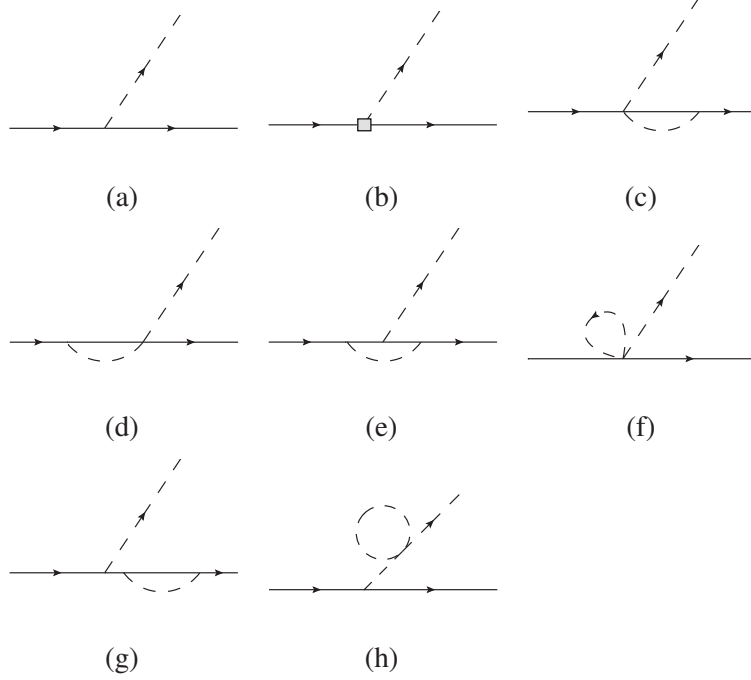


FIG. 5. Feynman diagrams contributing to vertex renormalizations. The hollow block represents the contributions of the $O(p^3)$ vertices.

B. Vertice renormalization

Several methods are available to renormalize the vertices. Of course, all of the renormalization methods are eventually equivalent. For instance, the authors in Ref. [51] chose to renormalize the coupling constants with the axial-vector current. In this work, we choose to achieve the vertex corrections at the one loop level via the two-body decay process, as in Ref. [52]. The two-body decays of a baryon up to $\mathcal{O}(p^3)$ are depicted in Fig. 5.

The renormalization of the vertices can be schematically expressed as the following:

$$C_{ph}\gamma^5\not{q}_f = C_{bare}\gamma^5\not{q}_f + C_{ph}\gamma^5\not{q}_f Z + C_{ph}\gamma^5\mathcal{A}_{loop}(s) + C_{ph}\gamma^5\not{q}_f\Delta_F. \quad (32)$$

The five terms on the right hand of the above equation come from tree diagrams (a,b), wave function renormalization (g,h), one loop diagrams (c,d,e,f), and the renormalization of the decay constant, respectively, where Z refers to the wave function renormalization constants, Δ_F is the decay constant at $\mathcal{O}(p^4)$. The last term is indispensable since we only want to renormalize the coupling constant here while the decay process will definitely involve decay constants. This leads

to

$$\begin{aligned}
C_{bare} &= C_{ph} - C_{ph}Z - C_{ph}\Delta_F - C_{ph}\frac{\mathcal{A}_{loop}}{m_i + m_f} \\
&\equiv C_{ph} - C_{re}.
\end{aligned} \tag{33}$$

The explicit form of \mathcal{A}_{loop} can be found in Appendix C.

Substituting Eq. (33) into the Born terms leads to

$$\begin{aligned}
C_{bare}^1 C_{bare}^2 \mathcal{A}_{Born} &= (C_{ph}^1 - C_{re}^1)(C_{ph}^2 - C_{re}^2) \mathcal{A}_{Born} \\
&\simeq (C_{ph}^1 C_{ph}^2 - C_{ph}^2 C_{re}^1 - C_{ph}^1 C_{re}^2) \mathcal{A}_{Born},
\end{aligned} \tag{34}$$

where the last two terms in Eq.(34) are the correction parts we need and the $C_{re}^1 C_{re}^2 \mathcal{A}_{Born}$ has already been omitted since its order is higher.

C. Chiral corrections to the decay constants

To obtain the full meson-baryon amplitudes, one should also take into account the chiral corrections to the decay constants. In practice, one should use the bare decay constant F_0 instead of the corresponding physical ones F_π , F_K , and F_η [36].

Since the chiral corrections increase the chiral order by $\mathcal{O}(p^2)$, we only need to replace F_0 with F_π , F_K , and F_η in the tree level diagrams of order $\mathcal{O}(p^1)$.

$$\frac{\mathcal{A}_{\mathcal{O}(p^1)}}{F_0^2} = \frac{\mathcal{A}_{\mathcal{O}(p^1)}}{F_\pi^2, F_K^2, F_\eta^2} (1 - 2\Delta F_{\pi,K,\eta}), \tag{35}$$

where

$$\begin{aligned}
\Delta F_\pi &= \frac{2(A_0(m_\pi^2) + 64\pi^2(2L_4 m_K^2 + L_4 m_\pi^2 + L_5 m_\pi^2)) + A_0(m_K^2)}{32\pi^2 F_0^2}, \\
\Delta F_K &= \frac{3A_0(m_\eta^2) + 6A_0(m_K^2) + 3A_0(m_\pi^2) + 1024\pi^2 L_4 m_K^2 + 512\pi^2 L_4 m_\pi^2 + 512\pi^2 L_5 m_K^2}{128\pi^2 F_0^2}, \\
\Delta F_\eta &= \frac{3A_0(m_K^2) + 128\pi^2(L_4(2m_K^2 + m_\pi^2) + L_5 m_\eta^2)}{32\pi^2 F_0^2}.
\end{aligned} \tag{36}$$

IV. ULTRAVIOLET DIVERGENCE AND POWER COUNTING BREAKING TERMS

As mentioned above, the one-loop integrals calculated above are ultraviolet divergent. Applying the $\overline{MS} - 1$ dimensional regularization scheme, the ultraviolet divergent part can be absorbed into the LECs at the corresponding order.

One can separate the LECs in the counter terms into their finite parts and infinite parts as,

$$L_i = L_i^r + L_i^d R, \quad (37)$$

where $R = \frac{2}{d-4} + \gamma_E - 1 - \ln(4\pi)$ with γ_E being the Euler constant and d the space-time dimension. The L_i^d s are listed in Appendix D. All other L_i^d s not listed are equal to zero. Note that here we approximate all the baryon masses with \tilde{m} just to simplify the expressions.

Since the chiral limit baryon mass does not vanish, the naive powering counting rule is broken when the $\overline{MS} - 1$ scheme is adopted [37]. As we have mentioned above, in the covariant amplitudes, the A and B parts may cancel each other. It is better to use the modified D and B functions when one removes the PCB parts. Here we apply the EOMS scheme [47] to restore the power counting.

The power counting breaking terms are tightly related to the small quantities in the chiral expansion, which have been listed at the very beginning in Eq. 9. In the present work, since we are working in the $SU(3)$ case, the situation is a bit more complicated because of the mass differences among the octet baryons, which we count as $\mathcal{O}(p^2)$. To make sure the factor in front of the B part counts as a pure $\mathcal{O}(p^2)$, we rewrite the scattering amplitude in the following way:

$$\begin{aligned} T_{MB} &= \bar{u}(p', s') \left[D + \frac{i}{m_i + m_f} \sigma^{\mu\nu} q'_\mu q_\nu B \right] u(p, s) \\ &= \bar{u}(p', s') \left[D + \frac{i}{2\tilde{m}} \sigma^{\mu\nu} q'_\mu q_\nu \frac{2\tilde{m}}{m_i + m_f} B \right] u(p, s) \\ &= \bar{u}(p', s') \left[D + \frac{i}{2\tilde{m}} \sigma^{\mu\nu} q'_\mu q_\nu \tilde{B} \right] u(p, s), \end{aligned} \quad (38)$$

where $D = A + \frac{s-u}{2(m_i+m_f)} B$. Now we can see that we only need to pick up the PCB terms up to $\mathcal{O}(p^2)$ for the D functions and those up to $\mathcal{O}(p^0)$ for the \tilde{B} functions since the term $\sigma^{\mu\nu} q'_\mu q_\nu$ is of $\mathcal{O}(p^2)$.

Now we are ready to remove all the PCB terms in the D and B functions. The terms that break the power counting have been shown to originate from the regular part of the loop integrals by Becher and Leutwyler [45]. This provides a simple way to subtract the PCB terms by working out all the regular parts first. Or alternatively, one can perform the chiral expansions of small quantities directly.

TABLE II. 11 coupled channels of meson-baryon scattering of conserved strangeness (S) and isospin (I).

$(1, 1)$	$(1, 0)$	$(0, \frac{3}{2})$	$(0, \frac{1}{2})$	$(-1, 2)$	$(-1, 1)$	$(-1, 0)$	$(-2, \frac{3}{2})$	$(-2, \frac{1}{2})$	$(-3, 1)$	$(-3, 0)$
KN	KN	$K\Sigma$	$K\Sigma$	$\pi\Sigma$	$\pi\Sigma$	$\pi\Sigma$	$\bar{K}\Sigma$	$\bar{K}\Sigma$	$\bar{K}\Xi$	$\bar{K}\Xi$
		πN	$K\Lambda$		$\eta\Sigma$	$\eta\Lambda$	$\pi\Xi$	$\bar{K}\Lambda$		
			ηN		$\pi\Lambda$	$\bar{K}N$		$\eta\Xi$		
			πN		$\bar{K}N$	$K\Xi$		$\pi\Xi$		
					$K\Xi$					

Once we get rid of all the PCB terms, we obtain

$$\begin{aligned}
T' &= \bar{u}(p', s') \left[D' + \frac{i}{2\tilde{m}} \sigma^{\mu\nu} q'_\mu q_\nu \tilde{B}' \right] u(p, s), \\
&= \bar{u}(p', s') \left[D' + \frac{i}{m_i + m_f} \sigma^{\mu\nu} q'_\mu q_\nu \frac{m_i + m_f}{2\tilde{m}} \tilde{B}' \right] u(p, s).
\end{aligned} \tag{39}$$

The final A and B functions, where we use A_f and B_f to distinguish them from A and B , are then

$$\begin{aligned}
B_f &= \frac{m_i + m_f}{2\tilde{m}} \tilde{B}', \\
A_f &= D' - \frac{s - u}{4\tilde{m}} \tilde{B}'.
\end{aligned} \tag{40}$$

As shown in Ref. [47], the PCB terms are all analytical and can be absorbed into the LECs at the corresponding orders. Assuming that $\text{LEC} = \text{LEC}_b + \text{LEC}^{PCB}$, we have worked out all the power counting breaking terms, which are explicitly shown in Appendix E.

V. RESULTS AND DISCUSSION

The scattering of a pseudoscalar meson off an octet baryon can be grouped into 11 combinations of isospin and strangeness as tabulated in Table. V. In the present work we focus on the πN and KN channels, because only for these channels partial wave phase shifts are available.

With the amplitudes properly renormalized, we are now ready to determine the LECs by fitting to the partial wave phase shifts. For πN , we chose the phase shifts from the analysis of WI08 [70] in the $S_{11}, S_{31}, P_{11}, P_{31}, P_{13}, P_{33}$ partial waves, where in the convention $L_{2I,2J}$ L denotes the total orbit angular momentum, I the total isospin, and J the total angular momentum. Correspondingly,

TABLE III. Masses and coupling constants (in units of GeV) relevant in the present work. Note the mass of the K meson is taken to be 0.493 GeV to be consistent with the SP92 data, which were originally from K^+n scattering.

M_π	M_K	M_η	m_N	m_Λ	m_Σ	m_Ξ
0.139	0.493	0.54765	0.939	1.1157	1.1934	1.3183
F_π	F_K	F_η	D	F	μ	\tilde{m}
0.0924	0.11003	0.11088	0.8	0.467	1.16	$m_N=0.939$

the phase-shift analysis of the SP92 solution [71] in the $S_{01}, P_{01}, P_{03}, S_{11}, P_{11}, P_{13}$ partial waves are used for KN where the symbols means $L_{I,2J}$.

For the πN channels, we chose the phase shifts with \sqrt{s} between 1082 MeV ⁶, which is slightly above the threshold, and 1130MeV, with an interval of 4 MeV. Thus totally we will have 13 points for each of the 6 partial waves. For the KN channels we follow the same strategy. Starting from 1435MeV to 1475MeV, the interval is set to be 2 MeV, with totally 20 points for each partial wave.

Since WI08 does not provide the errors for the data, we follow Refs. [82, 83] and take

$$err(\delta) = \sqrt{e_s^2 + e_r^2 \delta^2}, \quad (41)$$

with the systematic error $e_s = 0.1^\circ$ and the relative error $e_r = 2\%$.

Throughout the numerical study, we use the physical decay constants for the corresponding vertices. The renormalization scale μ in the loop integrals is chosen to be the average mass of the baryon octet, and the \tilde{m} , appearing in the power counting breaking terms via $s - \tilde{m}^2$, is taken to equal to the mass of the nucleon, considering that we focus now on the πN and KN channels. The adopted values for μ and \tilde{m} are somewhat arbitrary. One can of course perform the calculation with the scale $\mu = \tilde{m} = m_N$, similar to the SU(2) case, or $\mu = \tilde{m} = m_0$ where m_0 is the baryon mass in the chiral limit. However, the significant difference between m_N and m_Ξ reminds us that such a treatment may lead to unusually large PCB terms. The physical values employed in the present work are collected in Table. V.

⁶ It was noted in Ref. [81] that the renormalized scattering amplitudes in the IR scheme actually diverge at threshold because of the term $t = (p - p')^2$ appearing in the dominators. The same happens in the EOMS scheme [51]. As a result, in the present work the fitting range is chosen to start from several MeV above the respective thresholds.

A. Fitting strategy one: direct fit to the phase shifts

We found that to describe the pion-nucleon scattering data, one needs to go to at least $\mathcal{O}(p^3)$. On the other hand, a reasonable reproduction of the kaon-nucleon data can already be achieved at $\mathcal{O}(p^2)$. We follow the same strategy in the first attempt to provide a simultaneous fit of both the πN and KN data.⁷

A least-of-squares fit yielded a $\chi^2/d.o.f. = 0.154$ for the 78 data points in the pion-nucleon channel. The corresponding fit results are compared with the empirical data in Fig. 6. For the sake of comparison, we show as well the $\mathcal{O}(p^3)$ results of the SU(3) HB [25, 26] and the SU(2) EOMS BChPT [51].

Clearly, the EOMS results can describe the phase shifts quite well. Although the data are only fitted up to $\sqrt{s} = 1.13$ GeV, the phase shifts are described very well even up to $\sqrt{s} = 1.16$ GeV, corresponding to a momentum in the laboratory frame of $|\vec{p}_{lab}| = 200$ MeV. In addition, our calculation in SU(3) shows a compatible description compared to that in SU(2), which implies that the inclusion of strangeness has small effects on the fitting results.

We note that in the P_{11} channel, the solution of WI08 tends to increase with energy in the higher energy region while the EOMS results, both in the SU(3) and SU(2) cases, decrease. This disagreement has already been noted in Ref. [51], where the authors point out that including the contribution of the $\Delta(1232)$ may improve the description. Inspired by this, we have checked that in SU(3) the inclusion of the lowest order contribution from the decuplet can have the same positive effect, which is shown in Appendix F. One can achieve a pretty good description even up to $\sqrt{s} = 1.2$ GeV, quite close to the region of the Δ resonance. For a description covering this Δ resonance region, one needs to include the Δ explicitly, unitarize the amplitudes, and modify the powering counting rule. For the discussion of these, we refer the reader to Ref. [52]. On the other hand, although the HBChPT can describe the s -wave phase shifts, it fails to describe the p -wave phase shifts.

TABLE IV. LECs in the πN channel.

α_1	α_2	α_3	α_4	α_5	α_6	α_7	α_8	$\chi^2/d.o.f.$
-7.64(6)	1.42(2)	1.34(1)	-1.36(6)	0.61(2)	3.25(6)	1.45(3)	-0.32(12)	0.154

⁷ As a matter of fact, different LECs contribute to πN and KN scattering independent of each other.

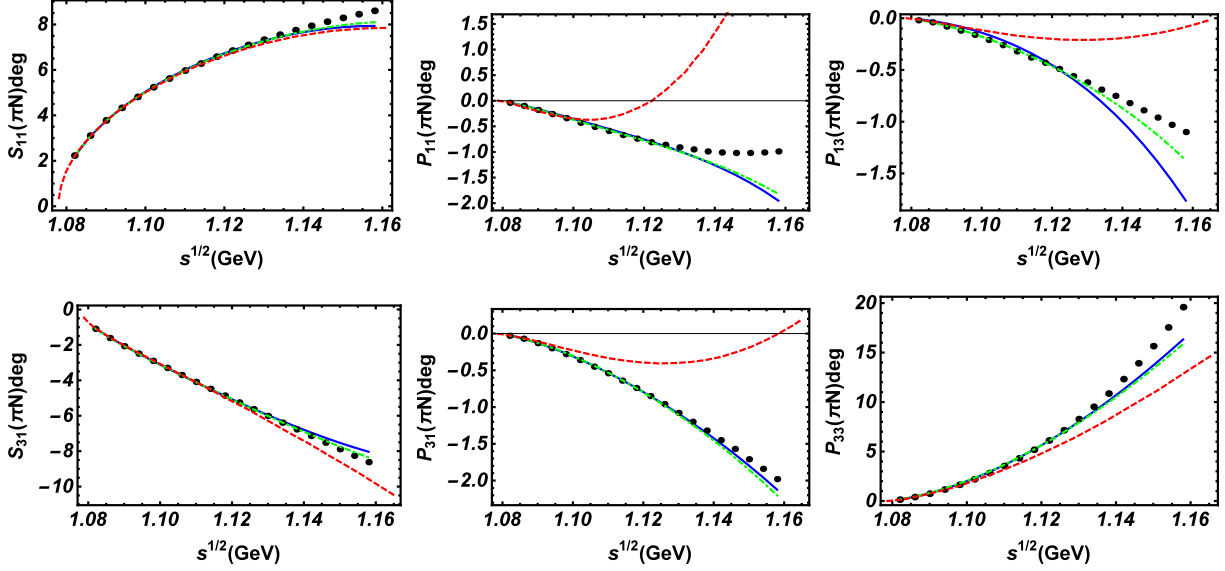


FIG. 6. Pion-nucleon phase shifts. The blue lines denote our results and the black dots represent the WI08 solutions. For the sake of comparison, we show as well the EOMS SU(2) results [51] (green dot-dashed lines) and the HB SU(3) results [26] (red dashed lines).

For the KN scattering, as noted in the HB study [25, 26], a quite good description of the phase shifts can already be achieved at NLO. In the present work, we will present two studies of the KN scattering. One is performed up to $\mathcal{O}(p^2)$ and the other is performed up to $\mathcal{O}(p^3)$ but only the loop contributions are included, because the phase shifts data are not enough to fix the relevant $\mathcal{O}(p^3)$ LECs. Other inputs in addition to the KN phase shifts are needed. The second study will be denoted by $\mathcal{O}(p^3)^*$.

In Fig. 7 we show our fitted results together with the experimental data. For the sake of comparison, we show as well the HB results of Refs. [25, 26]. It is clear that the EOMS descriptions are slightly better than the HB results when extended to higher energies.

From the above discussions, it is clear that the EOMS provides a satisfactory description of both the pion-nucleon and kaon-nucleon scattering data up to $\mathcal{O}(p^3)$, while the SU(3) HB ChPT fails.

B. Fitting strategy two: combined study of the baryon masses and meson-baryon scattering

One merit of ChPT (or any other EFT) is that it connects different observables with the same set of LECs. Thus it is interesting to explore how one observable imposes restrictions on others.

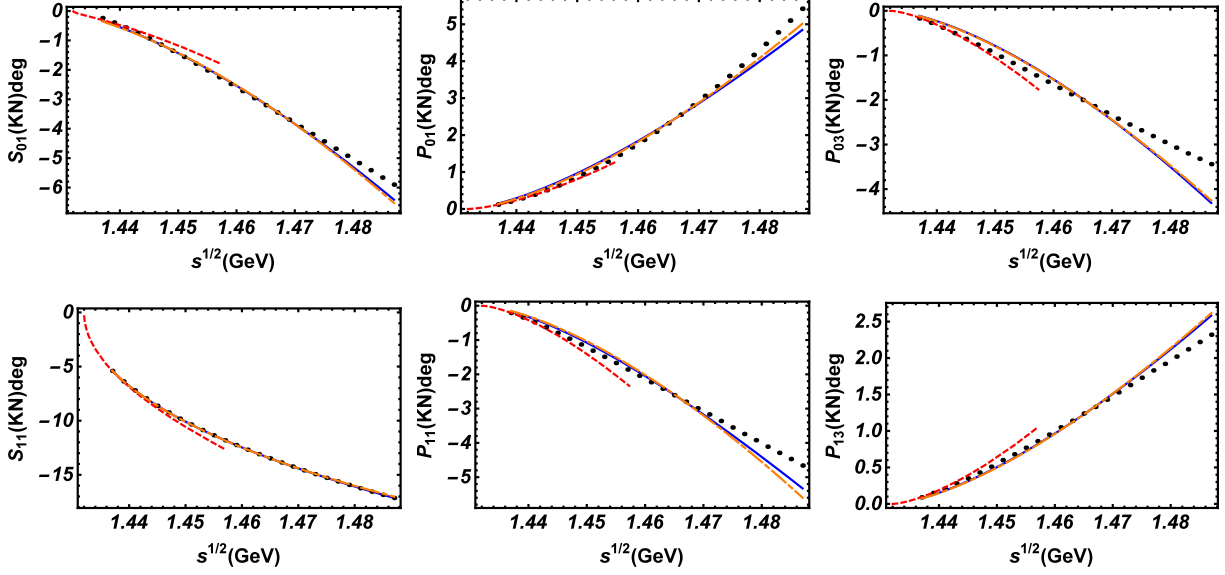


FIG. 7. $I = 0$ (upper panel) and $I = 1$ (lower panel) KN phase shifts. The orange long-short dashed lines and blue solid lines represent our $\mathcal{O}(p^2)$ and $\mathcal{O}(p^3)^*$ results while the red dashed lines denote those of the HB ChPT [26].

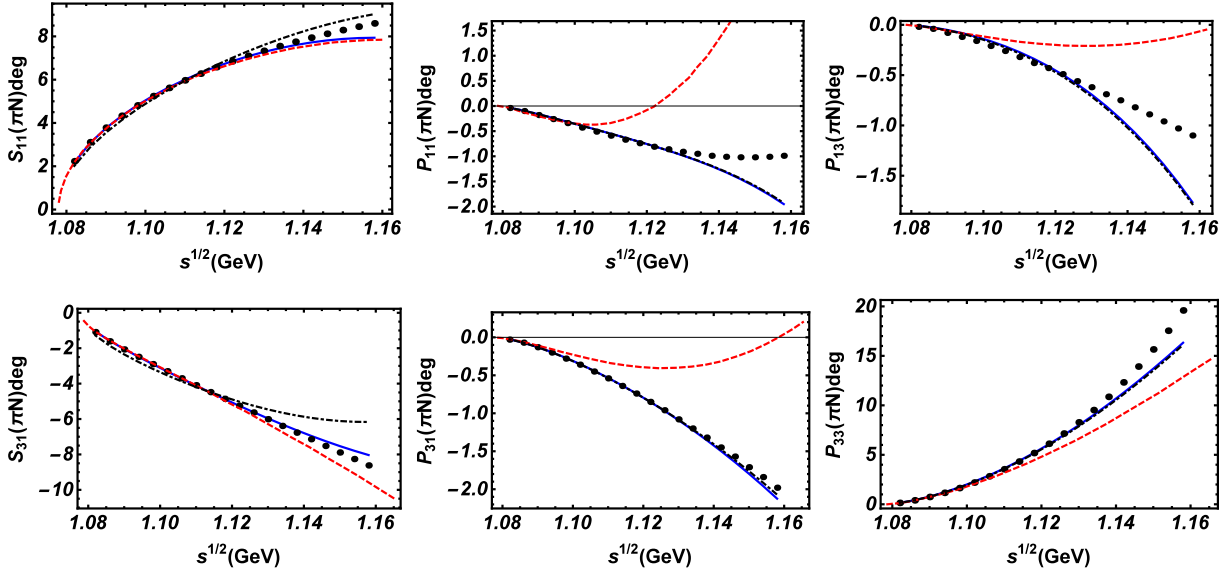


FIG. 8. Same as Fig. 6, but the black dot-dashed lines denote the EOMS results with b_0 , b_D , and b_F fixed by fitting to the physical (isospin averaged) octet baryon masses at NNLO.

In this covariant baryon ChPT framework, baryon masses and scattering process are such a pair of observables which are described by the same Lagrangians. Most of the LECs appear in both the meson-baryon scattering and the baryon masses, such as, b_0, b_D, b_F and $b_{1,\dots,8}$. A naive idea for a combined study of these two observables can be performed in two ways. First, calculating

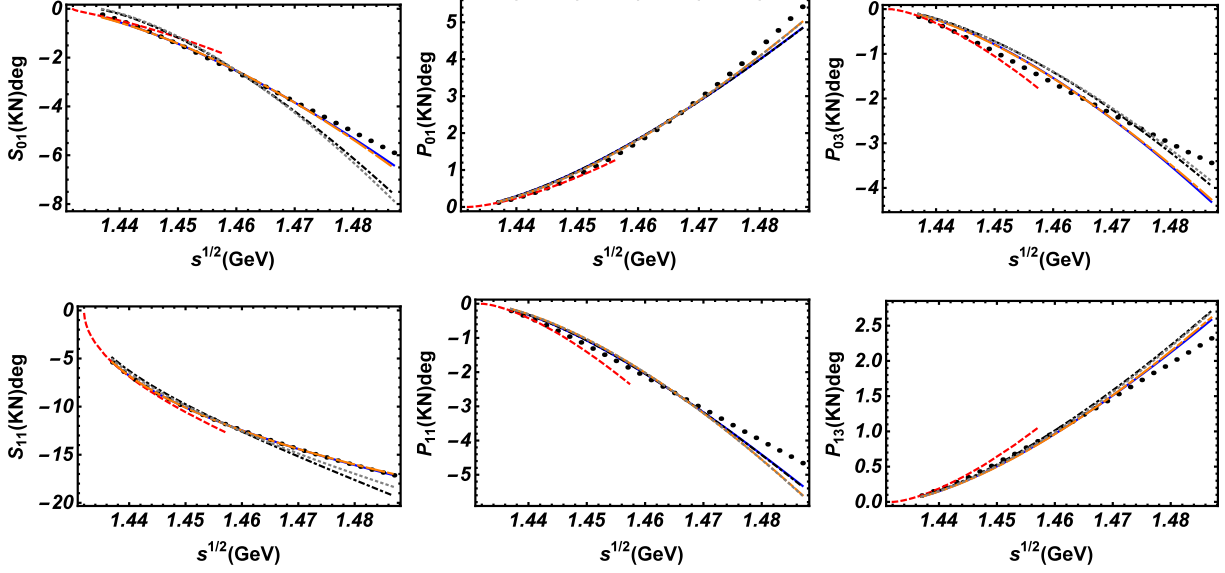


FIG. 9. Same as Fig. 7, but the gray dotted lines and black dot-dashed lines denote the $\mathcal{O}(p^2)$ and $\mathcal{O}(p^3)^*$ results in the EOMS scheme with b_0 , b_D , and b_F fixed by fitting to the physical (isospin averaged) octet baryon masses at NNLO.

TABLE V. LECs contributing to the $I = 0$ KN scattering.

	β_1	β_2	β_3	β_4	$\chi^2/d.o.f.$
$\mathcal{O}(p^2)$	-0.495(1)	0.113(1)	0.447(2)	0.136(1)	0.829
$\mathcal{O}(p^3)^*$	-0.767(1)	0.126(1)	0.604(3)	0.093(1)	0.971

baryon masses at $\mathcal{O}(p^3)$ and using the experimental data as well as the pion-nucleon sigma term to constrain b_0 , b_D , b_F , and then with these LECs fixed, study the pion-nucleon and kaon-nucleon scattering. Or conversely one can study the baryon masses with some LECs determined via meson-baryon scattering and, furthermore, make predictions on sigma terms ⁸.

TABLE VI. LECs contributing to $I = 1$ KN scattering.

	γ_1	γ_2	γ_3	γ_4	$\chi^2/d.o.f.$
$\mathcal{O}(p^2)$	-0.122(3)	0.0084(1)	0.264(1)	-0.270(1)	0.765
$\mathcal{O}(p^3)^*$	-0.419(2)	0.429(2)	0.616(1)	-0.090(3)	0.471

⁸ One can of course calculate the sigma terms directly from scattering amplitudes via the corresponding subthreshold parameters using the Cheng-Dashen theorem [84].

However, we note that the LECs actually contribute at different chiral orders to these two observables. In meson baryon scattering, all of these LECs appear at $\mathcal{O}(p^2)$, the order of the chiral Lagrangians. On the other hand, b_0, b_D, b_F contribute to the baryon masses both at $\mathcal{O}(p^2)$ and $\mathcal{O}(p^4)$ via tree level as well as mass insertions, while $b_{1,\dots,8}$ only contribute to the baryon masses via tadpole diagrams at $\mathcal{O}(p^4)$. This complicates things a lot. In principle, from the point of view of effective field theories, to achieve a fully self-consistent and combined study of baryon masses and meson-baryon scattering, one needs to renormalize the LECs in the same framework. In other words, the calculation for baryon masses and meson-baryon scattering ought to be performed up to the same order. Otherwise the LECs in these two sectors are mismatched. Thus if one tries to determine $b_{1,\dots,8}$ through baryon masses, a calculation up to $\mathcal{O}(p^4)$ will be needed, which should be matched with scattering amplitudes also at $\mathcal{O}(p^4)$. As a consequence, the number of LECs will be too large compared with the number of data available both for baryon masses and meson-baryon scattering from experiments and lattice QCD simulations. On the other hand, if one is not so ambitious and only calculates the scattering amplitudes and baryon masses up to $\mathcal{O}(p^3)$, new problems show up. In this case, only 3 parameters (b_0, b_D, b_F) in addition to m_0 appear in the baryon masses. Although the physical baryon masses can be accurately reproduced, the study in Ref. [56] showed that it is not possible to provide a satisfactory description of the LQCD baryon masses up to this order. In addition, the constraints from baryon masses to meson-baryon scattering will be very weak because there are 24 LECs in meson-baryon scattering up to $\mathcal{O}(p^3)$.

Taking all these into account, we calculate the baryon masses up to $\mathcal{O}(p^3)$ in the present work. Using the chiral limit baryon mass determined in Ref. [56], $m_0 = 0.880$ GeV, we determine b_0, b_D, b_F by fitting to the experimental octet baryon masses, with the pseudoscalar decay constants fixed as explained above. The resulting LECs and the fitted octet baryon masses are given in Table VII.

Compared to the fit up to $\mathcal{O}(p^3)$ to the scattering phase shifts, a combined fit of the baryon masses and scattering amplitudes yields a slightly worse description of the scattering phase shifts to some extent. Particularly, the fitting results are worse in the KN channel where the $\chi^2/d.o.f.$ increases by a factor of about 4. This is understandable as the number of free LECs decreases. Despite of this, the negative effects do not spoil the description. For the p -wave, the descriptions of the phase shifts are of very similar quality, whether one fixes b_0, b_D, b_F and treats them as free LECs. For the s -wave, the differences are rather moderate, particularly in the low energy region. This study indicates that the EOMS BChPT is able to describe the baryon masses and meson-

TABLE VII. LECs determined by fitting to the experimental baryon masses up to NLO in the EOMS BChPT and the corresponding fitted results, in comparison with the experimental data. All of the masses are in units of GeV.

	m_0	b_0	b_D	b_F
Fit	0.88(FIX)	-0.6232(9)	0.0570(7)	-0.4022(71)
	m_N	m_Λ	m_Σ	m_Ξ
Fit	0.9392	1.1157	1.1862	1.3272
Exp.	0.938925(645)	1.115683(6)	1.19315(430)	1.31828(343)

TABLE VIII. LECs in the πN channel with $\alpha_4 = b_0 + \frac{b_D}{2} + \frac{b_F}{2}$ fixed by fitting to the baryon masses.

α_1	α_2	α_3	α_4	α_5	α_6	α_7	α_8	$\chi^2/d.o.f.$
-7.41(7)	1.56(2)	1.33(1)	-0.80	0.63(2)	3.18(6)	1.45(3)	-0.096(120)	1.26

baryon scattering simultaneously, as it should be. Nevertheless, as mentioned at the beginning of this sector, to draw a firm conclusion, more systematic studies are needed.

As for the sigma terms, we find that meson-baryon scattering up to $\mathcal{O}(p^3)$ is not very useful at this moment because the tree level contributions at $\mathcal{O}(p^3)$ in the KN channels are neglected, leading to unusually large b_D, b_F compared to an independent study of the baryon masses in, e.g., Ref. [56]. Thus we will refrain from performing such a study here.

TABLE IX. LECs in the $I = 0$ KN channel with $\beta_4 = b_0 - b_F$ fixed by fitting to the baryon masses.

	β_1	β_2	β_3	β_4	$\chi^2/d.o.f.$
$\mathcal{O}(p^2)$	-0.284(1)	0.144(2)	0.443(3)	-0.221	4.66
$\mathcal{O}(p^3)^*$	-0.582(11)	0.153(3)	0.601(5)	-0.221	3.93

TABLE X. LECs in the $I = 1$ KN channel with $\gamma_4 = b_0 + b_D$ fixed by fitting to the baryon masses.

	γ_1	γ_2	γ_3	γ_4	$\chi^2/d.o.f.$
$\mathcal{O}(p^2)$	-0.236(11)	-0.033(3)	0.246(5)	-0.0566	1.45
$\mathcal{O}(p^3)^*$	-0.604(14)	0.364(3)	0.588(5)	-0.0566	2.24

C. Scattering lengths

Scattering lengths, also known as s -wave threshold parameters, can be predicted with the LECs determined above. The general form of the effective range expansion reads

$$|\mathbf{p}|^{2l+1} \cot \delta_{l\pm}^I = \frac{1}{a_{l\pm}^I} + \frac{1}{2} r_{l\pm}^I |\mathbf{p}|^2 + \sum_{n=2}^{\infty} v_{n,l\pm}^I |\mathbf{p}|^{2n}, \quad (42)$$

where $|\mathbf{p}|$ refers to the three-momentum of the baryon in the c.m. frame, ℓ is the angular momentum, a is the threshold parameter, r is the effective range and v_n are the shape parameters. We can easily obtain the expression of threshold parameters from Eq. (42) by taking the limit of $|\mathbf{p}| \rightarrow 0$ as

$$a_{l\pm}^I = \lim_{|\mathbf{p}| \rightarrow 0} \frac{\tan \delta_{l\pm}^I}{|\mathbf{p}|^{2l+1}} = \lim_{|\mathbf{p}| \rightarrow 0} \frac{\text{Re} f_{l\pm}^I}{|\mathbf{p}|^{2l}}. \quad (43)$$

With the phase shifts obtained in ChPT, one can easily compute the $\ell = 0$ scattering lengths. As mentioned earlier, $\text{Re} f_{l\pm}^I$ cannot be calculated at exactly the threshold because the term $t = (p - p')^2$ appearing in the dominator diverges at that point. Thus we follow the strategy of Ref. [52]. We firstly calculate the scattering lengths for energies very close to the threshold and then extrapolate them to the threshold. The scattering lengths for these channels are collected in Table. XI.

It is clear that our results based on the EOMS scheme are in very good agreement with the experimental data and the HB results, while the IR results [24] seem to be compatible with data only in the KN channels.

D. Convergence of BChPT

The convergence of SU(3) BChPT has remained an issue of heated debate for many years. See, e.g., Ref [86] for early discussions, and Refs. [57, 87] for more recent studies of baryon magnetic moments and masses. From the latter studies, it seems that the EOMS scheme can speed up the convergence of BChPT, particularly, in the SU(3) sector.

TABLE XI. πN and KN scattering lengths in units of fm. Note that we did not associate any uncertainties to the $\mathcal{O}(p^3)^*$ contributions of the KN channel because we have not included the tree level contributions at this order for the KN channels.

Channel	$\mathcal{O}(p^1)$	$\mathcal{O}(p^2)$	$\mathcal{O}(p^3)$	Total	Huang(HB) [26]	Mai(IR) [24]	EXP
$a_{\pi N}^{3/2}$	-0.126	0.026(11)	-0.011(8)	-0.111(16)	-0.110(2)	-0.04(7)	-0.125(3) [85]
$a_{\pi N}^{1/2}$	0.212	0.025(10)	0.003(16)	0.240(22)	0.240(2)	0.07(3)	$0.250^{+0.006}_{-0.004}$ [85]
$a_{KN}^1(\mathcal{O}(p^2))$	-0.476	0.149(1)	-/-	-0.327(1)	-0.330(5)	-0.33(32)	-0.33 [70]
$a_{KN}^0(\mathcal{O}(p^2))$	0.043	-0.057(2)	-/-	-0.014(2)	0.000(4)	0.02(64)	0.02 [70]
$a_{KN}^1(\mathcal{O}(p^3)^*)$	-0.476	1.067(5)	-0.919	-0.328(5)	-/-	-/-	-/-
$a_{KN}^0(\mathcal{O}(p^3)^*)$	0.043	0.164(2)	-0.219	-0.012(2)	-/-	-/-	-/-

Nonetheless, even in the EOMS scheme, the convergence turns out to be relatively slow. The origin of this slow convergence in the SU(3) sector is the large expansion parameter $\frac{M_K}{\Lambda_{\chi PT}}$, which is approximately 1/2 in the physical world. For a LQCD simulation, the situation can become even worse. In the present work, we show the phase shifts of each order, collected in Fig. 10 for the πN channels and Fig. 11 for the KN channels. Both figures show relatively large contributions from $\mathcal{O}(p^2)$ and $\mathcal{O}(p^3)$, and they tend to cancel each other, which indicates that the convergence is not as good as one would like. Actually this problem already showed up in the SU(2) study. In Ref. [50], the authors performed a detailed study of πN scattering up to $\mathcal{O}(p^3)$ in the EOMS scheme. They concluded that the convergence is indeed not very satisfactory. Thus a even slower convergence is expected in the SU(3) case. However, the convergence seems much better once the scattering amplitudes are calculated up to $\mathcal{O}(p^4)$ as shown in Ref. [51].

VI. SUMMARY AND OUTLOOK

In this work, we performed a SU(3) study of the meson-baryon elastic scattering up to $\mathcal{O}(p^3)$ in covariant baryon chiral perturbation theory. Due to lack of experimental data, we focus only on the $\pi N^{I=3/2,1/2}$ and $KN^{I=0,1}$ channels. We applied the extended-on-mass-shell (EOMS) scheme to restore the power counting and determined the corresponding low energy constants by fitting to the experimental phase shifts. We achieved a pretty good description in these channels simultaneously

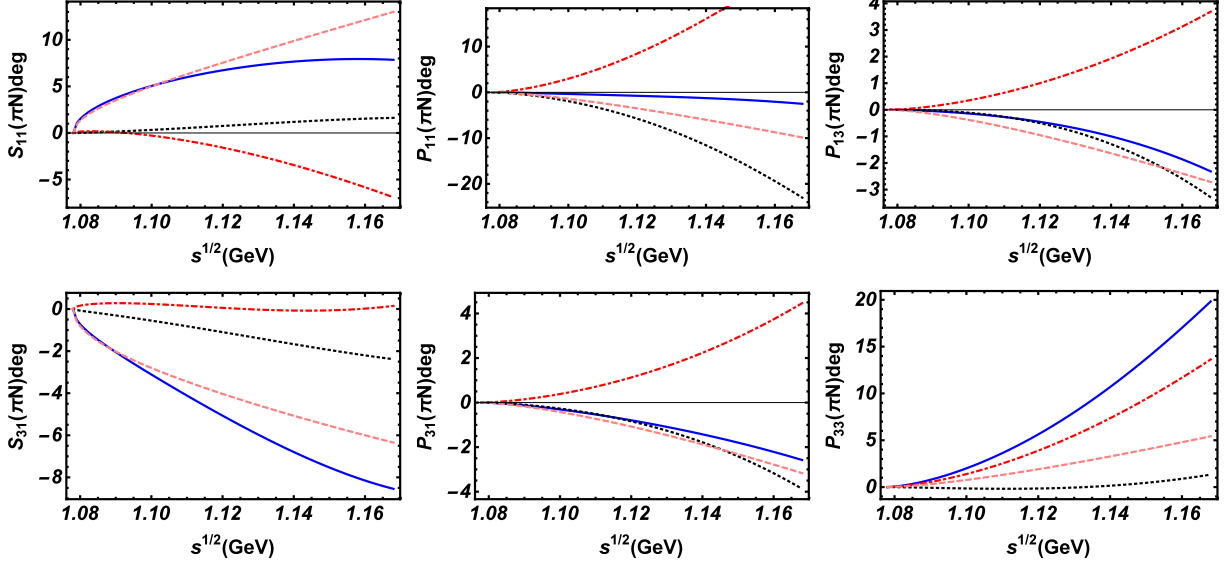


FIG. 10. Order by order decomposition of the πN phase shifts. The blue lines donate the total results, while those of the $\mathcal{O}(p)$, $\mathcal{O}(p^2)$, and $\mathcal{O}(p^3)$ are represented by the pink-dashed, read-dot-dashed, and black-dotted lines, respectively.

up to 1.16GeV for πN and 1.52GeV for KN . For πN channels, our study in SU(3) shows a compatible description as that in SU(2) and much better compared to the HB SU(3) results. For the KN channels, we found that with only phase shifts one can not uniquely determine all the LECs. Nevertheless, neglecting $\mathcal{O}(p^3)$ tree level contributions, we obtained a description in good agreement with the experimental data.

We attempted a combined study of the baryon masses and meson-baryon scattering up to $\mathcal{O}(p^3)$. We first determined b_0, b_F, b_D using the baryon masses and then kept them fixed in the fitting of the partial wave phase shifts. Our study showed indeed that the EOMS BChPT can describe simultaneously the baryon masses and meson-baryon scattering, but a firm conclusion needs more systematic studies at higher orders.

The predicted scattering lengths for the πN and KN channels are in good agreement with the HB results and the experimental data. In addition, we explored the convergence of BChPT in meson-baryon scattering. The large cancelation between the NLO and NNLO contributions implies an unsatisfying convergence rate, similar to that of the SU(2) sector up to $\mathcal{O}(p^3)$. On the other hand, since in the one baryon sector, both $\mathcal{O}(p^3)$ and $\mathcal{O}(p^4)$ contribute at the one-loop level, it might well be the case that one will see cancelations between the $\mathcal{O}(p^3)$ and $\mathcal{O}(p^4)$ contributions, as already noted in the study of the masses of the decuplet baryons. The convergence pattern in

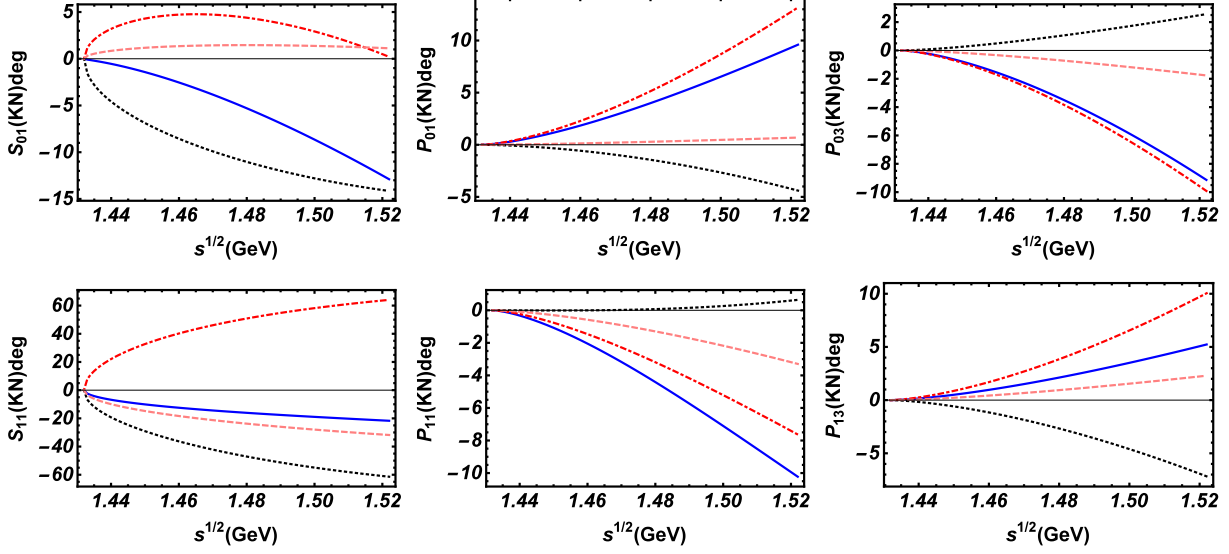


FIG. 11. Order by order decomposition of the KN phase shifts. The blue lines donate the total results, while those of the $\mathcal{O}(p)$, $\mathcal{O}(p^2)$, and $\mathcal{O}(p^3)^*$ are represented by the pink-dashed, red-dot-dashed, and black-dotted lines, respectively.

the $SU(3)$ case should be further examined by going to $\mathcal{O}(p^4)$, as already done for pion-nucleon scattering.

The predicted phase shifts and scattering lengths for other channels listed in Table. V for the case of $\mathcal{O}(p^3)^*$ should be taken with caution since the $\mathcal{O}(p^3)$ LECs are not fully determined. Thus additional data, such as the cross sections in the $\bar{K}N$ channel, ought to be taken into account. As the interaction in this channel is by nature non-perturbative, tiled to the existence of a shallow bound state of $\bar{K}N$, the $\Lambda(1405)$, we leave such a study to a future work.

VII. ACKNOWLEDGEMENTS

We thank Ulf-G. Meißner for a careful reading of the manuscript and for many useful comments. This work is partly supported by the National Natural Science Foundation of China under Grants No.11522539, No. 11735003, and No. 11775099, and the fundamental Research Funds for the Central Universities. XLR and MLD acknowledge supports from DFG and NSFC through funds provided to the Sino-German CRC 110 “Symmetries and the Emergence of Structure in QCD” (Grant No. TRR110).

VIII. APPENDIX

A. Tree level contact terms

In this subsection, we list the contributions of the tree-level contact terms. To simplify the expressions, we first define

$$\begin{aligned}\nu_\pi &= (-s + m_N^2 + m_\pi^2)^2 + (m_N^2 + m_\pi^2 - u)^2, \\ \nu_K &= (-s + m_N^2 + m_K^2)^2 + (m_N^2 + m_K^2 - u)^2.\end{aligned}\tag{44}$$

The contributions in the respective channels are

- $\pi N^{I=3/2}$

$$B_{\pi N}^{I=3/2} = -\frac{1}{2f^2} + \frac{2(s-u)(b_5 + b_6 + b_7 + b_8)}{f^2} - \frac{8m_N(c_1 + c_2)}{f^2} - \frac{4(d_2\nu_\pi + d_4(t - 2m_\pi^2) - 2d_{49}m_\pi^2)}{f^2} - \frac{8m_N(s-u)(d_{10} + d_8)}{f^2},\tag{45}$$

$$\begin{aligned}A_{\pi N}^{I=3/2} &= \frac{2m_\pi^2(-2b_0 + b_1 + b_2 + b_3 + 2b_4 - b_D - b_F) - t(b_1 + b_2 + b_3 + 2b_4)}{f^2} \\ &+ \frac{2(s-u)(c_1 + c_2)}{f^2} + \frac{2(s-u)^2(d_{10} + d_8)}{f^2}.\end{aligned}\tag{46}$$

- $\pi N^{I=1/2}$

$$B_{\pi N}^{I=1/2} = \frac{1}{f^2} + \frac{2(s-u)(b_5 + b_6 + b_7 + b_8)}{f^2} + \frac{16m_N(c_1 + c_2)}{f^2} - \frac{8(-d_2\nu_\pi + d_4(2m_\pi^2 - t) + 2d_{49}m_\pi^2)}{f^2} - \frac{8m_N(s-u)(d_{10} + d_8)}{f^2},\tag{47}$$

$$\begin{aligned}A_{\pi N}^{I=1/2} &= \frac{2m_\pi^2(-2b_0 + b_1 + b_2 + b_3 + 2b_4 - b_D - b_F) - t(b_1 + b_2 + b_3 + 2b_4)}{f^2} \\ &- \frac{4(s-u)(c_1 + c_2)}{f^2} + \frac{2(s-u)^2(d_{10} + d_8)}{f^2}.\end{aligned}\tag{48}$$

- $KN^{I=1}$

$$\begin{aligned}B_{KN}^{I=1} &= -\frac{1}{f^2} + \frac{2(2b_5 + 2b_7 + b_8)(s-u)}{f^2} - \frac{4m_N(4c_2 + c_3)}{f^2} - \frac{8m_N(s-u)(d_{10} + d_7 + d_8)}{f^2} \\ &+ \frac{4(\nu_K(-d_1 + d_2 + d_3) + 2m_K^2(-d_4 + d_{48} - d_{49} + d_5 + d_{50} - d_6) + t(d_4 - d_5 + d_6))}{f^2},\end{aligned}\tag{49}$$

$$A_{KN}^{I=1} = \frac{4m_K^2(-b_0 + b_1 + b_2 + b_4 - b_D) - 2t(b_1 + b_2 + b_4)}{f^2} + \frac{(s-u)(4c_2 + c_3)}{f^2} + \frac{2(s-u)^2(d_{10} + d_7 + d_8)}{f^2}. \quad (50)$$

• $KN^{I=0}$

$$B_{KN}^{I=0} = \frac{2(b_8 - 2b_6)(s-u)}{f^2} + \frac{4m_N(4c_1 + c_3)}{f^2} - \frac{8m_N(s-u)(d_{10} + d_7 - d_8)}{f^2} + \frac{4(-\nu_K(d_1 + d_2 + d_3) + 2m_K^2(d_4 + d_{48} + d_{49} + d_5 - d_{50} + d_6) - t(d_4 + d_5 + d_6))}{f^2}, \quad (51)$$

$$A_{KN}^{I=0} = \frac{4m_K^2(-b_0 - b_3 + b_4 + b_F) + 2t(b_3 - b_4)}{f^2} - \frac{(s-u)(4c_1 + c_3)}{f^2} + \frac{2(s-u)^2(d_{10} + d_7 - d_8)}{f^2}. \quad (52)$$

B. Tree level Born diagrams

Once simplified with the on-shell condition, the amplitude for the Born diagram could be rewritten as

$$B_{Born}(s, B_i, B_f, P) = -\frac{s + m_P(m_f + m_i) + m_f m_i}{s - m_P^2}, \quad (53)$$

$$A_{Born}(s, B_i, B_f, P) = -\frac{m_P(-2s + m_f^2 + m_i^2) + (m_f + m_i)(m_f m_i - s)}{2(s - m_P^2)},$$

where s is the invariant mass squared, m_i , and m_f are the masses of the initial and final baryons, B_i, B_f, P are the incoming, outgoing, propagating baryons respectively. For a crossed Born diagram, one can obtain the amplitude from the corresponding direct one with the following replacement $s \rightarrow u$.

For the d_{45}, d_{46}, d_{47} terms, the expressions are slightly different

$$B_{Born}^2(s, B_i, B_f, P) = \frac{m_i + m_P}{s - m_P^2}, \quad (54)$$

$$A_{Born}^2(s, B_i, B_f, P) = \frac{-2s + m_P(m_f - m_i) + m_f m_i + m_i^2}{2(s - m_P^2)}.$$

For the A parts of the Born terms, one would need to perform two replacements

$$B(s) \leftrightarrow A(s), \quad B(u) \leftrightarrow -A(u). \quad (55)$$

The contributions of the Born diagrams are

- $\pi N_{Born}^{I=3/2}$

$$\begin{aligned}
B_{\pi N}^{I=3/2} = & -\frac{B(u, N, N, N)(D+F)^2}{2f^2} \\
& + \frac{4B(u, N, N, N)(D+F)(2d_{38}m_K^2 - d_{38}m_\pi^2 + 2d_{40}m_K^2 + d_{40}m_\pi^2 + 2d_{44}m_\pi^2)}{f^2} \\
& - \frac{4m_\pi^2 B^2(u, N, N, N)(D+F)(d_{45} + d_{46})}{f^2}.
\end{aligned} \tag{56}$$

- $\pi N_{Born}^{I=1/2}$

$$\begin{aligned}
B_{\pi N}^{I=1/2} = & \frac{(D+F)^2(3B(s, N, N, N) + B(u, N, N, N))}{4f^2} \\
& - \frac{2(D+F)(3B(s, N, N, N) + B(u, N, N, N))}{f^2} (2d_{38}m_K^2 - d_{38}m_\pi^2 \\
& + 2d_{40}m_K^2 + d_{40}m_\pi^2 + 2d_{44}m_\pi^2) \\
& - \frac{2m_\pi^2(D+F)(d_{45} + d_{46})(3B^2(s, N, N, N) + B^2(u, N, N, N))}{f^2}.
\end{aligned} \tag{57}$$

- $KN_{Born}^{I=1}$

$$\begin{aligned}
B_{KN}^{I=1} = & -\frac{B(u, N, N, \Lambda)(D+3F)^2 + 3B(u, N, N, \Sigma)(D-F)^2}{12f^2} \\
& - \frac{2}{3f^2} (m_\pi^2 (B(u, N, N, \Lambda)(D+3F)(2d_{38} + d_{39} - 2d_{40} + d_{41}) \\
& + 3B(u, N, N, \Sigma)(F-D)(d_{39} + d_{41})) \\
& - 2m_K^2 (B(u, N, N, \Lambda)(D+3F)(2d_{38} + 2d_{40} - d_{41} - d_{43} + 2d_{44}) \\
& - 3B(u, N, N, \Sigma)(F-D)(d_{41} + d_{43}))) \\
& - \frac{2m_K^2 (B^2(u, N, N, \Lambda)(D+3F)(d_{45} + 3d_{46}) - 3B^2(u, N, N, \Sigma)(F-D)(d_{45} - d_{46}))}{3f^2}.
\end{aligned} \tag{58}$$

- $KN_{Born}^{I=0}$

$$\begin{aligned}
B_{KN}^{I=0} = & \frac{B(u, N, N, \Lambda)(D + 3F)^2 - 9B(u, N, N, \Sigma)(D - F)^2}{12f^2} \\
& - \frac{2}{3f^2} (2m_K^2 (B(u, N, N, \Lambda)(D + 3F)(2d_{38} + 2d_{40} - d_{41} - d_{43} + 2d_{44}) \\
& + 9B(u, N, N, \Sigma)(F - D)(d_{41} + d_{43})) \\
& - m_\pi^2 (B(u, N, N, \Lambda)(D + 3F)(2d_{38} + d_{39} - 2d_{40} + d_{41}) \\
& - 9B(u, N, N, \Sigma)(F - D)(d_{39} + d_{41}))) \\
& \frac{2m_K^2 (B^2(u, N, N, \Lambda)(D + 3F)(d_{45} + 3d_{46}) + 9B^2(u, N, N, \Sigma)(F - D)(d_{45} - d_{46}))}{3f^2}.
\end{aligned} \tag{59}$$

C. Vertex renormalization

To simplify the final expression, we provide the amplitudes without integrating over the intermediate momentum. The integral can be easily performed with the help of the OneLoop package [78, 79]. The contributions are

$$Re_{ab}(B_i, B_f, \Phi, P) = \frac{-i(\not{k} + \not{q}_f)(\not{P} - \not{k} + m_P)\gamma^5 \not{k}}{(k^2 - m_\Phi^2)((P - k)^2 - m_P^2)}, \tag{60}$$

$$Re_{cd}(B_i, B_f, \Phi, \Phi_f, P_1, P_2) = \frac{i\gamma^5 \not{k}(\not{p}_f - \not{k} + m_2)\gamma^5 \not{q}_f(\not{P} - \not{k} + m_1)\gamma^5 \not{k}}{(k^2 - m_\Phi^2)((p_f - k)^2 - M_2^2)((P - k)^2 - M_1^2)}, \tag{61}$$

$$Re_{no}(B_i, B_f, \Phi,) = \frac{-i\gamma^5 \not{k}(\not{p}_f + \not{k} + m_P)(\not{q}_f + \not{k})}{(k^2 - m_\Phi^2)((p_f + k)^2 - m_P^2)}, \tag{62}$$

$$Re_{pr}(\Phi) = \frac{i\gamma^5 \not{q}_f}{k^2 - m_\Phi^2}, \tag{63}$$

where B_i, B_f, Φ_f refer to initial and final state baryons and mesons, Φ is the propagated meson, and P, P_1, P_2 are the propagated baryons.

In numerical calculations, when limited to πN and KN channels, only vertices listed below are needed,

$$\begin{aligned}
V_{p \rightarrow \pi^0 p}^{Re} = & -\frac{\Delta F_\pi(D+F)}{2f} - \frac{(D+F)}{24f^3} (Z_B(N, \eta, N)(D-3F)^2 + Z_B(N, K, \Lambda)(D+3F)^2 \\
& + 9(Z_B(N, K, \Sigma)(D-F)^2 + Z_B(N, \pi, N)(D+F)^2)) - \frac{(D+F)Z_\Phi(\pi)}{8f} \\
& - \frac{Re_{ab}(N, N, K, \Lambda)(D+3F)}{16f^3} + \frac{Re_{ab}(N, N, K, \Sigma)(F-D)}{16f^3} - \frac{Re_{ab}(N, N, \pi, N)(D+F)}{4f^3} \\
& - \frac{Re_{cd}(N, N, \eta, \pi, N, N)(D-3F)^2(D+F)}{24f^3} - \frac{DRe_{cd}(N, N, K, \pi, \Lambda, \Sigma)(F-D)(D+3F)}{12f^3} \\
& - \frac{DRe_{cd}(N, N, K, \pi, \Sigma, \Lambda)(F-D)(D+3F)}{12f^3} - \frac{FRe_{cd}(N, N, K, \pi, \Sigma, \Sigma)(F-D)^2}{2f^3} \\
& + \frac{Re_{cd}(N, N, \pi, \pi, N, N)(D+F)^3}{8f^3} + \frac{Re_{no}(N, N, K, \Lambda)(D+3F)}{16f^3} \\
& - \frac{Re_{no}(N, N, K, \Sigma)(F-D)}{16f^3} + \frac{Re_{no}(N, N, \pi, N)(D+F)}{4f^3} \\
& + \frac{(D+F)(Re_{pr}(K) + 2Re_{pr}(\pi))}{6f^3},
\end{aligned} \tag{64}$$

$$V_{p \rightarrow \pi^+ n}^{Re} = \sqrt{2}V_{p \rightarrow \pi^0 p}^{Re}, \quad V_{n \rightarrow \pi^- p}^{Re} = \sqrt{2}V_{p \rightarrow \pi^0 p}^{Re}, \quad V_{n \rightarrow \pi^0 n}^{Re} = -V_{p \rightarrow \pi^0 p}^{Re}, \tag{65}$$

$$\begin{aligned}
V_{p \rightarrow K^+ \Sigma^0}^{Re} = & \frac{(F-D)\Delta F_K}{2f} - \frac{D-F}{48f^3} \left(Z_B(N, \eta, N)(D-3F)^2 + Z_B(N, K, \Lambda)(D+3F)^2 \right. \\
& + 9Z_B(N, K, \Sigma)(D-F)^2 + 9Z_B(N, \pi, N)(D+F)^2 + 4Z_B(\Sigma, \eta, \Sigma)D^2 \\
& + 6Z_B(\Sigma, K, N)(D-F)^2 + 6Z_B(\Sigma, K, \Xi)(D+F)^2 + 4Z_B(\Sigma, \pi, \Lambda)D^2 + 24Z_B(\Sigma, \pi, \Sigma)F^2 \Big) \\
& - \frac{(D-F)Z_\Phi(K)}{8f} - \frac{Re_{ab}(m, \Sigma, \eta, N)(D-3F)}{16f^3} + \frac{Re_{ab}(N, \Sigma, K, \Sigma)(F-D)}{4f^3} \\
& - \frac{Re_{ab}(N, \Sigma, \pi, N)(D+F)}{16f^3} - \frac{DRe_{cd}(N, \Sigma, \eta, K, N, \Sigma)(D-3F)(F-D)}{12f^3} \\
& - \frac{Re_{cd}(N, \Sigma, K, K, \Lambda, \Xi)(D-3F)(D+3F)(D+F)}{24f^3} - \frac{Re_{cd}(N, \Sigma, K, K, \Sigma, \Xi)(F-D)(D+F)}{8f^3} \\
& + \frac{DRe_{cd}(N, \Sigma, \pi, K, N, \Lambda)(D+3F)(D+F)}{12f^3} + \frac{FRe_{cd}(N, \Sigma, \pi, K, N, \Sigma)(F-D)(D+F)}{2f^3} \\
& - \frac{Re_{no}(N, \Sigma, K, N)(D-F)}{8f^3} - \frac{Re_{no}(N, \Sigma, K, N)(F-D)}{4f^3} \\
& + \frac{DRe_{no}(N, \Sigma, \eta, \Sigma)}{8f^3} + \frac{DRe_{no}(N, \Sigma, \pi, \Lambda)}{8f^3} - \frac{FRe_{no}(N, \Sigma, \pi, \Sigma)}{4f^3} \\
& - \frac{(D-F)(Re_{pr}(\eta) + 2Re_{pr}(K) + Re_{pr}(\pi))}{8f^3},
\end{aligned} \tag{66}$$

$$V_{p \rightarrow K^0 \Sigma^+}^{Re} = \sqrt{2}V_{p \rightarrow K^+ \Sigma^0}^{Re}, \quad V_{n \rightarrow K^0 \Sigma^0}^{Re} = -V_{p \rightarrow K^+ \Sigma^0}^{Re}, \quad V_{n \rightarrow K^+ \Sigma^-}^{Re} = \sqrt{2}V_{p \rightarrow K^+ \Sigma^0}^{Re}, \tag{67}$$

$$\begin{aligned}
V_{p \rightarrow K^+\Lambda}^{Re} = & \frac{(D+3F)\Delta F_K}{2\sqrt{3}f} + \frac{D+3F}{4\sqrt{3}f} \left(\frac{Z_B(N, \eta, N)(D-3F)^2}{12f^2} + \frac{Z_B(N, K, \Lambda)(D+3F)^2}{12f^2} \right. \\
& + \frac{3Z_B(N, K, \Sigma)(F-D)^2}{4f^2} + \frac{3Z_B(N, \pi, N)(D+F)^2}{4f^2} + \frac{Z_B(\Lambda, \eta, \Lambda)D^2}{3f^2} \\
& + \frac{Z_B(\Lambda, K, N)(D+3F)^2}{6f^2} + \frac{Z_B(\Lambda, K, \Xi)(D-3F)^2}{6f^2} + \left. \frac{Z_B(\Lambda, \pi, \Sigma)D^2}{f^2} \right) \\
& + \frac{(D+3F)Z_\Phi(K)}{8\sqrt{3}f} + \frac{3\sqrt{3}Re_{ab}(N, \Lambda, \pi, mN)(D+F)}{16f^3} \\
& - \frac{\sqrt{3}Re_{ab}(N, \Lambda, \eta, mN)(D-3F)}{16f^3} + \frac{DRe_{cd}(N, \Lambda, \eta, K, N, \Lambda)(D+3F)(D-3F)}{12\sqrt{3}f^3} \\
& + \frac{Re_{cd}(N, \Lambda, K, K, \Lambda, \Xi)(D+3F)(D-3F)^2}{24\sqrt{3}f^3} - \frac{\sqrt{3}Re_{cd}(N, \Lambda, K, K, \Sigma, \Xi)(F-D)(D+F)(D-3F)}{8f^3} \\
& + \frac{\sqrt{3}DRe_{cd}(N, \Lambda, \pi, K, N, \Sigma)(F-D)(D+F)}{4f^3} - \frac{\sqrt{3}Re_{no}(N, \Lambda, K, N)(D+3F)}{8f^3} \\
& - \frac{\sqrt{3}DRe_{no}(N, \Lambda, \eta, \Lambda)}{8f^3} + \frac{\sqrt{3}DRe_{no}(N, \Lambda, \pi, \Sigma)}{8f^3} \\
& - \frac{(D+3F)(Re_{pr}(\eta) + 2Re_{pr}(K) + Re_{pr}(\pi))}{8\sqrt{3}f^3},
\end{aligned} \tag{68}$$

$$V_{n \rightarrow K^0 \Lambda^0}^{Re} = V_{p \rightarrow K^+ \Sigma^0}^{Re}. \tag{69}$$

D. Divergent parts of the LECs

As mentioned in the main text, the LECs can be divided into finite parts and infinite parts as shown in Eq. (37). The divergent parts absorb all the ultraviolet divergence from the loop diagrams.

Their explicit expressions are

$$\begin{aligned}
c_{1d} &= -\frac{-27mDF^3 - 31mD^3F + 9mDF}{192f^2\pi^2}, \\
c_{2d} &= -\frac{-27mF^4 - 106mD^2F^2 + 18mF^2 - 19mD^4 - 6mD^2 + 9m}{768f^2\pi^2}, \\
c_{3d} &= -\frac{11mD^4 + 9mF^2D^2 + 9mD^2}{72f^2\pi^2}, \\
b_{1d} &= -\frac{207mF^4 + 738mD^2F^2 + 18mF^2 - 73mD^4 - 6mD^2 - 45m}{2304f^2\pi^2}, \\
b_{2d} &= -\frac{-45mF^4 + 90mD^2F^2 + 90mF^2 - 5mD^4 - 30mD^2 - 9m}{256f^2\pi^2}, \\
b_{3d} &= -\frac{3(3mDF^3 - mD^3F + mDF)}{32f^2\pi^2}, \\
b_{0d} &= -\frac{m(9F^2 + 13D^2)}{144f^2\pi^2}, \\
b_{4d} &= -\frac{mD^4 - 81mF^2D^2 + 27mD^2}{144f^2\pi^2}, \\
b_{Dd} &= -\frac{3mF^2 - mD^2}{32f^2\pi^2}, \\
b_{Fd} &= -\frac{5mFD}{48f^2\pi^2}, \\
b_{5d} &= -\frac{-15F^4 + 30D^2F^2 + 30F^2 + 9D^4 - 10D^2 - 15}{768f^2\pi^2}, \\
b_{6d} &= -\frac{-9DF^3 - 13D^3F + 9DF}{96f^2\pi^2}, \\
b_{7d} &= -\frac{-9D^4 + 18D^2F^2 + 18F^2 - D^4 - 6D^2 - 9}{256f^2\pi^2}, \\
b_{8d} &= -\frac{-5D^4 - 27F^2D^2 + 9D^2}{144f^2\pi^2},
\end{aligned} \tag{70}$$

$$\begin{aligned}
d_{5d} &= -d_{48d} - \frac{9F^4 - 36DF^3 + 46D^2F^2 - 18F^2 - 20D^3F + 36DF + 17D^4 - 26D^2 - 9}{1536f^2\pi^2}, \\
d_{6d} &= d_{50d} - \frac{D^4 + 3F^2D^2 - 3D^2}{96f^2\pi^2}, \\
d_{4d} &= -d_{49d} - \frac{-9F^4 - 36DF^3 - 46D^2F^2 + 18F^2 - 20D^3F + 36DF - 17D^4 + 26D^2 + 9}{1536f^2\pi^2}, \\
d_{10d} &= \frac{b_{8d}}{4m} - \frac{5D^4 + 27F^2D^2 - 9D^2}{576f^2m\pi^2}, \\
d_{7d} &= \frac{b_{5d}}{8m} - \frac{b_{6d}}{8m} - \frac{21F^4 - 36DF^3 - 42D^2F^2 - 42F^2 - 52D^3F + 36DF - 3D^4 + 14D^2 + 21}{3072f^2m\pi^2}, \\
d_{9d} &= -\frac{b_{5d}}{2m} + \frac{b_{7d}}{2m} - \frac{3F^4 - 6D^2F^2 - 6F^2 + 3D^4 + 2D^2 + 3}{384f^2m\pi^2}, \\
d_{8d} &= \frac{b_{5d}}{8m} + \frac{b_{6d}}{8m} + \frac{b_{7d}}{8m} - \frac{21F^4 + 36DF^3 - 42D^2F^2 - 42D_r^2 + 52D^3F - 36DF - 3D^4 + 14D^2 + 21}{3072f^2m\pi^2}.
\end{aligned} \tag{71}$$

E. Power counting breaking terms of the one-loop diagrams

In this subsection, we list the power counting breaking terms in the πN and KN channels.

- $\pi N_{PCB}^{I=3/2}$

$$\begin{aligned}
D_{PCB} &= -\frac{1}{1152\pi^2 f^4 \tilde{m}} \left(2\tilde{m}^2 (2m_\pi^2 (369D^4 + 108D^3F + 18D^2 (43F^2 - 4) \right. \\
&\quad + 12DF (25F^2 + 2) + 5F^2 (29F^2 - 8)) - t (369D^4 + 108D^3F + 9D^2 (86F^2 - 1) \\
&\quad + 6DF (50F^2 + 9) + F^2 (145F^2 + 3)) - \sigma^2 (171D^4 + 108D^3F + 138D^2F^2 \\
&\quad \left. + 60DF^3 + 35F^4 + 63) \right),
\end{aligned} \tag{72}$$

$$B_{PCB} = -\frac{\tilde{m}^2 (9D^4 + 9D^3F + 2D^2F^2 - 3DF^3 + 9DF + 3F^4 - 2F^2)}{12\pi^2 f^4}. \tag{73}$$

- $\pi N_{PCB}^{I=1/2}$

$$\begin{aligned}
D_{PCB} = & -\frac{1}{1152\pi^2 f^4 \tilde{m}} \left(2\tilde{m}^2 \left(2m_\pi^2 (369D^4 + 108D^3F + 18D^2(43F^2 - 4)) \right. \right. \\
& + 12DF(25F^2 + 2) + 5F^2(29F^2 - 8) \left. \right) - t(369D^4 + 108D^3F + 9D^2(86F^2 - 1) \\
& + 6DF(50F^2 + 9) + F^2(145F^2 + 3)) - \sigma^2(171D^4 + 108D^3F + 138D^2F^2 \\
& + 60DF^3 + 35F^4 + 63) \left. \right), \\
\end{aligned} \tag{74}$$

$$B_{PCB} = \frac{\tilde{m}^2(9D^4 + 9D^3F + 2D^2F^2 - 3DF^3 + 9DF + 3F^4 - 2F^2)}{6\pi^2 f^4}. \tag{75}$$

• $KN_{PCB}^{I=1}$

$$\begin{aligned}
D_{PCB} = & -\frac{1}{576\pi^2 f^4 \tilde{m}} \left(2\tilde{m}^2 \left(2m_K^2 (369D^4 + 18D^2(F^2 - 3) + F^2(85F^2 - 14)) \right. \right. \\
& - t(369D^4 + 9D^2(2F^2 - 1) + F^2(85F^2 + 3)) - \sigma^2(171D^4 - 6D^2F^2 + 19F^4 + 63) \left. \right), \\
\end{aligned} \tag{76}$$

$$B_{PCB} = -\frac{i\tilde{m}^2(27D^4 - 3D^2F^2 + 8F^4 + 3F^2)}{18\pi^2 f^4}. \tag{77}$$

• $KN_{PCB}^{I=0}$

$$\begin{aligned}
D_{PCB} = & \frac{1}{144\pi^2 f^4 \tilde{m}} \left(F\sigma^2(-27D^3 + 36D^2F - 15DF^2 + 4F^3) \right. \\
& + \tilde{m}^2(2m_K^2(54D^3F + D^2(9 - 378F^2) + 6D(25F^2 + 2)F - 30F^4 + 13F^2) \\
& + 3Ft(-18D^3 + 126D^2F - D(50F^2 + 9) + 10F^3)) \left. \right), \\
\end{aligned} \tag{78}$$

$$B_{PCB} = -\frac{F\tilde{m}^2(-27D^3 + 9D^2F + 9D(F^2 - 3) + F(F^2 - 9))}{18\pi^2 f^4}. \tag{79}$$

In the above equations, $\sigma = s - \tilde{m}^2$. We have already set the scale μ in the \overline{MS} scheme to be equal to the chiral limit baryon mass \tilde{m} . All these power counting breaking terms are absorbed into the

corresponding LECs in the EOMS scheme, i.e.,

$$\begin{aligned}
b_0^{PCB} &= b_4^{PCB} + \frac{\tilde{m}(9D^2(42F^2 - 1) + F^2(30F^2 - 13))}{288\pi^2 f^2}, \\
b_D^{PCB} &= \frac{\tilde{m}(F^2 - 3D^2)}{64\pi^2 f^2}, \\
b_F^{PCB} &= -\frac{5DF\tilde{m}}{96\pi^2 f^2}, \\
b_1^{PCB} &= -\frac{\tilde{m}(333D^4 - 9D^2(74F^2 - 7) + F^2(5F^2 - 21))}{1152\pi^2 f^2}, \\
b_2^{PCB} &= -\frac{\tilde{m}(45D^4 - 9D^2(10F^2 + 1) + F^2(5F^2 + 3))}{128\pi^2 f^2}, \\
b_3^{PCB} &= -\frac{DF\tilde{m}(18D^2 + 50F^2 + 9)}{96\pi^2 f^2}, \\
b_5^{PCB} &= -\frac{-87D^4 + 46D^2F^2 + F^4 - 15}{768\pi^2 f^2}, \\
b_6^{PCB} &= \frac{9D^3F + 5DF^3}{96\pi^2 f^2}, \\
b_7^{PCB} &= \frac{9D^4 - 18D^2F^2 + F^4 + 9}{256\pi^2 f^2}, \\
b_8^{PCB} &= \frac{144\pi^2 b_4^{PCB} f^2 \tilde{m} t + 2F^2 \sigma^2 (9D^2 + F^2) + 3F^2 \tilde{m}^2 t (63D^2 + 5F^2)}{144\pi^2 f^2 \sigma^2}, \\
c_1^{PCB} &= \frac{DF\tilde{m}(3D^2 - F^2 + 3)}{32\pi^2 f^2}, \\
c_2^{PCB} &= \frac{\tilde{m}(9D^4 + 2D^2F^2 + 3F^4 - 2F^2)}{96\pi^2 f^2}, \\
c_3^{PCB} &= -\frac{F^2 \tilde{m}(9D^2 + F^2 - 9)}{72\pi^2 f^2}.
\end{aligned} \tag{80}$$

F. Decuplet contributions

In this section, we evaluate the contributions of the virtual decuplet to meson-baryon scattering by including the lowest order exchange diagrams. For the construction of HBChPT and covariant BChPT with Δ or decuplet fields in general, we refer the reader to Refs. [44, 88], and Ref. [89], respectively.

In the following we show the lowest order contributions of the decuplet adopting the so-called δ -expansion [90]. That is, the decuplet contributions are counted differently for energies well below the resonances or around the resonance peaks:

1. low-energy: $m_\phi \sim p$, $m_\Delta - m_N \sim p^{1/2}$



FIG. 12. Lowest order contribution from the intermediate decuplet. The double line refers to the spin- $\frac{3}{2}$ propagator.

2. resonance peak: $m_\phi \sim p^2$, $m_\Delta - m_N \sim p$

At the lowest order, the decuplet exchange diagram is shown in Fig.12. The relevant effective Lagrangian with decuplet as explicit degrees of freedom is

$$\mathcal{L}_{\Phi BD} = \frac{i\mathcal{C}}{m_{D0}F_\Phi} \epsilon^{abc} (\partial_\alpha \bar{T}_\mu^{ade}) \gamma^{\alpha\mu\nu} B_c^e \partial_\nu \Phi_b^d + H.c. \quad (81)$$

where we have adopted the so-called “consistent” coupling scheme for the meson-octet-decuplet vertices [91, 92]. T is the tensor collecting the decuplet baryons, B is the baryon octet, and Φ is the Gold-stone boson octet. m_{D0} here refers to the chiral limit decuplet mass. The total antisymmetric gamma matrix products are defined as

$$\gamma^{\mu\nu} = \frac{1}{2}[\gamma^\mu, \gamma^\nu], \quad \gamma^{\mu\nu\rho} = \frac{1}{2}\{\gamma^{\mu\nu}, \gamma^\rho\}. \quad (82)$$

Similar to the Born terms, the contribution of the decuplet exchange diagram reads

$$\begin{aligned} B_{Born}^D(s, B_i, \Phi_i, B_f, \Phi_f, D) &= -\frac{1}{6(s - m_D^2)} \left(-m_D m_i (m_f^2 - M_f^2 + s) - m_D m_f (m_i^2 - M_i^2 + s) \right. \\ &\quad \left. + (m_f^2 - M_f^2 + s) (m_i^2 - M_i^2 + s) - 3s (m_f^2 + m_i^2 - t) - 2s m_f m_i \right), \\ A_{Born}^D(s, B_i, \Phi_i, B_f, \Phi_f, D) &= -\frac{1}{12(s - m_D^2)} \left(s (m_D (4m_f m_i - 6m_f^2 - 6m_i^2 + 6t) \right. \\ &\quad \left. + m_f (-3m_i^2 - 2M_i^2 + 2s + 3t) + m_i (-2M_f^2 - 3m_i^2 + 2s + 3t) \right. \\ &\quad \left. - 3m_f^2 m_i - 3m_f^3) - m_D m_f (m_f + m_i) (m_i^2 - M_i^2 + s) \right. \\ &\quad \left. + (m_f^2 - M_f^2 + s) ((4m_D + m_f + m_i) (m_i^2 - M_i^2 + s) - m_D m_i (m_f + m_i)) \right), \end{aligned} \quad (83)$$

where the symbols $B_i, B_f, D, \Phi_i, \Phi_f$ refer to incoming/outgoing baryons, intermediate decuplet, and incoming/outgoing mesons. Note that in this notation, the coupling constant \mathcal{C} of the meson-octet-decuplet vertices has a factor of $2\sqrt{2}$ compared to the h_A in, for instance, Ref. [51]. Taking

TABLE XII. LECs in the πN channel including the lowest order decuplet contribution with $h_A = 2.9$.

α_1	α_2	α_3	α_4	α_5	α_6	α_7	α_8	\mathcal{C}	$\chi^2/d.o.f.$
-3.737(36)	0.659(7)	0.893(4)	-0.745(21)	0.159(5)	1.066(20)	0.351(10)	0.133(34)	$\frac{h_A}{2\sqrt{2}}$	0.918

 TABLE XIII. LECs in the $I = 0$ KN channel including the lowest order decuplet contribution with $h_A = 2.9$ at $\mathcal{O}(p^3)^*$.

β_1	β_2	β_3	β_4	\mathcal{C}	$\chi^2/d.o.f.$
-0.831(1)	0.1535(2)	0.608(2)	-0.055(1)	$\frac{h_A}{2\sqrt{2}}$	1.02

this into account, we set $m_{D0} = m_\Delta$ in the fitting process. The B parts of the scattering amplitudes are

$$B_{\pi N}^{I=3/2} = \frac{2C^2(B^D(u, N, \pi, N, \pi, \Delta) - 3B^D(s, t, N, \pi, N, \pi, \Delta))}{3f^2m_{D0}^2}, \quad (84)$$

$$B_{\pi N}^{I=1/2} = \frac{8C^2B^D(u, N, \pi, N, \pi, \Delta)}{3f^2m_{D0}^2},$$

$$B_{KN}^{I=1} = \frac{C^2B^D(u, N, K, N, K, \Sigma^*)}{3f^2m_{D0}^2}, \quad (85)$$

$$B_{KN}^{I=0} = \frac{C^2B^D(u, N, K, N, K, \Sigma^*)}{f^2m_{D0}^2}.$$

The A parts can be easily obtained with the same replacement as that in the Born terms.

We first follow exactly the same fitting strategy as in the decuplet-less case except enlarging the fitting range up to 1.2GeV in the πN channel. A direct fit of these 9 parameters($\alpha_{1,\dots,8}$, \mathcal{C}) yields a $h_A = 2.900(44)$, which is almost exactly equal to the value determined by fitting to the Breit-Wigner width of the Δ , i.e., $\Gamma_\Delta = 118\text{MeV}$ [50, 51]. Thus we fix h_A to be exactly 2.9 and fit(refit) the LECs in the $KN(\pi N)$ channel. The fitting results are collected in Tables XII, XIV, XIII.

Taking the lowest order contribution into account, we re-plot the phase shifts with the new set of LECs. The results are shown in Figs. 13, 14. Clearly, the description is compatible with that in the SU(2) case. Compared with the results without the decuplet contributions, the description is obviously improved up to higher energies, especially for the P_{11} channel, as mentioned in the main text. Meanwhile, for the KN channel, taking the decuplet contribution into account or not does not seem to make any appreciable difference.

One interesting point is that the consideration of the decuplet contributions changes the values

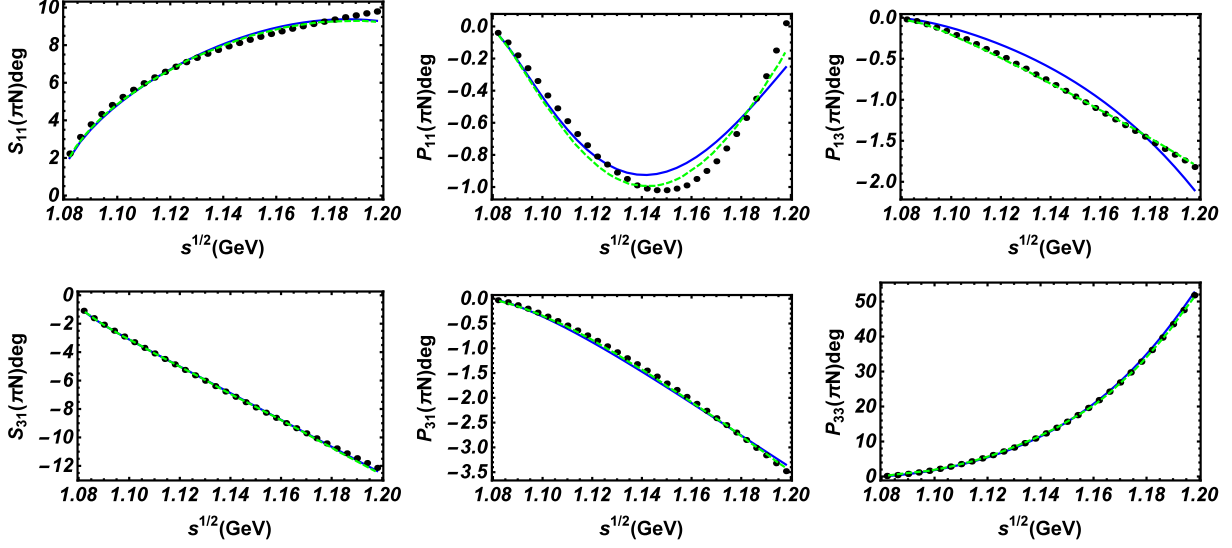


FIG. 13. πN phase shifts with the lowest order decuplet contribution included. The blue lines are our results in SU(3) while the green dashed lines are the results in SU(2) from Ref. [51]. The black dots denote the experimental data.

TABLE XIV. LECs in the $I = 1$ KN channel including the lowest order decuplet contribution with $h_A = 2.9$ at $\mathcal{O}(p^3)^*$.

γ_1	γ_2	γ_3	γ_4	\mathcal{C}	$\chi^2/d.o.f.$
-0.398(22)	0.420(7)	0.615(6)	-0.103(42)	$\frac{h_A}{2\sqrt{2}}$	0.491

of LECs, similar to the case of baryon masses [57]. In the δ -expansion, the leading order decuplet contribution is counted as of $\mathcal{O}(p^{3/2})$. Up to $\mathcal{O}(p^3)$, one is supposed to include the NLO contributions, which counts as $\mathcal{O}(p^{5/2})$. However, as shown in the SU(2) case [50], the inclusion of the NLO decuplet contribution will only introduce redundant parameters which could be absorbed into \mathcal{C} and $b_0, b_D, b_F, b_{1,\dots,8}$.

-
- [1] G. Hohler, in Landolt-Börnstein, **9b2**, ed. H. Schopper, Springer, Berlin, (1983)
 - [2] A. Bottino, F. Donato, N. Fornengo and S. Scopel, Astropart. Phys. **13** (2000) 215 [hep-ph/9909228].
 - [3] A. Bottino, F. Donato, N. Fornengo and S. Scopel, Phys. Rev. D **78** (2008) 083520 [arXiv:0806.4099 [hep-ph]].
 - [4] J. R. Ellis, K. A. Olive, Y. Santoso and V. C. Spanos, Phys. Rev. D **71** (2005) 095007

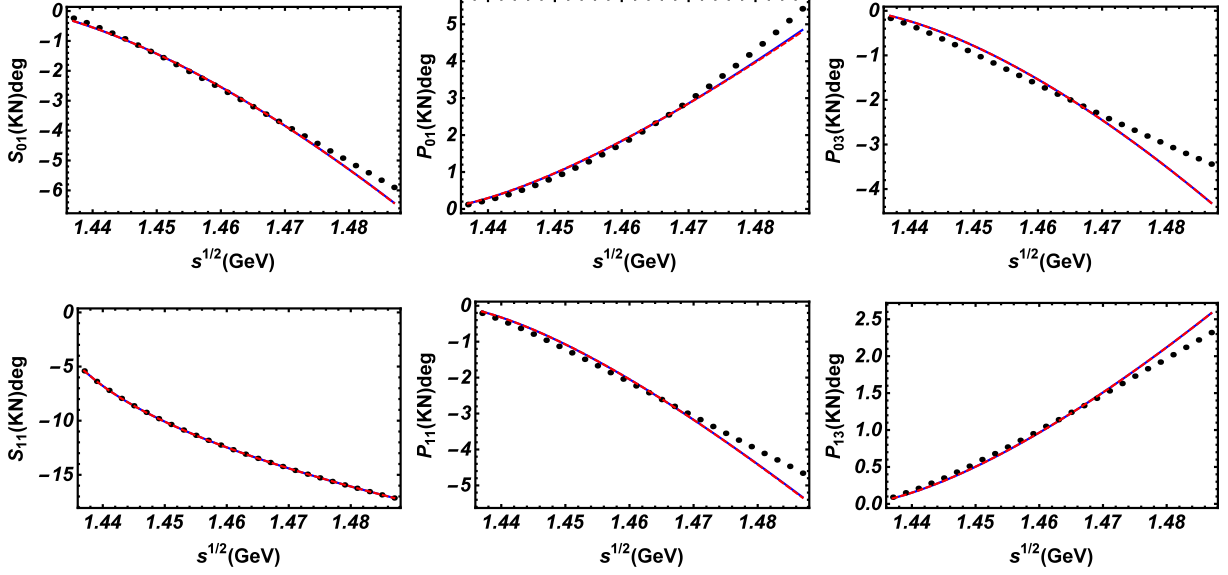


FIG. 14. KN phase shifts with the lowest order decuplet contribution included. The blue solid lines are our results in $SU(3)$ while the red dashed lines are the results without the decuplet contributions. The black dots denote the experimental data. The blue solid lines and the red dashed lines overlap each other.

[hep-ph/0502001].

- [5] J. R. Ellis, K. A. Olive and C. Savage, Phys. Rev. D **77** (2008) 065026 [arXiv:0801.3656 [hep-ph]].
- [6] R. J. Hill and M. P. Solon, Phys. Lett. B **707** (2012) 539 [arXiv:1111.0016 [hep-ph]].
- [7] J. M. Cline, K. Kainulainen, P. Scott and C. Weniger, Phys. Rev. D **88** (2013) 055025 Erratum: [Phys. Rev. D **92** (2015), 039906] [arXiv:1306.4710 [hep-ph]].
- [8] J. Ellis, N. Nagata and K. A. Olive, Eur. Phys. J. C **78**, 569 (2018) [arXiv:1805.09795 [hep-ph]].
- [9] E. Massot, J. Margueron and G. Chanfray, EPL **97** (2012), 39002 [arXiv:1201.2772 [nucl-th]].
- [10] H.-J. Schulze and T. Rijken, Phys. Rev. C **84** (2011) 035801.
- [11] J. N. Hu, A. Li, H. Toki and W. Zuo, Phys. Rev. C **89** (2014), 025802 [arXiv:1307.4154 [nucl-th]].
- [12] T. Miyatsu, S. Yamamuro and K. Nakazato, Astrophys. J. **777** (2013) 4 [arXiv:1308.6121 [astro-ph.HE]].
- [13] P. Demorest, T. Pennucci, S. Ransom, M. Roberts and J. Hessels, Nature **467** (2010) 1081 [arXiv:1010.5788 [astro-ph.HE]].
- [14] J. Antoniadis *et al.*, Science **340** (2013) 6131 [arXiv:1304.6875 [astro-ph.HE]].
- [15] E. Oset *et al.*, Int. J. Mod. Phys. E **25** (2016) 1630001 [arXiv:1601.03972 [hep-ph]].
- [16] L. Roca, M. Mai, E. Oset and U. G. Meißner, Eur. Phys. J. C **75** (2015), 218 [arXiv:1503.02936

- [hep-ph]].
- [17] K. Miyahara, T. Hyodo and E. Oset, Phys. Rev. C **92** (2015), 055204 [arXiv:1508.04882 [nucl-th]].
 - [18] N. Ikeno and E. Oset, Phys. Rev. D **93** (2016), 014021 [arXiv:1510.02406 [hep-ph]].
 - [19] J. J. Xie, W. H. Liang and E. Oset, Phys. Lett. B **777** (2018) 447 [arXiv:1711.01710 [hep-ph]].
 - [20] M. Doring, U. G. Meißner and W. Wang, JHEP **1310**, 011 (2013) [arXiv:1307.0947 [hep-ph]].
 - [21] N. Kaiser, Phys. Rev. C **64**, 045204 (2001) Erratum: [Phys. Rev. C **73**, 069902 (2006)] [nucl-th/0107006].
 - [22] Y. R. Liu and S. L. Zhu, Phys. Rev. D **75**, 034003 (2007) [hep-ph/0607100].
 - [23] Y. R. Liu and S. L. Zhu, Eur. Phys. J. C **52**, 177 (2007) [hep-ph/0702246 [HEP-PH]].
 - [24] M. Mai, P. C. Bruns, B. Kubis and U. G. Meißner, Phys. Rev. D **80**, 094006 (2009) [arXiv:0905.2810 [hep-ph]].
 - [25] B. L. Huang and Y. D. Li, Phys. Rev. D **92**, 114033 (2015) Erratum: [Phys. Rev. D **95**, 019903 (2017)] [arXiv:1612.06163 [nucl-th]].
 - [26] B. L. Huang, J. S. Zhang, Y. D. Li and N. Kaiser, Phys. Rev. D **96**, 016021 (2017) [arXiv:1701.06018 [nucl-th]].
 - [27] A. Torok, S. R. Beane, W. Detmold, T. C. Luu, K. Orginos, A. Parreno, M. J. Savage and A. Walker-Loud, Phys. Rev. D **81**, 074506 (2010) [arXiv:0907.1913 [hep-lat]].
 - [28] W. Detmold and A. Nicholson, Phys. Rev. D **93**, 114511 (2016) [arXiv:1511.02275 [hep-lat]].
 - [29] M. Niiyama *et al.*, Phys. Rev. C **78** (2008) 035202 [arXiv:0805.4051 [hep-ex]].
 - [30] G. Agakishiev *et al.* [HADES Collaboration], Phys. Rev. C **87** (2013) 025201 [arXiv:1208.0205 [nucl-ex]].
 - [31] K. Moriya *et al.* [CLAS Collaboration], Phys. Rev. C **87** (2013), 035206 [arXiv:1301.5000 [nucl-ex]].
 - [32] K. Moriya *et al.* [CLAS Collaboration], Phys. Rev. C **88** (2013) 045201 Addendum: [Phys. Rev. C **88** (2013), 049902] [arXiv:1305.6776 [nucl-ex]].
 - [33] K. Moriya *et al.* [CLAS Collaboration], Phys. Rev. Lett. **112** (2014), 082004 [arXiv:1402.2296 [hep-ex]].
 - [34] S. Weinberg, Physica A **96**, 327 (1979).
 - [35] J. Gasser and H. Leutwyler, Annals Phys. **158**, 142 (1984).
 - [36] J. Gasser and H. Leutwyler, Nucl. Phys. B **250**, 465 (1985).
 - [37] J. Gasser, M. E. Sainio and A. Svarc, Nucl. Phys. B **307**, 779 (1988).
 - [38] H. Leutwyler, hep-ph/9406283.

- [39] V. Bernard, N. Kaiser and U. G. Meißner, *Int. J. Mod. Phys. E* **4**, 193 (1995) [hep-ph/9501384].
- [40] A. Pich, *Rept. Prog. Phys.* **58**, 563 (1995) [hep-ph/9502366].
- [41] G. Ecker, *Prog. Part. Nucl. Phys.* **35**, 1 (1995) [hep-ph/9501357].
- [42] S. Scherer, *Adv. Nucl. Phys.* **27**, 277 (2003) [hep-ph/0210398].
- [43] V. Bernard, *Prog. Part. Nucl. Phys.* **60**, 82 (2008) [arXiv:0706.0312 [hep-ph]].
- [44] E. E. Jenkins and A. V. Manohar, *Phys. Lett. B* **255**, 558 (1991).
- [45] T. Becher and H. Leutwyler, *Eur. Phys. J. C* **9**, 643 (1999) [hep-ph/9901384].
- [46] J. Gegelia and G. Japaridze, *Phys. Rev. D* **60**, 114038 (1999) [hep-ph/9908377].
- [47] T. Fuchs, J. Gegelia, G. Japaridze and S. Scherer, *Phys. Rev. D* **68**, 056005 (2003) [hep-ph/0302117].
- [48] L. Geng, *Front. Phys. (Beijing)* **8**, 328 (2013) [arXiv:1301.6815 [nucl-th]].
- [49] J. M. Alarcon, J. Martin Camalich and J. A. Oller, *Phys. Rev. D* **85**, 051503 (2012) [arXiv:1110.3797 [hep-ph]].
- [50] J. M. Alarcon, J. Martin Camalich and J. A. Oller, *Annals Phys.* **336**, 413 (2013) [arXiv:1210.4450 [hep-ph]].
- [51] Y. H. Chen, D. L. Yao and H. Q. Zheng, *Phys. Rev. D* **87**, 054019 (2013) [arXiv:1212.1893 [hep-ph]].
- [52] D. L. Yao, D. Siemens, V. Bernard, E. Epelbaum, A. M. Gasparyan, J. Gegelia, H. Krebs and U. G. Meißner, *JHEP* **1605**, 038 (2016) [arXiv:1603.03638 [hep-ph]].
- [53] D. Siemens, V. Bernard, E. Epelbaum, A. Gasparyan, H. Krebs and U. G. Meißner, *Phys. Rev. C* **94**, no. 1, 014620 (2016) [arXiv:1602.02640 [nucl-th]].
- [54] D. Siemens, J. Ruiz de Elvira, E. Epelbaum, M. Hoferichter, H. Krebs, B. Kubis and U.-G. Meißner, *Phys. Lett. B* **770**, 27 (2017) [arXiv:1610.08978 [nucl-th]].
- [55] D. Siemens, V. Bernard, E. Epelbaum, A. M. Gasparyan, H. Krebs and U. G. Meißner, *Phys. Rev. C* **96**, 055205 (2017) [arXiv:1704.08988 [nucl-th]].
- [56] X.-L. Ren, L. S. Geng, J. Martin Camalich, J. Meng and H. Toki, *JHEP* **1212**, 073 (2012) [arXiv:1209.3641 [nucl-th]].
- [57] X. L. Ren, L. Geng, J. Meng and H. Toki, *Phys. Rev. D* **87**, 074001 (2013) [arXiv:1302.1953 [nucl-th]].
- [58] X. L. Ren, L. S. Geng and J. Meng, *Eur. Phys. J. C* **74**, 2754 (2014) [arXiv:1311.7234 [hep-ph]].
- [59] X. L. Ren, L. S. Geng and J. Meng, *Phys. Rev. D* **89** (2014), 054034 [arXiv:1307.1896 [nucl-th]].
- [60] X. L. Ren, L. S. Geng and J. Meng, *Phys. Rev. D* **91**, 051502 (2015) [arXiv:1404.4799 [hep-ph]].
- [61] X. L. Ren, X. Z. Ling and L. S. Geng, *Phys. Lett. B* **783**, 7 (2018) [arXiv:1710.07164 [hep-ph]].

- [62] X. L. Ren, K. W. Li, L. S. Geng, B. W. Long, P. Ring and J. Meng, *Chin. Phys. C* **42**, 014103 (2018) [arXiv:1611.08475 [nucl-th]].
- [63] K. W. Li, X. L. Ren, L. S. Geng and B. W. Long, *Chin. Phys. C* **42**, 014105 (2018) [arXiv:1612.08482 [nucl-th]].
- [64] J. Song, K. W. Li and L. S. Geng, *Phys. Rev. C* **97**, 065201 (2018) [arXiv:1802.04433 [nucl-th]].
- [65] K. W. Li, T. Hyodo and L. S. Geng, arXiv:1809.03199 [nucl-th].
- [66] Y. Xiao, L. S. Geng and X. L. Ren, arXiv:1812.03005 [nucl-th].
- [67] L. Girlanda, A. Kievsky, M. Viviani and L. E. Marcucci, arXiv:1811.09398 [nucl-th].
- [68] T. Becher and H. Leutwyler, *JHEP* **0106** (2001) 017 [hep-ph/0103263].
- [69] N. Fettes, U. G. Meißner and S. Steininger, *Nucl. Phys. A* **640**, 199 (1998) [hep-ph/9803266].
- [70] R. A. Arndt, W. J. Briscoe, I. I. Strakovsky and R. L. Workman, *Phys. Rev. C* **74**, 045205 (2006) [nucl-th/0605082].
- [71] J. S. Hyslop, R. A. Arndt, L. D. Roper and R. L. Workman, *Phys. Rev. D* **46**, 961 (1992).
- [72] M. Hoferichter, J. Ruiz de Elvira, B. Kubis and U. G. Meißner, *Phys. Rept.* **625**, 1 (2016) [arXiv:1510.06039 [hep-ph]].
- [73] J. A. Oller, M. Verbeni and J. Prades, hep-ph/0701096.
- [74] J. A. Oller, M. Verbeni and J. Prades, *JHEP* **0609**, 079 (2006) [hep-ph/0608204].
- [75] M. Frink and U. G. Meißner, *Eur. Phys. J. A* **29**, 255 (2006) [hep-ph/0609256].
- [76] M. Frink and U. G. Meißner, *JHEP* **0407**, 028 (2004) [hep-lat/0404018].
- [77] X. L. Ren, L. Alvarez-Ruso, L. S. Geng, T. Ledwig, J. Meng and M. J. Vicente Vacas, *Phys. Lett. B* **766**, 325 (2017) [arXiv:1606.03820 [nucl-th]].
- [78] A. van Hameren, C. G. Papadopoulos and R. Pittau, *JHEP* **0909** (2009) 106 [arXiv:0903.4665 [hep-ph]].
- [79] A. van Hameren, *Comput. Phys. Commun.* **182** (2011) 2427 [arXiv:1007.4716 [hep-ph]].
- [80] G. Passarino and M. J. G. Veltman, *Nucl. Phys. B* **160**, 151 (1979).
- [81] M. Hoferichter, B. Kubis and U. G. Meißner, *Nucl. Phys. A* **833** (2010) 18 [arXiv:0909.4390 [hep-ph]].
- [82] U. G. Meißner and J. A. Oller, *Nucl. Phys. A* **673**, 311 (2000) [nucl-th/9912026].
- [83] J. M. Alarcon, J. Martin Camalich, J. A. Oller and L. Alvarez-Ruso, *Phys. Rev. C* **83**, 055205 (2011) Erratum: [*Phys. Rev. C* **87**, 059901 (2013)] [arXiv:1102.1537 [nucl-th]].
- [84] T. P. Cheng and R. F. Dashen, *Phys. Rev. Lett.* **26** (1971) 594.

- [85] H. C. Schroder *et al.*, Eur. Phys. J. C **21**, 473 (2001).
- [86] V. Bernard, T. R. Hemmert and U. G. Meißner, Nucl. Phys. A **732**, 149 (2004) [hep-ph/0307115].
- [87] Y. Xiao, X. L. Ren, J. X. Lu, L. S. Geng and U. G. Meißner, Eur. Phys. J. C **78**, 489 (2018) [arXiv:1803.04251 [hep-ph]].
- [88] M. N. Butler and M. J. Savage, Phys. Lett. B **294** (1992) 369 [hep-ph/9209204].
- [89] V. Pascalutsa, M. Vanderhaeghen and S. N. Yang, Phys. Rept. **437** (2007) 125 [hep-ph/0609004].
- [90] V. Pascalutsa and D. R. Phillips, Phys. Rev. C **67** (2003) 055202 [nucl-th/0212024].
- [91] V. Pascalutsa, Phys. Rev. D **58** (1998) 096002 [hep-ph/9802288].
- [92] V. Pascalutsa and R. Timmermans, Phys. Rev. C **60** (1999) 042201 [nucl-th/9905065].