

Early B-type stars with resolved Zeeman split lines

S. Hubrig¹, S. P. Järvinen¹, M. Schöller², J. F. González³

¹ *Leibniz-Institut für Astrophysik Potsdam (AIP), An der Sternwarte 16, 14482 Potsdam, Germany*

² *European Southern Observatory, Karl-Schwarzschild-Str. 2, 85748 Garching, Germany*

³ *Instituto de Ciencias Astronómicas, de la Tierra y del Espacio (ICATE), Av. Espana Sur 1512, CC 49, 5400 San Juan, Argentina*

Abstract.

Almost three decades ago, Mathys (1990) demonstrated the importance of studying Ap stars showing resolved Zeeman split Fe II 6147.7 and 6149.2 lines. Such Zeeman split lines can be seen in stars whose projected rotational velocity is sufficiently small and whose magnetic field is strong enough to exceed the rotational Doppler broadening. Observations of resolved Zeeman split lines permit the diagnosis of the average of the modulus of the magnetic field over the visible stellar hemisphere. Although Zeeman splitting is not expected in faster rotating hot massive stars, we have recently been discovering early B-type stars displaying magnetically split spectral lines.

1. Introduction

A number of Ap and late-type Bp stars with strong magnetic fields show resolved Zeeman split spectral lines, allowing to set additional constraints on the magnetic field geometry by measuring the mean magnetic field modulus, i.e. the average over the visible stellar hemisphere of the modulus of the magnetic field vector, weighted by the local line intensity, following the relation given e.g. by Hubrig & Nesvacil (2007) and Mathys (2017). Such Zeeman split lines were recently discovered in a few early B-type stars with low projected rotational velocity and strong, kG order magnetic fields. In Fig. 1, we present several examples of magnetically split lines in three such stars, HD 58260, HD 96446, and HD 149277. We briefly characterize them in the following sections.

2. The B2Vp star HD 58260 with a 3.65 kG mean magnetic field modulus

According to Bohlender et al. (1987), the longitudinal magnetic field of this star has been constant at 2.3 kG between 1977 and 1986. Shultz et al. (2018) suggested a non-variability of the mean longitudinal magnetic field $\langle B_z \rangle$ over a time scale of about 35 years. Our measurements presented in Fig. 2 show $\langle B_z \rangle$ values in the range 1.4–

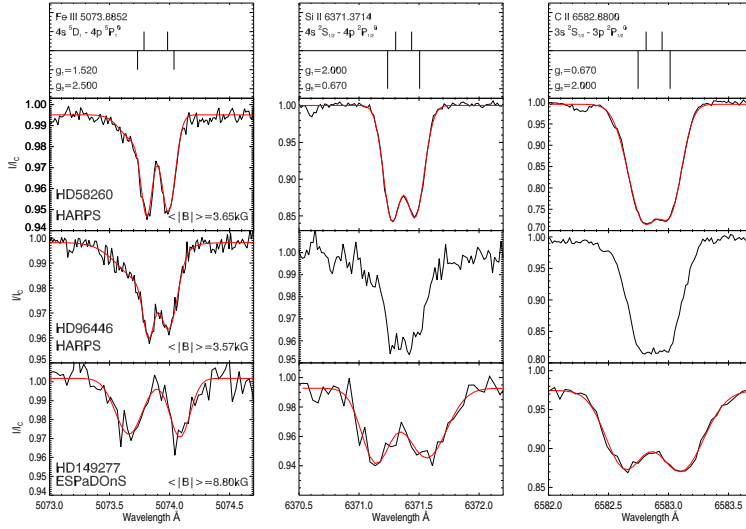


Figure 1. The magnetically split lines Fe III λ 5074, Si II λ 6371, and C II λ 6583 in high-resolution Stokes I spectra of the early B-type stars HD 58260, HD 96446, and HD 149277. The red lines denote the fit of a multi-Gaussian to the data. For two lines in the spectrum of HD 96446, the splitting is not sufficient to allow a proper fit.

1.5 kG, and are weaker than the values reported by Shultz et al. (2018) by ~ 300 G (Järvinen et al. 2018).

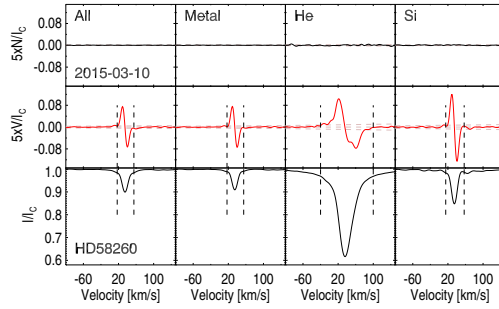


Figure 2. LSD Stokes I , Stokes V , and diagnostic null N profiles (from bottom to top) calculated for HD 58260 using a line mask containing all spectral lines, a line mask with only metal lines, a line mask containing exclusively He I lines, and a line mask containing exclusively Si III lines (from left to right). The vertical dashed lines indicate the integration ranges for the determination of $\langle B_z \rangle$. The Stokes V and N profiles were expanded by a factor of 5 and shifted upwards for better visibility. The red dashed lines indicate the standard deviations for the Stokes V and N spectra.

3. The B2Vp star HD 96446 with a 3.9 kG mean magnetic field modulus

A rotation period of 23.4 days was recently identified using an extensive spectroscopic time series data set obtained by González et al. (in preparation). Järvinen et al.

(2017) showed the strong impact of β Cephei-like pulsations on the line profile and magnetic field measurements. The measurements carried out using the He and Si line masks separately revealed that the individual field strengths are differing at some rotation phases by about 1 kG. These elements are usually distributed inhomogeneously on the stellar surface of He-rich stars. For the analysis of the magnetic field behaviour in the star HD 96446 over the refined rotation period, we used a sample of archival HARPSpol observations completed by our own most recent observations. The phase distribution of the mean longitudinal magnetic field measurements using three different line masks, including the best sinusoidal fits, is presented in Fig. 3, where we also show measurements by Neiner et al. (2012), which were based on selected metallic lines. The difference between the measurements carried out for the line lists containing He and Si separately shows that the corresponding field strengths are differing at some rotation phases by about 1 kG. The measurements based on the He lines show an almost flat distribution.

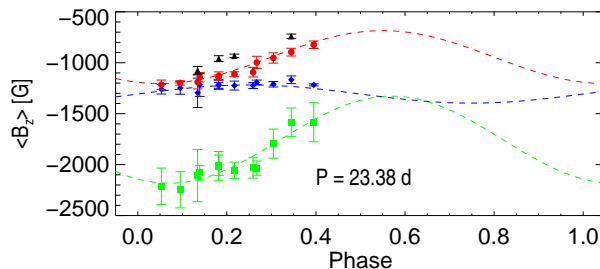


Figure 3. Magnetic field measurement distribution for HD 96446 over the rotational phase using the ephemeris $T = 2\,455\,000.0 + 23^d.38 E$. Red filled circles represent values measured from all lines, green squares are from Si lines, and blue diamonds are from He lines. The dashed lines represent the respective fits. In addition, the values measured by Neiner et al. (2012) using only metal lines are denoted with black triangles.

4. The B2IV/V star HD 149277 with a mean magnetic field modulus of ~ 9 kG

HD 149277 is a rare SB2 system with a slowly rotating magnetic He-rich primary with $P_{\text{rot}} = 25.4$ d (Shultz et al. 2018). Using high-resolution polarimetric spectra of HD 149277 acquired with ESPaDOnS at the Canada-France-Hawaii Telescope, Shultz et al. (2018) reported on the presence of a rather strong longitudinal magnetic field with $\langle B_z \rangle_{\text{max}} = 3.3 \pm 0.1$ kG. The rotation period of 25.4 d was determined using mean longitudinal magnetic field measurements. To estimate the orbital parameters of the SB2 system HD 149277, we downloaded all publically available ESPaDOnS spectra obtained from 2012 to 2016. These spectra revealed $P_{\text{orb}} = 11.5192 \pm 0.0005$ d indicating strong subsynchronous rotation of the primary component (González et al. 2018). Such a strong subsynchronous rotation was not detected in any other SB2 system with a magnetic chemically peculiar component and is most likely caused by magnetic braking. Our inspection of the ESPaDOnS spectra revealed the presence of several resolved Zeeman split lines. Their presence has not been reported previously. In Fig. 4, we present the rotational variability of the resolved Zeeman split Fe III 5073.6 line in the primary component. Interestingly, as illustrated in this figure, we observe that in certain

phases the Zeeman split lines are asymmetric about the line centers with the blue components appearing less deep than the red components, and with the blue components deeper in other phases. Such asymmetries occur in the same way in other transitions, indicating that the rotational Doppler effect is non-negligible, i.e. various parts of the stellar surface characterized by different magnetic field strengths contribute to the line profile.

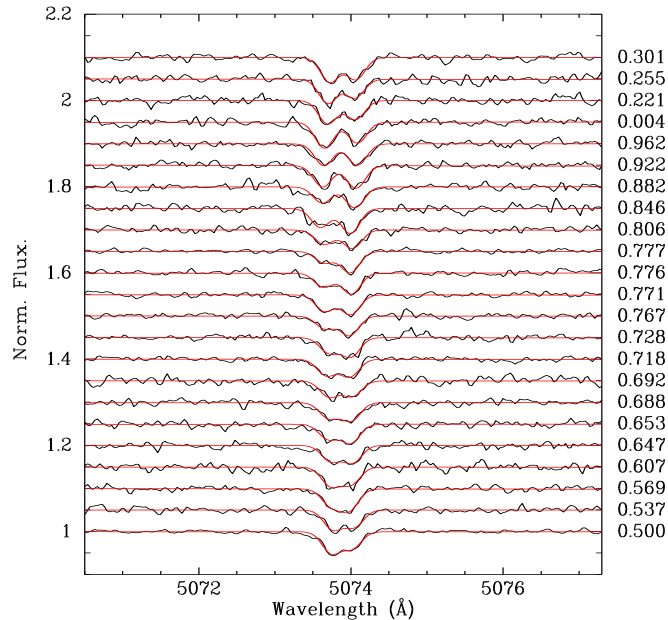


Figure 4. Variability of the magnetically split Fe III 5073.6 line over the rotation period in the disentangled spectra of the primary component in the system HD 149277. Spectra are vertically offset for better visibility and are sorted in rotational phase (see right side; starting at 0.5) from bottom to top. The red lines represent a double-Gaussian fit to the data.

The maximum of the magnetic field modulus coincides roughly with the positive extremum of the longitudinal magnetic field, whereas the minimum of the modulus is coinciding with the negative extremum of the longitudinal magnetic field. No evidence for a longitudinal magnetic field was seen in the circularly polarized spectra of the secondary component.

References

- Bohlender D.A., Brown D.N., Landstreet J.D., Thompson I. B., 1987, *ApJ*, 323, 325
 González J.F., Hubrig S., Järvinen S.P., Schöller M., 2018, *MNRAS*, 481, L30
 Hubrig S., Nesvacil N., 2007, *MNRAS*, 378, L16
 Järvinen S.P., Hubrig S., Ilyin I., Schöller M., Briquet M., 2016, *MNRAS*, 464, L85
 Järvinen S.P., Hubrig S., Ilyin I., et al., 2018, *A&A*, 618, L2
 Mathys G., 1990, *A&A*, 232, 151
 Mathys G., 2017, *A&A*, 601, 14
 Neiner C., Landstreet J.D., Alecian E., et al., 2012, *A&A*, 546, A44
 Shultz M.E., Wade G.A., Rivinius Th., et al., 2018, *MNRAS*, 475, 5144