

EvoMSA: A Multilingual Evolutionary Approach for Sentiment Analysis

Mario Graff^{1,3}

Sabino Miranda-Jimnez^{1,3}
Daniela Moctezuma^{1,2}

Eric S. Tellez^{1,3}

¹INFOTEC Centro de Investigación e Innovación en Tecnologías de la Información y Comunicación, Circuito Tecnopolo Sur No 112, Fracc. Tecnopolo Pocitos II, Aguascalientes 20313, México

²CentroGEO Centro de Investigación en Ciencias de Información Geoespacial, Circuito Tecnopolo Norte No. 117, Col. Tecnopolo Pocitos II, C.P., Aguascalientes, Ags 20313 México

³CONACyT Consejo Nacional de Ciencia y Tecnología, Dirección de Ctedras, Insurgentes Sur 1582, Crédito Constructor, Ciudad de México 03940 México

This work has been submitted to the IEEE Computational Intelligence Magazine for possible publication. Copyright may be transferred without notice, after which this version may no longer be accessible.

Abstract

Sentiment analysis (SA) is a task related to understanding people's feelings in written text; the starting point would be to identify the polarity level (positive, neutral or negative) of a given text, moving on to identify emotions or whether a text is humorous or not. This task has been the subject of several research competitions in a number of languages, e.g., English, Spanish, and Arabic, among others. In this contribution, we propose an SA system, namely EvoMSA, that unifies our participating systems in various SA competitions, making it domain independent and multilingual by processing text using only language-independent techniques. EvoMSA is a classifier, based on Genetic Programming, that works by combining the output of different text classifiers and text models to produce the final prediction. We analyze EvoMSA, with its parameters fixed, on different SA competitions to provide a global overview of its performance, and as the results show, EvoMSA is competitive obtaining top rankings in several SA competitions. Furthermore, we performed an analysis of EvoMSA's components to measure their contribution to the performance; the idea is to facilitate a practitioner or newcomer to implement a competitive SA classifier. Finally, it is worth to mention that EvoMSA is available as open source software.

1 Introduction

Sentiment Analysis (SA) is a task dedicated to creating automatic techniques that can analyze people's feelings or beliefs expressed in texts [1] such as emotions, opinions, attitudes, appraisals, among others. In particular, one of the most analyzed opinion forums is Twitter because it is a massive source of data¹ having potential uses for many decision-making areas. With the advent and success of social media, sentiment analysis has attracted a multitude of researchers aiming to understand people's opinion on an event or entity or even the user's mood. The dedicated community, i.e., researchers in areas ranging from psychology and sociology to natural language

¹<https://www.omnicoreagency.com/twitter-statistics/>

processing (NLP) and machine learning (ML), have proposed a number of approaches to tackle the problem. The community also organizes several challenges to measure the effectiveness of the available approaches over common ground, e.g., TASS (Taller de Análisis Semántico) [2, 3] and SemEval (Semantic Evaluation) [4, 5] which are among the most popular SA competitions. Overall, the dynamic of challenges provides insightful ideas on how to solve the problem, and an objective procedure to compare different approaches; however, the side effect is that the best models are difficult to replicate. The replication issues come from several sides: i) the inherent complexity of NLP and machine learning techniques, ii) the limited space of reports, and iii) the short deadlines can also induce non-systematic practices by the competitors. Our particular experience is that the rush of the competition made us take several decisions which are not well documented and systematically tested, and consequently produces many details that are impractical to write in a short report.

One would expect that in competitions such as SemEval [4, 5] where a task is in English, Arabic, and Spanish languages there would be plenty of multilingual approaches participating in all the languages, or, at least, teams participating in various languages; however, this is not the case, and the majority of systems are designed to work only on English. For example, in SemEval 2017 [5] where task 4 was in English and Arabic only 19% (8 out of 42 teams) of the teams participated in both languages, and in SemEval 2018 [4] 16% (7 out of 43 teams) participated in English, Arabic, and Spanish, and 28% (12 out of 43) participated in two of the languages. A reason of this modest multilingual participation is the inherent difficulties of creating multilingual systems, being one of them that a particular resource is only available in a specific language, or it is difficult to implement in other languages. This problem is more relevant on those languages where NLP techniques are weakly developed. As an example, some winning approaches have created text models based on millions of texts (more than 400 million of tweets), clearly, the requirements in information and computing power limit this approach only to the languages where these requirements are satisfied which sometimes are those where the authors have invested most of their time. On the other hand, there are a number of language techniques that are tailored to a specific language, and, in order to target another language, one needs to be fluent on that particular language.

To overcome these problems, this contribution proposes a multilingual methodology to tackle the sentiment analysis task inspired in our participation as INGEOTEC in TASS 2017 [6] where INGEOTEC obtained the first and fifth place in General Corpus and InterTASS, respectively, TASS 2018 [7] (first in S1-L1 and S2, and fourth in S1-L2), SemEval 2017 [8] (seventh in English and fourth in Arabic), SemEval 2018 [9] (in average on emotion intensity INGEOTEC obtained the position fourteenth in English, fourth in Arabic, and third in Spanish), and IberEval 2018 in MEX-A3T [10] (first place), and HABA [11] (first place) competitions. There are considerable differences between INGEOTEC’s systems and EvoMSA. Firstly, EvoMSA is applied to all the languages and competitions without any modification and with its parameters fixed to provide a global overview of its performance; whereas, INGEOTEC systems are slightly different in each competition. Secondly, in this contribution, it is included an alternative implementation of the DeepMoji [12], ad-hoc to our approach; we call it Emoji Space. Finally, some text models have not been used in our participating systems such as FastText (except in TASS 2018) and our Emoji Space (see Section 3).

The goal is to propose a competitive multilingual SA system that can be applied to a variety of languages and domains. In order to achieve this, we disregard those techniques and optimizations that are either only applicable to a particular language or domain, or which net effects (regarding performance) are hard to measure. In addition, the development of EvoMSA is modular so that each of its parts can be measured separately, and, thus, one can understand which parts contribute the most to the performance. As a result, the methodology presented here can be easily applied to other text categorization problems, and it is simple to implement given that there are public libraries for most of its components, and, the analysis highlight which components contribute the most to the performance. Moreover, please note that our Python implementation is released as open source².

²<https://github.com/INGEOTEC/EvoMSA>

The rest of the manuscript is organized as follows: Section 2 presents the related work emphasizing the multilingual works presented at SA competitions. EvoMSA is described in Section 3. Section 4 describes the datasets of the competitions used as testbeds. The performance and comparison of EvoMSA using different text models and state-of-the-art SA systems are described in Section 5. The conclusions and possible directions for future work are given in Section 6.

2 Related work

Emotions are crucial in human life; therefore, decision-makers, producers, customers are interested in knowing emotions in social media where people expressed their feelings and opinions, especially in textual mode. The sentiment analysis community has been stimulated research groups to develop innovative techniques to classify a number of emotions by means of international challenges such as SemEval, TASS, and IberEval. Sentiment Analysis challenges started as polarity identification, i.e., identify whether a given text is positive, negative, neutral or a range of ordinal scale [5], but these sort of emotions are not enough for a fine-grained data analysis. SemEval challenge runs several tasks to classify a range of emotions for different languages [4]. The SemEval organizers encourage participating teams to compete in more than one language in order to boost multilingual approaches. In the following paragraphs, we describe research works in the last two editions of SemEval and TASS, and the recent edition of IberEval contests. We consider works with a multilingual approach and the best approaches, the later even if these approaches only participated in one language.

In SemEval 2017, polarity detection task involves detecting whether a given text has a positive, negative, or neutral sentiment at a global level. In this task BB.twtr [13] and DataStories [14] systems obtained the best performance in English language. The ranking score was the macro average recall *macro-Recall*, and 41 teams participated; both approaches achieved macro-Recall of 0.681. BB.twtr uses an ensemble of Neural Networks combining Convolutional Neural Networks (CNNs) and Long-Short Term Memory Networks (LSTMs). The DataStories system follows a similar deep learning approach using Bidirectional LSTMs (BiLSTM) with an attention mechanism. Both approaches use word embeddings from pre-trained vectors as text representation. BB.twtr uses pre-trained vectors from Word2Vec, FastText and Glove tools to build the embeddings, by contrast, DataStories system uses only Glove. Also, BB.twtr system uses a distant supervision approach to add polarity information to the embeddings; basically, it consists of rules based on the presence of positive or negative emoticons to generate automatically labeled datasets as described in [15]. In the case of Arabic language, NileTMRG team [16] obtained the best place with macro-Recall of 0.583. A Naïve Bayes classifier is used augmented with phrase and word level sentiment lexicon for Egyptian and Modern Standard Arabic.

The multilingual systems considered for this task were SiTAKA [17] and ELiRF-UPV [18] which participated in English and Arabic, the two teams obtained better performance in macro-Recall measure than INGEOTEC (0.477) in Arabic, 0.550 and 0.478, respectively; and both were outperformed by INGEOTEC in English (0.649) against 0.645 and 0.632, respectively. SiTAKA system uses pre-trained embeddings, word2vec for English, and SKIP-G300 [19] for Arabic. Also, it uses other features such as n-grams, part of speech tags, and lexicons to give an additional score. It uses a Support Vector Machine (SVM) to perform the classification. ELiRF-UPV system is based on Convolutional Recurrent Neural Networks (CRNNs) and the combination of general and specific word embeddings for English and Arabic, and polarity information from lexicons.

SemEval 2018 [4] consisted of an array of subtasks where the systems have to infer the emotional state of a person based on his/her tweets. The tasks include the automatic determination of emotion intensity (EI) and valence classification. The first one tries to determine the emotional intensity of a set of tweets; it considers four basic emotions: anger, fear, joy, and sadness. The second task, valence classification (VC), consists on, given a tweet, classify it into one of seven ordinal classes related to various levels of positive and negative sentiment intensity. All tasks were run for English, Arabic, and Spanish languages. The official competition metric for EI and VC was the Pearson correlation coefficient, and for EI the correlation scores across all four emotions

were averaged (macro-average).

SeerNet system [20] participated only in English and obtained the first place in emotional intensity and valence, 0.695 and 0.836 scores, respectively. SeerNet proposed a pipeline where first tweets are pre-processed with the Tweettokenize³ tool, and for feature extraction, several deep learning approaches were considered such as DeepMoji, EmoInt, Sentiment Neuron, and Skip-Thought Vectors.

EiTAKA [21] and UNCC [22] teams presented results for English and Arabic. In the Arabic language, EiTAKA team obtained the first position in valence classification through an ensemble of two approaches, deep learning and XGboost regressor based on embeddings and lexicons achieving a 0.809 score. ELiRF-UPV [23] and Amobee [24] teams participated in English and Spanish, respectively. In Spanish, Amobee solution obtained the best performance in valence task (0.765), and its system is based on CNNs, word embeddings, gated-recurrent-units (GRU).

As multilingual systems such as our approach, AffecThor [25] participated in all the languages and emotional intensity and valence tasks. The AffecThor team proposed a solution build upon several best past-years participating systems and a combination of several lexical resources and semantic representations approaches. These resources include 22 lexicons and word2vec for word embeddings. In the classification step, they used an architecture of several neural models: CNN with max pooling, BiLSTM with attention, and combined character and word features BiLSTMs (CHAR-LSTM). They obtained the first position in emotion intensity for Arabic and Spanish, 0.587 and 0.664, respectively.

TASS 2017 competition [3] is mainly focused on polarity classification at tweet level (positive, negative, neutral, and none) in the Spanish language. We consider systems that were evaluated on the two datasets: International TASS corpus (InterTASS), tweets located inside Spain territory written in Spanish language; and General Corpus, tweets of personalities and celebrities written in Spanish from several countries including Spain. The metric to rank systems' performance was the macro-averaged F1-measure *macro-F1*.

ELiRF-UPV [26] and RETUYT [27] systems obtained the first (0.493) and second place (0.471), respectively on InterTASS corpus, and the third (0.549) and fourth (0.541) positions on General corpus. The former system employs a number of approaches, i.e., bag-of-words, bag-of-chars, word embeddings, and one-shot vectors over words and characters representations. They used deep learning, specifically Multilayer Perceptron (MPL), RNNs, CNNs, and LSTM networks. The later system uses word embeddings, positive and negative lexicons, and three classification approaches: SVM, CNN and a combination of them, being the best performance an SVM. The first place in General corpus was our approach, INGEOTEC team [6], achieving 0.577, it is widely explained in this work.

TASS 2018 edition [2] proposed several tasks including a task to identify positive or negative emotions that can arouse news, i.e., classify news article into *SAFE* (positive emotions, so safe for ads) or *UNSAFE* (negative emotions, so better avoid ads), as a kind of stance classification according to reader's point of view. In this task, there were two subtasks, subtask 1 (S1) consists of the classification of headlines into either SAFE or UNSAFE using for training and testing headlines written only in the Spanish language spoken in Spain; there were two test sets, named L1 and L2, having as only difference their cardinality. Moreover, subtask 2 (S2) consists of evaluating the systems' ability to generalize. For training, participants were provided with subsets with headlines written only in the Spanish language spoken in Spain and for testing, news articles come from 9 different countries of America in order to encourage generalization. The metric to rank the systems' performance is the macro-averaged F1-measure *macro-F1*. ELiRF-UPV [28] system obtained the first position in S1-L2 achieving 0.883, and rbnUGR [29] system achieved the second place with 0.873. INGEOTEC team, our approach, obtained the first place in S1-L1 (0.795) and S2 (0.719). ELiRF-UPV team uses a deep neural network, the model Deep Averaging Networks (DAN), and a set of pre-trained word embeddings for representing the news headlines. rbnUGR uses three systems based on LSTM and RNN. However, its best run was using an LSTM layer as the encoding layer, and its output is the last vector state of the LSTM layer.

³<https://github.com/jaredks/tweettokenize>

Other challenges related to emotions is IberEval contest, in last edition (2018), tasks such as aggressiveness identification [30] and humor analysis [31] were run for the Spanish language. The aggressiveness identification task (MEX-A3T) is motivated by cyberbullying, hate speech, harassment, among others. It consists of classifying a text, in Spanish from Mexico, into either aggressive or non-aggressive. The metric to rank the performance is F1-measure over the aggressive class. CGP [32] and Aragon-Lopez [33] systems were the second and third place on the aggressive task on MEX-A3T, achieving 0.450 and 0.431, respectively. Our participating system, called INGEOTEC, obtained the first place with a score of 0.488. CGP system uses an Attention-based LSTM network, and word embeddings were used over the sentence. Attention is applied over the hidden states to estimate the importance of each word and this context vector is used into another LSTM model to estimate whether a tweet is aggressive or not. Aragon-Lopez team uses some different representations of bag of terms and second order attributes (SOA). They use an n-gram representation combined with a CNN as the classifier.

The HAHA task [31] (Humor Analysis based on Human Annotation) consists of classifying tweets in Spanish as humorous or not. The results of this task are measured using F-measure for the humorous category. U_O-UPV [34] system obtained the second place (0.785). The former system uses BiLSTM neural network with attention mechanism using word2vec models, and a set of linguistic features is used such as stylistic (length, counting of emoticons, hashtags, etc.), structural and content (animal vocabulary, sexual and obscene vocabulary, etc.), and affective (positive or negative words, counting of words related to attitudes, among others). INGEOTEC team obtained the first position with 0.797.

3 System Description

EvoMSA is a two-stage procedure. The first stage is composed by several models, where each one transforms a raw text into a vector; more detailed, each model is a function of the form $m : \text{text} \rightarrow \mathbb{R}^d$, where d is inherent to m . The output vector of all the models are concatenated to form a vector of dimension $d_1 + \dots + d_k$ where d_i is the dimension of the i -th vector, and there are k models. This last vector is the input of the second stage that corresponds to a classifier used to predict the final class of the text. The classifier used is EvoDAG [35,36] which is based on Genetic Programming with semantic operators.

The first stage considers five different models, and one is free to select which one to use in EvoMSA; however, in this contribution, the first model is always present, this is B4MSA [37], our previous SA system, trained with the training set of the competition (TR). The second model is obtained by training B4MSA with a human annotated (HA) dataset, independent of TR. The third model is an emotion and sentiment Lexicon-based model (TH). The fourth model is our Emoji Space (Emo). Finally, the fifth model corresponds to FastText (FT), frequently used to provide a semantic representation (word embeddings) of the text. These models transform the text into a vector space, and this space is the input for EvoMSA’s second stage, which correspond to EvoDAG, i.e., our evolutionary-based classifier. The output of the final block is the prediction. Figure 1 illustrates the prediction procedure, the flow goes from left to right, each model receives a text and they transform it into a vector. This vector is EvoDAG’s input and it outputs the predicted class associated to the given text.

Each model is created independently from the following knowledge sources: the training set of the competition, human annotated texts, lexicons, tweets used to create the Emoji Space, and FastText using the pre-trained word embeddings of the target language. Then, the output of all the models are connected to depict the creation of the vector space which will be learned in the second phase. This vector space is used as input by EvoDAG, i.e., our evolutionary-based classifier; the output of the later block is the final prediction.

The intermediate vector space is composed of the output of several independent models. All these outputs are also vectors, of different dimensions. Even when EvoDAG handles this heterogeneity, it might impose a hidden bias for those techniques whose representation is on higher dimensions. Therefore, it could be more convenient to perform a simple standardization of the

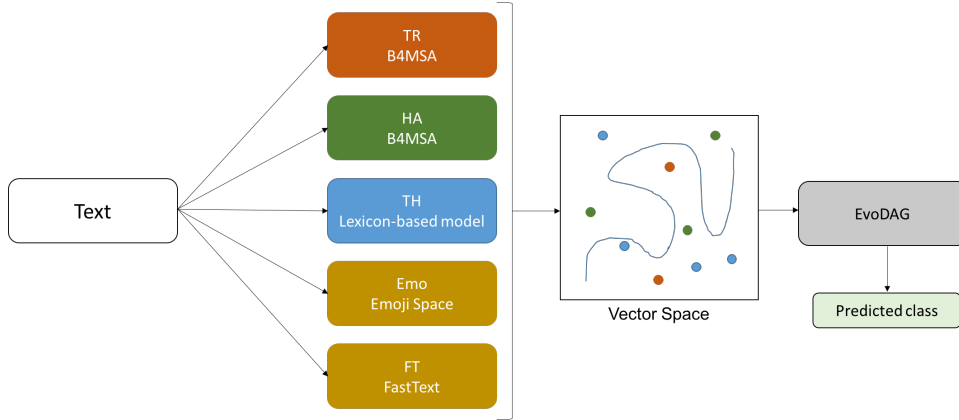


Figure 1: The prediction scheme of EvoMSA.

representations.

The general idea is that all the models represent a text into a vector space with some fixed dimension. That dimension could be any number; however, one of particular interest, which is also directly related to the training set, could be the number of different classes in it. So, we fixed all outputs to be vectors in \mathbb{R}^k , where k correspond to the number of different classes in the training set. The above procedure is applied to all models except for Lexicon-based model (TH), since its output is a two dimensional vector. Note that many procedures can be used to achieve the fixed dimensionality of the vectors, e.g., one could use Principal Component Analysis or any other dimension reduction algorithm; however, we decided to use an approach that takes into consideration the labels in the training set. The procedure used per module is the following, an SVM with linear kernel, is added to the raw output of the model, making SVM’s decision function the final output which correspond to a vector in \mathbb{R}^k . The first step, to train each SVM, is to transform the text of training set to the raw output of the module, and then, train an SVM on this later space. Clearly, it would be an ill-designed approach the use of the training set to train the SVM and EvoDAG. So, in order to overcome this problem, a k-fold (5 folds) cross-validation approach is used. That is, the training set is split in five parts, the idea is to train each SVM using four parts and predict the fifth one, at the end, the whole training set is predicted. These predictions are used to train EvoDAG.

The rest of this section describes the different models focusing on the procedure that converts the input text into a vector space in \mathbb{R}^d . It starts from B4MSA and the use of the two datasets, the lexicon-based models, Emoji Space and FastText. The last subsection is devoted to describing EvoDAG.

3.1 B4MSA

The first two models use our baseline for multilingual sentiment analysis, namely B4MSA⁴ [37]. B4MSA uses a series of simple language-independent text transformations to convert text into tokens, i.e., it avoids the usage of computational expensive linguistic tasks such as lemmatization, stemming, and part-of-speech tagging, among others. Then, these tokens are represented into a vector space model using TF-IDF, and, finally, the texts represented as vectors and their associated classes are learned by an SVM classifier.

B4MSA was conceived to serve as a baseline for text categorization. To achieve this, it starts by searching in its parameter space to find an acceptable configuration. The searching procedure is to sample a few points randomly, and, then perform a hill-climbing starting on the point with the best performance. Nonetheless, in this work with the purpose to keep our approach as simple as possible, it was decided to fix B4MSA parameters (see Table 1) to the following behavior. It was

⁴<https://github.com/INGEOTEC/b4msa>

selected to remove diacritics, duplicates, punctuation symbols, and convert text to lowercase. The emoticons were changed to the words *_pos*, *_neg*, or *_neu* depending on the polarity express by the emoticons. Numbers, URLs and users are replaced with words *_num*, *_url*, and *_usr*, respectively. The tokens are words, bi-grams of words, and q-grams of size 2, 3, and 4. These default parameters were selected from our previous work on sentiment analysis (see [38]), there it was analyzed the effects that the different parameters have regarding the performance, it is worth to mention that this analysis was performed only for Spanish; in spite of that, here these parameters are used for all the languages. The support for this decision is that, for a fixed domain, good configurations of B4MSA for some language has demonstrated competitive for other languages.

Table 1: B4MSA parameters used independently of the language and domain.

Text transformation	
remove diacritics	yes
remove duplicates	yes
remove punctuation	yes
emoticons	group
lowercase	yes
numbers	group
urls	group
users	group
Term weighting	
TF-IDF	yes
Tokenizers	
n-words	{1, 2}
q-grams	{2, 3, 4}

B4MSA is used to create two models, one using the competition training set (TR) and the other using a human annotated dataset (HA). These models are created using the parameters shown in Table 1, and, an SVM is learned with the training set to produce the final output in \mathbb{R}^k where k is the number of different labels in the set.

3.2 Lexicon-based Model

To introduce extra knowledge into our approach using lexicons such as affective words, we used lexicon-based models. Thumbs Up-Down (TH) model produces a counting of affective words, i.e., for a given text, it is produced in two indexes one for positive words, and another for negative words. We created a positive-negative lexicon based on the several affective lexicons for English [39] and Spanish [40–42] and enriched with WordNet [43]. In the case of Arabic, we translate the English lexicon to Arabic language using Google translate service by means of Googletrans API [44]. It is worth to mention that this model is the only one not using an SVM to produce its final output; it outputs a vector in \mathbb{R}^2 that corresponds to the count of positive and negative words.

3.3 Emoji Space

Inspired by DeepMoji [12], we create models that predict what emoji would be the most probable one for a given text. For this purpose, we learn a B4MSA model per language using 3.2 million examples of the 64 most frequent emojis in each language. This dataset consisted in 50’000 examples per emoji extracted from our own collected tweets, that is, we filtered out these examples from (approximately) 2×10^9 Arabic tweets, 2.3×10^9 English tweets, and to 3.7×10^9 Spanish tweets. A few simple rules were followed to create the datasets, i) each example contains only one type of emoji to reduce the ambiguity among predictions, ii) all re-tweets were removed,

iii) a uniform sample was chosen to avoid any seasonality effect. Finally, each selected tweet is transformed into a pair, text and emoji, where the emoji is the one in the text. Consequently, the dataset is a supervised learning dataset.

B4MSA uses this dataset to create the Emoji Space. B4MSA parameters are described in Table 1 the only exception is that emoticons/emojis are deleted from the text. Each text is transformed to the vector space defined by B4MSA, and, it is followed by one-vs-rest strategy to train the SVM. The positive and negative class are equally represented considering 50'000 examples for the positive as well for the negative class. The emoji of the negative class are equally represented within the class. At the end of this process, there are 64 different text classifiers each for the 64 most frequent emojis. Instead of being interested in the most probable emoji given text, we are interested in the decision functions of all the classifiers given a text. Consequently, a text is represented in a 64 dimension vector space where each coordinate represent an emoji. Like all other models, the final output vector is the decision of an SVM trained on the training set as previously explained.




Figure 2: Most frequently used Emojis in Spanish, English, and Arabic languages

In order to provide an idea of which are the 64 most frequent emojis, Figure 2 shows them for Spanish, English, Arabic languages, it can be seen that there is a large coincidence between the emojis used in each language, especially between Spanish and English; Arabic is a little different.

3.4 FastText

FastText [45] is a tool to create text classifiers and learn a semantic vocabulary from a given collection of documents; this vocabulary is represented with a collection of high dimensional vectors, one per word. It is worth to mention that FastText is robust to lexical errors since out-vocabulary words are represented as the combination of vectors of sub-words, that is, a kind of character q-grams limited in context to words.

FastText is used to represent a text into a vector space using the pre-computed models (see [46]) for Arabic, English, and Spanish. In particular, each text is transformed into a vector using the vector sentences flag; these are vectors in 300 dimensions using the default parameters. As done with the Emoji Space, these 300 dimension vectors are the inputs of an SVM trained with the training set and the final output is the decision function of the later SVM.

3.5 EvoDAG

EvoDAG⁵ [35,36] is a steady-state Genetic Programming (GP) system with tournament selection (tournament size 2) specifically tailored to tackle classification and regression problems. GP is an evolutionary algorithm with the distinctive characteristic of searching in a program search space, in particular, in this contribution, GP searches in a search space, Ω , of functions. That is, Ω is the set of functions created by recursively composing elements from two sets: function set \mathcal{F} , and terminal set \mathcal{L} . The function set is composed by operations such as sum, product, sin, cos, max, and min, among others; and the inputs compose the terminal set, and normally, by an ephemeral random constant. Nonetheless, EvoDAG's terminal set only contains inputs, and each function,

⁵<https://github.com/mgraffg/EvoDAG>

in the function set, is associated with a set of parameters that are identified using the training set. For example, let $f \in \mathcal{F}$ be a function of cardinality 1 then $f(x \mid \theta) \in \Omega$ is an element of the search space, and, θ is identified with the training set using ordinary least squares, e.g., $f(x \mid \theta) = \theta \sin(x)$.

In more detail, EvoDAG's search space is as follows: let $\mathcal{F}_c \subseteq \mathcal{F}$ be the functions with cardinality c in the function set, and Ω^i be the elements created at iteration i , starting from $i = 0$. Using this notation, the first elements, i.e., $i = 0$, are $\Omega^0 = \{\theta x_j \mid x_j \in \mathcal{L}\} \cup \bigcup_c \{f(x_1, \dots, x_c \mid \theta) \mid x_j \in \mathcal{L}, f \in \mathcal{F}_c\}$. The rest of the elements are composed recursively using $\Omega^i = \bigcup_c \{f(x_1, \dots, x_c \mid \theta) \mid x_j \in \Omega^{i-1}, f \in \mathcal{F}_c\}$; consequently, the search space is defined as $\Omega = \bigcup_i \Omega^i$. Using this notation, it is difficult to indicate that in the case of a commutative operator it is only included one of them, e.g., $x_i + x_j$ is included in the search space and $x_j + x_i$ it is not. The second restriction is that some functions require unique arguments. A function is decided to require unique arguments when $f(a, b, b, d) = \theta f(a, b, d)$ such as: min, max, and addition, among others.

EvoDAG searches Ω using a similar procedure than the one used to describe the search space; clearly, it is not possible to test all the elements at Ω^i , instead, one samples it and stores the elements in population \mathcal{P} . The initial population, P^0 , contains $\{\theta x \mid x \in \mathcal{L}\}$, it also includes a set of functions such as Nearest Centroid Classifier, NC , that uses all the functions, and the rest of the element are inserted to P^0 using the following procedure. A function, f , is randomly selected from \mathcal{F} , the arguments of f are randomly taken from \mathcal{L} , and these cannot be selected again, this process continues until either all the elements of \mathcal{L} have been selected or the population size has been reached. In the former case, the process is to add one element at a time to P^0 by randomly selecting a function from \mathcal{F} and its arguments are randomly taken from P^0 ; this mechanism continues until the population size is reached. For example, let $\mathcal{F} = \{+, \sin\}$ and $\mathcal{L} = \{x_1, x_2, x_3\}$ then P^0 starts with $\{\theta_1 x_1, \theta_2 x_2\}$, this is followed by selecting a function, assume $+$ is selected, P^0 is $\{\theta_1 x_1, \theta_2 x_2, \theta_3 x_1 + \theta_4 x_2\}$, assume the next function selected is \sin , consequently, $P^0 = \{\theta_1 x_1, \theta_2 x_2, \theta_3 x_1 + \theta_4 x_3, \theta_5 \sin(x_2)\}$. At this point all the inputs have been selected so the process continues by selecting the arguments from P^0 , suppose \sin is selected and $\theta_3 x_1 + \theta_4 x_3$ is its argument, this makes $P^0 = \{\theta_1 x_1, \theta_2 x_2, \theta_3 x_1 + \theta_4 x_3, \theta_5 \sin(x_2), \theta_6 \sin(\theta_3 x_1 + \theta_4 x_3)\}$. This process continues until $|P^0|$ reaches the population size.

Once the initial population is created, P^0 , the evolution starts. EvoDAG uses a steady-state evolution, and, thus, it is not necessary to keep track of the population through the generations, therefore $\mathcal{P} = P^0$. The procedure used in the first generation is to create an element by selecting a function from \mathcal{F} , and its arguments are randomly selected from \mathcal{P} . The element created replaces an element of \mathcal{P} which is selected using a negative tournament selection. From the second generation to the end of the run an element is created by first selecting f and its argument are selected using tournament selection on \mathcal{P} , the element created replaces an element selected, from \mathcal{P} , with a negative tournament.

Traditionally in GP, the evolution stops when the maximum number of generations is reached, or the fitness reaches a particular value; however, EvoDAG uses an early stopping approach. That is, the training set is split into a smaller training set, used to identify θ and the fitness of the individuals, and a validation set. Then, the best element is the one with the best performance on the validation set. The evolution stop when the best individual has not been updated in some evaluations, 4000 is the default.

EvoDAG function set is $\mathcal{F} = \{\sum_{60}, atan, NC_2, |\cdot|, hypot, \max_5, \min_5, \prod_{20}, NB_5, MN_5, \sin, \sqrt{\cdot}, \tan, \tanh\}$. Let us start by describing the addition which is defined as $f(x_1, \dots, x_{60}) = \sum_i \theta_i x_i$ where coefficients θ are identified using ordinary least squares (OLS) using the training set. Functions such as min and trigonometric functions are defined as $\theta f(x_i, \dots)$ where θ is identified using OLS. NC_5 is the nearest centroid classifier whose output is the distance to each class centroid. NB_5 and MN_5 are Naive Bayes classifiers using Gaussian and Multinomial distributions, respectively. The outputs of these classifiers are the log-likelihood. NC, NB , and MN are always included in the initial population P^0 having as arguments all the inputs, the rest of the run these functions use their default number of arguments.

At this point, one might wonder how the output of the addition and other functions, that are

not classifiers, is. The approach followed is to transform the problem into k classification problems using the technique one-vs-rest. In each problem, the values are either -1 or 1 . Also, the binary classification problem is transformed into two problems: one when the 1 correspond to the positive class, and the other when 1 correspond to the negative class. Under these conditions there are k classification problems; therefore θ coefficients are identified each for one of them. The result is that these functions have k outputs one for each class.

In order to provide an idea of the type of models being evolved, Figure 3 depicts a model evolved for the Arabic polarity classification at global message task. As can be seen, the model is represented using a DAG where the direction of the edges indicates the dependency, e.g., \cos depends on X_3 , i.e., the cosine function is applied to X_3 . The inputs nodes are colored in red, the inner nodes are blue (the intensity is related to the distance to the height, the darker the closer), and the green node is the output node. As mentioned previously, EvoDAG uses as inputs the decision functions of the models, the first three inputs (i.e., X_0 , X_1 , and X_2) correspond to the decision function values of the negative, neutral, and positive polarity of B4MSA model, in this example trained with SemEval Arabic dataset, and the latter two (i.e., X_3 and X_4) correspond to output of the Lexicon-based model. It is important to mention that EvoDAG does not have information regarding whether input X_i comes from a particular polarity decision function, consequently from EvoDAG point of view all inputs are equivalent.

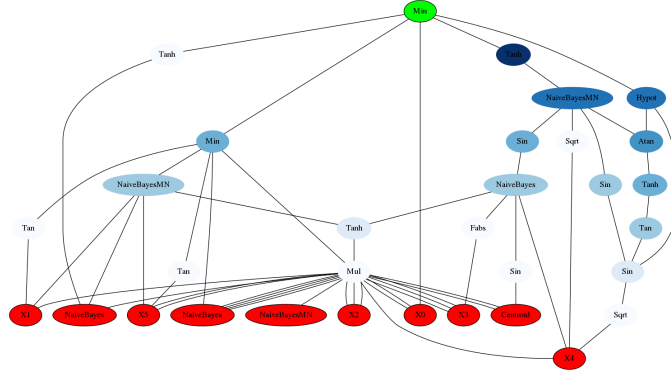


Figure 3: An evolved model for the Aggressive task.

4 Competition, and Human Annotated Datasets

As mentioned before, we use the human annotated datasets (HA) from [47, 48] for Arabic, English and Spanish languages. These HA datasets contain around 223 thousand tweets for Spanish, 73 thousand tweets for English and 2000 for Arabic. Table 2 shows the distribution of classes for Arabic, English, and Spanish datasets.

Table 2: Number of tweets in each class on the Human Annotated (H.A.) datasets.

Language	Total	Negative	Neutral	Positive
Arabic	1972	1329	199	444
English	73240	18454	33620	21166
Spanish	223306	26272	89782	107252

Table 3 summarizes all the datasets used to analyze EvoMSA’s performance. As mentioned before, the analysis includes datasets of competitions SemEval 2017 [5] and 2018 [4], TASS 2017 [3] and 2018 [2], HAHA 2018 [31] and MEX-A3T 2018 [30]. It is worth to mention that for corpus InterTASS (TASS 2018) and MEX-A3T we do not have the gold standard used in the competition; so, we performed cross-validation. Therefore, the performances reported are on that

cross-validation dataset, and cannot be compared with the official performance presented by the competition.

These competitions present different tasks starting from the traditional sentiment analysis which corresponds to identify the polarity of a text; moving on to emotion ordinary classification where the emotions considered are anger, fear, joy, and sadness; safe-unsafe news classification; humor and aggressiveness detection. The majority of the problems are multi-class problems, and there are three binary classification problems which are safe news, humor, and aggressive detection.

Table 3: Number of tweets on the training and test sets in the competitions where the tasks correspond to sentiment analysis (SA), emotion ordinal classification (EC), safe-unsafe classification of news (SUS), humor analysis (HA), and aggressive analysis (AA).

Language		Training	Test
SemEval 2017 (SA)			
English		50,333	12,284
Arabic		3,355	6,100
SemEval 2018 (EC)			
Arabic	anger	1,027	373
	fear	1,028	372
	joy	952	448
	sadness	1,030	370
	valence	1,070	730
English	anger	2,089	1002
	fear	2,641	986
	joy	1,906	1105
	sadness	1,930	975
	valence	1,630	937
Spanish	anger	1,359	627
	fear	1,368	618
	joy	1,260	730
	sadness	1,350	641
	valence	1,795	648
TASS 2017 (SA)			
Spanish	G. Corpus	7,219	60,798
	InterTASS	1,514	1,899
TASS 2018 (SUS)			
Spanish	S1-L1	1,500	500
	S1-L2	1,500	13,152
	S2	274	407
HAHA 2018 (HA)			
Spanish		16,000	4,000
MEX-A3T 2018 (AA)			
Spanish		5,389	2,311

5 Analysis

This section presents EvoMSA’s performance using different models and on different competitions. The different EvoMSA models being presented are a combination of the models described previously, in all of them it is found B4MSA model trained with the training set (TR); thus the variety comes from B4MSA trained with a human annotated dataset, Lexicon-based model, Emoji Space, and FastText. In order to combine the different models, a bottom-up approach is followed, that is, one starts with a model, and, the remaining models are incorporated and tested one at a time. The model pair with the best performance is kept, and, the process continues testing the remaining of the models until all the models are incorporated to EvoMSA. Also, this analysis is performed using a variety of performance measures such as macro-F1, macro-Recall, and Pearson correlation; these measures were used in the different competitions, and, the idea is to facilitate the comparison with the systems submitted to each competition.

In following tables, the first row presents the performance of our system submitted to each competition, referred as INGEOTEC. In addition, the following notation is used: TR means training set provided by the competition, HA refers to Human Annotated dataset, TH refers to the Lexicon-based model, Emo is used to identify Emoji Space, and, finally, FT refers to FastText. The acronyms indicate that the model is considered in the system being reported. Furthermore, superscript * marks those systems that are statistically inferior, with a confidence of 95%, with respect to the system having the best performance (indicated in boldface). The p -values were obtained using Wilcoxon signed-rank test [49] and were adjusted with Holm-Bonferroni method [50] to consider the multiple comparisons.

Table 4: Performance in terms of macro-Recall (SemEval 2017) and macro-F1 (TASS 2017) of the different EvoMSA models and the system submitted to the corresponding competition. The best performance is indicated in boldface and * points out statistical differences in performance compared with the best one.

System	SemEval 2017		TASS 2017	
	Arabic	English	G. Corpus	InterTASS
INGEOTEC	0.477	0.649	0.577	0.507
TR	0.526*	0.625*	0.508*	0.434*
TR + HA	0.540*	0.637*	0.512*	0.440*
TR + TH	0.527*	0.627*	0.525*	0.454*
TR + Emo	0.531*	0.645*	0.518*	0.467*
TR + FT	0.574*	0.649*	0.527*	0.471*
TR + Emo + FT	0.580*	0.656*	0.529*	0.475*
TR + Emo + TH	0.537*	0.646*	0.532*	0.470*
TR + Emo + FT + HA	0.586	0.660*	0.530*	0.497
TR + Emo + FT + TH	0.580*	0.658*	0.541	0.486*
All	0.589	0.661	0.540	0.492

Table 4 presents the performance of EvoMSA using different models, it can be observed that INGEOTEC’s performance (first row) was improved in SemEval’17 Competition, in Arabic by 19% and 2% in English. Regarding TASS’17 competition the difference in performance is 7% in G. Corpus and 2% in InterTASS. Comparing the performance among the different models, it is observed that EvoMSA with all the models obtained the best performance in SemEval 2017 and this system is statistically better than almost all systems except TR + Emo + FT + HA in Arabic. On the other hand, in G. Corpus the system having the best performance is TR + Emo + FT + TH, this system is statistically better than all other configurations. System TR + Emo + FT + HA presented the best performance for InterTASS being also statistically different than almost all systems except EvoMSA with all models.

Comparing the performance of EvoMSA using TR + Emo + FT + HA against the other

systems of SemEval 2017 competitions (see [5] Tables 6 and 7 for English and Arabic, respectively), it is observed that EvoMSA would have obtained the best performance in Arabic, nonetheless, the second place is 0.583. In English, EvoMSA would have been in sixth position being the performance of the best one 0.681. The performance of system with TR + Emo + FT + HA represents an improvement on four positions in Arabic and one in English compared to INGEOTEC. Finally, in General Corpus (TASS 2017) our participating system obtained the best performance and, EvoMSA would have been in the fifth place (see Table 4 in [3] that corresponds to General Corpus).

Table 5: Performance in terms of Pearson correlation of the different EvoMSA models and the system submitted to the corresponding competition.

System	Anger	Fear	Joy	Sadness	Valence
Arabic					
INGEOTEC	0.387	0.440	0.498	0.425	0.749
TR	0.429*	0.470*	0.517*	0.556*	0.749*
TR + HA	0.445*	0.446*	0.524*	0.559*	0.749*
TR + TH	0.435*	0.475*	0.522*	0.554*	0.748*
TR + Emo	0.468	0.490*	0.562*	0.598*	0.785
TR + FT	0.453	0.509*	0.564*	0.587*	0.769*
TR + Emo + FT	0.465	0.530	0.602	0.622	0.779*
TR + Emo + TH	0.464	0.494*	0.578*	0.599*	0.779*
TR + Emo + FT + HA	0.466	0.512*	0.603	0.607	0.778
TR + Emo + FT + TH	0.464	0.521	0.608	0.617	0.770*
All	0.456	0.501*	0.600*	0.604	0.775*
English					
INGEOTEC	0.560	0.489	0.643	0.584	0.760
TR	0.501*	0.516	0.568*	0.537*	0.691*
TR + HA	0.556*	0.509	0.651*	0.574*	0.761*
TR + TH	0.518*	0.516	0.590*	0.547*	0.684*
TR + Emo	0.590	0.523	0.657*	0.607*	0.759*
TR + FT	0.526*	0.522	0.593*	0.558*	0.717*
TR + Emo + FT	0.596	0.522	0.648*	0.614*	0.759*
TR + Emo + TH	0.583*	0.523	0.650*	0.599*	0.760*
TR + Emo + FT + HA	0.596	0.513	0.673	0.624	0.770
TR + Emo + FT + TH	0.583*	0.521	0.646*	0.605*	0.758*
All	0.593	0.520	0.667*	0.625	0.769
Spanish					
INGEOTEC	0.468	0.634	0.655	0.628	0.698
TR	0.455*	0.637*	0.640*	0.639*	0.672*
TR + HA	0.486*	0.644*	0.655*	0.634*	0.682*
TR + TH	0.462*	0.645*	0.640*	0.638*	0.702*
TR + Emo	0.551*	0.681	0.704	0.718	0.733*
TR + FT	0.501*	0.628*	0.638*	0.638*	0.699*
TR + Emo + FT	0.546*	0.667*	0.695*	0.718	0.742*
TR + Emo + TH	0.542*	0.677*	0.711	0.712*	0.738*
TR + Emo + FT + HA	0.562	0.671*	0.697*	0.717	0.754*
TR + Emo + FT + TH	0.553*	0.664*	0.704*	0.711*	0.752*
All	0.553*	0.659*	0.704	0.706*	0.763

Table 5 shows the results achieved on SemEval 2018 dataset. It can be observed that in all

the cases EvoMSA outperformed our participating system. Let us compare the performance of model TR + Emo + FT + HA against INGEOTEC; regarding the emotions (i.e. Anger, Fear, Joy, and Sadness) the improvement goes from 16% to 43% in Arabic, in English the improvement is from 5% to 7%, and finally, in Spanish goes to 5% to 20%. On the other hand, the improvement on Valence is 3% for Arabic, 1% in English and 8% in Spanish. It can be observed that model TR + Emo obtained the best performance of four tasks, TR + Emo + FT presented the best performance on three task as well as TR + Emo + FT + HA, EvoMSA with all the models had the best performance two times, as well as TR + Emo + TH, and TR + Emo + FT + TH in one occasion. In this competition, the best system is not always statistically better than the other systems, for example, in fear on English the difference in performance is not statistically significant, in anger is only statistically significant against three systems.

Continuing the comparison of EvoMSA but now with the performance of the systems presented at the competition (see in [4], its Table 8 for ordinary classification of emotion intensity and Table 10 for valence), it can be observed on the emotions that EvoMSA would have been on average the third place on Arabic, ninth on English, and second place on Spanish. This is an improvement of five positions in English, one in Arabic and Spanish. Moving on to Valence, EvoMSA would have been second on Arabic, eleventh on English, and third on valence.

Table 6: Performance in terms of macro-F1 (except HAHA where F1 is used instead) of different EvoMSA models and the system submitted to the corresponding competition.

System	TASS 2018			IberEval 2018	
	S1-L1	S1-L2	S2	HAHA	MEX-A3T
INGEOTEC	0.795	0.866	0.719	0.797	0.794
TR	0.732*	0.766*	0.618*	0.797*	0.781*
TR + HA	0.736*	0.769*	0.625*	0.795*	0.779*
TR + TH	0.737*	0.783*	0.648*	0.798*	0.783*
TR + Emo	0.738*	0.783*	0.611*	0.800	0.789
TR + FT	0.779	0.848*	0.714	0.798*	0.782*
TR + Emo + FT	0.769*	0.851*	0.702	0.800	0.790
TR + Emo + TH	0.741*	0.796*	0.628*	0.800	0.790
TR + Emo + FT + HA	0.773	0.851*	0.693*	0.800	0.787*
TR + Emo + FT + TH	0.776	0.855	0.713	0.801	0.790
All	0.778	0.856	0.699*	0.800	0.789

EvoMSA’s performance on TASS 2018 and IberEval 2018 is presented on Table 6. On IberEval 2018 system TR + Emo + FT + TH obtained the best performance on both competitions; nonetheless, the difference in performance is not statistically significant with all other systems. System TR + Emo presented the best performance in two of the task of TASS 2018 and EvoMSA with all the models in the remaining task.

Before comparing the performance of EvoMSA against INGEOTEC, it is important to note that INGEOTEC is, in fact, a kind of EvoMSA with different models tailored to tackle the problems presented, and, it obtained the best performance in S1-L1, S2, HAHA, and MEX-A3T, and the third place on S1-L2. Comparing the performance of EvoMSA using the models described in this contribution against INGEOTEC it is observed that INGEOTEC obtained better performance in S1-L1, S1-L2, and MEX-A3T. Furthermore, the rank of EvoMSA on TASS 2018 competition (see Table 18 in [2]) would have been third place on S1-L1, seventh on S1-L2, and second on S2. EvoMSA’s rank on HAHA competition (see Table 2 in [31]) would have been the first place.

It has been compared the performance of EvoMSA against our participating system (i.e., INGEOTEC), and, the performance of the systems participating in each competition. In order to complement this analysis, and, to gain insight into the contribution of each different resource (i.e., TR, HA, Emo, TH and FT) in the final model, Figure 4 presents a boxplot of the ranks of different EvoMSA models. These ranks were calculated using all the datasets used, and, the

performance measures used in each particular competition. It can be observed that EvoMSA using all the resource (ALL) has the best rank, followed by EvoMSA with TR + Emo + FT + HA. Note that the boxplot of these two models is almost identical being the difference that the latter model presents an outlier.

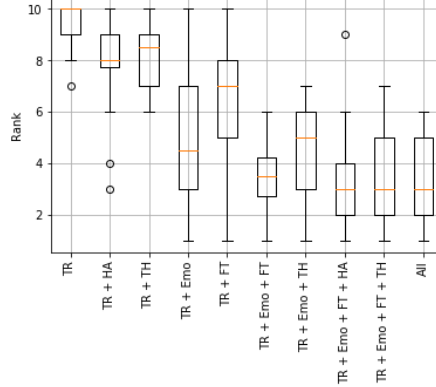


Figure 4: Ranks of EvoMSA using different models on all the dataset tested.

It is not surprising that the model presenting the highest rank (low performance) is the model that uses only the training set, comparing the models using two resources, it can be observed that the lowest rank corresponds to TR + Emo followed by TR + FT. Moreover, the combination of these resources, i.e., TR + Emo + FT, produces an EvoMSA model with the lowest rank which is competitive with the system exhibiting the lowest rank. Emo and FT are the resources that more information requires for their construction; fortunately, their cost is reflected in the improvement in performance. HA requires a human effort, and their effect in performance is limited compared with Emo and FT; nonetheless, there are some problems where its rank is low indicated as outliers in the corresponding boxplot.

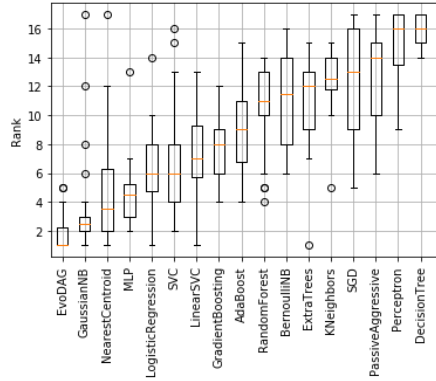


Figure 5: Ranks of different classifiers on all the dataset tested.

After analyzing the behavior of EvoMSA when different resources are used, it is time to measure the effects that EvoDAG has in the overall performance. The procedure used is to replace EvoDAG in the model TR + Emo + FT + HA by almost all the classifiers implemented in [51] using their default parameters. In total, sixteen different classifiers are used to perform this comparison. Figure 5 presents the boxplot of the ranks of these classifiers as well as EvoDAG. The figure is ordered so that the classifier with the lowest rank is in the left and the classifier with the highest rank is at the right; this is only to facilitate the reading.

It is observed from the figure that EvoDAG obtained the lowest rank (best performance),

closely followed by a Gaussian Naive Bayes and the Nearest Centroid classifier, the Decision Trees presented the highest rank. EvoDAG, Gaussian NB and Nearest Centroid obtained the first position in a number of problems; however, these are not the only ones obtaining the first position, these other classifiers are Logistic regression, SVM with linear kernel and Extra Trees identified with an outlier. So, from this last analysis, we can conclude that EvoDAG, on average, outperforms consistently the classifiers compared.

6 Conclusions

We presented EvoMSA, a multilingual and domain-independent sentiment analysis system. EvoMSA combines different resources, such as the training set, human annotated dataset, Lexicon-based models, Emoji Space and FastText, in a classifier based on Genetic Programming to produce the final prediction. All the parts that compose EvoMSA are analyzed in terms of performance including our classifier EvoDAG. These analyses show that the resources contributing the most to the performance is Emoji Space, and, using all the resources produced the system with the lowest average rank. Furthermore, replacing EvoDAG with a simpler classifier such as Gaussian Naive Bayes one can reduce computing time but with a low-performance impact.

EvoMSA performance is analyzed using datasets from different competitions, namely SemEval 2017 and 2018, TASS 2017 and 2018, HAHA 2018, and MEX-A3T 2018. It is important to note that almost all the parameters of EvoMSA and its components are kept constant in all the datasets, the only exception is the models that can be used. Consequently, EvoMSA can be considered a, almost, free parameter algorithm in a multilingual domain. Furthermore, the result shows that EvoMSA is competitive against the systems participating in those competitions. EvoMSA would have obtained two first places (SemEval 2017 in Arabic and HAHA 2018), three second places (SemEval 2018 in Spanish emotions and Arabic valence, and TASS 2018 task S2) and three third places (SemEval 2018 in Spanish valence and Arabic emotions). The above means that it has a huge generalization potential over several languages considering EvoMSA as an unique and general solution.

Finally, we would like to discuss some research avenues briefly. We have tested EvoMSA on different sentiment analysis competitions; however, the scheme is general enough to tackle multi-modal problems such as combining images and texts, a concrete example would be user profiling in social media. Also, we have tested two semantic resources, i.e., Emoji Space and FastText, in the future it would be important to develop and test other semantic representations. An important characteristic that has not been addressed in EvoMSA is that the models evolved are not understandable. Given that EvoDAG is a GP system, it would be desired that the model evolved would be a white box.

EvoMSA’s quick start guide

As we have mentioned earlier, EvoMSA is publicly available, developed in Python and to facilitate its use there is a command line interface (CLI). The first step would be to install EvoMSA which can be done from different sources; however, the most accessible path to install it is using conda⁶ with the following command:

```
conda install -c ingeotec evomsa
```

Once EvoMSA is installed, it is time to train the model. The format used for the datasets, e.g., training set, is a JSON per line, e.g., {“klass”= 0, “text”: “good life” } where *klass* contains the label and *text* is the text to be classified. The following command is used to train a model:

```
EvoMSA-train -n2 -o evomsa.model train.json
```

⁶Using the [Anaconda.com](https://www.anaconda.com)’s Python distribution

where `-n2` indicates to two cores, `-o` specifies the model's name, and `train.json` contains the training set.

Once the model is created, it can be used to predict unseen instances with the following command:

```
EvoMSA-predict -n1 -o out.json -m evomsa.model test.json
```

where `-n1` indicates to use one core, if it is omitted then the number of cores used in training is used instead, `-o` specifies the output file, `m` is the model, and `test.json` contains the file to be predicted.

For a complete documentation, visit the official repository at <https://github.com/INGEOTEC/EvoMSA>.

References

- [1] Bing Liu and Lei Zhang. A Survey of Opinion Mining and Sentiment Analysis. In *Mining Text Data*, pages 415–463. Springer US, Boston, MA, 2012.
- [2] Eugenio Martínez-Cámara, Yudivin Almeida-Cruz, Manuel Carlos Díaz-Galiano, Suilan Estévez-Velarde, Migue A García-Cumbreras, Manuel García-Vega, Yoan Gutiérrez, Arturo Montejo-Ráez, Andrs Montoyo, Rafael Muñoz, Alejandro Piad-Morffis, and Julio Villena-Román. Overview of TASS 2018: Opinions, Health and Emotions Resumen de TASS 2018: Opiniones, Salud y Emociones. *CEUR Workshop Proceedings*, 2172:13–27, 2018.
- [3] Eugenio Martínez-Cámara, Manuel C Díaz-Galiano, Angel García-Cumbreras, Manuel García-Vega, and Julio Villena-Román. Overview of TASS 2017 Resumen de TASS 2017. *CEUR Workshop Proceedings*, 1896:13–21, 2017.
- [4] Saif M Mohammad, Felipe Bravo-Marquez, Mohammad Salameh, and Svetlana Kiritchenko. SemEval-2018 Task 1: Affect in Tweets. In *Proceedings of the 12th International Workshop on Semantic Evaluation (SemEval-2018)*, pages 1–17. Association for Computational Linguistics, 2018.
- [5] Sara Rosenthal, Noura Farra, and Preslav Nakov. SemEval-2017 Task 4: Sentiment Analysis in Twitter. In *Proceedings of the 11th International Workshop on Semantic Evaluations (SemEval-2017)*, pages 502–518. Association for Computational Linguistics, 2017.
- [6] Daniela Moctezuma, Mario Graff, Sabino Miranda-Jiménez, Eric S Tellez, Abel Coronado, Claudia N Sánchez, and Jos Ortiz-Bejar. A Genetic Programming Approach to Sentiment Analysis for Twitter: TASS'17. *CEUR Workshop Proceedings*, 1896:23–28, 2017.
- [7] Daniela Moctezuma, Jos Ortiz-Bejar, Eric S Tellez, Sabino Miranda-Jiménez, and Mario Graff. INGEOTEC solution for Task 4 in TASS'18 competition Solución del grupo INGEOTEC para la tarea 4 de la competencia TASS'18. *CEUR Workshop Proceedings*, 2172:111–115, 2018.
- [8] Sabino Miranda-Jiménez, Mario Graff, Eric S Tellez, and Daniela Moctezuma. INGEOTEC at SemEval 2017 Task 4: A B4MSA Ensemble based on Genetic Programming for Twitter Sentiment Analysis. In *Proceedings of the 11th International Workshop on Semantic Evaluations (SemEval-2017)*, pages 771–776. Association for Computational Linguistics, 2017.
- [9] Mario Graff, Sabino Miranda-Jiménez, Eric S Tellez, and Daniela Moctezuma. INGEOTEC at SemEval-2018 Task 1: EvoMSA and microTC for Sentiment Analysis. In *Proceedings of the 12th International Workshop on Semantic Evaluation (SemEval-2018)*, pages 146–150, 2018.
- [10] Mario Graff, Sabino Miranda-Jiménez, Eric S Tellez, Daniela Moctezuma, Vladimir Salgado, Jos Ortiz-Bejar, and Claudia N Sánchez. INGEOTEC at MEX-A3T: Author profiling and aggressiveness analysis in Twitter using microTC and EvoMSA. *CEUR Workshop Proceedings*, 2150:128–133, 2018.
- [11] Jose Ortiz-Bejar, Vladimir Salgado, Mario Graff, Daniela Moctezuma, Sabino Miranda-Jimenez, and Eric Sadit Tellez. INGEOTEC at IberEval 2018 Task HaHa: microTC and EvoMSA to Detect and Score Humor in Texts. *CEUR Workshop Proceedings*, 2150:195–202, 2018.
- [12] Bjarke Felbo, Alan Mislove, Anders Søgaard, Iyad Rahwan, and Sune Lehmann. Using millions of emoji occurrences to learn any-domain representations for detecting sentiment, emotion and sarcasm. In *Proceedings of the 2017 Conference on Empirical Methods in Natural Language Processing*, page 16151625, Copenhagen, Denmark, 9 2017. Association for Computational Linguistics.

- [13] Mathieu Cliche Bloomberg. BB twtr at SemEval-2017 Task 4: Twitter Sentiment Analysis with CNNs and LSTMs. In *Proceedings of the 11th International Workshop on Semantic Evaluations (SemEval-2017)*, pages 573–580. Association for Computational Linguistics, 2017.
- [14] Christos Baziotis, Nikos Pelekis, and Christos Doukeridis. DataStories at SemEval-2017 Task 4: Deep LSTM with Attention for Message-level and Topic-based Sentiment Analysis. In *Proceedings of the 11th International Workshop on Semantic Evaluations (SemEval-2017)*, pages 747–754. Association for Computational Linguistics, 2017.
- [15] Alec Go, Richa Bhayani, and Lei Huang. Twitter sentiment classification using distant supervision. Technical Report 12, 2009.
- [16] Samhaa R El-Beltagy, Mona El Kalamawy, and Abu Bakr Soliman. NileTMRG at SemEval-2017 Task 4: Arabic Sentiment Analysis. In *Proceedings of the 11th International Workshop on Semantic Evaluations (SemEval-2017)*, pages 790–795. Association for Computational Linguistics, 2017.
- [17] Mohammed Jabreel and Antonio Moreno. SiTAKA at SemEval-2017 Task 4: Sentiment Analysis in Twitter Based on a Rich Set of Features. In *Proceedings of the 11th International Workshop on Semantic Evaluations (SemEval-2017)*, pages 694–699. Association for Computational Linguistics, 2017.
- [18] Jos- Angel González, Ferran Pla, and Llus-F Hurtado. ELiRF-UPV at SemEval-2017 Task 4: Sentiment Analysis using Deep Learning. In *Proceedings of the 11th International Workshop on Semantic Evaluations (SemEval-2017)*, pages 723–727. Association for Computational Linguistics, 2017.
- [19] Mohamed A. Zahran, Ahmed Magooda, Ashraf Y. Mahgoub, Hazem Raafat, Mohsen Rashwan, and Amir Atyia. Word representations in vector space and their applications for arabic. In Alexander Gelbukh, editor, *Computational Linguistics and Intelligent Text Processing*, pages 430–443, Cham, 2015. Springer International Publishing.
- [20] Venkatesh Duppada, Royal Jain, and Sushant Hiray. SeerNet at SemEval-2018 Task 1: Domain Adaptation for Affect in Tweets. In *Proceedings of the 12th International Workshop on Semantic Evaluation (SemEval-2018)*, pages 18–23. Association for Computational Linguistics, 2018.
- [21] Mohammed Jabreel and Antonio Moreno. EiTAKA at SemEval-2018 Task 1: An Ensemble of N-Channels ConvNet and XGboost Regressors for Emotion Analysis of Tweets. In *Proceedings of the 12th International Workshop on Semantic Evaluation (SemEval-2018)*, pages 193–199. Association for Computational Linguistics, 2018.
- [22] Malak Abdullah and Samira Shaikh. TeamUNCC at SemEval-2018 Task 1: Emotion Detection in English and Arabic Tweets using Deep Learning. In *Proceedings of the 12th International Workshop on Semantic Evaluation (SemEval-2018)*, pages 350–357. Association for Computational Linguistics, 2018.
- [23] Jos- Angel González, Llus-F Hurtado, and Ferran Pla. ELiRF-UPV at SemEval-2018 Tasks 1 and 3: Affect and Irony Detection in Tweets. In *Proceedings of the 12th International Workshop on Semantic Evaluation (SemEval-2018)*, pages 565–569. Association for Computational Linguistics, 2018.
- [24] Alon Rozental and Daniel Fleischer. Amobee at SemEval-2018 Task 1: GRU Neural Network with a CNN Attention Mechanism for Sentiment Classification. In *Proceedings of the 12th International Workshop on Semantic Evaluation (SemEval-2018)*, pages 218–225. Association for Computational Linguistics, 2018.
- [25] Mostafa Abdou, Artur Kulmizev, and Joan Ginés Ametllé. AffecThor at SemEval-2018 Task 1: A cross-linguistic approach to sentiment intensity quantification in tweets. In *Proceedings of the 12th International Workshop on Semantic Evaluation (SemEval-2018)*, pages 210–217. Association for Computational Linguistics, 2018.
- [26] Llus-F Hurtado, Ferran Pla, and Jos- Angel González. ELiRF-UPV at TASS 2017: Sentiment Analysis in Twitter based on Deep Learning. *CEUR Workshop Proceedings*, 1896:29–34, 2017.
- [27] Aiala Rosá, Luis Chiruzzo, Mathias Etcheverry, and Santiago Castro. RETUYT en TASS 2017: Análisis de Sentimiento de Tweets en Español utilizando SVM y CNN. *CEUR Workshop Proceedings*, 1896:77–83, 2017.
- [28] Jos- Angel González, Llus-F Hurtado, and Ferran Pla. ELiRF-UPV at TASS 2018: Sentiment Analysis in Twitter based on Deep Learning. *CEUR Workshop Proceedings*, 2172:37–44, 2018.

- [29] Nuria Rodríguez Barroso, Eugenio Martínez-Cámara, and Francisco Herrera. SCI 2 S at TASS 2018: Emotion Classification with Recurrent Neural Networks SCI 2 S en TASS 2018: Clasificación de Emociones con Redes Recurrentes Neuronales. *CEUR Workshop Proceedings*, 2172:117–123, 2018.
- [30] Migue A Alvarez-Carmona, Estefana Guzmán-Falcón, Manuel Montes-Y-Gómez, Hugo Jair Escalante, Luis Villaseñor-Pineda, Vernica Reyes-Meza, and Antonio Rico-Sulayes. Overview of MEX-A3T at IberEval 2018: Authorship and aggressiveness analysis in Mexican Spanish tweets. *CEUR Workshop Proceedings*, 2150:74–96, 2018.
- [31] Santiago Castro, Luis Chiruzzo, and Aiala Rosá. Overview of the HAHA Task: Humor Analysis based on Human Annotation at IberEval 2018. *CEUR Workshop Proceedings*, 2150:187–194, 2018.
- [32] Carlos Enrique Muñiz Cuza, Gretel Liz De, Pea Sarracén, and Paolo Rosso. Attention mechanism for aggressive detection. *CEUR Workshop Proceedings*, 2150:114–118, 2018.
- [33] Mario Ezra Aragón and A Pastor López-Monroy. Author Profiling and Aggressiveness Detection in Spanish Tweets: MEX-A3T 2018. *CEUR Workshop Proceedings*, 2150:134–139, 2018.
- [34] Reynier Ortega-Bueno, Carlos E Muñiz-Cuza, Jos E Medina Pagola, and Paolo Rosso. UO UPV: Deep Linguistic Humor Detection in Spanish Social Media. *CEUR Workshop Proceedings*, 2150:203–213, 2018.
- [35] Mario Graff, Eric S. Tellez, Sabino Miranda-Jimenez, and Hugo Jair Escalante. EvoDAG: A semantic Genetic Programming Python library. In *2016 IEEE International Autumn Meeting on Power, Electronics and Computing (ROPEC)*, pages 1–6. IEEE, 11 2016.
- [36] Mario Graff, Eric S. Tellez, Hugo Jair Escalante, and Sabino Miranda-Jiménez. Semantic Genetic Programming for Sentiment Analysis. pages 43–65. Springer, Cham, 2017.
- [37] Eric S. Tellez, Sabino Miranda-Jiménez, Mario Graff, Daniela Moctezuma, Ranyart R. Suárez, and Oscar S. Siordia. A simple approach to multilingual polarity classification in Twitter. *Pattern Recognition Letters*, 94:68–74, 2017.
- [38] Eric S. Tellez, Sabino Miranda-Jiménez, Mario Graff, Daniela Moctezuma, Oscar S. Siordia, and Elio A. Villaseñor. A case study of Spanish text transformations for twitter sentiment analysis. *Expert Systems with Applications*, 81:457–471, 2017.
- [39] Bing Liu. English Opinion Lexicon. <https://www.cs.uic.edu/~liub/FBS/sentiment-analysis.html#lexicon>, 2017.
- [40] J Carrillo de Albornoz, L Plaza, and P Gervás. SentiSense: An easily scalable concept-based affective lexicon for sentiment analysis. In *International Conference on Language Resources and Evaluation*, 2012.
- [41] Grigori Sidorov, Sabino Miranda-Jiménez, Francisco Viveros-Jiménez, Alexander Gelbukh, No Castro-Sánchez, Francisco Velásquez, Ismael D\`iaz-Rangel, Sergio Suárez-Guerra, Alejandro Treviño, and Juan Gordon. Empirical Study of Machine Learning Based Approach for Opinion Mining in Tweets. In *Proceedings of the 11th Mexican International Conference on Advances in Artificial Intelligence - Volume Part I, MICAI'12*, pages 1–14, Berlin, Heidelberg, 2013. Springer-Verlag.
- [42] Vernica Pérez-Rosas, Carmen Banea, and Rada Mihalcea. Learning Sentiment Lexicons in Spanish. In *International Conference on Language Resources and Evaluation*, 2012.
- [43] George A. Miller and George A. WordNet: a lexical database for English. *Communications of the ACM*, 38(11):39–41, 11 1995.
- [44] googletrans. Googletrans: Free and unlimited google translate api for python. <http://py-googletrans.readthedocs.io/en/latest>, 2018. Accessed 26-Jul-2018.
- [45] Piotr Bojanowski, Edouard Grave, Armand Joulin, and Tomas Mikolov. Enriching Word Vectors with Subword Information. 7 2016.
- [46] Edouard Grave, Piotr Bojanowski, Prakhar Gupta, Armand Joulin, and Tomas Mikolov. Learning Word Vectors for 157 Languages. 2 2018.
- [47] Igor Mozetič, Miha Grčar, and Jasmina Smailović. Multilingual Twitter Sentiment Classification: The Role of Human Annotators. *PloS one*, 11(5):e0155036, 2016.
- [48] NRC. Syrian tweets arabic sentiment analysis dataset. <http://saifmohammad.com/WebPages/ArabicSA.html>, 2017. Accessed 17-Feb-2017.
- [49] Frank Wilcoxon. Individual Comparisons by Ranking Methods. *Biometrics Bulletin*, 1(6):80, 12 1945.

- [50] Sture Holm. A Simple Sequentially Rejective Multiple Test Procedure. *Scandinavian Journal of Statistics*, 6:65–70, 1979.
- [51] Fabian Pedregosa, Gal Varoquaux, Alexandre Gramfort, Vincent Michel, Bertrand Thirion, Olivier Grisel, Mathieu Blondel, Peter Prettenhofer, Ron Weiss, Vincent Dubourg, Jake Vanderplas, Alexandre Passos, David Cournapeau, Matthieu Brucher, Matthieu Perrot, and douard Duchesnay. Scikit-learn: Machine Learning in Python. *Journal of Machine Learning Research*, 12(Oct):2825–2830, 2011.