

Hypothesis Tests That Are Robust to Choice of Matching Method

Marco Morucci ^{*1}, Md. Noor-E-Alam ^{†2}, and Cynthia Rudin ^{‡3}

¹Department of Political Science, Duke University

²Department of Mechanical and Industrial Engineering, Northeastern University

³Department of Computer Science, Duke University

Abstract

A vast number of causal inference studies test hypotheses on treatment effects after treatment cases are matched with similar control cases. The quality of matched data is usually evaluated according to some metric, such as balance; however the same level of match quality can be achieved by different matches on the same data. Crucially, matches that achieve the same level of quality might lead to different results for hypothesis tests conducted on the matched data. This issue is often not considered in applied research, however it can have a substantial impact on results. What we would really like to be able to report is that *no matter* which assignment we choose, as long as the match is sufficiently good, then the hypothesis test result still holds. In this paper, we provide methodology based on discrete optimization to create robust tests that explicitly account for this possibility. We formulate robust tests for binary and continuous data based on common test statistics as Integer Linear Programs solvable with common methodologies. We study the finite-sample behavior of our test statistic in the discrete-data case. We apply our methods to simulated and real-world datasets and show that they can produce useful results in practical applied settings.

1 Introduction

As massive and varied amounts of observational data are accumulating in healthcare, internet marketing, and governance, these data are increasingly used for understanding important cause-and-effect relationships. We might want to know whether a policy causes people to use fewer public services, or we might want to know whether a particular drug causes a side effect, or whether a view of an internet advertisement results in an increased chance of purchase. Controlled trials with randomized treatment and control populations are often small and expensive, and not often possible due to the ethics of offering the treatment, or perhaps not possible due to the fact that the treatment happened only in the past. Observational Inference addresses this issue by under the assumption that treatment is administered independently of outcomes, conditional on a set of covariates related to both outcomes and treatments, commonly referred to as observed confounders.

Classically, assignments of treatment and control units to matches are constructed using a single method aimed at constructing pairs that achieve a good level of some measure of quality predefined by the analyst (e.g., Optimal Matching (Rosenbaum 1989), Genetic Matching (Diamond and Sekhon 2013)). Choosing a single fixed match ignores a major source of uncertainty, which is

*marco.morucci@duke.edu

†md.alam@northeastern.edu

‡cynthia@cs.duke.edu

the design itself, or in other words, the uncertainty related to the choice of experimenter. What if there were two possible equally good matches, one where the treatment effect estimate is very strong and one where it is nonexistent? When we report a result on a particular matching assignment, we thus ignore the possibility of the opposite result occurring on an equally good assignment. It is entirely possible that two separate researchers studying the same effect on the same data, using two different equally good sets of pairs, would get results that disagree. The use of matching for covariate adjustments is often advocated in place of parametric models (Ho et al. 2007) because estimates with the former do not depend on arbitrary assumptions about the parametric form of the outcome distribution. Unfortunately, variation in estimates due to arbitrary choice of matching method injects the same type of uncertainty into the results that matching was supposed to remove in the first place. The problem of model choice becomes the problem of matched subsample and assignment choice.

Our goal is to create robust matched pairs hypothesis tests for observational data. These tests implicitly consider *all possible reasonably good assignments* and consider the *range of possible outcomes* for tests on these data. This is a more computationally demanding approach to hypothesis testing than the standard approach where one considers just a single assignment, but the result is then more robust to the choice of experimenter. It is computationally infeasible (and perhaps not very enlightening) to explicitly compute all possible assignments, but it is possible to look at the range of outcomes associated with them. In particular, *our algorithms compute the maximum and minimum of quantities like the test statistic values and their associated p-values*.

Finding a set of matched pairs that obey certain conditions is purely a data mining problem. Similar subfields of data mining, where the goal is to locate optimal subsets of data, include association rule mining and event detection. For these types of problems, modern discrete optimization techniques have rarely been used, though there is one recent precedent in the literature for matched pairs, namely the line of work by Zubizarreta (2012), Zubizarreta et al. (2013, 2014). Optimization techniques have major advantages over other types of approaches: (i) they are extremely flexible and allow the experimenter to match on very complex conditions, such as quantiles of attributes, which network optimization methods for matching cannot handle; (ii) they can be computationally efficient, depending on the strength of the integer programming formulation – strong formulations have relaxations close to the set of feasible integer solutions, and (iii) integer linear programs have guarantees on the optimality of the solution – in fact, they produce upper and lower bounds on the value of the optimal solution.

After formalization of our framework in Section 2, we offer a robust formulation for McNemar’s statistic for binary outcomes in Section 4. We introduce a general Integer Linear Program for matching problems with binary outcomes. In Section 5 we formulate an ILP to compute the robust version of the canonical z -test in a general case. We offer a linearized formulation for the program that makes it solvable with any popular ILP solver. We then study the finite-sample distribution of our robust version of McNemar’s test without conditioning on the match assignment. Finally, we present simulated evidence of the performance of our methods in Section 7, and two case studies that apply our robust statistics to real-world datasets are discussed in Section 8.

2 Matching for Robust Tests

Throughout this paper we adopt the potential outcomes framework (see Holland 1986, Rubin 1974). For each unit $i = 1, \dots, N$, we have potential outcomes $Y_i(t) \in \mathbb{R}$, where $t \in \{0, 1\}$. As is standard in causal inference settings, there are N^t units that receive the treatment and N^c units that receive the control condition, with $N^c + N^t = N$. We denote the condition administered to each unit with

$T_i \in \{0, 1\}$. We never observe realizations of $Y_i(1)$ and $Y_i(0)$ for each unit at the same time, but only of $Y_i = Y_i(1)T_i + Y_i(0)(1 - T_i)$. We also observe a vector of covariates \mathbf{x}_i taking value in some set \mathcal{C} for every unit. We use the notation X_i to denote a random variable indicating the covariates. We assume that potential outcomes are related to the covariates as follows: $Y_i(t) = \mu_t(\mathbf{x}_i) + \nu_i$, with $\mathbb{E}[\nu_i | X_i = \mathbf{x}_i] = 0$. We assume that $Y_i(1), Y_i(0), X_i, T_i$ are sampled independently from the same distribution for all units, and we use $Y(1), Y(0), X, T$ to denote an arbitrary draw from this distribution. To conduct our hypothesis test we have observations: $(\mathbf{x}_1^t, y_1^t), \dots, (\mathbf{x}_{N^t}^t, y_{N^t}^t)$, and $(\mathbf{x}_1^c, y_1^c), \dots, (\mathbf{x}_{N^c}^c, y_{N^c}^c)$, with X being a set of covariates that take value in some discrete set \mathcal{C} . We make the classical assumptions of Conditional Ignorability of treatment assignment and Stable Unit Treatment Value (SUTVA):

Assumption 1. (*Conditional Ignorability*) For any unit in the sample $i = 1, \dots, N$ treatment allocation is independent of potential outcomes conditional on the observed covariates, that is: $T_i \perp\!\!\!\perp Y_i(1), Y_i(0) | X_i$.

Assumption 2. (*SUTVA*) A unit's potential outcomes depend only on that unit's treatment level, that is: for all units, i : $Y_i(t_1, \dots, t_N) = Y_i(t_i)$, where $Y_i(t_1, \dots, t_N)$ is the potential outcome for unit i under all units' treatment assignments.

A matching operator determines which control is assigned to which treatment. In this paper we focus on one-to-one matching, therefore we define the matching operator as follows.

Definition 1. (*Matching Operator*) A matching operator $\mathbf{a} : \{1, \dots, N^t\} \rightarrow \{1, \dots, N^c, \emptyset\}$ obeys the following: if $i \neq k$ and $\mathbf{a}(i) \neq \emptyset$ then $\mathbf{a}(i) \neq \mathbf{a}(k)$. That is, no two treatment units i and k are assigned to the same control unit.

We define the size of the matching, *i.e.*: the number of matched pairs, to be $M = \sum_{i=1}^{N^t} \mathbb{I}(\mathbf{a}(i) \neq \emptyset)$, with $\mathbb{I}(E)$ representing the indicator function for the event E throughout the paper. The set of all matching operators is \mathcal{A} = set of all possible assignments $\{\mathbf{a}\}$. Throughout the rest of the paper we also use \mathbf{a} to represent a $N^t \times N^c$ matrix of matches such that $a_{ij} = 1$ if i and j are matched together.

Throughout the paper we will be interested in testing the following null hypotheses on the sample of experimental units:

$$\mathbb{H}_0^{SATE} := \frac{1}{N} \sum_{i=1}^N \mathbb{E}_{Y|X}[Y(1) - Y(0) | X = x_i] = 0, \quad (1)$$

$$\mathbb{H}_0^{SATT} := \frac{1}{N^t} \sum_{i:T_i=1} \mathbb{E}_{Y|X}[Y(1) - Y(0) | X = x_i, T = 1] = 0. \quad (2)$$

These two are null hypotheses of 0 average treatment effects, one on the whole sample, and the other only on the treated units. SATE stands for Sample Average Treatment Effect and SATT stands for Sample Average Treatment Effect on the Treated. All these tests presuppose potential outcomes $Y(t)$ to be random variables drawn from some distribution, we also consider randomization inference for finite samples, in this case potential outcomes as well as covariates are assumed to be nonrandom and fixed at the same value under any treatment assignment:

$$\mathbb{H}_0^{sharp} := Y_i(1) = Y_i(0) \text{ for all } i. \quad (3)$$

This is Fisher's classic sharp null hypothesis of no treatment effect, and while it is a more stringent null hypothesis than the hypothesis of no average treatment effect, it is widely used in experimental

and non-experimental research today. This hypotheses, unlike the prior ones, presupposes potential outcomes to be fixed and nonrandom, which, in our notation, implies $Y_i(t) = \mu_t(\mathbf{x}_i)$ for all i . We stress that these hypotheses are defined over the entire sample of units to be matched, and not on subsamples selected by a matching algorithm. This observation is central to our robust testing framework.

For now, consider a generic test statistic $\psi_{\mathbf{y}}(\mathbf{a})$, where $\mathbf{y} = (y_1^t, \dots, y_{N^t}^{N^t}, y_1^c, \dots, y_{N^c}^{N^c})$. This particular notation for ψ is used to emphasize the dependence of the test statistic on the matches, \mathbf{a} , by denoting that ψ is always evaluated on the same dataset \mathbf{y} , but with possibly varying matches, each of which possibly defines a different subsample that the hypotheses are tested on.

2.1 Matching Analyses and Their Sensitivity to Arbitrary Choices

Existing studies that use matching for hypothesis testing in finite samples all roughly follow the following template:

1. Choose a test statistic
2. Define criteria that acceptable matches should satisfy (*e.g.* covariate balance)
3. Apply one or several matching algorithms to the data, generating several sets of matches that satisfy the previously defined criteria
4. Arbitrarily choose one among all the matched subsamples that satisfy the requirements (*e.g.* the assignment chosen by a black-box algorithm)
5. Implicitly change the subsample of interest for the estimands to the one defined by the matched data
6. Compute the test statistic and its p-value on the matched data

This procedure is simple and computationally attractive, however it does not explicitly incorporate uncertainty arising from Step 4: it is the case that values of the test statistic computed under different but equally good matched subsamples could differ. Since these matches all satisfy the quality requirements imposed by the analyst, they are indistinguishable from one another in terms of quality and so are the test statistic values resulting from them. Which of these matched sets should be taken as representative of the whole sample? There is no clear answer to this question.

Consider an example scenario in which a matching procedure applied to a single dataset produces two equivalently good assignments: \mathbf{a}_1 and \mathbf{a}_2 , each of size M . If we were to apply the same test statistic to each of the two matched samples, we would be implicitly testing two different hypotheses:

$$\mathbb{H}_0^{SATE,1} = \frac{1}{M} \sum_{i=1}^N \mathbb{E}[Y(1) - Y(0) | X = x_i] \mathbb{I}(\mathbf{a}_1(i) \neq \emptyset)$$

$$\mathbb{H}_0^{SATE,2} = \frac{1}{M} \sum_{i=1}^N \mathbb{E}[Y(1) - Y(0) | X = x_i] \mathbb{I}(\mathbf{a}_2(i) \neq \emptyset).$$

Clearly, these two hypotheses are different because they are defined on two different subsets of the data, and neither is assured to be similar to \mathbb{H}_0^{SATE} as defined before. Given conditional ignorability of treatment assignment, and sufficient constraints on $\mathcal{A}_{\text{good}}$, common statistical tests will yield valid results for each of these two hypotheses when applied to each matched subsample, and will have the statistical properties that they are supposed to display when applied to that

sample. The problem then is one of sample selection: $\mathbb{H}_0^{SATE,1}$ could be rejected and $\mathbb{H}_0^{SATE,2}$ could not and we would end up with two, equally plausible results on different subsets of the same data. Since both assignments achieve similar quality, there is no clear way to choose one result over the other, and arbitrarily reporting one of the two would hide the fact that another subsample exists on which the same hypothesis test leads to a different result. This fact would likely be of interest to decision-makers wanting to take the results of the matched study into account for their choices. We propose to approach this arbitrary sample selection problem by explicitly computing the endpoints of the range of test statistics that could be obtained on different equally good matched subsamples of the same data.

Under the common assumption that potential outcomes are Lipschitz in the covariates (Imbens and Rubin 2015), the fact that $\mathbb{H}_0^{SATE,1}$ could potentially be different from $\mathbb{H}_0^{SATE,2}$ is mainly due to the variance of $Y(1), Y(0)$ given X . Common estimators for this variance fail to properly account for equivalent matching assignments because they are dependent on the match assignment chosen: different but equally good matched subsamples could lead to different conditional variance estimates. It is for this reason that the same test statistic could produce different results on two different data subsamples. Even a random number generator can influence matches enough to change things. We note that, asymptotically, certain matching estimators are indeed consistent and do not suffer from this issue (e.g., Abadie and Imbens 2011), however in finite samples, it is indeed the case that hypothesis tests are dependent on chosen match assignments in the way detailed above.

At this point, it would be tempting to say that matches chosen are often the unique maximizers of some metric of quality, and that, because of this, there never is uncertainty over choice of matches in practice. The problem with this view is that it assumes that matches at any level of quality besides the specific maximum obtained would not be used to produce results: had the analyst obtained a slightly lower maximum match quality, the analyst would not have used those matches to analyze the data. Similarly, this view assumes that, if it were possible to obtain a larger maximum match quality, for example by adding more data points, then matches at this level of quality would also not be used. This is not realistic in practice, as analysts in most cases choose matches above some more or less arbitrary threshold of quality: all matches above this threshold can be used to produce results, and the maximizer of match quality is just one of these matches. For this reason we wish to take all possible high-quality matches into account when computing uncertainty over matches, and not just match assignments that maximize quality.

The point above can manifest itself in very subtle ways that might be invisible to the analyst. Each of the algorithms that could be used for matching could also be choosing among the different, equally good solutions, and these choice can be arbitrary (e.g., dependent on random numbers or on the order of units in the dataset) and may commonly be thought not to influence results. Consider the popular greedy Nearest-Neighbor matching procedure without replacement: the order in which observations are matched matters for the resulting assignment as observations that are matched earlier will have a greater pool of potential matches to choose from. Optimal assignment algorithms are subject to arbitrary implementation choices and could have to choose among multiple optima and near-optima, and most often will do so arbitrarily.

2.2 The Problem: Empirical Evidence

A natural question to ask at this point is whether the issue raised above affects existing results of matching studies or is actually not present in practice. Evidence is provided by Morucci and Rudin (2018), who show the extent of this problem by replicating several social science studies that use matching. They perform the same hypothesis tests after applying several popular matching

algorithms. All datasets, hypotheses and post-matching estimators they employed are the same ones used in the original analyses, this was done to approximate real-world settings as closely as possible.

Method	No matching	CEM	Genetic	Optimal	Nearest	MIP-Match
% Rejections	27.9	23.5	22.1	27.9	26.5	29.4
% Balanced	35.3	64.7	64.7	16.2	23.5	35.3
% Failed	33.8	22.1	17.6	10.3	20.6	22.1
% Agreement with:	No matching	CEM	Genetic	Optimal	Nearest	MIP-Match
No matching	100.0	0.7	35.5	21.2	48.5	9.6
CEM	0.7	100.0	22.9	32.1	22.8	23.1
Genetic	35.5	22.9	100.0	44.3	27.4	36.0
Optimal	21.2	32.1	44.3	100.0	39.6	50.9
Nearest	48.5	22.8	27.4	39.6	100.0	12.7
MIP-Match	9.6	23.1	36.0	50.9	12.7	100.0

Number of hypotheses tested: **68**

% of tests with at least one rejection and one non-rejection: **64.7**

% of tests with at least one positive rejection and one negative rejection: **5.9**

% agreement between two methods, on average: **40.5**

Table 1: Summary of results from Morucci and Rudin (2018). The first three rows of the table give summary statistics of each matching method’s performance in replicating the studies. Rows 4-10 show the percentage of tests that each pair of methods agreed on. Two methods agree if they either both reject or fail to reject the null. Rows 11-13 show some summary statistics of the replication experiment.

Summary results from Morucci and Rudin (2018) are shown in Table 1. Results from their exercise confirm that choice of matching algorithm indeed affects resulting estimates and hypothesis tests. On average, two methods alone agree on rejecting vs. not rejecting the same null hypothesis *only 40.5% of times* but achieve similar balance 70.5% of times. These numbers drop dramatically if any group of three methods is considered, and *are virtually zero if agreement among all six methods at once is considered*. As stated before, we believe that this happens because different matching methods choose among matches of similar quality arbitrarily and in different ways. According to these results, this issue is present in practical scenarios that involve real-world data, and that addressing it is an important step towards fully robust data analysis.

Further evidence of these practical issues is given in Section 7 of this work, and in Appendix F: we simulate several datasets under both exact and inexact matching schemes, all of which admit several possible equal-quality matched subsamples, and compare the behavior of some possible ways of choosing between these sets. We analyze several possible ways of choosing one of these matched subsamples: (i) uniformly at random, (ii) choosing the subsample that matches the most control units with the largest value of the outcome, (iii) choosing the subsample that matches the most control units with the smallest outcome value. In these experiments, there is no full-sample treatment effect, yet performing a hypothesis test on a single subsample selected in any of these ways tends to reject the null. A summary of these experiments is displayed in Figure 2.

The methods proposed in this paper are directly aimed at solving the issue presented here.

3 Proposed Approach

We propose computing and reporting the endpoints of the range of possible tests of the same hypothesis on different matched subsets of the same data. First we define a *set of good assignments* as $\mathcal{A}_{\text{good}} \subseteq \mathcal{A}$ where all $\mathbf{a} \in \mathcal{A}_{\text{good}}$ obey quality constraints besides those in \mathcal{A} . $\mathcal{A}_{\text{good}}$ intuitively represents the set of assignments arising from all reasonable matching methods, we refer to a match in $\mathcal{A}_{\text{good}}$ as a good assignment. Then, the procedure is as follows:

Robust Procedure: Over all assignments in $\mathcal{A}_{\text{good}}$, choose the two that respectively minimize and maximize the value of the test statistic of interest, and compute the maximal and minimal value of the test statistic:

$$\psi^+ := \max_{\mathbf{a} \in \mathcal{A}_{\text{good}}} \psi_{\mathbf{y}}(\mathbf{a}), \quad \psi^- := \min_{\mathbf{a} \in \mathcal{A}_{\text{good}}} \psi_{\mathbf{y}}(\mathbf{a}). \quad (4)$$

The range between ψ^+ and ψ^- includes, by definition, all the possible values of ψ that could be obtained on data \mathbf{y} by changing the matching assignment. In this sense, the pair (ψ^+, ψ^-) is robust to analyst choice of matched subsample, and to arbitrary choices made by a matching algorithm. If both test statistics successfully reject the null hypotheses defined on their respective subsamples, then it can be concluded that the null can be rejected robustly and *independently* of the chosen matched sample.

3.1 Motivation for the Proposed Approach

This robust approach is justified as follows: First, we do not want to consider how likely a certain assignment \mathbf{a} is to appear. This would involve modeling human behavior of the experimenter, or arbitrary and complex choices of different matching algorithms. We do not want to place a distribution over the choice of algorithms or matches that an experimenter would choose. As Morgan and Winship (2007) note, there is no clear guidance on the choice of matching procedure. We do not presuppose a distribution over these procedures. In reality most researchers tend to use popular and widely-cited matching software packages, and they make this choice independently of the specific problem being studied. Second, we do not want to consider statistics of the set of $\mathcal{A}_{\text{good}}$, such as the average value of ψ over the set of $\mathcal{A}_{\text{good}}$. This is simply a special case of the previous point, where we assume that all good assignments are equally likely to be chosen, which is clearly not the case. Furthermore, the resulting null hypothesis may be ill-defined in some cases. Third, there is no sound statistical theory underpinning the idea that results averaged over a set of good matches should be more accurate than results from one single match. Fourth, it is inaccurate to assume that our tests might lead to results that are “too” extreme. This is because there is no reason why maxima or minima over $\mathcal{A}_{\text{good}}$ should be considered outlying or extreme, even if most of the matches in $\mathcal{A}_{\text{good}}$ lead to similar results that are different than those at (ψ^+, ψ^-) . Note also that considering a result output by one of the extrema as an “outlier” in the sense that it is believed that most other results with good matches should be concentrated elsewhere in the space of ψ is circular logic: if a set of assignments is included in $\mathcal{A}_{\text{good}}$, then it must be thought to be good enough according to the analyst’s criteria. Excluding this assignment because it produces values of (ψ^+, ψ^-) that are too extreme is tantamount to excluding observations from the dataset because they are not producing the desired result.

3.2 Conservative P-values for Robust Tests

When computing p-values for hypothesis tests conducted on matched data, it is common to assume that, conditional on the matches made, the test statistic follows its canonical null distribution (for

example, a standard normal for the Z-test or a binomial for McNemar’s test). We propose the following: *The distribution used to compute p-values for robust tests under the null should be the same as the distribution used to compute p-values for the non-robust version of the same test under the same null hypothesis.* This is because robust p-values computed in this way are guaranteed to be conservative, in the sense that they will minimize the probability of Type-I error. To see this, let $F_{\Psi(\mathbf{a})|\mathbb{H}_0}^{match}(\psi(\mathbf{a}))$ denote the CDF of the test statistic under an arbitrary match assignment $\mathbf{a} \in \mathcal{A}_{\text{good}}$. Consider now the CDF of Ψ^+ under the null. We have, for an arbitrary value ψ :

$$\begin{aligned} \Pr(\Psi^+ \leq \psi | \mathbb{H}_0) &= \Pr\left(\Psi(\mathbf{a}_1) \leq \psi, \dots, \Psi(\mathbf{a}_{|\mathcal{A}_{\text{good}}|}) \leq \psi \mid \mathbb{H}_0\right) \\ &= \Pr(\Psi(\mathbf{a}_i) \leq \psi | \mathbb{H}_0) \\ &\times \Pr\left(\Psi(\mathbf{a}_1) \leq \psi, \dots, \Psi(\mathbf{a}_{i-1}) \leq \psi, \Psi(\mathbf{a}_{i+1}) \leq \psi, \right. \\ &\quad \left. \dots, \Psi(\mathbf{a}_{|\mathcal{A}_{\text{good}}|}) \leq \psi \mid \Psi(\mathbf{a}_i) \leq \psi, \mathbb{H}_0\right) \\ &\leq \Pr(\Psi(\mathbf{a}_i) \leq \psi | \mathbb{H}_0) = F_{\Psi(\mathbf{a})|\mathbb{H}_0}^{match}(\psi(\mathbf{a})). \end{aligned}$$

A similar argument shows that $1 - \Pr(\Psi^- \leq \psi | \mathbb{H}_0) \leq 1 - F_{\Psi(\mathbf{a})|\mathbb{H}_0}^{match}(\psi)$ for any ψ . This shows that p-values computed with the null distribution of the test statistic under any of the match assignments in $\mathcal{A}_{\text{good}}$ are conservative with respect to the distribution of the maximal (minimal) test statistic over all assignments. Unfortunately, the distribution of the test statistic under an arbitrary assignment is also hard to compute, and virtually always unknown. For this reason, we suggest approximating it with the known distribution of the test statistic under an idealized randomized experiment. We refer to this distribution as the canonical distribution of the test statistic.

The usual argument behind employing canonical null distributions for test statistics computed on matched data is as follows: test statistics would follow their canonical null distribution if the data were drawn from an ideal randomized experiment. Matching is attempting to select the data to approximate a dataset drawn from this idealized experiment. Therefore, canonical null distributions are a good approximation for the null distribution of the test statistic computed on the matched data. First, let $F_{\mathbb{H}_0}(\psi)$ be the CDF of a test statistic Ψ , under the null hypothesis \mathbb{H}_0 . We hope two distributions are similar:

1. The distribution of our test statistic, computed on matched pairs, whose CDF is denoted by $F_{\Psi(\mathbf{a})|\mathbb{H}_0}^{match}(\psi(\mathbf{a}))$.
2. The distribution of an analogous test statistic computed from an idealized draw: $y_i(1) - y_i(0) \sim p(y(1) - y(0) | X = x)$. We do not generally have $y_i(1) - y_i(0)$ for all observations, as these outcomes are not realized. However, if they were, we would hope that their test statistic would follow the same distribution as our matched data. The CDF of this idealized test statistic is $F_{\Psi|\mathbb{H}_0}^{ideal}(\psi(\mathbf{a}))$.

The key observation here is that we know the form of $F_{\Psi|\mathbb{H}_0}^{ideal}$ but we do not know the form of $F_{\Psi(\mathbf{a})|\mathbb{H}_0}^{match}$, for any of the assignments in \mathbf{a} . We would like to use the known form of $F_{\Psi|\mathbb{H}_0}^{ideal}$ to approximate $F_{\Psi(\mathbf{a})|\mathbb{H}_0}^{match}$. Match quality should then indicate how well $F_{\Psi|\mathbb{H}_0}^{ideal}$ approximates $F_{\Psi(\mathbf{a})|\mathbb{H}_0}^{match}$. If indeed $F_{\Psi|\mathbb{H}_0}^{ideal}$ approximates $F_{\Psi(\mathbf{a})|\mathbb{H}_0}^{match}$, then when we compute upper and lower bounds on $F_{\Psi|\mathbb{H}_0}^{ideal}$

these should also hold for $F_{\Psi(\mathbf{a})|\mathbb{H}_0}^{match}$:

$$\begin{aligned} F_{\Psi(\mathbf{a})|\mathbb{H}_0}^{match}(\psi(\mathbf{a})) &\approx F_{\Psi|\mathbb{H}_0}^{ideal}(\psi(\mathbf{a})) \leq F_{\Psi|\mathbb{H}_0}^{ideal}(\psi^+) \\ F_{\Psi|\mathbb{H}_0}^{match}(\psi(\mathbf{a})) &\approx F_{\Psi|\mathbb{H}_0}^{ideal}(\psi(\mathbf{a})) \geq F_{\Psi|\mathbb{H}_0}^{ideal}(\psi^-). \end{aligned}$$

Importantly, the bounds on $F_{\Psi(\mathbf{a})|\mathbb{H}_0}^{match}$ may hold even when it is not true that $F_{\Psi|\mathbb{H}_0}^{ideal}(\psi(\mathbf{a}))$ is a good approximation for $F_{\Psi(\mathbf{a})|\mathbb{H}_0}^{match}(\psi(\mathbf{a}))$. In this sense, the requirements of our robust tests are weaker than those of canonical hypothesis tests on matched data. Note also that, if units are matched exactly on all of the covariates, then $F_{\Psi(\mathbf{a})|\mathbb{H}_0}^{match} = F_{\Psi|\mathbb{H}_0}^{ideal}(\psi(\mathbf{a}))$.

In the case of both McNemar's test and of the Z-test, the CDFs used to compute p-values under the null are monotone transformations of the test statistics themselves: minimizing (maximizing) the test statistic over matches will also minimize (maximize) the p-values over matches. From this and the definition of p-value, it follows that:

$$\begin{aligned} \text{p-value}(\mathbf{a}) &= \min(1, 2 \min(F_{\Psi(\mathbf{a})|\mathbb{H}_0}^{match}(\psi(\mathbf{a})), 1 - F_{\Psi(\mathbf{a})|\mathbb{H}_0}^{match}(\psi(\mathbf{a})))) \\ &\leq \min(1, 2 \min(F_{\Psi|\mathbb{H}_0}^{ideal}(\psi^+), 1 - F_{\Psi|\mathbb{H}_0}^{ideal}(\psi^-))) \\ &= \text{p-value}_{\text{robust}}. \end{aligned} \tag{5}$$

Computing a p-value with the expression in (5) will always be conservative with respect to computing a p-value with any other match assignment: if analysts are interested in minimizing the possibility of Type-I error, then this strategy is recommended. Through simulations in Section 7 we show that robust p-values obtained with (5) are not too conservative: when an average treatment effect is indeed present in the whole sample robust tests tend to reject the null at a rate similar to that of non-robust tests.

3.3 Constraining the Quality of the Matches

Determining the quality requirements that matches should satisfy to be usable is ultimately up to the experimenter, however there are several general types of constraints that matches in $\mathcal{A}_{\text{good}}$ should most often obey. Let $dist(\mathbf{x}, \mathbf{x}')$ be a metric on the space of \mathbf{x} , some of these constraints are:

- (Calipers) When $\mathbf{a}(i) \neq \emptyset$ then $dist(\mathbf{x}_i^t, \mathbf{x}_{\mathbf{a}(i)}^c) \leq \epsilon$.
- (Covariate balance, mean of chosen treatment units similar to mean of control group) \forall covariates p we have:

$$\left| \frac{1}{M} \sum_{\{i:\mathbf{a}(i) \neq \emptyset\}} x_{ip}^t - \frac{1}{M} \sum_{\{j:\mathbf{a}(j) \neq \emptyset\}} x_{jp}^c \right| \leq \epsilon_p. \tag{6}$$

- (Maximizing the fitness of the matches) In general, one can optimize any measure of user-defined fitness for the assignment, and then constrain $\mathcal{A}_{\text{good}}$ to include all other feasible assignments at or near that fitness level, by including the following constraints:

$$\text{Fitness}(\mathbf{a}, \{x_i^t\}_{i=1}^{N^t}, \{x_i^c\}_{i=1}^{N^c}) \geq \text{Maxfit} - \epsilon,$$

where Maxfit is precomputed as: $\text{Maxfit} = \max_{\mathbf{a} \in \mathcal{A}} \text{Fitness}(\mathbf{a}, \{x_i^t\}_{i=1}^{N^t}, \{x_i^c\}_{i=1}^{N^c})$. If one desires the range of results for all maximally fit pairs and no other pairs, ϵ can be set to 0.

We note that, to constitute a ILP formulation, the chosen type of fitness function must be expressed as some linear function of the matching indicators. While it is technically true that not all fitness functions can be encoded in this way, many popular constraints for matching can be. For example, Zubizarreta (2012) gives linear constraint formulations for a number of popular match quality constraints.

In what follows, we provide special cases of the Robust Procedure for two specific hypothesis tests, McNemar’s test for binary outcomes and the z -test for real-valued outcomes. We outline strategies for computing these statistics as well as their distributions under the hypotheses of interest. We begin with McNemar’s test.

4 Robust McNemar’s Test

We begin with the problem of hypothesis testing for binary outcomes, that is $Y(t) \in \{0, 1\}$. Let $B(\mathbf{a}) = \sum_{i=1}^{N^t} \sum_{j=1}^{N^c} a_{ij} y_i^t (1 - y_j^c)$ be the count of matched pairs in which the treated unit has outcome 1 and the control unit has outcome 0 under assignment \mathbf{a} , and let $C(\mathbf{a}) = \sum_{i=1}^{N^t} \sum_{j=1}^{N^c} a_{ij} y_j^c (1 - y_i^t)$ be the number of matched pairs in which the treated unit has outcome 0 and the control unit has outcome 1. Table 2 summarizes the definition of each of these pair types.

	$y_t = 0$	$y_t = 1$
$y_c = 0$	A	B
$y_c = 1$	C	D

Table 2: Possible types of a pair of matched units in McNemar’s test. The type of pair made depends on the outcome of the treated and control units matched together, denoted with y_t and y_c respectively.

We choose to use the following test statistic for both hypotheses:

$$\chi = \frac{B(\mathbf{a}) - C(\mathbf{a}) - 1}{\sqrt{B(\mathbf{a}) + C(\mathbf{a})}} = \frac{\sum_{i=1}^{N^t} \sum_{j=1}^{N^c} a_{ij} (y_i^t - y_j^c) - 1}{\sqrt{\sum_{i=1}^{N^t} \sum_{j=1}^{N^c} a_{ij} (y_i^t + y_j^c - 2y_i^t y_j^c)}}. \quad (7)$$

This is the classical formulation of McNemar’s statistic with a continuity correction at the numerator (see Tamhane and Dunlop 2000). The robust test statistic can be defined as the pair:

$$\chi^+ = \max_{\mathbf{a} \in \mathcal{A}_{\text{good}}} \frac{B(\mathbf{a}) - C(\mathbf{a}) - 1}{\sqrt{B(\mathbf{a}) + C(\mathbf{a})}}, \quad \chi^- = \min_{\mathbf{a} \in \mathcal{A}_{\text{good}}} \frac{B(\mathbf{a}) - C(\mathbf{a}) - 1}{\sqrt{B(\mathbf{a}) + C(\mathbf{a})}}.$$

In what follows, we outline a strategy to compute (χ^+, χ^-) subject to general constraints that define $\mathcal{A}_{\text{good}}$. In Sections 6.1 and 6.2 we provide theoretical statements of the finite-sample behavior of the optimized statistics. In the appendix, we study a simpler case where the constraints on $\mathcal{A}_{\text{good}}$ explicitly define strata for the data, showing that the optimal statistic can be computed in linear time, and outlining a procedure to do so.

4.1 Optimizing McNemar’s statistic with general constraints

In this section we give an Integer Linear Programming (ILP) formulation that optimizes χ with a pre-defined number of matches M . This formulation can be adapted for testing $\mathbb{H}_0^{\text{SATE}}$ or $\mathbb{H}_0^{\text{SAT}}$, and $\mathbb{H}_0^{\text{sharp}}$.

One can show that the number of pairs where the same outcome is realized for treatment and control (the number of $A + B$ pairs) is irrelevant, so we allow it to be chosen arbitrarily, with no constraints or variables defining it. The total number of pairs M is thus also not relevant for this test. Therefore, we choose only the total number of untied responses (B and C pairs) m , which must always be greater than 0 for the statistic to exist. The problem can be solved either for a specific m or globally for all $m > 0$ by looping over all possible values of m until the problem becomes infeasible. In most practical data analysis scenarios the largest feasible m is chosen.

Formulation 1: General ILP Formulation for McNemar’s Test

$$\text{Maximize/Minimize}_{\mathbf{a}} \quad \chi(\mathbf{a}) = \left[\frac{B(\mathbf{a}) - C(\mathbf{a}) - 1}{\sqrt{m}} \right]$$

subject to:

$$\sum_{i=1}^{N^t} \sum_{j=1}^{N^c} a_{ij} y_i^t (1 - y_j^c) = B(\mathbf{a}) \quad (\text{Total number of first type of discordant pairs}) \quad (8)$$

$$\sum_{i=1}^{N^t} \sum_{j=1}^{N^c} a_{ij} y_j^c (1 - y_i^t) = C(\mathbf{a}) \quad (\text{Total number of second type of discordant pairs}) \quad (9)$$

$$B(\mathbf{a}) + C(\mathbf{a}) = m \quad (\text{Total number of discordant pairs}) \quad (10)$$

$$\sum_{i=1}^{N^t} a_{ij} \leq 1 \quad \forall j \quad (\text{Match each control unit at most once}) \quad (11)$$

$$\sum_{j=1}^{N^c} a_{ij} \leq 1 \quad \forall i \quad (\text{Match each treatment unit at most once}) \quad (12)$$

$$a_{ij} \in \{0, 1\} \quad \forall i, j \quad (\text{Defines binary variable } a_{ij}) \quad (13)$$

$$\text{(Additional user-defined match quality constraints.)} \quad (14)$$

Equations (8) and (9) are used to define variables B and C . To control the total number of untied responses, we incorporate Equation (10). Equations (11) and (12) confirm that only one treated/control unit will be assigned in a single pair. As it is common practice in matching, hypothesis \mathbb{H}_0^{SATT} can be tested by adding the constraint $\sum_{i=1}^{N^t} \sum_C a_{ij} = N^t$, only in the case where $N^t \leq N^c$, so that all treatment units are matched. In addition, \mathbb{H}_0^{SATE} , \mathbb{H}_0^{sharp} can be tested with any reasonable number of matches.

This optimization problem can also be solved quickly when constraints have the following property: there exists a stratification of the data such that an assignment is a feasible solution if and only if it matches units exclusively within the same stratum. When constraints are of this type there exists a linear-time algorithm to solve the optimization problem in Formulation 1. We provide this algorithm in the appendix, together with a proof of its correctness. For more discussion of this special type of constraints, see Section 6 and the appendix.

5 Robust Z-Test

In this section we consider the canonical z -test for estimating whether the difference in mean of the treatment and control populations is sufficiently greater than 0, when outcomes are real-valued,

that is: $Y(t) \in \mathbb{R}$. After computing the robust z -statistic, a p -value for it can be obtained with the canonical Normal asymptotic approximation. In what follows, M is the total number of pairs, and $\hat{\sigma}$ is the sample standard deviation of the differences, $y_i^t - y_{\mathbf{a}(i)}^c$. The z -score is:

$$z_{\mathbf{y}}(\mathbf{a}) = \frac{\bar{d}_{\mathbf{a}}\sqrt{M}}{\hat{\sigma}_{\mathbf{a}}}, \quad (15)$$

where:

$$\bar{d}_{\mathbf{a}} = \frac{1}{M} \sum_{i=1}^{N^t} \sum_{j=1}^{N^c} y_i^t - y_{\mathbf{a}(i)}^c, \quad \text{and} \quad \hat{\sigma}_{\mathbf{a}} = \sqrt{\frac{1}{M} \sum_{i=1}^{N^t} \sum_{j=1}^{N^c} (y_i^t - y_j^c)^2 a_{ij} - \bar{d}_{\mathbf{a}}^2}.$$

Our robust statistic in this case is defined as the pair:

$$z^+ := \max_{\mathbf{a} \in \mathcal{A}_{\text{good}}} \frac{\bar{d}_{\mathbf{a}}\sqrt{M}}{\hat{\sigma}_{\mathbf{a}}}, \quad z^- := \min_{\mathbf{a} \in \mathcal{A}_{\text{good}}} \frac{\bar{d}_{\mathbf{a}}\sqrt{M}}{\hat{\sigma}_{\mathbf{a}}}, \quad (16)$$

We provide general ILP formulations for computing the robust statistic under any kind of constraint on $\mathcal{A}_{\text{good}}$ by devising a linearized formulation of the z -statistic optimization problem that allows it to be solved with any ILP solver. ILP Formulations that are slightly different from each other (that we will discuss) can handle testing of \mathbb{H}_0^{SATE} and \mathbb{H}_0^{SATT} , and \mathbb{H}_0^{sharp} .

5.1 Computing (z^+, z^-) Under General Constraints

Robust z -tests under general match quality constraints can be formulated as ILPs that can be solved with any of the common solvers. The z statistic is clearly not linear in the decision variables (the match assignments). If one were to optimize it directly, a solution could be approximated using a MINLP (mixed-integer nonlinear programming solver) but guarantees on the optimality of the solution could not necessarily be made. In what follows, we show how this problem can be simplified to be solved by an algorithm that solves several linear integer programming problems instead. This algorithm benefits from the computational speed of ILP solvers, compared to MINLP solvers, and has a guarantee on the optimality of the solution.

To create the ILP formulation, we note that the objective is increasing in the average of the differences (this term appears both in the numerator and denominator), and it is decreasing in the sum of the squared differences (this term is the first term of $\hat{\sigma}$). We then replace the nonlinear objective in (15) as follows:

$$\text{Maximize/Minimize}_{\mathbf{a}} \quad \sum_{i=1}^{N^t} \sum_{j=1}^{N^c} (y_i^t - y_j^c) a_{ij}, \quad (17)$$

which is now linear. The quantity in (17) is the estimated treatment effect. Simultaneously, we will limit the sum of squared differences term by b_l , which is now a parameter rather than a decision variable. Thus, we will optimize treatment effect subject to a bound on the variance. We accomplish this by introducing a new constraint:

$$\sum_{i=1}^{N^t} \sum_{j=1}^{N^c} (y_i^t - y_j^c)^2 a_{ij} \leq b_l. \quad (18)$$

Putting this together, the new formulation is an ILP.

Formulation 3: ILP formulation for z -test

$$\text{Maximize/Minimize}_{\mathbf{a}} \sum_{i=1}^{N^t} \sum_{j=1}^{N^c} (y_i^t - y_j^c) a_{ij} \quad (\text{Treatment effect}) \quad (19)$$

subject to:

$$\sum_{i=1}^{N^t} \sum_{j=1}^{N^c} (y_i^t - y_j^c)^2 a_{ij} \leq b_l \quad (\text{Upper bound on sample variance}) \quad (20)$$

$$\sum_{i=1}^{N^t} \sum_{j=1}^{N^c} a_{ij} = M \quad (\text{Choose } M \text{ pairs}) \quad (21)$$

$$\sum_{i=1}^{N^t} a_{ij} \leq 1 \quad \forall j \quad (\text{Match each control unit at most once}) \quad (22)$$

$$\sum_{j=1}^{N^c} a_{ij} \leq 1 \quad \forall i \quad (\text{Match each treatment unit at most once}) \quad (23)$$

$$a_{ij} \in \{0, 1\} \quad \forall i, j \quad (\text{Defines binary variable } a_{ij}) \quad (24)$$

$$(\text{Additional user-defined covariate balance constraints.}) \quad (25)$$

This formulation optimizes treatment effect, subject to the variance of the treatment effect being small. This formulation can be used by itself to find the range of reasonable treatment effects, given a fixed bound b_l on the variance. The problem of testing \mathbb{H}_0^{SATT} under full matching can be formulated by setting $M = N^t$ in Formulation 3, which can also be modified to form the problem of choosing both treatment and control populations simultaneously, to handle the setting of Rosenbaum (2012). Here, the mean is taken over the same portion of the population as Rosenbaum (2012), which is the region of overlap between the control and treatment populations, removing extreme regions. This setting can be handled by looping over values of M until the program becomes infeasible.

We note that in the case of testing \mathbb{H}_0^{sharp} a simplified formulation is possible as the sample variance is fixed and known in this case. We opt to not explicitly derive this formulation as it is a special case of Formulation 3, where the variance constraint in (20) is replaced with an equality constraint for the variance to be equal to that computed under the sharp null. The formula for the variance computed under the sharp null is available in the textbook of Imbens and Rubin (2015).

Let us get back to optimizing the z -score. Our algorithm will solve this formulation for many different values of b_l to find the optimal z -score and p -value. Let us denote the solution of the maximization problem as \mathbf{a}_l . Here, \mathbf{a}_l is the optimal match assignment for the specific value of b_l . The indices of the match assignment \mathbf{a}_l are, as usual, ij , which are pairs of treatment and control units. Using \mathbf{a}_l , we will then be able to bound the value of z . Shortly we will use Theorem 1 to prove bounds on the z -score as follows:

$$\max_l \frac{\bar{d}_{\mathbf{a}_l} \sqrt{M}}{\sqrt{\frac{1}{M} b_l - (\bar{d}_{\mathbf{a}_l})^2}} \leq \max_{\mathbf{a}} z(\mathbf{a}) \leq \max_l \frac{\bar{d}_{\mathbf{a}_l} \sqrt{M}}{\sqrt{\frac{1}{M} b_{l-1} - (\bar{d}_{\mathbf{a}_l})^2}}. \quad (26)$$

Using these bounds, can now formulate an algorithm to choose progressively finer meshes for b_l to maintain the guarantee on the quality of the solution, repeatedly solving the ILP Formulation.

Algorithm 1: Maximize z with general constraints.

Data: Set of real vectors $\{(y_{l_1}^t, \dots, y_{l_{N^t}}^t)\}_{l=1}^L$ and $\{(y_{l_1}^c, \dots, y_{l_{N^c}}^c)\}_{l=1}^L$,

Initial lower bound on the variance, b_1 ,

Additional data parameters for optimization, such as covariates, \mathbf{D} .

Result: $N^t \times N^c$ binary matrix of matches, \mathbf{a}^* .

1 Solve Formulation 3 by removing the upper bound constraint in (20), denote solution by $\mathbf{a}^{(0)}$;

2 Compute initial upper bound on variance: $b_L^{(0)} := \sum_{i=1}^{N^t} \sum_{j=1}^{N^c} (y_i^t - y_j^c)^2 a_{ij}^{(0)}$;

3 Create initial grid of length L : $\mathbf{b} = (b_1^{(0)}, \dots, b_L^{(0)})$;

4 Start iteration counter, $iter = 1$

5 **while** $\max_l \frac{\bar{d}_{\mathbf{a}_l^{(iter)}} \sqrt{M}}{\sqrt{\frac{1}{M} b_{l-1}^{(iter)} - (\bar{d}_{\mathbf{a}_l^{(iter)}})^2}} - \max_l \frac{\bar{d}_{\mathbf{a}_l^{(iter)}} \sqrt{M}}{\sqrt{\frac{1}{M} b_l^{(iter)} - (\bar{d}_{\mathbf{a}_l^{(iter)}})^2}} \geq \epsilon$ **do**

6 Increment iteration counter: $iter = iter + 1$

7 **for** $l = 1, \dots, L$ **do** Solve Formulation 3, using $b_l^{(iter-1)}$ as upper bound on variance.
 Denote solution with $\mathbf{a}_l^{(iter)}$;

8 Compute lower bound on z-score $z_{LB} := \max_{l \in \{1, \dots, L\}} \frac{\bar{d}_{\mathbf{a}_l^{(iter)}} \sqrt{M}}{\sqrt{\frac{1}{M} b_l^{(iter-1)} - (\bar{d}_{\mathbf{a}_l^{(iter)}})^2}}$

9 **for** $l = 2, 4, 6, \dots, L$ **do**

10 Apply Theorem 1: if $\frac{\bar{d}_{\mathbf{a}_l^{(iter)}} \sqrt{M}}{\sqrt{\frac{1}{M} b_{l-1}^{(iter-1)} - (\bar{d}_{\mathbf{a}_l^{(iter)}})^2}} > z_{LB}$ **then** refine the grid between
 $b_{l-1}^{(iter-1)}$ and $b_l^{(iter-1)}$, obtaining a new set of grid points;

11 **end**

12 Concatenate all refined grid points into a new grid, denoted by

$\mathbf{b}^{(iter)} = (b_1^{(iter)}, \dots, b_L^{(iter)})$, and sorted in increasing order.

13 **end**

14 **return** $\mathbf{a}^* = \arg \max_{l=1, \dots, L} \frac{\bar{d}_{\mathbf{a}_l^{(iter)}} \sqrt{M}}{\sqrt{\frac{1}{M} b_l^{(iter)} - (\bar{d}_{\mathbf{a}_l^{(iter)}})^2}}$.

Algorithm 1 works by first solving the ILP Formulation by relaxing (removing) the first constraint (upper bound on sample standard deviation), and using the resulting matches to compute the first upper bound on the standard deviation, $b_L^{(0)}$. The algorithm then creates a coarse mesh $b_1^{(iter)}, \dots, b_L^{(iter)}$ where $b_1^{(iter)} < b_l^{(iter)} < b_L^{(iter)}$. A new refined mesh will be created at each iteration, and we denote iterations by $iter$. We want the interval $[b_1^{(iter)}, b_L^{(iter)}]$ to be wide enough to contain

the true value of $f_2(\mathbf{a}^*) := \sum_{i=1}^{N^t} \sum_{j=1}^{N^c} (y_i^t - y_j^c)^2 a_{ij}^*$, where $\mathbf{a}^* \in \arg \max z(\mathbf{a})$, which we do not know

and are trying to obtain. Determining which procedure to use to create this mesh is left up to the user, the $b_l^{(iter)}$ could be chosen evenly spaced, though they do not need to be. Note that the choice of $(b_1^{(iter)}, \dots, b_L^{(iter)})$ at each iteration does not affect the optimality of the solution, only the speed at which it is obtained. The algorithm then computes the solution to the ILP Formulation as well as upper and lower bounds for the solution using (26).

Let us do some re-indexing. We take the union of all grid points $\bigcup_{l,(iter)} b_l^{(iter)}$ created over all iterations, order them and create a ordered single vector $\mathbf{b} = [b_1, \dots, b_L]$. This is a single grid. On each point of this grid, we have match assignments \mathbf{a}_l that maximizes z , subject to a constraint b_l on the variance. Correctness of the algorithm follows directly from optimality of the solutions at the bounds mentioned earlier. Specifically, correctness is guaranteed by the following:

Theorem 1. (*Optimal Solution of ILP with Upper Bound on Variance*) Consider the optimization problem

$$x^* \in \arg \max_x F(f_1(x), f_2(x)),$$

where f_1 and f_2 are real-valued functions of $x \in X$, F is monotonically increasing in f_1 and monotonically decreasing in f_2 . Assume we are given $[b_1, b_2, \dots, b_l, \dots, b_L]$ that span a wide enough range so that x^* obeys:

$$b_{l^*-1} \leq f_2(x^*) \leq b_{l^*} \text{ for some } l^* \in \{1, \dots, L\}.$$

Define x_l as follows:

$$x_l \in \arg \max_{x: f_2(x) \leq b_l} F(f_1(x), b_l) = \arg \max_{x: f_2(x) \leq b_l} f_1(x),$$

where the equality follows because F monotonically increases in f_1 . Then

$$\max_l F(f_1(x_l), b_l) \leq \max_x F(f_1(x), f_2(x)) \leq F(f_1(x_{l^*}), b_{l^*-1}) \leq \max_l F(f_1(x_l), b_{l-1}).$$

Proof. Proof See Appendix E. □

This theorem bounds the optimal value of F along the whole regime of x in terms of the values computed at the L grid points. Note that the objective function of Formulations 1 and 2 is exactly of the form of Theorem 1, where

$$f_1(\mathbf{a}) = \frac{1}{M} \sum_{i=1}^{N^t} \sum_{j=1}^{N^c} (y_i^t - y_j^c) a_{ij},$$

$$f_2(\mathbf{a}) = \sum_{i=1}^{N^t} \sum_{j=1}^{N^c} (y_i^t - y_j^c)^2 a_{ij},$$

and

$$F(f_1(\mathbf{a}), f_2(\mathbf{a})) = \frac{f_1(\mathbf{a})\sqrt{M}}{\sqrt{\frac{1}{M}f_2(\mathbf{a}) - (f_1(\mathbf{a}))^2}}.$$

The algorithm is correct because for each l we determine whether the interval $[b_{l-1}, b_l]$ can be excluded because it provably does not contain a $f_2(\mathbf{a})$ value corresponding to the maximum value of $z(\mathbf{a})$. In particular, we know from the bounds in (26) and from the theorem that if the upper bound on the objective for a particular $b_{l'}$ is lower than all lower bounds for the optimal solution \mathbf{a}^* then l' cannot equal l^* and the interval $[b_{l'-1}, b_{l'}]$ can be excluded from further exploration. Specifically, we check for each l whether

$$\frac{\bar{d}_{\mathbf{a}_l}\sqrt{M}}{\sqrt{\frac{1}{M}b_{l-1} - (\bar{d}_{\mathbf{a}_l})^2}} < \max_{\ell} \frac{\bar{d}_{\mathbf{a}_\ell}\sqrt{M}}{\sqrt{\frac{1}{M}b_\ell - (\bar{d}_{\mathbf{a}_\ell})^2}}.$$

If this holds for some l , it means l cannot equal l^* and the interval $[b_{l-1}, b_l]$ can be excluded from further exploration. The intervals that remain included after this procedure are then refined again using the previous procedure, thus creating finer and finer meshes, and the process repeats on these finer meshes until the desired tolerance (ϵ) is achieved. The extra constraints on \mathbf{a} in the ILP Formulation are also compatible with Theorem 1. Thus, the bounds in (26) are direct results of Theorem 1 applied to the z statistic as an objective function.

6 Finite-Sample Distributions of McNemar's Test

In this section we provide theoretical description of the behavior of our proposed pair of test statistics in a general case where unit's potential outcomes are random, and when they are fixed but under \mathbb{H}_0^{sharp} . We study the robust version of McNemar's test without explicitly conditioning on the match assignment. The distribution of our statistic in this case, while not needed to obtain p-values in the canonical way, i.e., by conditioning on the match assignment, is of interest because it gives us insight into the behavior of our test statistics independently of the matches made. Applying our results in this section to simulated datasets shows that the distribution of (χ^+, χ^-) when the full-sample SATE is nonzero is different from the distribution of (χ^+, χ^-) when the SATE is 0.

We study the distributions of (χ^+, χ^-) under a particular type of constraints, which we call *Exclusively Binning Constraints*. Exclusively Binning Constraints are constraints that can be expressed as a division of the data into strata. These strata are sets of observations, such that one unit belongs exclusively to one set, and if exclusively units within the same stratum are matched together, then resulting matches satisfy all the constraints. More formally, we define exclusively binning constraints as follows:

Definition 2. (*Exclusively Binning Constraints*) *The constraints on \mathcal{A}_{good} are exclusively binning if there exists a partition \mathcal{S} of $\{1, \dots, N\}$ such that:*

$$\begin{aligned} \forall \mathbf{a} \in \mathcal{A}_{good} : (\mathbf{a}(i) = j \implies i, j \in S), \\ \forall \mathbf{a} \in \mathcal{A} : (\mathbf{a}(i) = j, \implies i, j \in S) \implies \mathbf{a} \in \mathcal{A}_{good}, \end{aligned}$$

for some subset $S \in \mathcal{S}$.

This type of grouping is commonly referred to as blocking (Imai et al. 2008), and there already exist matching methods that openly adopt it as a strategy to construct good quality matches (Iacus et al. 2012). In practice, several types of constraints on the quality of matches, chiefly balance, as

defined in Equation (6), can be implemented as a coarsening choice on the covariates (Iacus et al. 2011), and as such as exclusively binning constraints. In the two following sections we provide a formula for both null distributions we seek. In the appendix, we outline a computationally fast algorithm to compute (χ^+, χ^-) under this special type of constraint, the procedure of which also serves as basis for our proofs in the next sections.

6.1 Randomization Distribution of (χ^+, χ^-) Under Sharp Null Hypothesis and Exclusively Binning Constraints

Now that we can compute (χ^+, χ^-) on a given dataset we seek to derive a formula for its distribution under \mathbb{H}_0^{sharp} . Recall that \mathbb{H}_0^{sharp} is Fisher’s sharp null hypothesis of no treatment effect, that is $Y_i(1) = Y_i(0), \forall i$. In this section we provide an exact expression for the joint null distribution of the test statistics under \mathbb{H}_0^{sharp} for the case in which constraints are exclusively binning and \mathcal{S} can be constructed prior to matching. As it is standard in randomization inference, we hold potential outcomes for all of the units in our sample to be fixed and nonrandom: the only randomness in our calculations will stem from the treatment assignment distribution. Note that all of the probability statements that follow are made conditional on X and, for simplicity, we omit the relevant conditional notation from them.

Our approach to constructing this randomization distribution without conditioning on the match assignment is as follows: we assume that any set of units that could be matched together under a good assignment has the same probability of receiving the treatment, and that, after treatment is assigned, matches are made to compute (χ^+, χ^-) with the ILP in Formulation 1. This ILP is modified to only include Exclusively Binning Constraints, in addition to those in the formulation, and to make as many matches as possible within each of the strata defined by the constraints.

Since all good matches are made within the same stratum, we can assume that units within the same stratum receive the treatment with equal probability. This implies that Assumption 1 becomes:

Assumption 3. (*Stratified Conditional Ignorability*) *All units i in stratum l receive the treatment with fixed probability e_l . That is: for all $l = 1, \dots, L$: $\Pr(T_i = 1 | X = x_i, i \in S_l) = \Pr(T_i = 1 | i \in S_l) = e_l$, with $0 < e_l < 1$.*

Under Assumption 3 and under \mathbb{H}_0^{sharp} , the data generating process for the count variables in each stratum is as follows:

$$U_l | \mathbb{H}_0^{sharp} \stackrel{iid}{\sim} \text{Bin}(e_l, N_l^1) \quad (\text{number of treated units with outcome 1}) \quad (27)$$

$$\eta_l = N_l^1 - U_l \quad (\text{number of control units with outcome 1}) \quad (28)$$

$$V_l | \mathbb{H}_0^{sharp} \stackrel{iid}{\sim} \text{Bin}(e_l, N_l^0) \quad (\text{number of treated units with outcome 0}) \quad (29)$$

$$\nu_l = N_l^0 - V_l \quad (\text{number of control units with outcome 0}) \quad (30)$$

$$N_l^t = U_l + V_l \quad (\text{total number of treated units}) \quad (31)$$

$$N_l^c = \nu_l + \eta_l \quad (\text{total number of control units}), \quad (32)$$

where N_l^1 denotes the number of units in stratum l that have $Y_i(1) = Y_i(0) = 1$, $N_l^0 = N_l - N_l^1$ denotes the number of units in the same stratum with potential outcomes $Y(1) = Y(0) = 0$, and $e_l = \Pr(T_i = 1 | i \in S_l)$. Note that we now do not know how many units are treated and untreated in each stratum with certainty: this is equivalent to assuming that Bernoulli trials are performed within each stratum. In order to compute the distribution of (χ^+, χ^-) under \mathbb{H}_0^{sharp} , an estimate

of e_l is needed for each stratum. Under assumption 3 this probability can be estimated consistently and in an unbiased way with $\hat{e}_l = \frac{N_l^t}{N_l^c}$, or other equivalent estimators.

For convenience, we also introduce truncated versions of the variables above, which explicitly take into account the fact that exactly M_l matches are made within each stratum, letting $G_l^- = \max(N_l^t - N_l^c, 0)$ and $G_l^+ = \max(N_l^c - N_l^t, 0)$:

$$M_l = \min(N_l^t, N_l^c) \quad (33)$$

$$U_l^+ := U_l - \max(U_l - N_l^c, 0) \quad (34)$$

$$U_l^- := \max(U_l - G_l^-, 0) \quad (35)$$

$$\eta_l^+ := \max(\eta_l - G_l^+, 0) \quad (36)$$

$$\eta_l^- := \eta_l - \max(\eta_l - N_l^t, 0). \quad (37)$$

We now introduce a randomization distribution of the truncated variables in any stratum. Note that, by definition, these distributions are independent from one another, which is something that we will use in deriving an expression for the distribution of (χ^+, χ^-) . As a reminder, $M_l = \min(N_l^t, N_l^c)$ denotes the number of matches made within each stratum. The theorems below can appear notationally complex, however they lend themselves well to implementation for computing the distributions of interest.

Lemma 1. (*Randomization Distribution of Truncated Variables*) For $l = 1, \dots, L$ let (N_l^1, N_l^0, e_l) be fixed and known and let $\mathbb{D} = (U_l, V_l, \eta_l, \nu_l, N_l^t, N_l^c)$ be drawn from the data generating process of equations (27) – (32). Let a, b, c, d, m be elements of $\{0, \dots, \min(N_l^0, N_l^2)\}$ and let $m \in \{0, \dots, N_l\}$. The variables $(U_l^+, U_l^-, \eta_l^+, \eta_l^-, M_l)$ have the following joint distribution:

$$\begin{aligned} & \Pr(U_l^+ = a, U_l^- = b, \eta_l^+ = c, \eta_l^- = d, M_l = m | \mathbb{H}_0^{sharp}) \\ &= \sum_{j=0}^{N_l^1} \sum_{k=0}^{N_l^0} \Pr(U_l = j | \mathbb{H}_0^{sharp}) \Pr(V_l = k | \mathbb{H}_0^{sharp}) \mathbb{I}(U_l^+ = a | U_l = j, V_l = k) \mathbb{I}(U_l^- = b | U_l = j, V_l = k) \\ & \quad \times \mathbb{I}(\eta_l^+ = c | U_l = j, V_l = k) \mathbb{I}(\eta_l^- = d | U_l = j, V_l = k) \mathbb{I}(M_l = m | U_l = j, V_l = k), \end{aligned} \quad (38)$$

where:

$$\mathbb{I}(U_l^+ = a|U_l = j, V_l = k) = \begin{cases} 1 & \text{if } j = N_l - k - a, k \leq N_l - 2a \\ 1 & \text{if } j = a, k \leq N_l - 2a \\ 0 & \text{otherwise.} \end{cases} \quad (39)$$

$$\mathbb{I}(U_l^- = b|U_l = j, V_l = k) = \begin{cases} 1 & \text{if } j = N_l - 2k - b, k \leq N_l - 2b \\ 1 & \text{if } j = b, k \leq \frac{N_l - 2b}{2} \\ 1 & \text{if } b = 0, j \geq \frac{N_l}{2} - k, k \geq \frac{N_l - j}{2} \\ 1 & \text{if } b = 0, j = 0, k \leq \frac{N_l}{2} \\ 0 & \text{otherwise.} \end{cases} \quad (40)$$

$$\mathbb{I}(\eta_l^+ = c|U_l = j, V_l = k) = \begin{cases} 1 & \text{if } j = c + N_l^0 - 2k, k \geq \frac{N_l^0 - N_l^1 + 2c}{2} \\ 1 & \text{if } j = N_l^1 - c, k \geq \frac{N_l^0 - N_l^1 + 2c}{2} \\ 1 & \text{if } c = 0, j \leq N_l^0 - 2k, k \geq \frac{N_l - 2j}{2} \\ 1 & \text{if } c = 0, j = N_l^1, k \geq \frac{N_l^0 - N_l^1}{2} \\ 0 & \text{otherwise.} \end{cases} \quad (41)$$

$$\mathbb{I}(\eta_l^- = d|U_l = j, V_l = k) = \begin{cases} 1 & \text{if } j = d - k, k \geq 2d - N_l^1 \\ 1 & \text{if } j = N_l^1 - d, k \geq 2d - N_l^1 \\ 0 & \text{otherwise.} \end{cases} \quad (42)$$

$$\mathbb{I}(M_l = m|U_l = j, V_l = k) = \begin{cases} 1 & \text{if } j = m - k, m \leq \frac{N_l}{2} \\ 1 & \text{if } j = N_l - k - m, m \leq \frac{N_l}{2} \\ 0 & \text{otherwise.} \end{cases} \quad (43)$$

and $\Pr(U_l = j|\mathbb{H}_0^{sharp}) = \text{Bin}(j, N_l^1, e_l)$ and $\Pr(V_l = k|\mathbb{H}_0^{sharp}) = \text{Bin}(k, N_l^0, e_l)$.

Proof. Proof See Appendix B.2. □

Note that, while the domain of the distribution above cannot be expressed by a simpler formula, it is simple and computationally fast to enumerate it for finite N_l . Finally, the joint null distribution of (χ^+, χ^-) is given in the following theorem:

Theorem 2. (*Randomization Distribution of (χ^+, χ^-)*). For $l = 1, \dots, L$ let (N_l^1, N_l^0, e_l) be fixed and known and let data, $\mathbb{D} = (U_l, V_l, \eta_l, \nu_l, N_l^t, N_l^c)$, be drawn from the data generating process of Equations (27) – (32). Let χ^+ be the maximum of Formulation 2 on \mathbb{D} , and let χ^- be the minimum of the problem on the same variables. Let $N^m = \sum_{l=1}^L \min(N_l^1, N_l^0)$ and define: $\mathcal{X}_{N^m} =$

$\left\{ \frac{b-c-1}{\sqrt{b+c+1}} : b, c \in \{0, \dots, N^m\} \right\}$, Additionally define:

$$\mathcal{A}(y) = \left\{ \mathbf{a} = (a_1, \dots, a_L) : \sum_{l=1}^L a_l = y, a_l \in \{0, \dots, y\} \right\}, \quad (44)$$

$$\mathcal{B}(y, s) = \left\{ \mathbf{b} = (b_1, \dots, b_L) : \sum_{l=1}^L b_l = \left(\frac{y-1}{s} \right)^2 - 1, b_l \in \left\{ 0, \dots, \left(\frac{y-1}{s} \right)^2 - 1 \right\} \right\}, \quad (45)$$

$$\mathcal{C}(x) = \left\{ \mathbf{c} = (c_1, \dots, c_L) : \sum_{l=1}^L c_l = x, c_l \in \{0, \dots, x\} \right\}, \quad (46)$$

$$\mathcal{D}(x, r) = \left\{ \mathbf{d} = (d_1, \dots, d_L) : \sum_{l=1}^L d_l = \left(\frac{x-1}{r} \right)^2 - 1, d_l \in \left\{ 0, \dots, \left(\frac{x-1}{r} \right)^2 - 1 \right\} \right\}. \quad (47)$$

Let $\mathcal{H}(x, y, r, s) = \mathcal{A}(y) \times \mathcal{B}(y, s) \times \mathcal{C}(x) \times \mathcal{D}(x, r)$ be the Cartesian product of the sets above, such that each element of $\mathcal{H}(x, y, r, s)$ is a 4-tuple of vectors: $(\mathbf{a}, \mathbf{b}, \mathbf{c}, \mathbf{d})$. Let $N^1 = \sum_{l=1}^L N_l^1$; the pmf of (χ^+, χ^-) , for two values $(s, r) \in \mathcal{X}_{N^m} \times \mathcal{X}_{N^m}$ is:

$$\Pr(\chi^- = s, \chi^+ = r | \mathbb{H}_0^{sharp}) = \sum_{x=-N^m}^{N^m} \sum_{y=-N^m}^{N^m} \sum_{(\mathbf{a}, \mathbf{b}, \mathbf{c}, \mathbf{d}) \in \mathcal{H}(x, y, r, s)} \prod_{l=1}^L \begin{cases} h_1(a_l, b_l, c_l, d_l) & \text{if } x < 1, y < 1 \\ h_2(a_l, b_l, c_l, d_l) & \text{if } x \geq 1, y < 1 \\ h_3(a_l, b_l, c_l, d_l) & \text{if } x \geq 1, y \geq 1 \\ 0 & \text{otherwise,} \end{cases} \quad (48)$$

where:

$$h_1(a_l, b_l, c_l, d_l) = \mathbb{I}(|a_l| = b_l) \sum_{m=0}^{N_l/2} \sum_{j=0}^m \left\{ \begin{aligned} & \Pr \left(U_l^- = a_l + j, U_l^+ = \frac{2m - d_l + c_l}{2}, \eta_l^- = j, \eta_l^+ = \frac{2m - d_l - c_l}{2}, M_l = m \right) \\ & + \Pr \left(U_l^- = a_l + j, U_l^+ = \frac{d_l + c_l}{2}, \eta_l^- = j, \eta_l^+ = \frac{d_l - c_l}{2}, M_l = m \right) \mathbb{I}(m \neq d_l) \end{aligned} \right\} \quad (49)$$

$$h_2(a_l, b_l, c_l, d_l) = \mathbb{I}(|a_l| = b_l) \mathbb{I}(|c_l| = d_l) + \sum_{m=0}^{N/2} \sum_{j=0}^m \sum_{k=0}^m \left\{ \Pr(U_l^- = a_l + k, U_l^+ = c_l + j, \eta_l^- = k, \eta_l^+ = j, M_l = m) \right\} \quad (50)$$

$$h_3(a_l, b_l, c_l, d_l) = \mathbb{I}(|c_l| = d_l) \sum_{m=0}^{N_l/2} \sum_{j=0}^m \left\{ \begin{aligned} & \Pr \left(U_l^- = \frac{2m - b_l + a_l}{2}, U_l^+ = c_l + j, \eta_l^- = \frac{2m - b_l - a_l}{2}, \eta_l^+ = j, M_l = m \right) \\ & + \Pr \left(U_l^- = \frac{b_l + a_l}{2}, U_l^+ = c_l + j, \eta_l^- = \frac{b_l - a_l}{2}, \eta_l^+ = j, M_l = m \right) \mathbb{I}(m \neq b_l) \end{aligned} \right\} \quad (51)$$

Proof. Proof. See Appendix B.3. □

Note that the exact form of the probabilities in h_1, h_2, h_3 is given by Lemma 1. The distribution is essentially a product of many binomial distributions truncated to be defined only on portions of their domains that include possible ranges allowed by the constraints on $\mathcal{A}_{\text{good}}$.

There are several possibilities for computing a lookup table for the distribution in Theorem 2 for a given dataset: a naïve procedure based on brute force enumeration of the quantities in Equation (48) has computational complexity $O(2^{N^m+(N^m)^2})$. The main bottleneck is having to compute the sets $\mathcal{A}, \mathcal{B}, \mathcal{C}, \mathcal{D}$ and their Cartesian product, \mathcal{H} . Computing these sets alone is a version of the subset sum problem and as such NP-hard and solvable, at best, in pseudo-polynomial time using dynamic programming algorithms. Even with a better method for computing these sets, computing their Cartesian product takes $O(2^{N^m+(N^m)^2})$ time, and each value within this set needs to then be iterated over N^m times at worst.

Fortunately, the complexity of computing this distribution can be significantly reduced by noting that the sum over the set is simply the convolution of all the independent distributions of the four parts of the range in each stratum. Recall that the distributions of matched pairs in each stratum are independent of each other because of SUTVA, and because optimization of χ is performed almost independently in each stratum (for more details on this point see Appendix A). Since the calculation is a convolution of independent discrete probabilities, it can be sped up with multidimensional Fast Fourier Transforms. The basic row-column mDFT algorithm reduces the complexity of having to generate $\mathcal{H}(x, y, r, z)$ to $O((N^m)^4 \log(N^m)^4)$. This, coupled with simple enumeration to create lookup tables for distributions of g_1, g_2, g_3 in each stratum, as well as the final range distribution yields an algorithm that creates a probability table for the null distribution of (χ^+, χ^-) in $O((N^m)^4 \log(N^m)^4)$. This implies that the worst-case time of computing the distribution in Theorem 2 is polynomial.

6.2 Distribution of (χ^+, χ^-) under Exclusively Binning Constraints and Random Potential Outcomes

In this section, we seek a formulation for $\Pr(\chi^- = s, \chi^+ = r|X)$, the distribution of robust McNemar's statistics under exclusively binning constraints and a fixed number of treated units, N_l^t in each stratum, but without conditioning on a specific match assignment. Potential outcomes are treated as random quantities under this hypothesis, and treated and control outcomes are assumed to be equal only on average. As before, all the probabilistic statements that follow are conditional on X .

To compute the distribution we seek, we define the quantities $p_l^t = \Pr(Y = 1|T = 1, X = x_i, i \in S_l)$ and $\Pr(Y = 1|T = 0, X = x_j, j \in S_l)$. We can encode \mathbb{H}_0^{SATE} in this distribution by requiring: $p_l^t = p_l^c = p_l$ for all l . In order for the distribution of interest to correctly be estimated, Assumption 3 must hold. Note that this assumption implies directly that $\Pr(Y(t) = 1|X = x_i, i \in S_l) = \Pr(Y = 1|T = t, X = x_i, i \in S_l)$. With it, and by requiring $p_l^t = p_l^c$ we obtain \mathbb{H}_0^{SATE} : $\Pr(Y = 1|T = 1, X = x_i, i \in S_l) = \Pr(Y(1) = 1|X = x_i, i \in S_l) = \mathbb{E}(Y(1)|X = x_i, i \in S_l) = \mathbb{E}(Y(0)|X = x_i, i \in S_l) = \Pr(Y(0) = 1|X = x_i, i \in S_l) = \Pr(Y = 1|T = 0, X = x_i, i \in S_l)$. As stated before, while Assumption 3 is necessary to obtain the distribution of (χ^+, χ^-) .

An estimate of p_l^t and p_l^c can be produced in an unbiased and consistent way with $\hat{p}_l^t = \frac{\sum_{i \in S_l} y_i^t}{N_l^t}$, or any other estimator of choice. When one wants to test the null hypothesis that $p_l^t = p_l^c$, one can use $\hat{p}_l^t = \hat{p}_l^c = \frac{\sum_{i \in S_l} y_i^t + \sum_{j \in S_l} y_j^c}{N_l}$.

Recall that exactly $M_l = \min(N_l^t, N_l^c)$ matches are made, with $M = \sum_{l=1}^L M_l$. Now denote with N_l^t the number of treated units in stratum S_l and with N_l^c the number of control units in that

same stratum. For each stratum, $l = 1, \dots, L$, the data are generated as follows:

$$U_l \stackrel{iid}{\sim} \text{Bin}(p_l^t, N_l^t) \quad (52)$$

$$V_l = N_l^t - U_l \quad (53)$$

$$\eta_l \stackrel{iid}{\sim} \text{Bin}(p_l^c, N_l^c) \quad (54)$$

$$\nu_l = N_l^c - \eta_l. \quad (55)$$

The joint distribution of the truncated variables introduced in Equations (34)-(37) under this DGP is given in the following lemma:

Lemma 2. (*Distribution of Truncated Variables*) For all $l = 1, \dots, L$, let $(N_l^t, N_l^c, p_l^t, p_l^c)$ be fixed and known, and let $G_l^+ = \max(N_l^c - N_l^t, 0)$, $G_l^- = \max(N_l^t - N_l^c, 0)$. Let data $\mathbb{D} = \{(U_l, V_l, \eta_l, \nu_l)\}_{l=1}^L$ be drawn according to Equations (52)-(55). The truncated variables have the following joint distributions:

$$\Pr(U_l^- = a, U_l^+ = b) = \begin{cases} \Pr(U_l = b) & \text{if } b < \min(N_l^c, G_l^- + 1), a = 0 \\ \Pr(U_l = b) & \text{if } b = a + G_l^-, 0 < a < N_l^c - G_l^- \\ \Pr(N_l^c \leq U_l \leq G_l^-) & \text{if } b = N_l^c, a = 0 \\ \Pr(U_l = a + G_l^-) & \text{if } b = N_l^c, a \geq \max(N_l^c - G_l^-, 1) \\ 0 & \text{otherwise.} \end{cases} \quad (56)$$

$$\Pr(\eta_l^- = a, \eta_l^+ = b) = \begin{cases} \Pr(\eta_l = a) & \text{if } a < \min(N_l^t, G_l^+ + 1), b = 0 \\ \Pr(\eta_l = a) & \text{if } a = b + G_l^+, 0 < b < N_l^t - G_l^+ \\ \Pr(N_l^c \leq \eta_l \leq G_l^+) & \text{if } a = N_l^t, b = 0 \\ \Pr(\eta_l = b + G_l^+) & \text{if } a = N_l^t, b \geq \max(N_l^t - G_l^+, 1) \\ 0 & \text{otherwise.} \end{cases} \quad (57)$$

where $\Pr(U_l = x) = \text{Bin}(x, p_l^t, N_l^t)$, $\Pr(x \leq U_l \leq y) = \sum_{z=x}^y \text{Bin}(z, p_l^t, N_l^t)$, $\Pr(\eta_l = x) = \text{Bin}(x, p_l^c, N_l^c)$, and $\Pr(x \leq \eta_l \leq y) = \sum_{z=x}^y \text{Bin}(z, p_l^c, N_l^c)$.

Proof. Proof See Appendix C.1. □

Using Lemma 2, these distributions are easy to enumerate and to construct a lookup table for. They are also clearly symmetrical and their form implies that $\Pr(U_l^- = a, U_l^+ = b, \eta_l^- = c, \eta_l^+ = d) = \Pr(U_l^- = a, U_l^+ = b) \Pr(\eta_l^- = c, \eta_l^+ = d)$. This fact is going to allow us to derive an expression for the distribution of (χ^+, χ^-) , given in the following theorem.

Theorem 3. (*Distribution of (χ^+, χ^-)*) For all $l = 1, \dots, L$, let $(N_l^t, N_l^c, p_l^t, p_l^c)$ be fixed and known, and let $M_l = \min(N_l^t, N_l^c)$, $M = \sum_{l=1}^L M_l$. Let data $\mathbb{D} = \{(U_l, V_l, \eta_l, \nu_l)\}_{l=1}^L$ be drawn according to Equations (52)-(55). Let χ^+ be the maximum of Formulation 2 on \mathbb{D} and let χ^- be the minimum of Formulation 2 also on \mathbb{D} . Let $\mathcal{X}_M := \left\{ \frac{b-c-1}{\sqrt{b+c+1}} : b, c \in \{0, \dots, M\} \right\}$. Additionally, let $\mathcal{A}(y), \mathcal{B}(y, s), \mathcal{C}(x), \mathcal{D}(x, r), \mathcal{H}(x, y, r, s)$ be defined as in Theorem 2. The pmf of (χ^+, χ^-) , for two values $s, r \in \mathcal{X}_M$ is given by:

$$\Pr(\chi^- = s, \chi^+ = r | X) = \sum_{x=-M}^M \sum_{y=-M}^M \sum_{(\mathbf{a}, \mathbf{b}, \mathbf{c}, \mathbf{d}) \in \mathcal{H}(x, y, r, z)} \prod_{l=1}^L \begin{cases} g_1(a_l, b_l, c_l, d_l) & \text{if } x < 1, y < 1 \\ g_2(a_l, b_l, c_l, d_l) & \text{if } x \geq 1, y < 1 \\ g_3(a_l, b_l, c_l, d_l) & \text{if } x \geq 1, y \geq 1 \\ 0 & \text{otherwise,} \end{cases} \quad (58)$$

where:

$$\begin{aligned}
g_1(a_l, b_l, c_l, d_l) = & \\
\mathbb{I}(|a_l| = b_l) \sum_{j=0}^{M_l} & \left[\Pr \left(U_l^- = a_l + j, U_l^+ = \frac{2M_l - d_l + c_l}{2} \right) \Pr \left(\eta_l^- = j, \eta_l^+ = \frac{2M_l - d_l - c_l}{2} \right) \right. \\
& \left. + \Pr \left(U_l^- = a_l + j, U_l^+ = \frac{d_l + c_l}{2} \right) \Pr \left(\eta_l^- = j, \eta_l^+ = \frac{d_l - c_l}{2} \right) \mathbb{I}(M_l \neq d_l) \right] \quad (59)
\end{aligned}$$

$$\begin{aligned}
g_2(a_l, b_l, c_l, d_l) = & \\
\mathbb{I}(|a_l| = b_l) \mathbb{I}(|c_l| = d_l) & \sum_{j=0}^{M_l} \sum_{k=0}^{M_l} \Pr(U_l^- = a_l + j, U_l^+ = c_l + k) \Pr(\eta_l^- = j, \eta_l^+ = k) \quad (60)
\end{aligned}$$

$$\begin{aligned}
g_3(a_l, b_l, c_l, d_l) = & \\
\mathbb{I}(|c_l| = d_l) \sum_{k=0}^{M_l} & \left[\Pr \left(U_l^- = \frac{2M_l - b_l + a_l}{2}, U_l^+ = c_l + k \right) \Pr \left(\eta_l^- = \frac{2M_l - b_l - a_l}{2}, \eta_l^+ = k \right) \right. \\
& \left. + \Pr \left(U_l^- = \frac{b_l + a_l}{2}, U_l^+ = c_l + k \right) \Pr \left(\eta_l^- = \frac{b_l - a_l}{2}, \eta_l^+ = k \right) \mathbb{I}(M_l \neq b_l) \right]. \quad (61)
\end{aligned}$$

The probabilities $\Pr(U_l^- = a, U_l^+ = b)$ and $\Pr(\eta_l^- = a, \eta_l^+ = b)$ are given in Lemma 2 and depend on $N_l^t, N_l^c, p_l^t, p_l^c$.

Proof. Proof See appendix C.2. □

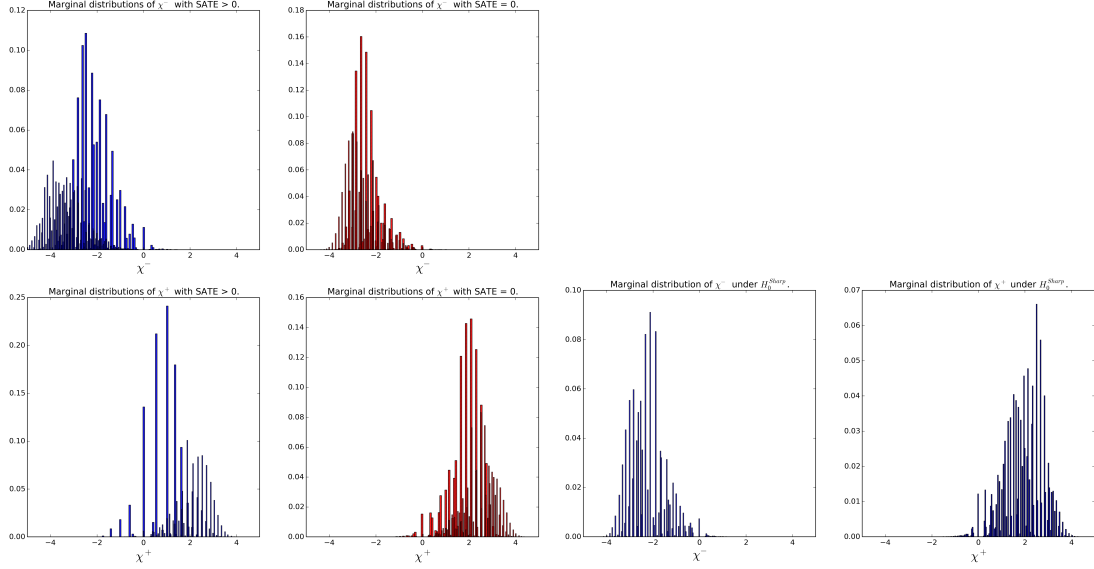
The PMF above can be computed in polynomial time for finite N with the same mDFT scheme introduced in Section 6.1.

Figure 1 shows marginal distributions of χ^+ and χ^- derived from the joint distributions in Theorems 3 and 2, respectively. We simulated datasets from the DGPs described in those section and estimated the distributions with the formulas in the theorem and the mDFT method described before. Panel (a) shows that there is a location and scale difference in the distribution of (χ^+, χ^-) when the null is true and when it isn't. This is additional evidence of our tests' capacity to detect full-sample treatment effects.

7 Simulations

In this section we present some simulated evidence of the performance of our robust tests. We offer results from comparing our methods to two different ways of discriminating among exactly equivalent matched subsets: by choosing one at random, or by choosing the ones that contain the largest values of the matched units. We show that our methods perform better than each of these heuristics.

Simulation 1 We present evidence of the performance of our test compared to three other methods of disambiguating between equivalent matched subsets: we start with N units divided into $N/9$



(a) General marginal distributions with random potential outcomes. The left column shows the distributions when a SATE is present in the whole sample, and the right column when the SATE is 0. (b) Null marginal distributions under \mathbb{H}_0^{sharp}

Figure 1: Marginal distributions of (χ^+, χ^-) on a simulated dataset with 150 units divided in 15 strata, each with more control than treated units.

strata. Within each stratum $l = 1, \dots, L$, data are generated as:

$$\begin{aligned}
 p_l^t &\sim \text{Beta}\left(5, \frac{1}{2}\right) \\
 p_l^c &\sim \text{Beta}\left(\frac{1}{2}, \frac{1}{2}\right) \\
 Y_i(1) &\sim \text{Bernoulli}(p_l^t) \quad \text{for all } i \in S_l \\
 Y_i(0) &\sim \text{Bernoulli}(p_l^c) \quad \text{for all } i \in S_l \\
 T_i &\sim \text{Bernoulli}(0.2) \\
 Y_i &= T_i Y_i(1) + (1 - T_i) Y_i(0) \quad \text{for all } i \in S_l.
 \end{aligned}$$

Note that the number of treated and control units in each stratum is random due to the treatment indicator, but in all strata there are many more control units than treated ones due to the relatively low probability of receiving the treatment. We match N_l^t units in each stratum and test \mathbb{H}_0^{SATT} on the matched units, against a two-sided alternative. We match all the units from the treatment group, and select units from the control group in three different ways: by choosing N_l^t control units with the largest or smallest observed outcome (respectively denoted by Largest first and Smallest first in Figure 2), and at random (denoted by Random order in Figure 2). Units from the treatment group are then randomly matched one by one with the chosen units from the control group. Largest first and Smallest first differ from matches produced with our methodology because they do not directly maximize or minimize McNemar's statistic, but only a related quantity, and furthermore consider only one extreme at once, instead of both, as is done by our methodology. McNemar's statistic is then computed on the matched pairs and a p-value is obtained in all cases with the

standard normal approximation common for McNemar’s statistic (see Tamhane and Dunlop 2000). For our robust test, we obtain p-values with the same approximation given by (5).

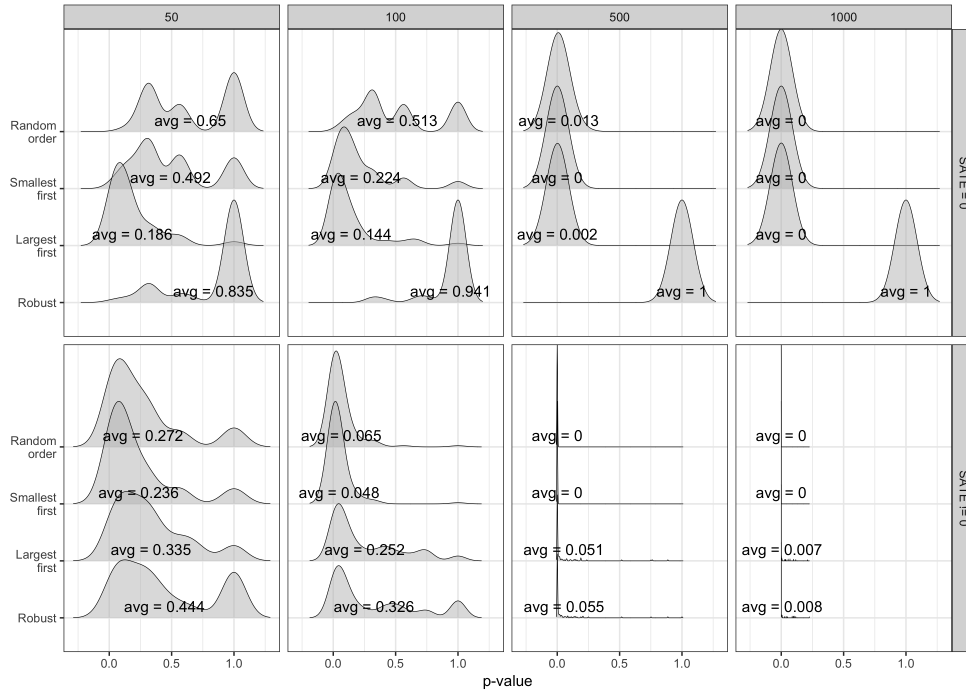


Figure 2: Results from Simulation 1. Densities of p-value for test statistic at each simulated dataset, for 100 simulations. The top panel is for simulations in which \mathbb{H}_0^{SATT} was true and the bottom panel for simulations in which \mathbb{H}_0^{SATT} was false. Each column denotes a different sample size for the simulations. Each cell has one density per matching and testing method.

Results for Simulation 1 are reported in Figure 2. We simulate 100 datasets from the DGP above with different sample sizes and with and without the presence of a significant SATT. The densities in the figure show a few clear patterns: first, the first row of the figure shows that when there is no SATT in the sample, conventional tests on the matched units tend to reject the null hypothesis with high probability as the sample size grows. This is clear evidence of the problem we wish to solve: even though the average treatment effect in the whole sample is 0, there are several smaller subsamples in which the SATT is nonzero; extending an effect estimated on one of these subsamples to the whole sample can be erroneous. Our robust tests are unaffected by this issue: even as the sample size grows, p-values are concentrated around 1, and, in fact, our tests become more accurate in this scenario as the sample size grows.

The second row of the figure displays results for simulations in which the SATT is actually nonzero. The pattern here is also clear: conventional tests tend to fail to reject the null at small sample sizes but reject the null with high probability when the sample size is large. This behavior is expected given the statistical properties of the tests we employ. Our robust tests display a similar behavior: they are slightly more conservative than the normal procedure when the sample size is small, but are capable of rejecting the null with high probability as the sample size grows larger. This is important evidence of the fact that our robust tests are not overly conservative, and are capable of rejecting \mathbb{H}_0^{SATT} when we have sufficient statistical power.

In the appendix, we report the results of Simulation 2, which was performed in a similar setting, but with imperfectly stratified data. Results in this scenario display largely the same patterns as

in the perfect matching scenario shown here.

Overall, the results of these simulations highlight the usefulness of our methodology: our robust tests are not overly conservative when \mathbb{H}_0^{SATT} is false, and they almost always fail to reject when \mathbb{H}_0^{SATT} is true, unlike other common matching and testing procedures. In the next section, we show the practical usefulness of our methods by applying them to existing datasets.

8 Case Studies

In this section we apply our proposed methods to two real world datasets. We show that our test statistics can produce robust results in both datasets, which suggests that our methods can have wide practical applicability. Some of our results show that null hypotheses can be rejected robustly, while in some other cases they show that there isn't enough evidence to reject the null hypothesis so once the additional uncertainty introduced in the testing procedure by choice of matching method is accounted for by our robust tests.

8.1 Case Study 1: The Effect of Smoking on Osteoporosis in Women

In this case study we used GLOW (*Global Longitudinal study of Osteoporosis in Women*) data used in the study of Hosmer et al. (2013). Each data point represents a patient and the outcome is whether or not the person developed a bone fracture. The treatment is smoking. We match on several pre-treatment covariates: age, weight, height, and BMI. As there are several more control than treated units, we test \mathbb{H}_0^{SATT} with the general formulation of McNemar's test introduced before.

Figure 3 shows results for testing \mathbb{H}_0^{SATT} with the general program in Formulation 1, without binning constraints. We include a non-binning constraint in the formulation, by requiring that matched units i, j respect $dist_{ij} \leq 0$, where $dist_{ij}$ is 0 if the sum of the differences of all the covariates is 6 or less and 1 otherwise. This figure lends evidence to the fact that \mathbb{H}_0^{SATT} can be rejected robustly when the matches made induce better balance in the data. We can conclude this because both min and max p-values are below 0.01 at each value of M , signifying that results would be statistically significant and positive with any matched subsample of good quality, potentially chosen arbitrarily by a matching algorithm and the set of hyperparameters used with it.

This case study shows the ability of our tests to detect effects when they are robust and present, even with a small number of observations.

8.2 Case Study 2: The Effect of Mist on Bike Sharing Usage

In our second case study, we used 2 years (2011-2012) of bike sharing data from the Capital Bike Sharing (CBS) system (see Fanaee-T and Gama 2014) from Washington DC comprised of 3,807,587 records over 731 days, from which we chose 247 treatment days and 463 control days according to the weather as follows: The control group consists of days with Weather 1: Clear, Few clouds, Partly cloudy, and Partly cloudy. The treatment group consists of days with Weather 2: Mist + Cloudy, Mist + Broken clouds, Mist + Few clouds, Mist. The covariates for matching are as follows: Season (Spring; Summer; Fall; Winter), Year (2011; 2012), Workday (No; Yes), Temperature (maximum 41 degree Celsius), Humidity (maximum 100 percent), Wind speed (maximum 67). The outcome is the total number of rental bikes. We computed distance between days as follows: $dist_{ij} = 1$ if covariates season, year and workday were the same, and the differences in temperature, humidity and wind speed are less or equal to 2, 6 and 6, respectively for treated unit i and control unit j ,

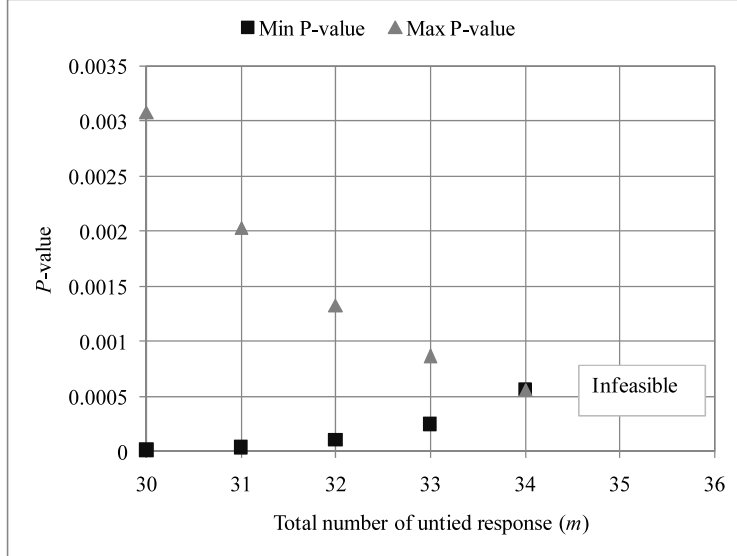


Figure 3: Variation of McNemar’s test optimum P-value for different m .

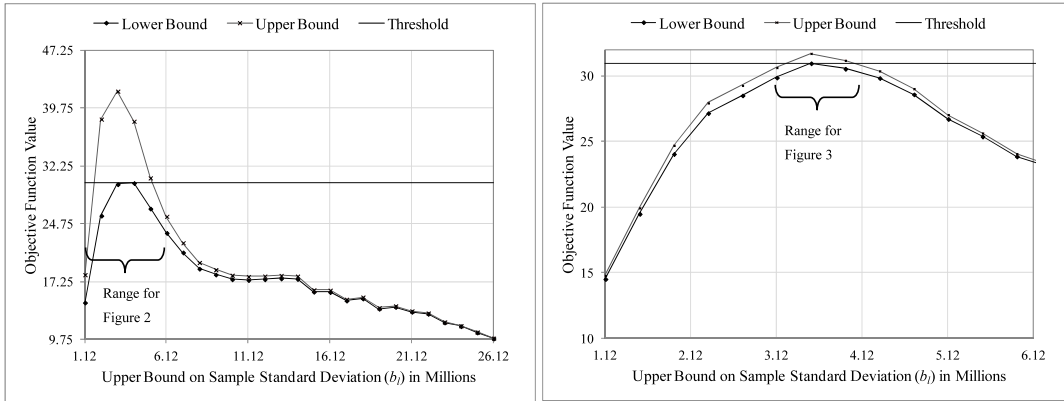
0 otherwise. Since the outcome variable is continuous, we focus on testing \mathbb{H}_0^{SATT} by producing ranges of p-values with the method introduced in Section 3.2.

Figures 4 and 5 show the upper and lower bounds for the maximum objective function value for different b_l with $n=30$ for the maximization problem in Figure 4 and minimization problem in Figure 5.¹ These figures illustrate the meshes at different scales within the algorithm. We computed p-values for Z^+ and Z^- under several counts of matched pairs: $M=30, 50, 70, 90, 110$. For $M = 30$ through $M = 90$, the p-value for Z^+ was 0 and the p-value for Z^- was 1, while both p-values become 1 when the number of matches is 110. This is shown in Figure 9 of the appendix. The problem becomes infeasible for a larger number of matches. This illustrates that there is a lot of uncertainty associated with the choice of experimenter – one experimenter choosing 90 matched pairs can find a p-value of ~ 0 and declare a statistically significant difference while another experimenter can find a p-value of ~ 1 and declare the opposite. In this case it is truly unclear whether or not mist has an effect on the total number of rental bikes.

9 Conclusion and Discussion

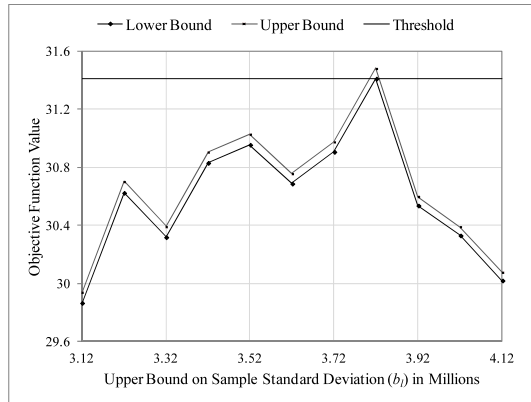
Believing hypothesis test results conducted from matched pairs studies on observational data can be dangerous. These studies typically ignore the uncertainty associated with the choice of matching method, and in particular, how the experimenter or an algorithm chooses the matched pairs. In one of our case studies, we showed that it is possible to construct matched pairs so that the treatment seems to be effective with high significance, and yet another set of matched pairs exists where the estimated treatment effect is completely insignificant. We want to know that for *any* reasonable choice of experimenter who chooses the assignments, the result of the test would be the same.

¹Optimization models for this case study have been implemented in AMPL (Fourer et al. 2002), and solved with the solver CPLEX (ILOG 2007). The bike sharing and GLOW datasets are publicly available for the purpose of reproducibility. The reported solution time with a X64-based PC with Intel(R) Core(TM) i7-4790 CPU running at 3.60 GHz with 16 GB memory and mip gap of 0.001 to solve a single instance is less than 1 second for all the tests.



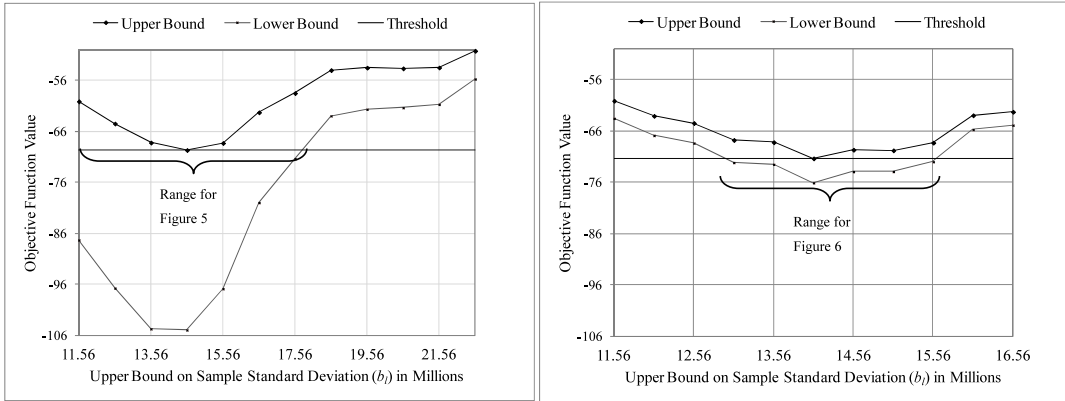
(a) Initial Mesh

(b) Refined Mesh



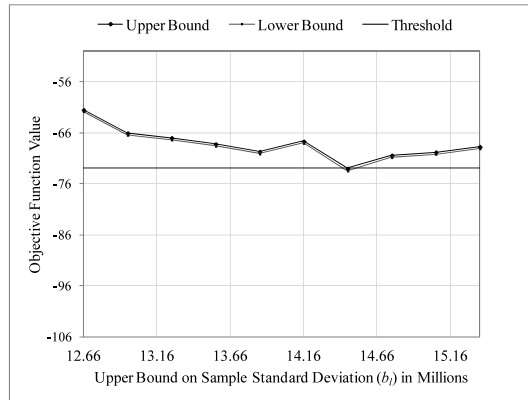
(c) Finest Mesh

Figure 4: Upper and lower bounds for maximum z-test objective function value over a range of b_l (Bike Sharing data, $N=30$), illustrating the optimum search range at various steps Algorithm 1. The final optimum is found in Panel 4c. The final value for the maximization problem is between 31.41 and 31.48.



(a) Initial Mesh

(b) Refined Mesh



(c) Finest Mesh

Figure 5: Upper and lower bounds for minimum z-test objective function value over a range of b_l (Bike Sharing data, $N=30$), illustrating the optimum search range at various steps Algorithm 7 (see appendix). The final optimum is found in Panel 4c. The final value for the maximization problem is between -73.01 and -73.47.

In this work we have addressed the issue above by introducing robust test statistics that consider extrema over all possible good matches. This is justified because p-values obtained for the extrema must, by definition, include p-values obtained under any other possible good match.

For binary and continuous data, we have provided general algorithms to compute maximal and minimal values of McNemar’s test and the Z-test respectively, under arbitrary match quality constraints, as well as theoretical guarantees of the global optimality of the solution produced by our algorithms. We have also provided theoretical analysis of our robust McNemar’s test under two different null hypotheses.

Our simulations and case studies highlight the practical utility of our algorithms, showing that they are capable to detect additional uncertainty introduced by the choice of matching method in experimental results. It is not hard to see why this uncertainty has to be taken into account when drawing scientific conclusions, and our proposed method represents a step in that direction.

Acknowledgements The authors express their gratitude to the Natural Sciences and Engineering Research Council of Canada (NSERC) for their financial support of this research.

References

- Alberto Abadie and Guido W Imbens. Bias-corrected matching estimators for average treatment effects. *Journal of Business & Economic Statistics*, 29(1):1–11, 2011.
- D.-S. Chen, R.G. Batson, and Y. Dang. *Applied Integer Programming: Modeling and Solution*. Wiley, 2011.
- M.E. Courtney and G.R. Cusick. Crime during the transition to adulthood: How youth fare as they leave out-of-home care in illinois, iowa, and wisconsin, 2002-2007. ICPSR27062-v1. Ann Arbor, MI: Inter-university Consortium for Political and Social Research, 2010.
- R.H. Dehejia and S. Wahba. Causal effects in nonexperimental studies: Reevaluating the evaluation of training programs. *Journal of the American Statistical Association*, 94(448):1053–1062, 1999.
- R.H. Dehejia and S. Wahba. Propensity score-matching methods for nonexperimental causal studies. *Review of Economics and Statistics*, 84(1):151–161, 2002.
- Alexis Diamond and Jasjeet S Sekhon. Genetic matching for estimating causal effects: A general multivariate matching method for achieving balance in observational studies. *Review of Economics and Statistics*, 95(3):932–945, 2013.
- Hadi Fanaee-T and Joao Gama. Event labeling combining ensemble detectors and background knowledge. *Progress in Artificial Intelligence*, 2(2-3):113–127, 2014. ISSN 2192-6352.
- R. Fourer, D.M. Gay, and B.W. Kernighan. *AMPL: A modeling language for mathematical programming*. Duxbury Press, Cole Publishing Co, 2002.
- Daniel E. Ho, Kosuke Imai, Gary King, and Elizabeth A. Stuart. Matching as nonparametric preprocessing for reducing model dependence in parametric causal inference. *Political Analysis*, 15(3 (Summer)): 199–236, 2007.
- Paul W. Holland. Statistics and causal inference. *Journal of the American Statistical Association*, 81(396): 945–960, 1986.
- D.W. Hosmer, S. Lemeshow, and R.X. Sturdivant. *Applied Logistic Regression: Third Edition*. John Wiley and Sons Inc, 2013.
- Stefano M Iacus, Gary King, and Giuseppe Porro. Multivariate matching methods that are monotonic imbalance bounding. *Journal of the American Statistical Association*, 106(493):345–361, 2011.
- Stefano M Iacus, Gary King, and Giuseppe Porro. Causal inference without balance checking: Coarsened exact matching. *Political analysis*, 20(1):1–24, 2012.
- ILOG. Cplex 11.0 user’s manual. ILOG, Inc, 2007.

- Kosuke Imai, Gary King, and Elizabeth A Stuart. Misunderstandings between experimentalists and observationalists about causal inference. *Journal of the royal statistical society: series A (statistics in society)*, 171(2):481–502, 2008.
- Guido W Imbens and Donald B Rubin. *Causal inference in statistics, social, and biomedical sciences*. Cambridge University Press, 2015.
- R. Lalonde. Evaluating the econometric evaluations of training programs. *American Economic Review*, 76(4):604–620, 1986.
- Stephen L. Morgan and Christopher Winship. *Counterfactuals and Causal Inference: Methods and Principles for Social Research*. Cambridge University Press, July 2007.
- Marco Morucci and Cynthia Rudin. Matching bounds: How choice of matching method affects treatment effect estimates and what to do about it. *Working Paper*, 2018.
- M. Noor-E-Alam, A. Mah, and J. Doucette. Integer linear programming models for grid-based light post location problem. *European Journal of Operational Research*, 222(1):17–30, 2012.
- Paul R. Rosenbaum. Optimal matching of an optimally chosen subset in observational studies. *Journal of Computational and Graphical Statistics*, 21:57–71, 2012.
- P.R. Rosenbaum. Optimal matching for observational studies. *Journal of the American Statistical Association*, 84:1024–1032, 1989.
- Donald B. Rubin. Estimating causal effects of treatments in randomized and nonrandomized studies. *Journal of Educational Psychology*, 5(66):688–701, 1974.
- A.C. Tamhane and D.D. Dunlop. *Statistics and Data Analysis*. Prentice Hall, New Jersey, 2000.
- W.L. Winston and M. Venkataramanan. *Introduction to Mathematical Programming, (4th ed.)*. Thomson (Chapter 9), 2003.
- L.A. Wolsey. *Integer Programming*. Wiley-Interscience, Series in Discrete Mathematics and Optimization, Toronto, 1998.
- J.R. Zubizarreta. Using mixed integer programming for matching in an observational study of kidney failure after surgery. *Journal of the American Statistical Association*, 107(500):1360–1371, 2012.
- J.R. Zubizarreta, D.S. Small, N.K. Goyal, S. Lorch, and P.R. Rosenbaum. Stronger instruments via integer programming in an observational study of late preterm birth outcomes. *Annals of Applied Statistics*, 7(1):25–50, 2013.
- J.R. Zubizarreta, R.D. Paredes, and P.R. Rosenbaum. Matching for balance, pairing for heterogeneity in an observational study of the effectiveness of for-profit and not-for-profit high schools in chile. *The Annals of Applied Statistics*, 8(1):204–231, 2014.

A Algorithms that maximize and minimize χ under Exclusively Binning Constraints

In the following sections, we offer exact formulas and computational algorithms for the distribution of the test statistic values obtained with the results in this section, and when matches are considered as part of the statistic.

If the constraints on $\mathcal{A}_{\text{good}}$ are exclusively binning, then χ can be optimized quickly and easily in both directions if the partition \mathcal{S} is constructed first. Before showing this, we introduce an IP formulation for McNemar’s test with exclusively binning constraints:

As a reminder, we are in the following situation: we have N^t treated units and N^c control units measured on P features, X that take value in a finite set, \mathcal{X} . All these units also have an outcome $Y \in \{0, 1\}$ and treatment $T \in \{0, 1\}$. Since the constraints on the optimization problem are exclusively binning, then based on the values of X we group the units into L strata such that each stratum S_1, \dots, S_L contains N_l^t and N_l^c units. In each stratum there will be U_l treated units with outcome $Y_i = 1$, η_l control units with outcome $Y_j = 1$, $V_l = N_l^t - U_l$ treatment units with outcome 0, and $\nu_l = N_l^c - \eta_l$ control units with outcome 1. We then would like to create pairs of units within each stratum, such that each pair contains exactly one treated unit ($T_i = 1$) and one control unit ($T_j = 0$). Once we have created the pairs we compute:

- A_l : the number of matched pairs in stratum l such that the treated unit has $Y = 1$ and the control unit has $Y = 0$. We refer to these pairs as A -pairs.
- B_l : the number of matched pairs in stratum l such that the treated unit has outcome 1 and the control unit 0. We refer to these pairs as B -pairs.
- C_l , the number of matched pairs in stratum l such that the treated unit has outcome 0 and the control unit 1. We refer to these pairs as C -pairs.
- D_l , the number of matched pairs in stratum l such that both the treated and control units have outcome 0, referred to as D -pairs.

The following tables summarize the data and the statistics we are interested in:

We then take the sums of B_l and C_l across all strata to obtain $B = \sum_{l=1}^L B_l$ and $C = \sum_{l=1}^L C_l$.

	Y				Y_c		
		1	0			1	0
T	1	U_l	V_l	Y_t	1	A_l	B_l
	0	η_l	ν_l		0	C_l	D_l

Finally, we use these two quantities to compute:

$$\chi = \frac{TE - 1}{\sqrt{SD + 1}} = \frac{B - C - 1}{\sqrt{B + C + 1}}.$$

We would like to make the matches within each stratum such that χ is either maximized or minimized, assuming that we must match as many units as possible. Throughout the rest of this document we use a $+$ superscript to denote values of A , B , C , D and χ output by maximizing χ and a $-$ superscript to denote the corresponding values obtained by minimizing it. We limit our analysis to the case in which the maximum number of feasible matches needs to be achieved, that

	Y				Y _c		
		1	0			1	0
T	1	U _l	V _l	Y _t	1	A _l	B _l
	0	η _l	ν _l		0	C _l	D _l

Figure 6: Summary of pair counts in stratum l .

is, exactly $M = \sum_{l=1}^L \min(N_l^t, N_l^c)$ must to be made:

Formulation 2: IP formulation for McNemar’s test with exclusively binning constraints

$$\text{Maximize/Minimize}_{\mathbf{a}} \quad \chi(\mathbf{a}) = \left[\frac{B(\mathbf{a}) - C(\mathbf{a}) - 1}{\sqrt{B(\mathbf{a}) + C(\mathbf{a}) + 1}} \right]$$

subject to:

$$\sum_{i=1}^{N^t} \sum_{j=1}^{N^c} a_{ij} y_i^t (1 - y_j^c) = B(\mathbf{a}) \quad (\text{Total number of first type of discordant pairs}) \quad (62)$$

$$\sum_{i=1}^{N^t} \sum_{j=1}^{N^c} a_{ij} y_j^c (1 - y_i^t) = C(\mathbf{a}) \quad (\text{Total number of second type of discordant pairs}) \quad (63)$$

$$\sum_{i=1}^{N^t} a_{ij} \leq 1 \quad \forall j \quad (\text{Match each control unit at most once}) \quad (64)$$

$$\sum_{j=1}^{N^c} a_{ij} \leq 1 \quad \forall i \quad (\text{Match each treatment unit at most once}) \quad (65)$$

$$\sum_{i \in S_l} \sum_{j \in S_l} a_{ij} = \min(N_l^t, N_l^c) \quad \forall l \quad (\text{Make as many matches as possible}) \quad (66)$$

$$a_{ij} \in \{0, 1\} \quad \forall i, j \quad (\text{Defines binary variable } a_{ij}) \quad (67)$$

$$(\text{Additional user-defined **exclusively binning** constraints.}) \quad (68)$$

Note that analysts can remove this part of the formulation and introduce a fixed number of matches as constraint in a way similar to Constraint (10) if desired.

This problem can be solved in linear time and without one of the canonical IP solution methods by using the fact that the strata defined by the exclusively binning constraints can each be optimized separately, once the direction of the resulting statistic is known. In stratum S_l there will be U_l treated units with outcome $Y_i = 1$, η_l control units with outcome $Y_j = 1$, $V_l = N_l^t - U_l$ treatment units with outcome 0, and $\nu_l = N_l^c - \eta_l$ control units with outcome 1. This is summarized in Figure 6. To ensure that as many units as possible are matched, within each stratum we make exactly $M_l = \min(N_l^t, N_l^c)$ matches. We would like to make the matches within each stratum such that χ is either maximized or minimized. Algorithm 2 maximizes χ , and an exactly symmetric algorithm for minimizing χ is given in Appendix A. As it is clear from their definitions, these algorithms do not require any of the conventional MIP solving techniques and as such are much faster: the running time of Algorithm 2 is clearly linear in N , the number of units. This constitutes a substantial speed up over solving the problem with a regular MIP solver. The following theorem states the correctness of the algorithm for solving Formulation 2:

Algorithm 2: Maximize χ with Exclusively Binning Constraints

Data: Positive integer vectors (U_1, \dots, U_L) , (V_1, \dots, V_L) , (η_1, \dots, η_L) , (ν_1, \dots, ν_L)

Result: Maximal χ statistic value over all possible matches in $\mathcal{A}_{\text{good}}$.

```
1 for  $l = 1, \dots, L$  do
2    $M_l = \min(N_l^t, N_l^c)$ 
3    $U_l^+ := U_l - \max(U_l - N_l^c, 0)$ 
4    $V_l^+ := M_l - U_l^+$ 
5    $\eta_l^+ := \max(\eta_l - \max(N_l^c - N_l^t, 0), 0)$ 
6    $\nu_l^+ := M_l - \eta_l^+$ 
7 end
8  $TE = \sum_{l=1}^L U_l^+ - \eta_l^+$ 
9 if  $TE \geq 0$  then
10  for  $l = 1, \dots, L$  do
11     $A_l^+ := \min(U_l^+, \eta_l^+)$ 
12     $D_l^+ := \min(\nu_l^+, V_l^+)$ 
13     $B_l^+ := \min(U_l^+ - A_l^+, \nu_l^+ - D_l^+)$ 
14     $C_l^+ := \min(\eta_l^+ - A_l^+, V_l^+ - D_l^+)$ 
15  end
16 end
17 else
18  for  $l = 1, \dots, L$  do
19     $B_l^+ := \min(U_l^+, \nu_l^+)$ 
20     $C_l^+ := \min(\eta_l^+, V_l^+)$ 
21     $A_l^+ := \min(U_l^+ - B_l^+, \eta_l^+ - C_l^+)$ 
22     $D_l^+ := \min(\nu_l^+ - B_l^+, V_l^+ - C_l^+)$ 
23  end
24 end
25 return  $\frac{\sum_{l=1}^L B_l^+ - C_l^+ - 1}{\sqrt{\sum_{l=1}^L B_l^+ + C_l^+ + 1}}$ 
```

Theorem 4. (Correctness of Algorithm 2) Algorithm 2 globally solves Formulation 2 for the Maximal value of χ .

Proof. Proof. See Appendix A. □

Algorithm 3: ComputeMaximizedSD

Data: Positive integers: U, V, η, ν

Result: Positive integers: A, B, C, D

- 1 Make $B := \min(U, \nu)$ B -pairs.
 - 2 Make $C := \min(\eta, V)$ C -pairs.
 - 3 Make $A := \min(U - B, \eta - C)$ A -pairs.
 - 4 Make $D := \min(\nu - B, V - C)$ D -pairs.
 - 5 Return A, B, C, D
-

Algorithm 4: ComputeMinimizedSD

Data: Positive integers: U, V, η, ν

Result: Positive integers: A, B, C, D

- 1 Make $A := \min(U, \eta)$ A -pairs.
 - 2 Make $D := \min(\nu, V)$ D -pairs.
 - 3 Make $B := \min(U - A, \nu - D)$ B -pairs.
 - 4 Make $C := \min(\eta - A, V - D)$ C -pairs.
 - 5 Return A, B, C, D .
-

Algorithm 5: Maximize χ with exclusively binning constraints.

Data: Positive integer vectors (U_1, \dots, U_L) , (V_1, \dots, V_L) , (η_1, \dots, η_L) , (ν_1, \dots, ν_L)

Result: Maximal χ statistic value

```

1 for  $l = 1, \dots, L$  do
2    $M_l := \min(N_l^t, N_l^c)$ 
3    $U_l^+ := U_l - \max(U_l - N_l^c, 0)$ 
4    $V_l^+ := M_l - U_l^+$ 
5    $\eta_l^+ := \max(\eta_l - \max(N_l^c - N_l^t, 0), 0)$ 
6    $\nu_l^+ := M_l - \eta_l^+$ 
7 end
8  $TE^+ = \sum_{l=1}^L U_l^+ - \eta_l^+$ 
9 if  $TE^+ \geq 1$  then
10  for  $l = 1, \dots, L$  do
11     $(A_l^+, B_l^+, C_l^+, D_l^+) := \text{ComputeMinimizedSD}(U_l^+, V_l^+, \eta_l^+, \nu_l^+)$ 
12  end
13 end
14 else
15  for  $l = 1, \dots, L$  do
16     $(A_l^+, B_l^+, C_l^+, D_l^+) := \text{ComputeMaximizedSD}(U_l^+, V_l^+, \eta_l^+, \nu_l^+)$ 
17  end
18 end
19 return  $\chi^+ = \frac{\sum_{l=1}^L B_l^+ - C_l^+ - 1}{\sqrt{\sum_{l=1}^L B_l^+ + C_l^+ + 1}}$ 

```

Algorithm 6: Minimize χ with exclusively binning constraints.

Data: Positive integer vectors (U_1, \dots, U_L) , (V_1, \dots, V_L) , (η_1, \dots, η_L) , (ν_1, \dots, ν_L)

Result: Maximal χ statistic value

```

1 for  $l = 1, \dots, L$  do
2    $M_l := \min(N_l^t, N_l^c)$ 
3    $U_l^- := \max(U_l - \max(N_l^t - N_l^c, 0), 0)$ 
4    $V_l^- := M_l - U_l^-$ 
5    $\eta_l^- := \eta_l - \max(\eta_l - N_l^t, 0)$ 
6    $\nu_l^- := M_l - V_l^-$ 
7 end
8  $TE^- = \sum_{l=1}^L U_l^- - \eta_l^-$ 
9 if  $TE^- \geq 1$  then
10  for  $l = 1, \dots, L$  do
11     $(A_l^-, B_l^-, C_l^-, D_l^-) := \text{ComputeMaximizedSD}(U_l^-, V_l^-, \eta_l^-, \nu_l^-)$ 
12  end
13 end
14 else
15  for  $l = 1, \dots, L$  do
16     $(A_l^-, B_l^-, C_l^-, D_l^-) := \text{ComputeMinimizedSD}(U_l^-, V_l^-, \eta_l^-, \nu_l^-)$ 
17  end
18 end
19 return  $\chi^- = \frac{\sum_{l=1}^L B_l^- - C_l^- - 1}{\sqrt{\sum_{l=1}^L B_l^- + C_l^- + 1}}$ 

```

A.1 Correctness of the Optimization Algorithms

What follows is a proof of the algorithms' correctness. The proof is structured into 4 different claims and a theorem equivalent to Theorem 4 following directly from these claims. Before introducing these claims it is useful to summarize the various ways in which units can be matched and unmatched to lead to different pair types: the cells in Table 3 show what pairs can be created by unmaking two other pairs and matching their units across. For example, if we unmake an A -pair and a D -pair, we are left with a treated and a control unit with $Y = 1$ and a treated and a control unit with $Y = 0$: if we match them across we obtain a B and a C -pair. In the rest of this document, we refer to this operation of unmaking two pairs and matching across their units as exchanging pair one with pair two. Note also that, if the number of treated units to be matched equals the

	A	B	C	D
A	A,A	A,B	A,C	B,C
B	A,B	B,B	A,D	B,D
C	A,C	A,D	C,C	C,D
D	B,C	B,D	C,D	D,D

Table 3: What pairs can be created by exchanging matches. Cells are the resulting pairs when a pair in the left margin is exchanged with a pair in the top row.

number of control units, and all units are matched in some way, the only way we can change those matches is by performing one or more of the operations detailed in the table. This is, of course,

only possible if the required pairs are present among the existing matches for example, we cannot unmake a A -pair if there are none made already. For claims 1-3, assume that any two units can be matched together. Since we don't explicitly consider the different strata in these claims, we omit the l subscript from the notation.

Claim 1. *Suppose we want to maximize χ subject to the constraint that we must make as many matches as possible, that is we must make $M = \min(N^t, N^c)$ matches, and suppose that $N^c > N^t$ so that $M = N^t$. Then it is always optimal to leave unmatched $\min(N^c - N^t, \eta)$ control units with outcome 1 and $\max(N^c - N^t - \eta, 0)$ control units with outcome 0. Suppose instead that $N^t \geq N^c$, then it is always optimal to leave unmatched $\min(N^t - N^c, V_l)$ treated units with outcome 0 and $\max(U_l - N_l^c, 0)$ treated units with outcome 1.*

Proof. Proof. We will show that, if $N^c > N^t$ and we must make N^t matches, then it is optimal to first leave unmatched as many control units with outcome 1 as possible, that is $\min(N^c - N^t, \eta)$, and, if after these units have been excluded, there still are more control than treated units, to leave unmatched the remaining control units with outcome 0. Suppose initially that $N^c = N^t + 1$, fix $\chi = \frac{B-C-1}{\sqrt{B+C}}$ and assume that there are exactly $N^t - 1$ already matched treatment units and at least two leftover control units. Since we must make exactly N^t matches we can only match the leftover treatment unit with one of the two controls.

Assume that the two control units are u_1 with outcome $Y_{u_1} = 1$ and u_0 with $Y_{u_0} = 0$. There are two possible scenarios: first, the currently unmatched treatment unit has outcome 1: if we match it with u_0 we get a B -pair with corresponding value of χ :

$$\chi_{u_0} = \frac{B - C}{\sqrt{B + C + 2}},$$

if we match the treatment unit with u_1 we get a A -pair, and:

$$\chi_{u_1} = \frac{B - C - 1}{\sqrt{B + C + 1}}.$$

With some algebra we can see that, $\chi_{u_0} \geq \chi_{u_1}$, which implies that we always gain more from matching a treated unit with outcome 1 to a control unit with outcome 0. In this case, leaving u_1 unmatched is the optimal choice.

Now suppose that the leftover treatment unit has outcome 0. Then, if we match it with u_0 we form a D -pair and get:

$$\chi_{u_0} = \frac{B - C - 1}{\sqrt{B + C + 1}},$$

no change from the initial χ . If we match this treatment unit with u_1 we have formed a C -pair instead get:

$$\chi_{u_1} = \frac{B - C - 2}{\sqrt{B + C + 2}},$$

again some algebra reveals that $\chi_{u_0} \geq \chi_{u_1}$: the value of χ is maximized by choosing to match the treatment unit with u_0 in this case as well. This shows that, when there is a choice of multiple control units to match with a treatment unit the control with outcome 1 should always be left out if we wish to maximize χ .

We now show that, if $N^t = N^c + 1$ then it is always optimal to leave unmatched a treated unit with outcome 0 instead of one with outcome 1 if χ is to be maximized. Let there be one unmatched control unit and two candidate treatment units for it to be matched with, u_1 such that $Y_{u_1}^t = 1$ and

u_0 such that $Y_{u_0} = 0$. Let the value of χ without those units be $\chi = \frac{B+C-1}{\sqrt{B+C+1}}$. If the unmatched control has outcome 1 and we match it to u_0 we end up with a C -pair and an updated value of χ equal to:

$$\chi_{u_0} = \frac{B - C - 2}{\sqrt{B + C + 2}}.$$

If we instead match the control unit with outcome 1 to u_0 we produce an A -pair, and the following value of χ :

$$\chi_{u_1} = \chi.$$

Then, with some algebra we can see that $\chi_{u_0} \leq \chi_{u_1}$, implying that, in order to maximize χ , the optimal strategy is to leave u_0 unmatched. If the control unit to be matched has outcome 0 and we match it with u_0 we get a D -pair and

$$\chi_{u_0} = \chi.$$

If we instead match the control unit with outcome 0 to u_1 we get a B -pair and:

$$\chi_{u_1} = \frac{B - C}{\sqrt{B + C + 2}}.$$

Again, with some algebra we see that $\chi_{u_1} \geq \chi_{u_0}$, implying that leaving u_0 unmatched is optimal in this case as well. This shows that leaving treated units with outcome 0 unmatched if $N^t = N^c + 1$ is the optimal strategy to maximize χ .

For the case in which $N^t = N^c + k$ we can proceed by induction on the number of matched control units: assume inductively that the optimal choice at $k - 1$ is to leave unmatched a treated unit with outcome 0. At match k we will have a value χ_k and one unmatched control unit and two candidate treatments. By the above, the value of χ_k that we would get by leaving the treated unit with outcome 0 unmatched is always larger than the one we would get by leaving the unit with outcome 1 unmatched. Because of this it is optimal to leave the treated unit with outcome 0 unmatched also for the k^{th} match. This proves that, regardless of the difference between the number of treated and control units, it is optimal to leave as many treated units with outcome 0 as possible unmatched. If $N^t \geq N^c$, the largest possible number of treated units with outcome 0 that can be left unmatched is clearly $\min(N^t - N^c, V)$, either we exhaust the difference between N^t and N^c by not matching treatment units with outcome 0, or we exhaust all V treated units with outcome 0 and still have leftover treated units that don't have a match in the control group. In this second case, we will have to make up this difference by leaving unmatched treated units with outcome 1 in excess: the precise amount of which is $N^t - N^c - V = N^t - N^c - N^t + U = U - N^c$. A symmetrical argument shows that, if $N^c = N^t + k$ it is always optimal to leave as many control units with outcome 1 as possible unmatched, before leaving units with outcome 0 unmatched, and that the largest possible amount of control units with outcome 1 that can be left unmatched in this case is $\min(N^c - N^t, \eta)$, and the amount of control units with outcome 0 is $N^c - N^t - \eta$, in case all η control units with outcome 1 are left unmatched without being able to exhaust the difference between unmatched units.

Finally, note that the proof for the case in which we wish to minimize χ is exactly symmetrical to this one. \square

Claim 2. *If $N^t = N^c = M$, and exactly M matches must be made, then $B^+ - C^+ = B^- - C^- = U - \eta$ independently of how units are matched.*

Proof. Proof. Let W be the matching in which all units are paired in a way such that $B = \min(U, \nu)$ and $C = \min(\eta, V)$. Since $M = U + V = \eta + \nu$, then $U \geq \nu \iff \eta \geq V$, so it must be that either: $B = U, C = \eta$ or $B = V, C = \nu$. By definition of V and ν we have that in both cases: $B - C = U - \eta$. Now we will prove that this equality must hold for any other match in which all units are matched. Let B be the number of B -pairs created with that matching and C the number of C -pairs. Consider any other match $W' \neq W$ also satisfying the fact that all M treatment and control units are matched and let B' and C' be the counts of B and C -pairs generated by W' . Since exactly the same number of units are matched in W and W' it must be that there exists some sequence of exchange operations that, if applied to W generates W' . We now proceed by induction on k , the number of operations applied to W to get to W' , starting with $k = 1$. Note first, by Table 3 that the only operations that can alter the number of B and C -pairs are: exchanging an A -pair with a D -pair, obtaining a B -pair and a C -pair, and exchanging a B -pair with a C -pair, obtaining an A -pair and a D -pair. In the first case, we unmake an A -pair and a D -pair in W and use those units to make a B and a C -pair in W' so the respective counts are now $B' = B + 1$ and $C' = C + 1$, which implies that $B' - C' = B - C$. In the other case we have $B' = B - 1$, $C' = C - 1$ and $B' - C' = B - C$. Finally, suppose inductively that $B^{(k)} - C^{(k)} = B - C$ after the k th exchange operation. Again, by Table 3 the only operations that can alter the counts of B and C are exactly the two discussed in the base case ; and by the same reasoning, we conclude that $B^{(k+1)} - C^{(k+1)} = B - C$. \square

Claim 3. *If $N^t = N^c = M$ and exactly M matches must be made, then algorithms 3 and 4 respectively make the matches that maximize and minimize $B + C$.*

Proof. Proof. Consider algorithm 4 first. We will only show the statement for this algorithm as the proof of the correctness of the other algorithm is exactly symmetrical to this. Let W^* be the match output by this algorithm and let A^*, B^*, C^*, D^* be the respective pair counts under W^* . By lines 1-4 of algorithm 4 we know that:

$$\begin{aligned} A^* &= \min(U, \eta) \\ D^* &= \min(V, \nu) \\ B^* &= \min(U - A^*, \nu - D^*) \\ C^* &= \min(\eta - A^*, V - D^*) \end{aligned}$$

By definition of U, V, η, ν, A^* and D^* are the largest possible number of A and D -pairs that can be made with the given units. It can be seen from the definitions above that one of C^* or B^* will always be 0: in case $A^* = U$ then $U - A^* = 0$ and $B^* = \min(U - A^*, \nu - D^*) = 0$. In case $A^* = \eta$ we have $\eta - A^* = 0$ and $C^* = \min(\eta - A^*, V - D^*) = 0$ by consequence. Since exactly M units must be matched, and $N^t = N^c = M$ by assumption, then the only operations allowed to change the matches from W^* are those in table 3, as there are no leftover units unmatched. Note that the only operation in the table that would allow for a decrease in B and C is exchanging B with C , but this operation can never be performed on W^* as either it contains no C -pairs or no B -pairs. Then it must be that B^* and C^* are the smallest number of B and C -pairs that can be made with the existing units and thus that they minimize $B + C$. \square

A.1.1 Proof of Theorem 4

Proof. Proof. Consider first the problem of maximizing χ . The observations are divided into l strata such that N_l^t treated units and N_l^c control units are in each stratum: we can only match

units that are in the same stratum. If we denote the count of B -pairs and C -pairs in stratum l with B_l and C_l then the objective function for the problem is

$$\chi = \frac{TE}{\sqrt{SD}} = \frac{\sum_{l=1}^L (B_l - C_l) - 1}{\sqrt{\sum_{l=1}^L B_l + C_l + 1}}.$$

As TE is a separable function of B_l and C_l , optimizing the former equals maximizing each of the latter individually, the same is true for SD . Note first, that, by the form of the objective function, we must make as many matches as possible. This number of matches is exactly $M = \sum_{i=1}^L M_l = \sum_{i=1}^L \min(N_l^t, N_l^c)$ because, by constraints (11) and (12), each treatment and control unit can only be matched once. By Constraint (66) we know that exactly $M_l = \min(N_l^t, N_l^c)$ matched pairs must be constructed in each stratum, therefore, units in excess of M_l must be discarded in each stratum. By Claim 1 if there are more control units to be matched than treated units in one stratum it is always optimal to leave unmatched the amounts of units described in Claim 1 in each stratum, independently of how matches are made in other strata by separability of TE . The algorithm does this explicitly when defining $U_l^+, V_l^+, \eta_l^+, \nu_l^+$ at lines 2-5. These are updated counts of units to be matched, such that, for all l , $U_l^+ + V_l^+ = \eta_l^+ + \nu_l^+ = M_l$ by definition of these quantities, therefore, the count of treated and control units to be matched is equal in all strata and equal to M_l . Note that definitions of the counts given in lines 2-5 of Algorithm 2 are precisely the initial number of each outcome-treatment pair minus the optimal amount of units to be left unmatched given in Claim 1. By Claim 2 we know that if the number of treated units to be matched is equal to the number of control units to be matched, as it is the case after line 5 of the algorithm, then $TE = \sum_{l=1}^L U_l^+ - \eta_l^+$ independently of how matches are made. Because of this, TE can be considered fixed at this point, and maximizing χ equates with maximizing SD if $TE < 0$ and minimizing it if $TE \geq 0$: this is checked explicitly by the algorithm at line 8. Lastly, if the algorithm calls *ComputeMinimizedSD* if $TE \geq 0$ and *ComputeMinimizedSD* if $TE < 0$: these two procedures are shown to correctly maximize and minimize $B_l + C_l$ in each stratum by Claim 3. Note that $SD = \sum_{l=1}^L B_l + C_l$ is also separable in the strata, and therefore it can be optimized globally by separately optimizing $B_l + C_l$ in each stratum. Since \sqrt{SD} is monotonic in $B_l + C_l$, we know that this quantity is also maximized or minimized in this way. This shows that Algorithm 5 globally maximizes χ over the set of allowed matches. Finally, note that constraints (8), and (9) are all not violated by definition of these quantities, and constraints (11) and (12) are not violated because no two units are matched more or than once. Finally, the additional exclusively binning constraints are obeyed by definition, as matches are made exclusively within each stratum. The proof of the correctness of Algorithm 6 is exactly symmetrical to this one: this symmetry is made apparent by the fact that running Algorithm 6 on the data is equivalent to flipping the treatment indicator and then running Algorithm 5 on the resulting data. \square

B Randomization Distribution of (χ^+, χ^-) Under Exclusively Binning Constraints

In this section we use the algorithm above to derive a randomization distribution for (χ^+, χ^-) under the null hypothesis of no treatment effect. This allows us to test \mathbb{H}_0^{sharp} under two types of uncertainty: in the data itself, and in the choices made by the analyst in a MaE model. As a reminder, under \mathbb{H}_0^{sharp} , potential outcomes are assumed to be fixed and invariant between treatment regimes. Under exclusively binning constraints, the units are divided into S_1, \dots, S_l strata, and matches are allowed only in the same stratum.

Given L different levels in which the covariates are grouped, and that there are N_l^t treatment units and N_l^c control units in each stratum l . From the two assumptions before it follows that the data are generated as follows:

$$\begin{aligned}
U_l | \mathbb{H}_0^{sharp} &\overset{iid}{\sim} \text{Bin}(e_l, N_l^1), \\
\eta_l &= N_l^1 - U_l, \\
V_l | \mathbb{H}_0^{sharp} &\overset{iid}{\sim} \text{Bin}(e_l, N_l^0), \\
\nu_l &= N_l^0 - V_l, \\
N_l^t &= U_l + V_l, \\
N_l^c &= \nu_l + \eta_l,
\end{aligned}$$

As stated in the paper, all these quantities have interpretations in our matching framework. Specifically, within one stratum, I.E., at one level of X , called x_l : U_l is the number of treated units with outcome 1, V_l is the number of units with $T = 1$ and $Y = 0$, η_l is the number of units with $T = 0$ and $Y = 1$ and ν_l is the number of units with $T = 0$ and $Y = 0$. The null hypothesis of no treatment effect is encoded in the fact that the distributions of U_l and η_l differ only in the number of trials and not in the probability of a success. Note now that these pair counts are random variables: the algorithms make pairs to purposefully obtain optimal values of χ , which in turn depends on the random data. Recall that B and represents the number of pairs such that the treated unit has outcome 1 and the control unit has outcome 0 and C the total number of pairs in which the control unit has outcome 1 and the treated unit 0.

Recall that the test statistic is defined as follows:

$$\chi^+ = \frac{TE^+ - 1}{\sqrt{SD^+ + 1}} = \frac{B^+ - C^+ - 1}{\sqrt{B^+ + C^+ + 1}}, \quad \chi^- = \frac{TE^- - 1}{\sqrt{SD^- + 1}} = \frac{B^- - C^- - 1}{\sqrt{B^- + C^- + 1}}, \quad (69)$$

where B^+ is the count of matched pairs produced by algorithm 5 such that the treated unit has outcome 1 and the control unit in the pair has outcome 0, C^+ is the count of pairs where the opposite is true, and B^- and C^- are the analogues produced by the minimization algorithm. For convenience, we also introduce "truncated" versions of the variables above, letting $G_l^- = \max(N_l^t - N_l^c, 0)$ and $G_l^+ = \max(N_l^c - N_l^t, 0)$:

$$\begin{aligned}
U_l^+ &= U_l - \max(U_l - N_l^c, 0) \\
V_l^+ &= M_l - U_l^+ \\
U_l^- &= \max(U_l - G_l^-, 0), 0 \\
V_l^- &= M_l - U_l^- \\
\eta_l^+ &= \max(\eta_l - G_l^+, 0) \\
\nu_l^+ &= M_l - \eta_l^+ \\
\eta_l^- &= \eta_l - \max(\eta_l - N_l^t, 0) \\
\nu_l^- &= M_l - \eta_l^-.
\end{aligned}$$

These definitions correspond to those introduced at lines 2-5 of Algorithms 5 and 6. Figure 7 summarizes the variables in our framework as well as how the maximization and minimization algorithms operate.

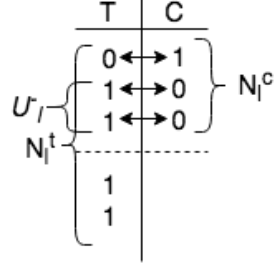
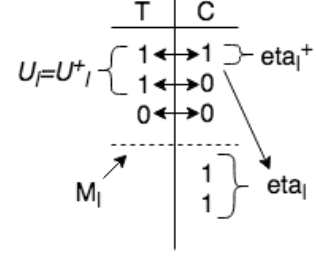
(a) χ Minimization.(b) χ Maximization.

Figure 7: Matching procedures within one stratum. Matches are made above the dotted line and represented by the double arrow. Units below the line are discarded.

B.1 Simplified Representations for McNemar's Statistic

The following statement gives us simplified forms for the values of TE and SD output by the maximization and minimization algorithms respectively, we state it as a claim as it requires a simple yet nontrivial proof:

Claim 4. Let TE^+ , SD^+ and TE^- and SD^- represent the values of the numerator and denominator of χ as defined in Eq (69), and output by algorithms 5 and 6 respectively. Let $M_l = \min(N_l^t, N_l^c)$ denote the number of matches that are made in each stratum. Then they can be written as follows:

$$TE^+ = \sum_{l=1}^L TE_l^+ = \sum_{l=1}^L U_l^+ - \eta_l^+ \quad (70)$$

$$TE^- = \sum_{l=1}^L TE_l^- = \sum_{l=1}^L U_l^- - \eta_l^- \quad (71)$$

$$SD^+ = \begin{cases} S^+ = \sum_{l=1}^L |U_l^+ - \eta_l^+| & \text{if } TE^+ \geq 1 \\ R^+ = \sum_{l=1}^L M_l - |U_l^+ + \eta_l^+ - M_l| & \text{if } TE^+ < 1 \end{cases} \quad (72)$$

$$SD^- = \begin{cases} S^- = \sum_{l=1}^L |U_l^- - \eta_l^-| & \text{if } TE^- < 1 \\ R^- = \sum_{l=1}^L M_l - |U_l^- + \eta_l^- - M_l| & \text{if } TE^- \geq 1 \end{cases}. \quad (73)$$

Proof. Proof. Note first that the definition of TE^+ and TE^- follows directly from lines 3-5 and 8 of Algorithms 5 and 6 respectively. As for the definition of SD we will prove only the claim for SD^+ as the proof for SD^- is exactly symmetrical. Proving the claim implies showing that, denoting with B^+ and C^+ the count of B and C pairs that maximize χ :

$$B^+ + C^+ = SD^+.$$

Now define:

$$SD_l^+ = \begin{cases} S_l^+ = |U_l^+ - \eta_l^+| & \text{If } TE^+ \geq 1 \\ R_l^+ = M_l - |U_l^+ + \eta_l^+ - M_l| & \text{If } TE^+ < 1 \end{cases}. \quad (74)$$

It is clear from this definition that $SD^+ = \sum_{l=1}^L SD_l^+$, and since SD_l^+ has the same definition in all strata, it suffices to prove that $B_l^+ + C_l^+$ can be written as in Eq. (74) for one stratum to prove the equality in Eq. (72). The rest of the proof is concerned with establishing this result.

Consider the computation for SD^+ occurring in Alg. 5: the algorithm checks explicitly if $TE \geq 1$ at line 8 and, if true it calls Alg. 4 on inputs $(U_l^+, V_l^+, \eta_l^+, \nu_l^+)$ to generate the matched pair counts $A_l^+, B_l^+, C_l^+, D_l^+$, if false it generates the same quantities by calling Alg. 3 on the same inputs.

Consider now the case in which $TE^+ \geq 1$, and Algorithm 4 is called with $(U_l^+, V_l^+, \eta_l^+, \nu_l^+)$ as inputs. We know that the algorithm returns the following counts for B and C pairs:

$$\begin{aligned} B_l^{(4)} &= \min(U_l^+ - A, V_l^+ - D) && \text{(By line 3 of Alg. 4)} \\ &= \min(U_l^+ - \min(U_l^+, \eta_l^+), \nu_l^+ - \min(\nu_l^+, V_l^+)), && \text{(By lines 1 and 2 of Alg. 4)} \end{aligned} \quad (75)$$

and:

$$\begin{aligned} C_l^{(4)} &= \min(\eta_l^+ - A, V_l^+ - D) && \text{(By line 4 of Alg. 4)} \\ &= \min(\eta_l^+ - \min(U_l^+, \eta_l^+), V_l^+ - \min(\nu_l^+, V_l^+)). && \text{(By lines 1 and 2 of Alg. 4)} \end{aligned} \quad (76)$$

Case 1: $U_l^+ \geq \eta_l^+$.

Note first that, in this case:

$$U_l^+ \geq \eta_l^+ \quad (77)$$

$$\implies M_l - \eta_l^+ \geq M_l - U_l^+ \quad \text{(Add } M_l \text{ to both sides)} \quad (78)$$

$$\implies \nu_l^+ \geq V_l^+. \quad \text{(By definition of } \nu_l^+, V_l^+) \quad (79)$$

Because of this we can see that:

$$\begin{aligned} &B_l^{(4)} + C_l^{(4)} \\ &= \min(U_l^+ - \min(U_l^+, \eta_l^+), \nu_l^+ - \min(\nu_l^+, V_l^+)) \\ &+ \min(\eta_l^+ - \min(U_l^+, \eta_l^+), V_l^+ - \min(\nu_l^+, V_l^+)) \quad \text{(By (75) and (76))} \\ &= \min(U_l^+ - \eta_l^+, \nu_l^+ - V_l^+) + \min(\eta_l^+ - \eta_l^+, V_l^+ - V_l^+) \quad \text{(By assumption of this case and result in (79))} \\ &= \min(U_l^+ - \eta_l^+, M_l - U_l^+ - (M_l - \eta_l^+)) \quad \text{(By definition of } V_l^+ \text{ and } \nu_l^+) \\ &= U_l^+ - \eta_l^+ \\ &= |U_l^+ - \eta_l^+| \quad \text{(By assumption of this case)} \\ &= S_l^+. \quad \text{(Definition of } S_l^+) \end{aligned}$$

Case 2: $U_l^+ < \eta_l^+$.

Note that in this case Eq. (79), implies that: $\nu_l^+ < V_l^+$. Because of this we have:

$$\begin{aligned} &B_l^{(4)} + C_l^{(4)} \\ &= \min(U_l^+ - \min(U_l^+, \eta_l^+), \nu_l^+ - \min(\nu_l^+, V_l^+)) \\ &+ \min(\eta_l^+ - \min(U_l^+, \eta_l^+), V_l^+ - \min(\nu_l^+, V_l^+)) \quad \text{(By (75) and (76))} \\ &= \min(U_l^+ - U_l^+, \nu_l^+ - \nu_l^+) + \min(\eta_l^+ - U_l^+, V_l^+ - \nu_l^+) \quad \text{(By assumption of this case and result in (79))} \\ &= \min(\eta_l^+ - U_l^+, M_l - U_l^+ - (M_l - \eta_l^+)) \quad \text{(By definition of } V_l^+ \text{ and } \nu_l^+) \\ &= \eta_l^+ - U_l^+ \\ &= |U_l^+ - \eta_l^+| \quad \text{(By assumption of this case)} \\ &= S_l^+. \quad \text{(Definition of } S_l^+) \end{aligned}$$

This shows $SD_l^+ = S_l^+$ in the case in which $TE \geq 1$, the first of Eq. (72).

The proof is similar for the case in which $TE < 1$. Now we must show that, in this case $SD_l^+ = R^+$. In this case Algorithm 3 is called with $U_l^+, V_l^+, \eta_l^+, \nu_l^+$ as inputs at line 16 of Algorithm 5. On those inputs, Algorithm 3 will return the following counts of B and C pairs:

$$B_l^{(3)} = \min(U_l^+, \nu_l^+) \quad (\text{By line 1 of Alg. 3}) \quad (80)$$

and:

$$C_l^{(3)} = \min(\eta_l^+, V_l^+). \quad (\text{By line 1 of Alg. 3}) \quad (81)$$

We proceed as before with two separate cases. **Case 1:** $U_l^+ \geq \nu_l^+$.

First note that:

$$\begin{aligned} \nu_l^+ &= M_l - \eta_l^+ && (\text{By definition of } \nu_l^+) \\ &\leq U_l^+ && (\text{By assumption of this case}) \\ \implies \eta_l^+ &\geq M_l - U_l^+ \\ \implies \eta_l^+ &\geq V_l^+. && (\text{By definition of } V_l^+) \end{aligned} \quad (82)$$

Second, the assumption of this case also implies:

$$\begin{aligned} \nu_l^+ &= M_l - \eta_l^+ && (\text{By definition of } \nu_l^+) \\ &\leq U_l^+ && (\text{By assumption of this case}) \\ \implies U_l^+ + \eta_l^+ &\geq M_l \\ \implies U_l^+ + \eta_l^+ - M_l &\geq 0 \\ \implies U_l^+ + \eta_l^+ - M_l &= |U_l^+ + \eta_l^+ - M_l|. && (\text{Def. of absolute value}) \end{aligned} \quad (83)$$

Putting these results together we obtain:

$$\begin{aligned} B_l^{(3)} + C_l^{(3)} &= \min(U_l^+, \nu_l^+) + \min(\eta_l^+, V_l^+) && (\text{By (80) and (81)}) && (84) \\ &= \nu_l^+ + V_l^+ && (\text{By assumption of this case and (82)}) && (85) \\ &= M_l - U_l^+ + M_l - \eta_l^+ && (\text{By definition of } V_l^+ \text{ and } \nu_l^+) && (86) \\ &= M_l - (U_l^+ + \eta_l^+ - M_l) && && (87) \\ &= M_l - |U_l^+ + \eta_l^+ - M_l| && (\text{By (83)}) && (88) \\ &= R_l^+. && (\text{Definition of } R_l^+) && (89) \end{aligned}$$

Case 2: $U_l^+ < \nu_l^+$.

This assumption of this case together with (82) implies $\eta_l^+ < V_l^+$. Note also that:

$$\begin{aligned} \nu_l^+ &= M_l - \eta_l^+ && (\text{By definition of } \nu_l^+) \\ &> U_l^+ && (\text{By assumption of this case}) \\ \implies U_l^+ + \eta_l^+ - M_l &< 0 \\ \implies M_l - U_l^+ - \eta_l^+ &> 0 \\ \implies M_l - U_l^+ - \eta_l^+ &= |M_l - U_l^+ - \eta_l^+|. && (\text{Def. of absolute value}) \end{aligned} \quad (90)$$

With the two results above we obtain:

$$B_l^{(3)} + C_l^{(3)} = \min(U_l^+, \nu_l^+) + \min(\eta_l^+, V_l^+) \quad (\text{By (80) and (81)}) \quad (91)$$

$$= U_l^+ + \eta_l^+ \quad (\text{By assumption of this case and (82)}) \quad (92)$$

$$= M_l - M_l + U_l^+ + \eta_l^+ \quad (\text{Add and subtract } M_l) \quad (93)$$

$$= M_l - (M_l - U_l^+ - \eta_l^+) \quad (94)$$

$$= M_l - |M_l - U_l^+ - \eta_l^+| \quad (\text{By (90)}) \quad (95)$$

$$= M_l - |U_l^+ + \eta_l^+ - M_l| \quad (\text{By def. of absolute value}) \quad (96)$$

$$= R_l^+. \quad (\text{Definition of } R_l^+) \quad (97)$$

This proves that $SD_l^+ = R_l^+$ in the case in which $TE^+ < 1$, the second case in Equation (72). \square

B.2 Proof of Lemma 1

Proof. Proof Throughout the proof we maintain Assumption 3 and all of the probability statements to follow are conditional on it holding. The proof is simple and follows by inspecting the definitions of the truncated variables. Note first that the form for $\Pr(U_l^+ = a, U_l^- = b, \eta_l^+ = c, \eta_l^- = d, M_l = m | \mathbb{H}_0^{sharp})$ given in Eq. (38) follows from the law of total probability, independence of U_l and V_l and conditional independence of $U_l^+, V_l^+, \eta_l^+, \eta_l^-, M_l$ given U_l and V_l . It remains to show that the forms for the indicator functions in Equations (39)–(43) are those in the theorem. This can be done by inspecting the definitions of the truncated variables and by expanding them out into conditions on U_l and V_l . In what follows we refer to the following definitions of the quantities employed, listed here with reference to where they are introduced in the paper:

$$U_l \sim \text{Bin}(N_l^1, e_l) \quad (\text{Given in Eq. (27)})$$

$$\eta_l = N_l^1 - U_l \quad (\text{Given in Eq. (28)})$$

$$V_l \sim \text{Bin}(N_l^0, e_l) \quad (\text{Given in Eq. (29)})$$

$$\nu_l = N_l^0 - V_l \quad (\text{Given in Eq. (30)})$$

$$N_l^t = U_l + V_l \quad (\text{Given in Eq. (31)})$$

$$N_l^c = \eta_l + \nu_l \quad (\text{Given in Eq. (32)})$$

$$U_l^+ = U_l - \max(U_l - N_l^c, 0) \quad (\text{Given in Eq. (34)})$$

$$U_l^- = \max(U_l - G_l^-, 0), 0 \quad (\text{Given in Eq. (35)})$$

$$\eta_l^+ = \max(\eta_l - G_l^+, 0) \quad (\text{Given in Eq. (36)})$$

$$\eta_l^- = \eta_l - \max(\eta_l - N_l^t, 0) \quad (\text{Given in Eq. (37)})$$

$$M_l = \min(N_l^t, N_l^c)$$

$$G_l^+ = \max(N_l^c - N_l^t, 0)$$

$$G_l^- = \max(N_l^t - N_l^c, 0).$$

We now derive conditions on U_l and V_l that lead to the realization of the event $U_l^+ = a$, we do so by expanding the definition of U_l^+ and considering all the cases it entails separately. Starting with the definition of U_l^+ we have:

$$\begin{aligned} U_l^+ &= U_l - \max(U_l - N_l^c, 0) && (\text{By definition of } U_l) \\ &= U_l - \max(U_l - \eta_l - \nu_l, 0) && (\text{By definition of } N_l^c) \\ &= U_l - \max(U_l - N_l^1 + U_l - N_l^0 + V_l, 0) && (\text{By definition of } \eta_l, \nu_l) \\ &= U_l - \max(2U_l + V_l - N_l, 0). && (\text{Because } N_l^1 + N_l^0 = N_l) \end{aligned} \quad (98)$$

There are now two cases for the event $U_l^+ = a$, depending on how the max function in the definition of U_l^+ is resolved:

Case 1:

$$\max(2U_l + V_l - N_l, 0) = 2U_l + V_l - N_l \quad (99)$$

Because of this our event of interest can be written as:

$$\begin{aligned} a &= U_l^+ = U_l - 2U_l - V_l + N_l && \text{(By (98))} \\ \implies U_l &= N_l - V_l - a, && (100) \end{aligned}$$

which is the first condition in the first case of Equation (39). Note that the condition of this case given in Eq. (99) implies that $2U_l + V_l - N_l \geq 0$, and we can use the result in (100) to expand this condition as follows:

$$\begin{aligned} 0 &\leq 2U_l + V_l - N_l && \text{(By (99))} \\ &= 2(N_l - V_l - a) + V_l - N_l && \text{(By (100))} \\ &= N_l - V_l - 2a \\ \implies V_l &\leq N_l - 2a, \end{aligned}$$

which is the second condition in the first case of Equation (39).

Case 2:

$$\max(2U_l + V_l - N_l, 0) = 0. \quad (101)$$

Using this case and the result in (98), we can write the event of interest as

$$a = U_l^+ = U_l, \quad (102)$$

the first condition in the second case of Equation (39). Second, the fact that the max function equals 0 in Case 2, implies that $2U_l + V_l - N_l \leq 0$ is another condition for this case. Using the result in (102) this can be simplified as:

$$\begin{aligned} 0 &\geq 2U_l + V_l - N_l && \text{(By (101))} \\ &= 2a + V_l - N_l && \text{(By (102))} \\ \implies V_l &\leq N_l - 2a, \end{aligned}$$

which is the second condition in the second case of Equation (39).

We proceed in the same manner for the event $U_l^- = b$, in Equation (40) we start by expanding the definition of U_l^-

$$\begin{aligned} U_l^- &= \max(U_l - \max(N_l^t - N_l^c, 0), 0) && \text{(By definition of } U_l^-) \\ &= \max(U_l - \max(U_l + V_l - \eta_l - \nu_l, 0), 0) && \text{(By definition of } N_l^t, N_l^c) \\ &= \max(U_l - \max(U_l + V_l - N_l^1 + U_l - N_l^0 + V_l, 0), 0) && \text{(By definition of } \eta_l, \nu_l) \\ &= \max(U_l - \max(2(U_l + V_l) - N_l, 0), 0). && \text{(Because } N_l = N_l^1 + N_l^0) \end{aligned} \quad (103)$$

Because of the two max functions we have four different possibilities for the value of U_l^- , all dependent on how the max functions resolve. As we did before, we can derive conditions on U_l and V_l by studying these four cases separately. We start each of the four cases by listing the ways the inner max and the outer max resolve.

Case 1:

$$\max(2(U_l + V_l) - N_l, 0) = 2(U_l + V_l) - N_l \quad (104)$$

$$\max(U_l - \max(2(U_l + V_l) - N_l, 0), 0) = U_l - \max(2(U_l + V_l) - N_l, 0). \quad (105)$$

First, we can use both conditions to simplify the event $U_l^- = b$ as follows:

$$b = U_l^- = U_l - 2(U_l + V_l) + N_l \quad (\text{By (103), (104), (105)}) \quad (106)$$

$$\implies U_l = N_l - 2V_l - b, \quad (107)$$

which is the first condition in the first case of Equation (40). Note now that the condition in (105) implies that $U_l - \max(2(U_l + V_l) - N_l, 0) \geq 0$, combining this with the above we obtain:

$$\begin{aligned} 0 &\leq U_l - \max(2(U_l + V_l) - N_l, 0) \\ &= b \quad (\text{By (106)}) \\ &\geq 0, \quad (\text{By definition}) \end{aligned}$$

so this condition is always satisfied because of how we restrict the domain of b . The condition in (104) implies that $2(U_l + V_l) - N_l \geq 0$, again we use the result in (107) to expand this as follows:

$$\begin{aligned} 0 &\leq 2(U_l + V_l) - N_l \\ &= 2(N_l - 2V_l - b + V_l) - N_l \quad (\text{By (107)}) \\ &= N_l - V_l - 2b \\ \implies V_l &< N_l - 2b, \end{aligned}$$

the second condition in the first case of Eq. (40).

Case 2:

$$\max(2(U_l + V_l) - N_l, 0) = 0 \quad (108)$$

$$\max(U_l - \max(2(U_l + V_l) - N_l, 0), 0) = U_l - \max(2(U_l + V_l) - N_l, 0). \quad (109)$$

The first condition in the second case of Eq. (40) follows from using these conditions with the event $U_l^- = b$:

$$\begin{aligned} b &= U_l^- = \max(U_l - \max(2(U_l + V_l) - N_l, 0), 0) \quad (\text{By (103)}) \\ &= U_l - \max(2(U_l + V_l) - N_l, 0) \quad (\text{By (109)}) \\ &= U_l. \quad (\text{By (108)}) \end{aligned} \quad (110)$$

The condition in (109) implies that $U_l - \max(2(U_l + V_l) - N_l) \geq 0$, using the above we see that this condition is always satisfied in this case:

$$\begin{aligned} 0 &\leq U_l - \max(2(U_l + V_l) - N_l, 0) \\ &= U_l \quad (\text{By (108)}) \\ &= b \quad (\text{By (110)}) \\ &\geq 0. \quad (\text{By definition}) \end{aligned}$$

Because of this, this condition is omitted from the formulation in Eq. (40). Finally, condition (108) implies:

$$\begin{aligned} 0 &\geq 2(U_l + V_l) - N_l \\ &= 2(b + V_l) - N_l \quad (\text{By (110)}) \\ \implies V_l &\leq \frac{N_l - 2b}{2}, \end{aligned}$$

the second condition of the case.

Case 3:

$$\max(2(U_l + V_l) - N_l, 0) = 2(U_l + V_l) - N_l \quad (111)$$

$$\max(U_l - \max(2(U_l + V_l) - N_l, 0), 0) = 0. \quad (112)$$

First, we have the event $U_l^- = b$ taking form:

$$b = U_l^- = \max(U_l - \max(2(U_l + V_l) - N_l, 0), 0) \quad (\text{By (103)})$$

$$= 0, \quad (\text{By (112)})$$

which leads us to the first condition in case 3 of Equation (40). For the second condition, start with (111), then we have:

$$2(U_l + V_l) - N_l \geq 0 \quad (\text{By (111)})$$

$$\implies U_l \geq \frac{N_l}{2} - V_l, \quad (113)$$

which is the form of the second condition of Case 4 in (40). Finally, from Condition (112) we have:

$$0 \geq U_l - \max(2(U_l + V_l) - N_l, 0) \quad (\text{By (112)})$$

$$= U_l - 2(U_l + V_l) + N_l \quad (\text{By (111)})$$

$$\implies V_l \geq \frac{N_l - U_l}{2}. \quad (114)$$

Clearly, (114) is the last condition in the fourth case of equation (40).

Case 4:

$$\max(2(U_l + V_l) - N_l, 0) = 0 \quad (115)$$

$$\max(U_l - \max(2(U_l + V_l) - N_l, 0), 0) = 0. \quad (116)$$

First, the event $U_l^- = b$ takes the following form in this case:

$$b = U_l^- = \max(U_l - \max(2(U_l + V_l) - N_l, 0), 0) \quad (\text{By definition of } U_l^-)$$

$$= 0, \quad (\text{By (116)})$$

which is the first condition in the fourth case of Eq. (40). Second, we have:

$$0 \geq U_l - \max(2(U_l + V_l) - N_l, 0) \quad (\text{By (116)})$$

$$= U_l \quad (\text{By (115)})$$

$$\implies U_l \leq 0, \quad (117)$$

but since U_l is a binomial random variable its value can never be less than 0. Because of this the second condition in the case becomes:

$$U_l = 0. \quad (118)$$

Finally we have:

$$\begin{aligned} 0 &\geq 2(U_l + V_l) - N_l && \text{(By (115))} \\ &= 2V_l - N_l && \text{(By (118))} \\ \implies V_l &\leq \frac{N_l}{2}, \end{aligned} \quad (119)$$

the third condition in the fourth case of (40).

As we did before we can now expand the definition of η_l^+ to derive conditions on U_l and V_l that lead to the realization of the event $\eta_l^+ = c$. Starting with the definition of η_l^+ we have:

$$\begin{aligned} \eta_l^+ &= \max(\eta_l - G_l^+, 0) && \text{(By definition of } \eta_l^+) \\ &= \max(\eta_l - \max(N_l^c - N_l^t, 0), 0) && \text{(By definition of } G_l^+) \quad (120) \\ &= \max(\eta_l - \max(\eta_l + \nu_l - U_l - V_l, 0), 0) && \text{(By definition of } N_l^t, N_l^c) \\ &= \max(N_l^1 - U_l - \max(N_l^1 - U_l + N_l^0 - V_l - U_l - V_l, 0), 0) && \text{(By definition of } \eta_l, \nu_l) \\ &= \max(N_l^1 - U_l - \max(N_l - 2(U_l + V_l), 0), 0). \end{aligned} \quad (121)$$

Since there are two nested max functions in the definition of η_l^+ , there will be 4 cases that correspond to how the max functions are resolved; each one of this cases is going to represent a different value of η_l^+ . Below we study each case separately and show that they lead to the four cases in the indicator function of Eq. (41).

Case 1:

$$\max(N_l^1 - U_l - \max(N_l - 2(U_l + V_l), 0), 0) = N_l^1 - U_l - \max(N_l - 2(U_l + V_l), 0) \quad (122)$$

$$\max(N_l - 2(U_l + V_l), 0) = N_l - 2(U_l + V_l). \quad (123)$$

First, use both condition to derive a form for the event $\eta_l^+ = c$:

$$\begin{aligned} c &= \eta_l^+ = \max(N_l^1 - U_l - \max(N_l - 2(U_l + V_l), 0), 0) && \text{(By (121))} \\ &= N_l^1 - U_l - N_l + 2(U_l + V_l) && \text{(By (122) and (123))} \\ &= U_l + 2V_l - N_l^0 \\ \implies U_l &= c + N_l^0 - 2V_l, \end{aligned} \quad (124)$$

which is the first condition in the first case of Equation (41). Second, we use the result above to rewrite the first condition:

$$\begin{aligned} 0 &\leq N_l - 2(U_l + V_l) && \text{(By (123))} \\ &= N_l - 2(c + N_l^0 - 2V_l + V_l) && \text{(By (124))} \\ &= N_l^1 - N_l^0 - 2c + 2V_l \\ \implies V_l &\geq \frac{N_l^0 - N_l^1 + 2c}{2}, \end{aligned}$$

which is the second condition in the first case in Equation (41).

Case 2:

$$\max(N_l^1 - U_l - \max(N_l - 2(U_l + V_l), 0), 0) = N_l^1 - U_l - \max(N_l - 2(U_l + V_l), 0) \quad (125)$$

$$\max(N_l - 2(U_l + V_l), 0) = 0 \quad (126)$$

First, use the second condition to find a form for the event $\eta_l^+ = c$

$$c = \eta_l^+ = \max(N_l^1 - U_l - \max(N_l - 2(U_l + V_l), 0), 0) \quad (\text{By (121)})$$

$$= N_l^1 - U_l \quad (\text{By (125) and (126)})$$

$$\implies U_l = N_l^1 - c \quad (127)$$

Now use the second condition together with the above to derive:

$$0 \geq N_l - 2(U_l + V_l) \quad (\text{By (126)})$$

$$= N_l - 2(N_l^1 - c + V_l) \quad (\text{By (127)})$$

$$= N_l^0 - N_l^1 + 2c - 2V_l$$

$$\implies V_l \geq \frac{N_l^0 - N_l^1 + 2c}{2}.$$

This, and Equation (127) are the conditions in the second case of Equation (41).

Case 3:

$$\max(N_l^1 - U_l - \max(N_l - 2(U_l + V_l), 0), 0) = 0 \quad (128)$$

$$\max(N_l - 2(U_l + V_l), 0) = N_l - 2(U_l + V_l). \quad (129)$$

The first condition of Case 3 in Eq. (41) is given by:

$$c = \eta_l^+ = \max(N_l^1 - U_l - \max(N_l - 2(U_l + V_l), 0), 0) \quad (\text{By (121)})$$

$$= 0. \quad (\text{By (128)})$$

Now use (129) to rewrite the (128):

$$0 \geq N_l^1 - U_l - \max(N_l - 2(U_l + V_l), 0) \quad (\text{By (128)})$$

$$= N_l^1 - U_l - N_l + 2(U_l + V_l) \quad (\text{By (129)})$$

$$= U_l - N_l^0 + 2V_l$$

$$\implies U_l \leq N_l^0 - 2V_l, \quad (130)$$

this is the second condition of the third case in Eq. (41). The final condition in the case is given by:

$$0 \leq N_l - 2(U_l + V_l) \quad (\text{By (129)})$$

$$\implies V_l \geq \frac{N_l - 2U_l}{2}.$$

Case 4:

$$\max(N_l^1 - U_l - \max(N_l - 2(U_l + V_l), 0), 0) = 0 \quad (131)$$

$$\max(N_l - 2(U_l + V_l), 0) = 0. \quad (132)$$

The first condition in the fourth case of Eq. (41) is obtained as follows:

$$c = \eta_l^+ = \max(N_l^1 - U_l - \max(N_l - 2(U_l + V_l), 0), 0) \quad (\text{By (121)})$$

$$= 0. \quad (\text{By (131)})$$

The second condition in the same case can be obtained by starting from (131):

$$0 \geq N_l^1 - U_l - \max(N_l - 2(U_l + V_l), 0) \quad (\text{By (131)})$$

$$= N_l^1 - U_l \quad (\text{By (132)})$$

$$\implies U_l \geq N_l^1.$$

Since U_l is a binomial random variable with number of trials N_l^1 , it can never be greater than N_l^1 , so the condition above becomes:

$$U_l = N_l^1, \quad (133)$$

which is the second condition in the fourth case of Eq. (41). Now rearrange the terms in the second condition and use the result above to obtain the final condition in the case:

$$0 \geq N_l - 2(U_l + V_l)$$

$$= N_l - 2N_l^1 + 2V_l \quad (\text{By (133)})$$

$$= N_l^0 - N_l^1 + 2V_l \quad (\text{Because } N_l^1 + N_l^0 = N_l)$$

$$\implies V_l \geq \frac{N_l^0 - N_l^1}{2}.$$

This concludes the derivation of Eq. (41).

As before, we derive the conditions on U_l and V_l that lead to the realization of the event $\eta_l^- = d$ by expanding its definition:

$$\eta_l^- = \eta_l - \max(\eta_l - N_l^t, 0) \quad (\text{By definition of } \eta_l^-)$$

$$= N_l^1 - U_l - \max(N_l^1 - U_l - U_l - V_l, 0) \quad (\text{By definition of } \eta_l \text{ and } N_l^t)$$

$$= N_l^1 - U_l - \max(N_l^1 - 2U_l - V_l, 0). \quad (134)$$

Using this expansion, we see that there are two possible definitions for the event $\eta_l^- = d$ in terms of U_l and V_l , both depending on how the max function is evaluated.

Case 1:

$$\max(N_l^1 - 2U_l - V_l, 0) = N_l^1 - 2U_l - V_l. \quad (135)$$

First, we use the above to rewrite the event $\eta_l^- = d$ for this case:

$$d = \eta_l^- = N_l^1 - U_l - \max(N_l^1 - 2U_l - V_l, 0) \quad (\text{By (134)})$$

$$= N_l^1 - U_l - N_l^1 + 2U_l + V_l \quad (\text{By (135)})$$

$$= U_l + V_l$$

$$\implies U_l = d - V_l. \quad (136)$$

Second, we use the result just derived to rewrite the condition for the max in (135) in this case:

$$\begin{aligned}
0 &\leq N_l^1 - 2U_l - V_l && \text{(By (135))} \\
&= N_l^1 - 2(d - V_l) - V_l && \text{(By (136))} \\
\implies V_l &\geq 2d - N_l^1.
\end{aligned}$$

This and (136) are, respectively, the first and second conditions on the first case in Equation (42).

Case 2:

$$\max(N_l^1 - 2U_l - V_l, 0) = 0. \quad (137)$$

First, we use the above to rewrite the event $d = \eta_l^-$ for this case:

$$\begin{aligned}
d = \eta_l^- &= N_l^1 - U_l - \max(N_l^1 - 2U_l - V_l, 0) && \text{(By (134))} \\
&= N_l^1 - U_l && \text{(By (137))} \\
\implies U_l &= N_l^1 - d. && (138)
\end{aligned}$$

Second, we rewrite the condition on the max with the above result:

$$\begin{aligned}
0 &\geq N_l^1 - 2U_l - V_l && \text{(By (137))} \\
&= N_l^1 - 2(N_l^1 - d) - V_l && \text{(By (138))} \\
\implies V_l &\geq 2d - N_l^1.
\end{aligned}$$

These are the condition in the second case of Equation (42).

Finally we have the event $M_l = m$: conditions on U_l and V_l that lead to its realization can again be established by expanding its definition, this will lead to the form of M_l in Equation (43). Starting with the definition of M_l :

$$\begin{aligned}
M_l &= \min(N_l^t, N_l^c) && \text{(By definition of } M_l) \\
&= \min(U_l + V_l, \eta_l + \nu_l) && \text{(By definition of } N_l^t, N_l^c) \\
&= \min(U_l + V_l, N_l^1 - U_l + N_l^0 - V_l) && \text{(By definition of } \eta_l, \nu_l) \\
&= \min(U_l + V_l, N_l - (U_l + V_l)). && \text{(Because } N_l^1 + N_l^0 = N_l) \quad (139)
\end{aligned}$$

Because of this we see that the definition of M_l is composed of two cases that depend on how the min function is resolved.

Case 1:

$$\min(U_l + V_l, N_l - (U_l + V_l)) = U_l + V_l. \quad (140)$$

First, use the expanded definition of M_l with the case above to rewrite the event $M_l = m$:

$$\begin{aligned}
m = M_l &= \min(U_l + V_l, N_l - (U_l + V_l)) && \text{(By (139))} \\
&= U_l + V_l && \text{(By (140))} \quad (141) \\
\implies U_l &= m - V_l.
\end{aligned}$$

Second, we use the result just introduced to rewrite the condition on the min for this case:

$$\begin{aligned}
U_l + V_l &\leq N_l - (U_l + V_l) && \text{(By (140))} \\
\implies 0 &\geq U_l + V_l - N_l + (U_l + V_l) \\
&= 2U_l + 2V_l - N_l \\
&= 2m - N_l && \text{(By (141))} \\
\implies m &\leq N_l/2.
\end{aligned}$$

leading us to both conditions in the first case of Equation (43).

Case 2:

$$\min(U_l + V_l, N_l - (U_l + V_l)) = N_l - (U_l + V_l). \quad (142)$$

Again, we use the case above to rewrite the definition of the event $M_l = m$:

$$\begin{aligned}
m = M_l &= \min(U_l + V_l, N_l - (U_l + V_l)) && \text{(By (139))} \\
&= N_l - (U_l + V_l) && \text{(By (142))} \quad (143)
\end{aligned}$$

$$\implies U_l = N_l - V_l - m. \quad (144)$$

Second, we use the above to rewrite the condition for this case:

$$\begin{aligned}
U_l + V_l &\geq N_l - (U_l + V_l) && \text{(By (142))} \\
\implies N_l - V_l - m + V_l &\geq m && \text{(By (143) and (144))} \\
\implies m &\leq N_l/2.
\end{aligned}$$

These are the two conditions in the definition of $M_l = m$ in equation (43).

Finally, the forms in equation (38) are simply obtained by conditioning on the event $U_l = j, V_l = k$ for any of the definitions above. This concludes the proof of the lemma. \square

B.3 Proof of Theorem 2

All the probability statements throughout the proof are made conditionally on X and \mathbb{H}_0^{sharp} , for this reason we omit the conditional notation from these statements. Recall also that all the quantities representing counts of units in each stratum are nonnegative integers.

Note first that, for any stratum l :

$$\begin{aligned}
0 \leq U_l^+ &= U_l - \max(U_l - N_l^c, 0) && \text{(By definition of } U_l^+) \\
&\leq N_l^1, && \text{(By definition of } U_l) \quad (145)
\end{aligned}$$

and

$$0 \leq \eta_l^+ = \max(\eta_l - G_l^+, 0) \quad \text{(By definition of } \eta_l^+) \quad (146)$$

$$= \max(N_l^1 - U_l - G_l^+, 0) \quad \text{(By definition of } \eta_l) \quad (147)$$

$$\leq N_l^1. \quad (148)$$

This implies that:

$$\begin{aligned}
TE^+ &= \sum_{l=1}^L U_l^+ - \eta_l^+ && \text{(By definition of } TE^+) \\
&\leq \sum_{l=1}^L N_l^1 - 0, && \text{(By (145) and (41))} \\
&= N^1
\end{aligned}$$

and:

$$\begin{aligned}
TE^+ &= \sum_{l=1}^L U_l^+ - \eta_l^+ && \text{(By definition of } TE^+) \\
&\geq \sum_{l=1}^L 0 - N_l^1. && \text{(By (39) and (148))} \\
&= -N^1,
\end{aligned}$$

where recall that $N^1 = \sum_{l=1}^L N_l^1$, as defined in the statement of the theorem. By the same argument we can see that $-N^1 \leq TE^- \leq N^1$. This fact is useful to bound the domain of TE^+ and TE^- : while it is likely that not all integers between $-N^1$ and N^1 have positive probability for TE^+ and TE^- under the distribution of (χ^+, χ^-) , we know that no integers outside the range above will have positive mass under that distribution.

To bound the domain of $\chi = \frac{B-C-1}{\sqrt{B+C+1}}$ note that, by definition, B_l represents the number of matched pairs in stratum l that have outcome 1 for the treated unit and 0 for the control unit, independently of how matches are made. Because of this we know that B_l can never be greater than either the number of treated units with outcome 1 or control units with outcome 0 in stratum l , and, therefore: $B_l \leq \min(N_l^1, N_l^0)$, independently of how many units are assigned to treatment. For the same reason we conclude that $C_l \leq \min(N_l^1, N_l^0)$ in every stratum, independently of how many units are treated or how the matches are made. Recall that $N^m = \sum_{l=1}^L \min(N_l^1, N_l^0)$, using these facts we can see that:

$$\chi \in \mathcal{X}_{N^m} = \left\{ \frac{b-c-1}{\sqrt{b+c+1}} : b, c \in \{0, \dots, N^m\} \right\}. \quad (149)$$

Note finally that, since $\chi \in \mathcal{X}_{N^m}$ regardless of how matches are made, we know that $\chi^+ \in \mathcal{X}_{N^m}$ and $\chi^- \in \mathcal{X}_{N^m}$ because χ^+ and χ^- are special cases of χ in which matches are made with Algorithms 5 and 6 respectively. Because of this we conclude that $(\chi^+, \chi^-) \in \mathcal{X}_{N^m} \times \mathcal{X}_{N^m}$. This set is fast to enumerate computationally and summations over its elements can be performed efficiently. While the distribution of (χ^+, χ^-) likely does not place positive probability over all values in $\mathcal{X}_{N^m} \times \mathcal{X}_{N^m}$, we shall consider values in this set and derive conditions under which they have positive probability as well as what their probability is under this distribution.

Begin now by writing the pmf of the range (χ^+, χ^-) . As stated in Theorem 2, assume that N_l^1, N_l^0

are fixed and known for all strata $l = 1, \dots, L$. For any two values $(r, s) \in \mathcal{X}_{Nm} \times \mathcal{X}_{Nm}$ we have:

$$\begin{aligned}
\Pr(\chi^- = s, \chi^+ = r) &= \Pr\left(\frac{TE^- - 1}{\sqrt{SD^- + 1}} = s, \frac{TE^+ - 1}{\sqrt{SD^+ + 1}} = r\right) && \text{(By def. of } (\chi^+, \chi^-)) \\
&= \Pr\left(TE^- < 1, \frac{TE^- - 1}{\sqrt{S^- + 1}} = s, TE^+ < 1, \frac{TE^+ - 1}{\sqrt{R^+ + 1}} = r\right) && \text{(By Claim 4)} \\
&+ \Pr\left(TE^- < 1, \frac{TE^- - 1}{\sqrt{S^- + 1}} = s, TE^+ \geq 1, \frac{TE^+ - 1}{\sqrt{S^+ + 1}} = r\right) \\
&+ \Pr\left(TE^- \geq 1, \frac{TE^- - 1}{\sqrt{R^- + 1}} = s, TE^+ < 1, \frac{TE^+ - 1}{\sqrt{R^+ + 1}} = r\right) \\
&+ \Pr\left(TE^- \geq 1, \frac{TE^- - 1}{\sqrt{R^- + 1}} = s, TE^+ \geq 1, \frac{TE^+ - 1}{\sqrt{S^+ + 1}} = r\right) && (150) \\
&= f_1(r, z) + f_2(r, z) + f_3(r, z) + f_4(r, z).
\end{aligned}$$

The equality in (150) follows by the representation of SD^+ and SD^- in (72) and (73) of Claim 4 respectively. Now we work with each of the four parts separately.

Starting with f_3 , we now show that it must always be that $f_3 = 0$. Consider the event set $\{TE^- \geq 1, TE^+ < 1\}$. By definition of χ^+ , we know that, in this case:

$$\begin{aligned}
\chi^- &= \frac{TE^- - 1}{\sqrt{SD^- + 1}} && \text{(By definition of } \chi^-) \\
&\geq 0 && \text{(Because of the event } TE^- \geq 1)
\end{aligned}$$

and:

$$\begin{aligned}
\chi^+ &= \frac{TE^+ - 1}{\sqrt{SD^+ + 1}} && \text{(By definition of } \chi^+) \\
&< 0. && \text{(Because of the event } TE^+ < 1)
\end{aligned}$$

Therefore, the event $\{TE^- \geq 1, TE^+ < 1\}$ implies the event $\{\chi^+ < \chi^-\}$, but this is a contradiction, since χ^+ and χ^- are, respectively, the maximum and minimum of the same optimization problem (Formulation 2). Because of this it will never be the case that $\chi^+ < \chi^-$. It must be, then, that the probability of this event under the distribution of interest is 0, and that, therefore, the probability of the event $\{TE^- \geq 1, TE^+ < 1\}$ is also 0. Since f_3 is the probability of the event set $\{TE^- \geq 1, \frac{TE^- - 1}{\sqrt{R^- + 1}} = s, TE^+ < 1, \frac{TE^+ - 1}{\sqrt{R^+ + 1}} = r\}$, which is included in the 0-probability set above, then it must be that $f_3 = 0$.

This leaves us with f_1, f_2, f_4 to write out. For convenience we repeat the definitions of the sets

introduced in the statement of the theorem:

$$\mathcal{A}(y) = \left\{ \mathbf{a} = (a_1, \dots, a_L) : \sum_{l=1}^L a_l = y, a_l \in \{0, \dots, y\} \right\}, \quad (151)$$

$$\mathcal{B}(y, s) = \left\{ \mathbf{b} = (b_1, \dots, b_L) : \sum_{l=1}^L b_l = \left(\frac{y-1}{s}\right)^2 - 1, b_l \in \left\{0, \dots, \left(\frac{y-1}{s}\right)^2 - 1\right\} \right\}, \quad (152)$$

$$\mathcal{C}(x) = \left\{ \mathbf{c} = (c_1, \dots, c_L) : \sum_{l=1}^L c_l = x, c_l \in \{0, \dots, x\} \right\}, \quad (153)$$

$$\mathcal{D}(x, r) = \left\{ \mathbf{d} = (d_1, \dots, d_L) : \sum_{l=1}^L d_l = \left(\frac{x-1}{r}\right)^2 - 1, d_l \in \left\{0, \dots, \left(\frac{x-1}{r}\right)^2 - 1\right\} \right\}. \quad (154)$$

In addition, let $\mathcal{H}(x, y, r, s) = \mathcal{A}(y) \times \mathcal{B}(y, s) \times \mathcal{C}(x) \times \mathcal{D}(x, r)$ be the Cartesian product of the sets above, such that each element of $\mathcal{H}(x, y, r, s)$ is a 4-tuple of vectors each of length L : $(\mathbf{a}, \mathbf{b}, \mathbf{c}, \mathbf{d})$. We are now ready to derive $f_1(r, s)$:

$$f_1(r, s) = \Pr \left(TE^- < 1, \frac{TE^- - 1}{\sqrt{S^- + 1}} = s, TE^+ < 1, \frac{TE^+ - 1}{\sqrt{R^+ + 1}} = r \right) \quad (155)$$

$$= \sum_{y=-N^1}^0 \sum_{x=-N^1}^0 \Pr \left(TE^- = y, \frac{TE^- - 1}{\sqrt{S^- + 1}} = s, TE^+ = x, \frac{TE^+ - 1}{\sqrt{R^+ + 1}} = r \right) \quad (156)$$

$$= \sum_{y=-N^1}^0 \sum_{x=-N^1}^0 \Pr \left(TE^- = y, S^- = \left(\frac{y-1}{s}\right)^2 - 1, TE^+ = x, R^+ = \left(\frac{x-1}{r}\right)^2 - 1 \right) \quad (157)$$

$$= \sum_{y=-N^1}^0 \sum_{x=-N^1}^0 \Pr \left(\sum_{l=1}^L TE_l^- = y, \sum_{l=1}^L S_l^- = \left(\frac{y-1}{s}\right)^2 - 1, \sum_{l=1}^L TE_l^+ = x, \sum_{l=1}^L R_l^+ = \left(\frac{x-1}{r}\right)^2 - 1 \right) \quad (158)$$

$$= \sum_{y=-N^1}^0 \sum_{x=-N^1}^0 \sum_{(\mathbf{a}, \mathbf{b}, \mathbf{c}, \mathbf{d}) \in \mathcal{H}(x, y, r, s)} \Pr(TE_1^- = a_1, S_1^- = b_1, TE_1^+ = c_1, R^+ = d_1, \dots, \quad (159)$$

$$TE_L^- = a_L, S_L^- = b_L, TE_L^+ = c_L, R^+ = d_L) \quad (160)$$

$$= \sum_{y=-N^1}^0 \sum_{x=-N^1}^0 \sum_{(\mathbf{a}, \mathbf{b}, \mathbf{c}, \mathbf{d}) \in \mathcal{H}(x, y, r, s)} \prod_{l=1}^L \Pr(TE_l^- = a_l, S_l^- = b_l, TE_l^+ = c_l, R_l^+ = d_l). \quad (161)$$

Line (155) follows from the definition of f_1 given in (150). Equation (157) follows from rearranging the terms in the previous line. Equation (159) follows from the definitions in Claim 4. Equation (160) follows from the definition of $\mathcal{H}(x, y, r, s)$, and equation (161) follows from independence of $TE_l^+, TE_l^-, S_l^+, S_l^-, R_l^+, R_l^-$ in stratum l from the same quantities in any other stratum. This independence is evident from the definitions of these quantities given in Claim 4. The same exact

derivation steps leads us to a similar definition for f_2 :

$$\begin{aligned}
f_2(r, s) &= \Pr \left(TE^- < 1, \frac{TE^- - 1}{\sqrt{S^-}} = s, TE^+ \geq 1, \frac{TE^+ - 1}{\sqrt{S^+}} = r \right) \\
&= \sum_{y=-N^1}^0 \sum_{x=1}^{N^1} \Pr \left(TE^- = y, \frac{TE^- - 1}{\sqrt{S^- + 1}} = s, TE^+ = x, \frac{TE^+ - 1}{\sqrt{S^+ + 1}} = r \right) \\
&= \sum_{y=-N^1}^0 \sum_{x=1}^{N^1} \Pr \left(TE^- = y, S^- = \left(\frac{y-1}{s} \right)^2 - 1, TE^+ = x, S^+ = \left(\frac{x-1}{r} \right)^2 - 1 \right) \\
&= \sum_{y=-N^1}^0 \sum_{x=1}^{N^1} \Pr \left(\sum_{l=1}^L TE_l^- = y, \sum_{l=1}^L S_l^- = \left(\frac{y-1}{s} \right)^2 - 1, \sum_{l=1}^L TE_l^+ = x, \sum_{l=1}^L S_l^+ = \left(\frac{x-1}{r} \right)^2 - 1 \right) \\
&= \sum_{y=-N^1}^0 \sum_{x=1}^{N^1} \sum_{(\mathbf{a}, \mathbf{b}, \mathbf{c}, \mathbf{d}) \in \mathcal{H}(x, y, r, s)} \Pr(TE_1^- = a_1, S_1^- = b_1, TE_1^+ = c_1, S^+ = d_1, \dots \\
&\quad TE_L^- = a_L, S_L^- = b_L, TE_L^+ = c_L, S^+ = d_L) \\
&= \sum_{y=-N^1}^0 \sum_{x=1}^{N^1} \sum_{(\mathbf{a}, \mathbf{b}, \mathbf{c}, \mathbf{d}) \in \mathcal{H}(x, y, r, s)} \prod_{l=1}^L \Pr(TE_l^- = a_l, S_l^- = b_l, TE_l^+ = c_l, S_l^+ = d_l).
\end{aligned}$$

In the case of f_4 we can follow the same steps to derive:

$$\begin{aligned}
f_4(r, s) &= \Pr(TE^- \geq 1, \frac{TE^- - 1}{\sqrt{R^- + 1}} = s, TE^+ \geq 1, \frac{TE^+ - 1}{\sqrt{S^+ + 1}} = r) \\
&= \sum_{y=1}^{N^1} \sum_{x=1}^{N^1} \Pr \left(TE^- = y, \frac{TE^- - 1}{\sqrt{R^- + 1}} = s, TE^+ = x, \frac{TE^+ - 1}{\sqrt{S^+ + 1}} = r \right) \\
&= \sum_{y=1}^{N^1} \sum_{x=1}^{N^1} \Pr \left(TE^- = y, R^- = \left(\frac{y-1}{s} \right)^2 - 1, TE^+ = x, S^+ = \left(\frac{x-1}{r} \right)^2 - 1 \right) \\
&= \sum_{y=1}^{N^1} \sum_{x=1}^{N^1} \Pr \left(\sum_{l=1}^L TE_l^- = y, \sum_{l=1}^L R_l^- = \left(\frac{y-1}{s} \right)^2 - 1, \sum_{l=1}^L TE_l^+ = x, \sum_{l=1}^L S_l^+ = \left(\frac{x-1}{r} \right)^2 - 1 \right) \\
&= \sum_{y=1}^{N^1} \sum_{x=1}^{N^1} \sum_{(\mathbf{a}, \mathbf{b}, \mathbf{c}, \mathbf{d}) \in \mathcal{H}(x, y, r, s)} \Pr(TE_1^- = a_1, R_1^- = b_1, TE_1^+ = c_1, S^+ = d_1, \dots \\
&\quad TE_L^- = a_L, R_L^- = b_L, TE_L^+ = c_L, S^+ = d_L) \\
&= \sum_{y=1}^{N^1} \sum_{x=1}^{N^1} \sum_{(\mathbf{a}, \mathbf{b}, \mathbf{c}, \mathbf{d}) \in \mathcal{H}(x, y, r, s)} \prod_{l=1}^L \Pr(TE_l^- = a_l, R_l^- = b_l, TE_l^+ = c_l, S_l^+ = d_l).
\end{aligned}$$

Note that f_1 , f_2 and f_4 are nonzero on disjoint parts of the sets $\{-N^1, \dots, N^1\}$, as well as the fact that the definition of $\mathcal{A}(y)$, $\mathcal{B}(y, z)$, $\mathcal{C}(x)$, $\mathcal{D}(x, r)$ and $\mathcal{H}(x, y, r, s)$ doesn't change for any of the functions. For these reasons we can write the pmf of the range as in Eq (48). It remains to show that the three functions h_1 , h_2 , h_3 have the form stated in the theorem. This can be accomplished by expanding the inner probabilities of TE_l^+ , TE_l^- , SD_l^+ , SD_l^- in each stratum. Before doing this,

it will be useful to note that, for any stratum l :

$$\begin{aligned} 0 \leq M_l &= \min(N_l^t, N_l^c) && \text{(By definition of } M_l) \\ &= \min(N_l^t, N_l - N_l^t) && \text{(By definition of } N_l^c) \\ &\leq N_l/2. \end{aligned}$$

Because of this we consider values of M_l in the integer range $0, \dots, N_l/2$. Beginning with $\Pr(TE_l^- = a_l, S_l^- = b_l, TE_l^+ = c_l, R_l^+ = d_l)$:

$$\Pr(TE_l^- = a_l, S_l^- = b_l, TE_l^+ = c_l, R_l^+ = d_l) \quad (162)$$

$$= \sum_{m=0}^{N_l/2} \Pr(U_l^- - \eta_l^- = a_l, |U_l^- - \eta_l^-| = b_l, U_l^+ - \eta_l^+ = c_l, M_l - |U_l^+ + \eta_l^+ - M_l| = d_l, M_l = m) \quad (163)$$

$$\begin{aligned} &= \sum_{m=0}^{N_l/2} \Pr(|U_l^- - \eta_l^-| = b_l, U_l^+ - \eta_l^+ = c_l, m - |U_l^+ + \eta_l^+ - m| = d_l, M_l = m | U_l^- - \eta_l^- = a_l) \\ &\quad \times \Pr(U_l^- - \eta_l^- = a_l) \end{aligned} \quad (164)$$

$$\begin{aligned} &= \sum_{m=0}^{N_l/2} \Pr(|a_l| = b_l, U_l^+ - \eta_l^+ = c_l, m - |U_l^+ + \eta_l^+ - m| = d_l, M_l = m | U_l^- - \eta_l^- = a_l) \\ &\quad \times \Pr(U_l^- - \eta_l^- = a_l) \end{aligned} \quad (165)$$

$$\begin{aligned} &= \sum_{m=0}^{N_l/2} \mathbb{I}(|a_l| = b_l) \Pr(U_l^+ - \eta_l^+ = c_l, m - |U_l^+ + \eta_l^+ - m| = d_l, M_l = m | U_l^- - \eta_l^- = a_l) \\ &\quad \times \Pr(U_l^- - \eta_l^- = a_l) \end{aligned} \quad (166)$$

$$= \mathbb{I}(|a_l| = b_l) \sum_{m=0}^{N_l/2} \Pr(U_l^- - \eta_l^- = a_l, U_l^+ - \eta_l^+ = c_l, |U_l^+ + \eta_l^+ - m| = m - d_l, M_l = m) \quad (167)$$

$$\begin{aligned} &= \mathbb{I}(|a_l| = b_l) \sum_{m=0}^{N_l/2} \Pr(U_l^- - \eta_l^- = a_l, U_l^+ - \eta_l^+ = c_l, U_l^+ - \eta_l^+ + m = m - d_l, M_l = m) \\ &\quad + \Pr(U_l^- - \eta_l^- = a_l, U_l^+ - \eta_l^+ = c_l, U_l^+ - \eta_l^+ + m = d_l - m, M_l = m) \mathbb{I}(m \neq d_l) \end{aligned} \quad (168)$$

$$\begin{aligned} &= \mathbb{I}(|a_l| = b_l) \sum_{m=0}^{N_l/2} \Pr \left(U_l^- = a_l + \eta_l^-, U_l^+ = c_l + \eta_l^+, \eta_l^+ = \frac{2m - d_l - c_l}{2}, M_l = m \right) \\ &\quad + \Pr \left(U_l^- = a_l + \eta_l^-, U_l^+ = c_l + \eta_l^+, \eta_l^+ = \frac{d_l - c_l}{2}, M_l = m \right) \mathbb{I}(m \neq d_l) \end{aligned} \quad (169)$$

$$\begin{aligned} &= \mathbb{I}(|a_l| = b_l) \sum_{m=0}^{N_l/2} \sum_{j=0}^m \Pr \left(U_l^- = a_l + j, U_l^+ = \frac{2m - d_l + c_l}{2}, \eta_l^- = j, \eta_l^+ = \frac{2m - d_l - c_l}{2}, M_l = m \right) \\ &\quad + \Pr \left(U_l^- = a_l + j, U_l^+ = \frac{d_l + c_l}{2}, \eta_l^- = j, \eta_l^+ = \frac{d_l - c_l}{2}, M_l = m \right) \mathbb{I}(m \neq d_l) \end{aligned} \quad (170)$$

$$= h_1(a_l, b_l, c_l, d_l). \quad (171)$$

Equation (163) follows from the representations of TE and SD given in Claim 4, Equation (164) from the definition of conditional probability, Equation (166) from the fact that a and b are constants and therefore they are independent from the other quantities in the equation. Equation (167) follows from the definition of conditional probability. Equation (168) follows from the fact that the event $\{M_l - |U_l^+ + \eta_l^+ - M_l| = d_l\}$ is equal to the event $\{M_l - U_l^+ - \eta_l^+ + M_l = d_l\} \cup \{M_l + U_l^+ + \eta_l^+ - M_l = d_l, M_l \neq d_l\}$, and therefore the probability of its occurrence is equal to the sum of the probability of these two events. Equation (169) follow by rearranging the terms in the previous line, and Equation (170) from summing over values of η_l^- . The final line of the derivation is from the definition of h_1 given in the statement of the theorem. The following derivations for h_2 and h_3 follow exactly the same steps, starting with h_2 :

$$\begin{aligned}
& \Pr(TE_l^- = a_l, S_l^- = b_l, TE_l^+ = c_l, S_l^+ = d_l) \\
&= \sum_{m=0}^{N_l/2} \Pr(U_l^- - \eta_l^- = a_l, |U_l^- - \eta_l^-| = b_l, U_l^+ - \eta_l^+ = c_l, |U_l^+ - \eta_l^+| = d_l, M_l = m) \\
&= \sum_{m=0}^{N_l/2} \Pr(|U_l^- - \eta_l^-| = b_l, |U_l^+ - \eta_l^+| = d_l, M_l = m | U_l^- - \eta_l^- = a_l, U_l^+ - \eta_l^+ = c_l) \\
&\quad \times \Pr(U_l^- - \eta_l^- = a_l, U_l^+ - \eta_l^+ = c_l) \\
&= \sum_{m=0}^{N_l/2} \Pr(|a_l| = b_l, |c_l| = d_l, M_l = m | U_l^- - \eta_l^- = a_l, U_l^+ - \eta_l^+ = c_l) \Pr(U_l^- - \eta_l^- = a_l, U_l^+ - \eta_l^+ = c_l) \\
&= \sum_{m=0}^{N_l/2} \mathbb{I}(|a_l| = b_l) \mathbb{I}(|c_l| = d_l) \Pr(M_l = m | U_l^- - \eta_l^- = a_l, U_l^+ - \eta_l^+ = c_l) \Pr(U_l^- - \eta_l^- = a_l, U_l^+ - \eta_l^+ = c_l) \\
&= \mathbb{I}(|a_l| = b_l) \mathbb{I}(|c_l| = d_l) \sum_{m=0}^{N_l/2} \Pr(U_l^- - \eta_l^- = a_l, U_l^+ - \eta_l^+ = c_l, M_l = m) \\
&= \mathbb{I}(|a_l| = b_l) \mathbb{I}(|c_l| = d_l) \sum_{m=0}^{N_l/2} \sum_{j=0}^m \sum_{k=0}^m \Pr(U_l^- = a_l + k, U_l^+ = c_l + j, \eta_l^- = k, \eta_l^+ = j, M_l = m) \\
&= h_2(a_l, b_l, c_l, d_l).
\end{aligned}$$

Finally, h_3 can be derived from:

$$\begin{aligned}
& \Pr(TE_l^- = a_l, R_l^- = b_l, TE_l^+ = c_l, S_l^+ = d_l) \\
&= \sum_{m=0}^{N_l/2} \Pr(U_l^- - \eta_l^- = a_l, M_l - |U_l^- + \eta_l^- - M_l| = b_l, U_l^+ - \eta_l^+ = c_l, |U_l^+ - \eta_l^+| = d_l, M_l = m) \\
&= \sum_{m=0}^{N_l/2} \Pr(U_l^- - \eta_l^- = a_l, m - |U_l^- + \eta_l^- - m| = b_l, |U_l^+ - \eta_l^+| = d_l, M_l = m | U_l^+ - \eta_l^+ = c_l) \\
&\quad \times \Pr(U_l^+ - \eta_l^+ = c_l) \\
&= \sum_{m=0}^{N_l/2} \Pr(U_l^- - \eta_l^- = a_l, m - |U_l^- + \eta_l^- - m| = b_l, |c_l| = d_l, M_l = m | U_l^+ - \eta_l^+ = c_l) \\
&\quad \times \Pr(U_l^+ - \eta_l^+ = c_l) \\
&= \sum_{m=0}^{N_l/2} \mathbb{I}(|c_l| = d_l) \Pr(U_l^- - \eta_l^- = a_l, m - |U_l^- + \eta_l^- - m| = b_l, M_l = m | U_l^+ - \eta_l^+ = c_l) \\
&\quad \times \Pr(U_l^+ - \eta_l^+ = c_l) \\
&= \mathbb{I}(|c_l| = d_l) \sum_{m=0}^{N_l/2} \Pr(U_l^- - \eta_l^- = a_l, m - |U_l^- + \eta_l^- - m| = b_l, U_l^+ - \eta_l^+ = c_l, M_l = m) \\
&= \mathbb{I}(|c_l| = d_l) \sum_{m=0}^{N_l/2} \Pr(U_l^- - \eta_l^- = a_l, m - U_l^- - \eta_l^- + m = b_l, U_l^+ - \eta_l^+ = c_l, M_l = m) \\
&\quad + \Pr(U_l^- - \eta_l^- = a_l, m + U_l^- + \eta_l^- - m = b_l, U_l^+ - \eta_l^+ = c_l, M_l = m) \mathbb{I}(m \neq b_l) \\
&= \mathbb{I}(|c_l| = d_l) \sum_{m=0}^{N_l/2} \Pr(U_l^- = a_l + \eta_l^-, U_l^- = m - b_l + m - \eta_l^-, U_l^+ = c_l + \eta_l^+, M_l = m) \\
&\quad + \Pr(U_l^- = a_l + \eta_l^-, U_l^- = b_l - \eta_l^-, U_l^+ = c_l + \eta_l^+, M_l = m) \mathbb{I}(m \neq b_l) \\
&= \mathbb{I}(|c_l| = d_l) \sum_{m=0}^{N_l/2} \sum_{j=1}^m \Pr\left(U_l^- = \frac{2m - b_l + a_l}{2}, U_l^+ = c_l + j, \eta_l^- = \frac{2m - b_l - a_l}{2}, \eta_l^+ = j, M_l = m\right) \\
&\quad + \Pr\left(U_l^- = \frac{b_l + a_l}{2}, U_l^+ = c_l + j, \eta_l^- = \frac{b_l - a_l}{2}, \eta_l^+ = j, M_l = m\right) \mathbb{I}(m \neq b_l) \\
&= h_3(a_l, b_l, c_l, d_l).
\end{aligned}$$

This concludes the derivation of all the quantities in Theorem 2.

C Proof of Theorem 3

C.1 Proof of Lemma 2

Proof. Proof We will prove the result for $\Pr(U_l^- = a, U_l^+ = b)$ only, as the proof for $\Pr(\eta_l^- = a, \eta_l^+ = b)$ is symmetrical. Recall first that we are now in a case in which the number of treated and control units in each stratum, N_l^t and N_l^c respectively, are fixed. We use this together with

Assumption 3 to write the marginal distributions of U_l^+ and U_l^- :

$$\Pr(U_l^+ = b) = \Pr(U_l - \max(U_l - N_l^c, 0) = b) = \begin{cases} \Pr(U_l = b) & \text{if } b < N_l^c \\ \Pr(U_l \geq N_l^c) & \text{if } b = N_l^c \end{cases}$$

$$\Pr(U_l^- = a) = \Pr(\max(U_l - G_l^-, 0) = a) = \begin{cases} \Pr(U_l \leq G_l^-) & \text{if } a = 0 \\ \Pr(U_l = a + G_l^-) & \text{if } a > 0 \end{cases}.$$

In the above, $G_l^- = \max(N_l^t - N_l^c, 0)$, a fixed quantity. The first equality in both formulas follows from the definition of U_l^+ and U_l^- given in Equations (34) and (35) respectively. The two cases of each definition follow directly from these definitions. Given the marginal distributions above, we can easily find distributions for U_l^+ and U_l^- conditional on $U_l = x$:

$$\mathbb{I}(U_l^+ = b|U_l = x) = \begin{cases} 1 & \text{if } b < N_l^c, x = b \\ 1 & \text{if } b = N_l^c, x \geq N_l^c \\ 0 & \text{otherwise.} \end{cases} \quad (172)$$

$$\mathbb{I}(U_l^- = a|U_l = x) = \begin{cases} 1 & \text{if } a = 0, x \leq G_l^- \\ 1 & \text{if } a > 0, x = a + G_l^- \\ 0 & \text{otherwise.} \end{cases} \quad (173)$$

This is because, if the number of treated and control units in each stratum is fixed, randomness in U_l^+ and U_l^- comes only from U_l , as is evident from the definitions of U_l^+ and U_l^- given in Eqns. (39) and (40). Therefore once that is fixed the two quantities become constant and, as such, independent of each other. Given this fact, it is evident that $\Pr(U_l^- = a, U_l^+ = b|U_l = x) = \mathbb{I}(U_l^- = a, U_l^+ = b|U_l = x) = \mathbb{I}(U_l^- = a|U_l = x)\mathbb{I}(U_l^+ = b|U_l = x)$. This product of indicator functions can also be written as four conditions, each one representing the intersection of the event sets on which both distributions place nonzero probability:

$$\mathbb{I}(U_l^- = a|U_l = x)\mathbb{I}(U_l^+ = b|U_l = x) = \begin{cases} 1 & \text{if } b < N_l^c, x = b \text{ and } a = 0, x \leq G_l^- \\ 1 & \text{if } b < N_l^c, x = b \text{ and } a > 0, x = a + G_l^- \\ 1 & \text{if } b = N_l^c, x \geq N_l^c \text{ and } a = 0, x \leq G_l^- \\ 1 & \text{if } b = N_l^c, x \geq N_l^c \text{ and } a > 0, x = a + G_l^- \\ 0 & \text{otherwise.} \end{cases}$$

This is evident from Equations (172) and (173). The event sets in the equation can be simplified further as some of their elements are redundant, we show this in the following.

Case 1: $b < N_l^c, x = b$ and $a = 0, x \leq G_l^-$.

First, using the second and fourth condition we can write $b \leq G_l^-$. Then, since b has to be less than both G_l^- and N_l^c we can rewrite the condition as: $b < \min(N_l^c, G_l^- + 1)$, where we replace the equality on G_l^- with b being strictly less than $G_l^- + 1$. This is possible because G_l^- is, by definition, a nonnegative integer. The final event here becomes: $x = b, b < \min(N_l^c, G_l^- + 1), a = 0$.

Case 2: $b < N_l^c, x = b$ and $a > 0, x = a + G_l^-$.

First, using the first, second and fourth condition we have: $N_l^c > b = x = a + G_l^-$, which we rewrite as the event: $x = b, b = a + G_l^-, a < N_l^c - G_l^-$. With this the final event becomes:

$$x = b, b = a + G_l^-, 0 < a < N_l^c - G_l^-.$$

Case 3: $b = N_l^c, x \geq N_l^c$ and $a = 0, x \leq G_l^-$.

Here we can combine the second and fourth conditions to obtain: $N_l^c \leq x \leq G_l^-$. This leads to the event: $b = N_l^c, N_l^c \leq x \leq G_l^-, a = 0$.

Case 4: $b = N_l^c, x \geq N_l^c$ and $a > 0, x = a + G_l^-$.

First from the second and fourth events we have: $x = a + G_l^- \geq N_l^c$, which can be used to obtain the event: $a \geq N_l^c - G_l^-$. We also rewrite the third condition as $a \geq 1$, leading to the following final representation for the event of this case: $b = N_l^c, a \geq \max(N_l^c - G_l^-, 1), x = a + G_l^-$.

Finally, we can put all these events together to obtain a simplified formulation for the joint conditional distribution of U_l^+, U_l^- :

$$\mathbb{I}(U_l^- = a, U_l^+ = b | U_l = x) = \begin{cases} 1 & \text{if } x = b, b < \min(N_l^c, G_l^- + 1), a = 0 \\ 1 & \text{if } x = b, b = a + G_l^-, 0 < a < N_l^c - G_l^- \\ 1 & \text{if } b = N_l^c, N_l^c \leq x \leq G_l^-, a = 0 \\ 1 & \text{if } b = N_l^c, a \geq \max(N_l^c - G_l^-, 1), x = a + G_l^- \\ 0 & \text{otherwise.} \end{cases}$$

The marginal distribution of U_l^+, U_l^- can now be found by using the law of total probability to sum over U_l^+ :

$$\begin{aligned} \Pr(U_l^- = a, U_l^+ = b) &= \sum_{x=0}^{N_l^+} \Pr(U_l = x) \mathbb{I}(U_l^+ = a, U_l^- = b | U_l = x) \\ &= \sum_{x=0}^{N_l^+} \Pr(U_l = x) \begin{cases} 1 & \text{if } x = b, b < \min(N_l^c, G_l^- + 1), a = 0 \\ 1 & \text{if } x = b, b = a + G_l^-, 0 < a < N_l^c - G_l^- \\ 1 & \text{if } b = N_l^c, N_l^c \leq x \leq G_l^-, a = 0 \\ 1 & \text{if } b = N_l^c, a \geq \max(N_l^c - G_l^-, 1), x = a + G_l^- \\ 0 & \text{otherwise.} \end{cases} \\ &= \sum_{x=0}^{N_l^+} \begin{cases} \Pr(U_l = x) & \text{if } x = b, b < \min(N_l^c, G_l^- + 1), a = 0 \\ \Pr(U_l = x) & \text{if } x = b, b = a + G_l^-, 0 < a < N_l^c - G_l^- \\ \Pr(U_l = x) & \text{if } b = N_l^c, N_l^c \leq x \leq G_l^-, a = 0 \\ \Pr(U_l = x) & \text{if } b = N_l^c, a \geq \max(N_l^c - G_l^-, 1), x = a + G_l^- \\ 0 & \text{otherwise} \end{cases} \\ &= \begin{cases} \Pr(U_l = b) & \text{if } b < \min(N_l^c, G_l^- + 1), a = 0 \\ \Pr(U_l = b) & \text{if } b = a + G_l^-, 0 < a < N_l^c - G_l^- \\ \Pr(N_l^c \leq U_l \leq G_l^-) & \text{if } b = N_l^c, a = 0 \\ \Pr(U_l = a + G_l^-) & \text{if } b = N_l^c, a \geq \max(N_l^c - G_l^-, 1) \\ 0 & \text{otherwise.} \end{cases} \end{aligned}$$

To obtain the final line the condition on x in the event is substituted in the probability. This concludes the derivation of the pmf of U_l^+, U_l^- and the proof of this lemma. \square

C.2 Proof of Theorem 3

Proof. The proof follows closely the template of the proof of Theorem 2. Note first that in this case N_l^t and N_l^c are fixed and known for all strata l . We first bound the values of U_l^+ and η_l^+ :

$$\begin{aligned} 0 \leq U_l^+ &= M_l - V_l^+ && \text{(By definition of } V_l^+) \\ &\leq M_l, && \text{(Both } M_l \text{ and } V_l^+ \text{ are nonnegative integers)} \end{aligned}$$

and:

$$\begin{aligned} 0 \leq \eta_l^+ &= M_l - \nu_l^+ && \text{(By definition of } \nu_l^+) \\ &\leq M_l && \text{(Both } M_l \text{ and } \nu_l^+ \text{ are nonnegative integers)} \end{aligned}$$

From this it follows that: $-M_l \leq TE_l^+ = U_l^+ - \eta_l^+ \leq M_l$. Recall that $M = \sum_{l=1}^M M_l$ and that $TE^+ = \sum_{l=1}^L TE_l^+$: it must be that $-M \leq TE^+ \leq M$. An exactly symmetric argument shows that $-M \leq TE^- \leq M$. Because of the above the values that we will consider for TE^+ and TE^- in this proof are the integers ranging between $-M$ and M . Finally, as detailed in the proof of Theorem 2, it must be that B and C are always less than M , the total number of matches made, as they represent counts of matched pairs. This allows us to bound the set of values that have positive probability under the distribution of (χ^+, χ^-) :

$$\mathcal{X}_M = \left\{ \frac{b - c - 1}{\sqrt{b + c + 1}} : b, c \in \{0, \dots, M\} \right\}.$$

Given the set above, we will consider values of (χ^+, χ^-) in the set \mathcal{X}_M , even though not all of the set's elements will have positive probability under the distribution of interest. As done in Theorem 2 we derive a set of conditions on values within \mathcal{X}_M that determine whether or not those values have positive probability and, if yes, what is their probability under the distribution of (χ^+, χ^-) under Assumption 3.

The steps leading to the form of (58) in the main statement of the theorem are exactly the same as those in the proof of Theorem 2, with the sole difference that the possible values of TE^+ and TE^- now are between $-M$ and M . Because of this, the summations over x and y both in the definition of the joint probability of interest and in the functions, f_1, f_2, f_3, f_4 , introduced in the proof of Theorem 2, range from $-M$ to M in this case. In particular, the summation over x and y in f_1 ranges from $-M$ to 0 in this case, the summation over x in f_2 ranges from 1 to M , the summation over y in f_2 now ranges from $-M$ to 0 , and the summations over x and y in f_4 range from 1 to M in this case. The definitions of f_1, f_2, f_4 are also exactly the same as those in the proof of Theorem 2, including the fact that $f_3 = 0$. The argument made for this in the proof of Theorem 2 applies exactly in the same way for this case.

The only other difference is in the inner probabilities for the joint distribution of the statistics in each stratum. These inner probabilities result in equations (59)-(61), and can be derived as

follows:

$$\begin{aligned} & \Pr(TE_l^- = a_l, S_l^- = b_l, TE_l^+ = c_l, R_l^+ = d_l) \\ &= \Pr(U_l^- - \eta_l^- = a_l, |U_l^- - \eta_l^-| = b_l, U_l^+ - \eta_l^+ = c_l, M_l - |U_l^+ + \eta_l^+ - M_l| = d_l) \end{aligned} \quad (174)$$

$$= \Pr(U_l^- - \eta_l^- = a_l, |a_l| = b_l, U_l^+ - \eta_l^+ = c_l, |U_l^+ + \eta_l^+ - M_l| = M_l - d_l) \quad (175)$$

$$= \mathbb{I}(|a_l| = b_l) \Pr(U_l^- - \eta_l^- = a_l, U_l^+ - \eta_l^+ = c_l, |U_l^+ + \eta_l^+ - M_l| = M_l - d_l) \quad (176)$$

$$\begin{aligned} &= \mathbb{I}(|a_l| = b_l) \left[\Pr(U_l^- - \eta_l^- = a_l, U_l^+ - \eta_l^+ = c_l, U_l^+ + \eta_l^+ - M_l = M_l - d_l) \right. \\ &\quad \left. + \Pr(U_l^- - \eta_l^- = a_l, U_l^+ - \eta_l^+ = c_l, U_l^+ + \eta_l^+ - M_l = d_l - M_l) \mathbb{I}(M_l \neq d_l) \right] \end{aligned} \quad (177)$$

$$\begin{aligned} &= \mathbb{I}(|a_l| = b_l) \left[\Pr \left(U_l^- = a_l + \eta_l^-, U_l^+ = c_l + \eta_l^+, \eta_l^+ = \frac{2M_l - d_l - c_l}{2} \right) \right. \\ &\quad \left. + \Pr \left(U_l^- = a_l + \eta_l^-, U_l^+ = c_l + \eta_l^+, \eta_l^+ = \frac{d_l - c_l}{2} \right) \mathbb{I}(M_l \neq d_l) \right] \end{aligned} \quad (178)$$

$$\begin{aligned} &= \mathbb{I}(|a_l| = b_l) \sum_{j=0}^{M_l} \Pr \left(U_l^- = a_l + j, U_l^+ = \frac{d_l + c_l}{2} \right) \Pr \left(\eta_l^- = j, \eta_l^+ = \frac{d_l - c_l}{2} \right) \mathbb{I}(M_l \neq d_l) \\ &\quad + \Pr \left(U_l^- = a_l + j, U_l^+ = \frac{2M_l - d_l + c_l}{2} \right) \Pr \left(\eta_l^- = j, \eta_l^+ = \frac{2M_l - d_l - c_l}{2} \right) \end{aligned} \quad (179)$$

$$= g_1(a_l, b_l, c_l, d_l). \quad (180)$$

In the above, Equation (174) follows from the definitions of $TE_l^-, S_l^-, TE_l^+, R_l^+$ given in Claim 4. Equation (175) follows from rearranging the terms in the last equality in the parentheses, and from plugging in the equality for $U_l^- - \eta_l^-$, (176) follows from the fact that a_l and b_l are both constants and so the event $|a_l| = b_l$ is independent from all the others inside the parentheses. Equation 177 follows from the fact that the event $\{|U_l^+ + \eta_l^+ - M_l| = M_l - d_l\} = \{U_l^+ + \eta_l^+ - M_l = M_l - d_l\} \cup \{U_l^+ + \eta_l^+ - M_l = d_l - M_l, M_l \neq d_l\}$, This follows from the definition of the absolute value function applied to positive integers. Note that the two sets are disjoint, so the probability of their events can be added and that M_l and d_l are fixed quantities, so they are independent of all the other events in the statement. Equation (178) follows from rearranging the terms in the equalities for η_l^+ . Equation (179) follows from summing over all values of η_l^- and from plugging in equalities for η_l^+ into the equation for U_l^+ . Finally, (180) follows from the definition of $g_1(a_l, b_l, c_l, d_l)$ given in the statement of the theorem. The derivations for g_2 and g_3 follow exactly the same steps. For g_2 we have:

$$\begin{aligned} & \Pr(TE^- = a_l, S_l^- = b_l, TE^+ = c_l, S_l^+ = d_l) \\ &= \Pr(U_l^- - \eta_l^- = a_l, |U_l^- - \eta_l^-| = b_l, U_l^+ - \eta_l^+ = c_l, |U_l^+ - \eta_l^+| = d_l) \\ &= \Pr(U_l^- - \eta_l^- = a_l, |a_l| = b_l, U_l^+ - \eta_l^+ = c_l, |c_l| = d_l) \\ &= \mathbb{I}(|a_l| = b_l) \mathbb{I}(|c_l| = d_l) \Pr(U_l^- - \eta_l^- = a_l, U_l^+ - \eta_l^+ = c_l) \\ &= \mathbb{I}(|a_l| = b_l) \mathbb{I}(|c_l| = d_l) \Pr(U_l^- = a_l + \eta_l^-, U_l^+ = c_l + \eta_l^+) \\ &= \mathbb{I}(|a_l| = b_l) \mathbb{I}(|c_l| = d_l) \sum_{j=0}^{M_l} \sum_{k=0}^{M_l} \Pr(U_l^- = a_l + k, U_l^+ = c_l + j) \Pr(\eta_l^- = k, \eta_l^+ = j) \\ &= g_2(a_l, b_l, c_l, d_l). \end{aligned}$$

Finally, g_3 can be derived with the same steps as g_1 :

$$\begin{aligned}
& \Pr(TE^- = a_l, R_l^- = b_l, TE_l^+ = c_l, S_l^+ = d_l) \\
&= \Pr(U_l^- - \eta_l^- = a_l, M_l - |U_l^- + \eta_l^- - M_l| = b_l, U_l^+ - \eta_l^+ = c_l, |U_l^+ - \eta_l^+| = d_l) \\
&= \Pr(U_l^- - \eta_l^- = a_l, |U_l^- + \eta_l^- - M_l| = M_l - b_l, U_l^+ - \eta_l^+ = c_l, |c_l| = d_l) \\
&= \mathbb{I}(|c_l| = d_l) \Pr(U_l^- - \eta_l^- = a_l, |U_l^- + \eta_l^- - M_l| = M_l - b_l, U_l^+ - \eta_l^+ = c_l) \\
&= \mathbb{I}(|c_l| = d_l) \left[\Pr(U_l^- = a_l + \eta_l^-, U_l^- + \eta_l^- - M_l = M_l - b_l, U_l^+ = c_l + \eta_l^+) \right. \\
&\quad \left. + \Pr(U_l^- = a_l + \eta_l^-, U_l^- + \eta_l^- - M_l = b_l - M_l, U_l^+ = c_l + \eta_l^+) \mathbb{I}(M_l \neq b_l) \right] \\
&= \mathbb{I}(|c_l| = d_l) \left[\Pr(U_l^- = a_l + \eta_l^-, \eta_l^- = \frac{2M_l - a_l - b_l}{2}, U_l^+ = c_l + \eta_l^+) \right. \\
&\quad \left. + \Pr(U_l^- = a_l + \eta_l^-, \eta_l^- = \frac{b_l - a_l}{2}, U_l^+ = c_l + \eta_l^+) \mathbb{I}(M_l \neq b_l) \right] \\
&= \mathbb{I}(|c_l| = d_l) \sum_{k=0}^{M_l} \Pr \left(U_l^- = \frac{b_l + a_l}{2}, U_l^+ = c_l + k \right) \Pr \left(\eta_l^- = \frac{b_l - a_l}{2}, \eta_l^+ = k \right) \\
&\quad + \Pr \left(U_l^- = \frac{2M_l - b_l + a_l}{2}, U_l^+ = c_l + k \right) \Pr \left(\eta_l^- = \frac{2M_l - b_l - a_l}{2}, \eta_l^+ = k \right) \mathbb{I}(M_l \neq b_l) \\
&= g_3(a_l, b_l, c_l, d_l).
\end{aligned}$$

This concludes the proof of Theorem 3. □

D Algorithms for Z minimization.

E Proof of Theorem 1

Proof. Proof Because the b_l 's are defined on a pre-specified grid, we know the maximum value of F may not occur at one of the grid points. Since by definition of x_l we know that $f_2(x_l) \leq b_l$, and since F is decreasing in its second argument, we have $F(f_1(x_l), b_l) \leq F(f_1(x_l), f_2(x_l))$ for each l , and taking a max over all l :

$$\max_{l \in 1 \dots L} F(f_1(x_l), b_l) \leq \max_{l \in 1 \dots L} F(f_1(x_l), f_2(x_l)) \leq \max_x F(f_1(x), f_2(x)).$$

This is the left inequality of the bound. The rest of the proof deals with the right inequalities. First, it is true that:

$$f_1(x^*) = \max_{x: f_2(x) = f_2(x^*)} f_1(x). \quad (181)$$

If this were not true then either $f_1(x^*) < \max_{x: f_2(x) = f_2(x^*)} f_1(x)$ or $f_1(x^*) > \max_{x: f_2(x) = f_2(x^*)} f_1(x)$. If the first inequality were true then

$$F(f_1(x^*), f_2(x^*)) < F \left(\max_{x: f_2(x) = f_2(x^*)} f_1(x), f_2(x^*) \right),$$

which contradicts the definition of x^* . The second option also cannot be true as we know there exists a solution x^* so that the maximum is attained with f_1 and f_2 values $f_1(x^*)$ and $f_2(x^*)$. So

Algorithm 7: Minimize z with general constraints.

Data: Set of real vectors $\{(y_{l_1}^t, \dots, y_{l_{N^t}}^t)\}_{l=1}^L$ and $\{(y_{l_1}^c, \dots, y_{l_{N^c}}^c)\}_{l=1}^L$

Additional data parameters for optimization, such as covariates \mathbf{D} ,

Set of constraints on Formulation 3: W ,

ILP Solver for Formulation 3, $F(W, (\mathbf{D}), \mathbf{y})$

A Procedure to generate a increasingly finer, ordered sequence of reals b_1, \dots, b_L from lower and upper bounds, $G(Lb, Ub)$.

Result: $N^t \times N^c$ binary matrix of matches, \mathbf{a} .

1 Minimize Formulation 3 by removing the upper bound constraint: $\mathbf{a}_0 := F(W, (\mathbf{D}), \mathbf{y})$;

2 $b_l := \sum_{i=1}^{N^t} \sum_{j=1}^{N^c} (y_i^t - y_j^c)^2 a_{0ij}$;

3 $\mathbf{b} = (b_1, \dots, b_L) := G(b_1, B_L)$

4 **while** $\min_l \frac{\bar{d}_{\mathbf{a}_l} \sqrt{M}}{\sqrt{\frac{1}{M} b_l - (\bar{d}_{\mathbf{a}_l})^2}} - \min_l \frac{\bar{d}_{\mathbf{a}_l} \sqrt{M}}{\sqrt{\frac{1}{M} b_{l-1} - (\bar{d}_{\mathbf{a}_l})^2}} \leq \epsilon$ **do**

5 **for** $l = 1, \dots, L$ **do** Minimize Formulation 3: $\mathbf{a}_l := F(W, (\mathbf{D}), b_l, \mathbf{y})$;

6 $b^u := \min_{l \in \{1, \dots, L\}} \frac{\bar{d}_{\mathbf{a}_l} \sqrt{M}}{\sqrt{\frac{1}{M} b_l - (\bar{d}_{\mathbf{a}_l})^2}}$

7 **for** $l = 2, 4, 6, \dots, L$ **do**

8 **if** $\frac{\bar{d}_{\mathbf{a}_l} \sqrt{M}}{\sqrt{\frac{1}{M} b_{l-1} - (\bar{d}_{\mathbf{a}_l})^2}} < b^u$ **then** $(b_{l1}, \dots, b_{lL}) := G(b_{l-1}, b_l)$;

9 **end**

10 $\mathbf{b} := (b_{11}, \dots, b_{LL})$

11 **end**

12 **return** any one of the \mathbf{a}_l .

we can say that (181) holds.

From (181) and using l^* defined in the statement of the theorem, we can derive:

$$f_1(x^*) = \max_{x: f_2(x)=f_2(x^*)} f_1(x) \leq \max_{x: f_2(x) \leq f_2(x^*)} f_1(x) \leq \max_{x: f_2(x) \leq b_{l^*}} f_1(x) = f_1(x_{l^*}), \quad (182)$$

where we used that the set $\{x : f_2(x) = f_2(x^*)\}$ is smaller than the set $\{x : f_2(x) \leq f_2(x^*)\}$ which is smaller than $\{x : f_2(x) \leq b_{l^*}\}$, since $f_2(x^*) \leq b_{l^*}$ by definition of l^* . Thus, $f_1(x^*) \leq f_1(x_{l^*})$. Now,

$$\begin{aligned} F(f_1(x^*), f_2(x^*)) &\leq F(f_1(x^*), b_{l^*-1}) \\ &\leq F(f_1(x_{l^*}), b_{l^*-1}) \\ &\leq \max_l F(f_1(x_l), b_{l-1}). \end{aligned}$$

Here the first inequality above follows from the definition of l^* , $b_{l^*-1} \leq f_2(x^*)$, and the fact that F decreases in the second argument. The second inequality comes from (182) and the fact that F is increasing in its first argument. The third inequality follows from taking a maximum over all l rather than using l^* . The proof is complete. \square

F Additional Simulation with Confounded Treatment Assignment

In Simulation 2, we replicate the experiment of Simulation 1, but with conditional ignorability being violated within the strata, i.e. with imperfect matches. For $l = 1, \dots, L$ strata, we first generate different baseline effects within each stratum as follows:

$$\begin{aligned} p_l^t &\sim \text{Beta}\left(5, \frac{1}{2}\right), p_l^c && \sim \text{Beta}\left(\frac{1}{2}, \frac{1}{2}\right) \\ \epsilon_i &\sim \text{Uniform}(-\min(p_l^t, p_l^c), 1 - \max(p_l^t, p_l^c)), \end{aligned}$$

with these quantities fixed between simulations, we generate data as follows:

$$\begin{aligned} Y_i(1) &\sim \text{Bernoulli}(p_l^t + \delta\epsilon_i) \quad \text{for all } i \in S_l \\ Y_i(0) &\sim \begin{cases} \text{Bernoulli}(p_l^c + \delta\epsilon_i) & \text{for all } i \in S_l \quad \text{if } \text{SATE} \neq 0 \\ \text{Bernoulli}(p_l^t + \delta\epsilon_i) & \text{for all } i \in S_l \quad \text{if } \text{SATE} = 0 \end{cases} \\ T_i &\sim \text{Bernoulli}(0.2) \\ Y_i &= T_i Y_i(1) + (1 - T_i) Y_i(0) \quad \text{for all } i \in S_l. \end{aligned}$$

It is clear from the DGP specified above that, in general, for any two units i and j : $\mathbb{E}[Y_i|T = 1, i \in S_l] = p_l^t + \delta\epsilon_i \neq p_l^t + \delta\epsilon_j = \mathbb{E}[Y_j|T = 1, j \in S_l]$, which is the requirement stated by Assumption 3 of our framework, conditional ignorability within each stratum. In the above, δ , is a factor that allows us to control the level of confounding in the DGP: δ varies between 0 and 1, and when it is close to 1, we see more confounding in the stratification, as the observation error terms could be very different between each other within the same stratum. The opposite is true when δ is close to 0: error terms will be small and stratification will have been mostly successful in replicating randomized treatment assignment. As we do in Simulation 1, when $\text{SATE} = 0$, and $\mathbb{H}_0^{\text{SATE}}$ is true, we set $p_l^c = p_l^t + \epsilon_i$, and we leave it generated as in the above when $\text{SATE} \neq 0$ and $\mathbb{H}_0^{\text{SATE}}$ should be rejected. In the $\text{SATE} = 0$ case, both our robust statistics and the traditional meth-

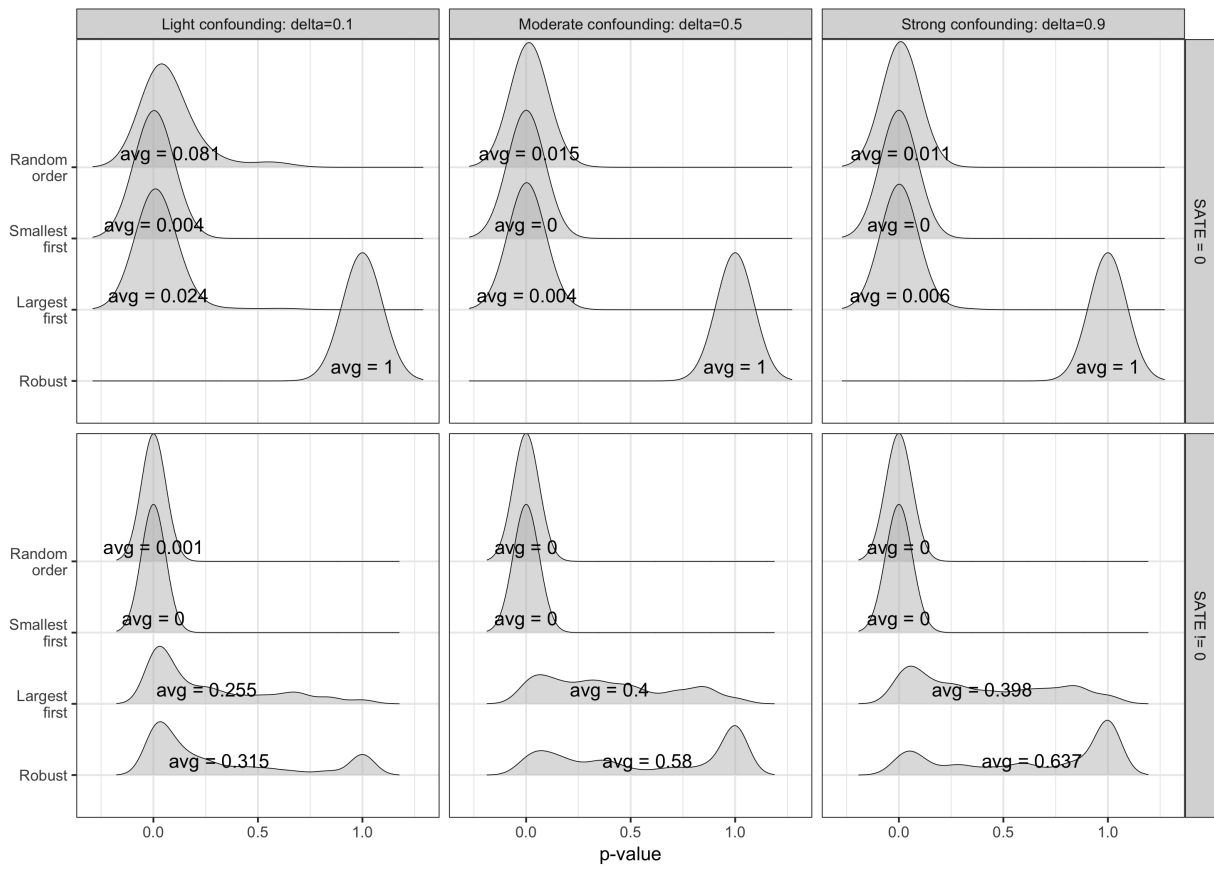


Figure 8: Results from Simulation 2

ods we compare them against display largely the same behavior that they do in the conditionally unconfounded case, with traditional methods rejecting the null even when it is true on average, and our robust tests correctly failing to reject it. In the $SATE \neq 0$ case, we observe a different, but expected behavior: our tests tend to reject less than traditional methods as the matching is more imperfect and confoundedness increases: this is because they are sensitive to the differences in potential equivalent matches induced by the confounded assignment. In this sense our methods are also robust to this confounding, as they are more capable to detect it than regular methods.

Overall, results from this additional simulation, highlight the usefulness and power of our proposed methodology also in the presence of imperfect matching and confounded treatment assignment.

G Case Study Details

G.1 Additional Figures for Case Study 2 (Bike Sharing)

Here we include additional figures for Case Study 2. Figure 9 shows robust p-values for different amounts of matched units.

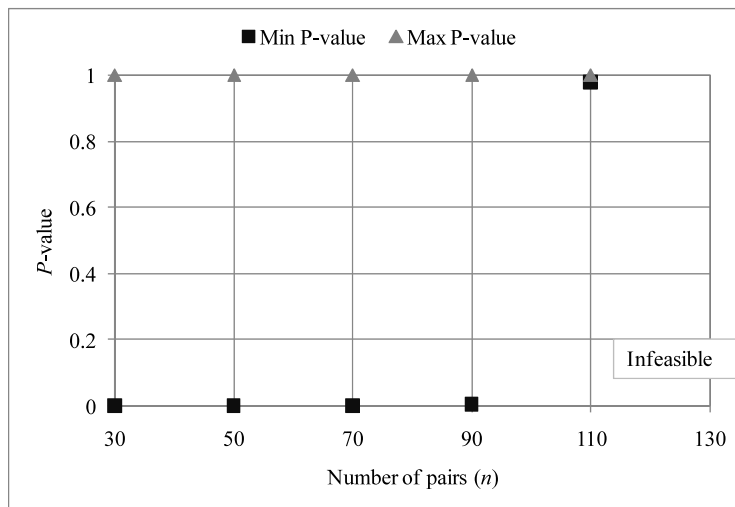


Figure 9: Variation of z -test optimum P -values for different N . (Case Study 2)

G.2 Additional Case Study: Training Program Evaluation

In this case study, we used training program evaluation data described in Dehejia and Wahba (1999), and Dehejia and Wahba (2002), which were drawn from Lalonde (1986). This data set contains 15,992 control units and 297 treatment units. The covariates for matching are as follows: age, education, Black (1 if black, 0 otherwise), Hispanic (1 if Hispanic, 0 otherwise), married (1 if married, 0 otherwise), nodedegree (1 if no degree, 0 otherwise), and earnings in 1975. The outcome is the earnings in 1978. The treatment variable is whether an individual receives job training. We computed distance between units as follows: $\text{dist}_{ij} = 1$ if covariates Black, Hispanic, married and

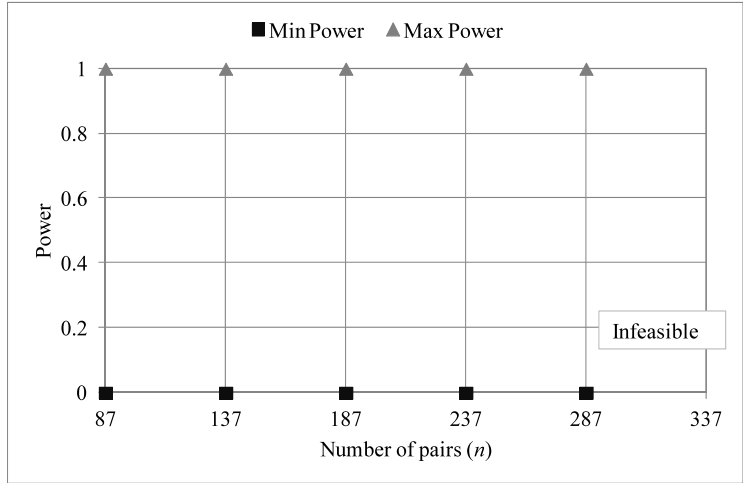


Figure 10: Variation of z -test optimum P -values for different n . (Case Study: Training Program)

nondegree were the same, and the differences in age, education and earnings in 1975 were less or equal to 5, 4 and 4000, respectively, for treated unit i and control unit j , 0 otherwise.

In the Figure 10, the P -value upper bounds are 1 and the P -value lower bounds are 0, illustrating that there is a lot of uncertainty associated with the choice of experimenter – one experimenter choosing 287 matched pairs can find a P -value of ~ 0 and declare a statistically significant difference while another experimenter can find a P -value of ~ 1 and declare the opposite. In this case it is truly unclear whether or not training has an effect on the earnings. To sanity check whether a reasonably sized effect would have been detected had one been present, we injected synthetic random noise (with normal distribution of mean \simeq \$10,000 and standard deviation \simeq \$100) on the treatment outcome, and the z -test robustly detects the treatment effect before the solutions become infeasible.

G.3 Additional Case Study: Crime and Transition into Adulthood

In this case study we have used the data from a U.S. Department of Justice study regarding crime during the transition to adulthood, for youths raised in out-of-home care (see Courtney and Cusick 2010). Each observation represents a youth, and the outcome is whether he or she committed a violent crime over the 3 waves of the study.

The (binary) covariates are as follows: hispanic, white, black, other race, alcohol or drug dependency, mental health diagnosis, history of neglect, entry over age of 12, entry age under 12, in school or employed, prior violent crime, any prior delinquency. The “treatment” variable is whether or not the individual is female; in particular we want to determine whether being female (controlling for race, criminal history, school/employment and relationship with parents) influences the probability of committing a violent crime. Here $\text{dist}_{ij} = 1$ whenever all covariates of treated unit i are the same as those of the control unit j , 0 otherwise.

Figure 9 is constructed in an analogous way to Figure 11 (using McNemar’s test rather the z -test) showing the total number of discordant pairs along the x axis. Here, any matched pairs assignment would show a significant difference for the risks of violence between males and females.

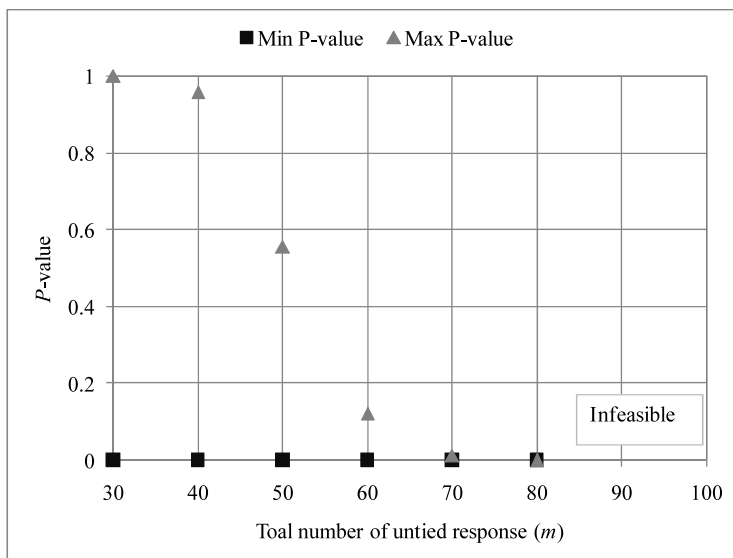


Figure 11: Variation of McNemar’s test optimum P -value for different m . (Case Study: Crime and Transition)

This difference becomes more pronounced as the number of pairs increases. Thus, the outcome is robust to the choice of experimenter.

H Integer Linear Programming Basics

ILP techniques have become practical for many large-scale problems over the past decade, due to a combination of increased processor speeds and better ILP solvers. Any type of logical condition can be encoded as linear constraints in an ILP formulation with binary or integer variables. Consider two binary variables $x \in \{0, 1\}$ and $y \in \{0, 1\}$. The logical condition “if $y = 0$ then $x = 0$ ” can be simply encoded as

$$x \leq y.$$

Note that this condition imposes no condition on x when $y = 1$. Translating if-then constraints into linear constraints can sometimes be more complicated; suppose, we would like to encode the logical condition that if a function $f(w)$ is greater than 0, then another function $g(w)$ is greater or equal to 0. We can use the following two linear equations to do this, where θ is a binary variable and M is a positive number that is larger than the maximum values of both f and g :

$$\begin{aligned} -g(w) &\leq M\theta \\ f(w) &\leq M(1 - \theta). \end{aligned}$$

In order for $f(w)$ to be positive, then θ must be 0, in which case, $g(w)$ is then restricted to be positive. If $f(w)$ is negative, θ must be 1, in which case no restriction is placed on the sign of $g(w)$. (See for instance the textbook of Winston and Venkataramanan (2003), for more examples of if-then constraints).

ILP can capture other types of logical statements as well. Suppose we would like to incorporate a restriction such that the integer variable S_i takes a value of K only if $i = t$, and 0 otherwise.

The following four if-then constraints can be used to express this statement, where λ_1 and λ_2 are binary variables:

$$\begin{aligned}\lambda_1 &= 1 && \text{if } i + 1 > t \\ \lambda_2 &= 1 && \text{if } t + 1 > i \\ S_i &= k && \text{if } \lambda_1 + \lambda_2 > 1 \\ S_i &= 0 && \text{if } \lambda_1 + \lambda_2 < 2.\end{aligned}$$

Each of these if-then constraints (4)-(7) can be converted to a set of equivalent linear equations, similar to what we described above. (See also Noor-E-Alam et al. (2012) and Winston and Venkataramanan (2003)).

There is no known polynomial-time algorithm for solving ILP problems as they are generally NP-hard, but they can be solved in practice by a number of well-known techniques (Wolsey (1998)). The LP relaxation of an ILP provides bounds on the optimal solution, where the LP relaxation of an ILP is where the integer constraints are relaxed and the variables are allowed to take non-integer (real) values. For instance, if we are solving a maximization problem, the solution of the LP relaxation can serve as an upper bound, since it solves a problem with a larger feasible region, and thus attains a value at least as high as that of the more restricted integer program. ILP solvers use branch-and-bound or cutting plane algorithms combined with other heuristics, and are useful for cases where the optimal integer optimal solution is not attained by the LP relaxation. The branch-and-bound algorithms often use LP relaxation and semi-relaxed problems as subroutines to obtain upper bounds and lower bounds, in order to determine how to traverse the branch-and-bound search tree (Chen et al. 2011, Wolsey 1998). The most popular ILP solvers such as CPLEX, Gurobi and MINTO each have different versions of branch-and-bound techniques with cutting plane algorithms and problem-specific heuristics.