

Probing an excited-state quantum phase transition in a quantum many-body system via an out-of-time-order correlator

Qian Wang^{1,2}

¹*Department of Physics, Zhejiang Normal University, Jinhua 321004, China*

²*Center for Theoretical Physics of Complex Systems,
Institute for Basic Science, Daejeon 34051, Korea*

Francisco Pérez-Bernal^{3,4}

³*Departamento de Ciencias Integradas y Centro de Estudios Avanzados en Física,
Matemáticas y Computación, Universidad de Huelva, Huelva 21071, Spain*

⁴*Instituto Carlos I de Física Teórica y Computacional, Universidad de Granada, Granada 18071, Spain*
(Dated: December 10, 2019)

Out-of-time-order correlators (OTOCs) play an increasingly important role in different fields of physics and in particular they provide a way of quantifying information scrambling in quantum many-body systems. We verify that an OTOC can be used to probe an excited-state quantum phase transition (ESQPT) in a quantum many-body system. We examine the dynamical properties of an OTOC in the Lipkin-Meshkov-Glick model, which undergoes an ESQPT, using the exact diagonalization method. We show that the long-time evolution of the proposed OTOC is remarkably different in the different phases of the ESQPT. In consequence, we put the long-time averaged value of the OTOC forward as a possible ESQPT order parameter. Our results highlight the connections between OTOCs and ESQPTs, opening the possibility of using OTOCs for accessing experimentally ESQPTs in quantum many-body systems.

I. INTRODUCTION

The concept of an excited-state quantum phase transition (ESQPT) was introduced as a generalization of the ground-state quantum phase transition (QPT) [1] to the realm of excited states. Their occurrence is associated with a singular behavior of the excited-state level density at a given critical energy, once a Hamiltonian control parameter passes through a critical value associated with the ground-state QPT [2, 3]. This divergence of the density of states at the critical energy in the mean-field limit is the most remarkable feature of ESQPTs [2–8]. In recent years, ESQPTs have been studied in several quantum many-body models (see, e.g., Ref. [6] and references therein) and have also been identified experimentally in different systems [9–13]. Furthermore, the impact of an ESQPT in the system nonequilibrium dynamics has attracted much attention [14–18]. It has been found that the evolution of isolated systems can be substantially slowed down [6, 19], decoherence processes in open systems can be enhanced [20, 21], and changes in the quantum work distribution can occur [22] under an ESQPT. In particular, an abrupt increase of the entropy at the critical point of the ESQPT has been revealed [23], which means that ESQPTs strongly influence the propagation of quantum information in many-body systems.

The out-of-time-order correlator (OTOC) was originally introduced by Larkin and Ovchinnikov in the context of superconductivity studies [24]. It has recently been rekindled [25] because it offers an interesting perspective on the occurrence of quantum chaos and on the exploration of information propagation in quantum many-body systems (see, e.g., [26, 27] and references therein). Possible OTOC realizations are currently being

investigated in many fields, offering different and interesting insights into physical systems. Some of the most important results involve the dynamics of quantum information [27–33]. The OTOC study has renewed the interest in the correspondence between classical and quantum chaos [34–45] with some analytical breakthroughs in the field of high-energy physics, mostly regarding the black hole information problem [46–48] and the Sachdev-Ye-Kitaev model [49, 50]. The OTOCs have also found application in condensed-matter systems (see, e.g., Refs. [51–60]) as well as in statistical physics [61–63]. It has been verified that OTOCs can be employed for the characterization of phase transitions in quantum many-body systems, e.g., ground-state QPTs [55, 57], many-body localization transitions [58], ergodic-nonergodic transitions [64, 65], and dynamical phase transitions [57]. Moreover, recent progress in the experimental detection of quantum correlations and in quantum control techniques applied to systems as atoms, molecules, or photons has led to the direct observation of an OTOC in spin [66, 67] and trapped ions [68] systems. Finally, a relationship between the OTOC for projection operators and the number of principal components (participation ratio) has been found recently [69]. The latter is another quantity that has proved very relevant in the study of ESQPTs in two-level systems [7]. In addition, the fact that OTOCs cast light upon ESQPTs can be expected if one considers that there exists a clear link between OTOCs and Loschmidt echoes [70], something that is clear from the OTOC definition provided below, and Loschmidt echoes are known to be strongly influenced by ESQPTs [21, 22].

Therefore, we zero in on revealing how the signatures of an ESQPT modify the dynamical properties of OTOCs, which are defined as follows [26, 37]. Given a system

with a Hamiltonian H , an initial state, and two operators W and V , the spread with time of the operator W can be probed through the expectation value of the squared module of a commutator with a second operator V ,

$$C_{w,v}(t) = \langle [W(t), V(0)]^\dagger [W(t), V(0)] \rangle \\ = 2 \text{Re}[A_{w,v}(t)] - 2 \text{Re}[F_{w,v}(t)], \quad (1)$$

where $W(t)$ is the operator W in the Heisenberg representation $W(t) = e^{iHt} W e^{-iHt}$. The commutator module is split into two terms. The first term $A_{w,v}(t) = \langle V^\dagger(0) W^\dagger(t) W(t) V(0) \rangle$ has the same time order as the usual response functions and it is a quantity that tends to a constant value for long times [57, 71]. The second term

$$F_{w,v}(t) = \langle W^\dagger(t) V^\dagger(0) W(t) V(0) \rangle, \quad (2)$$

has a particular out-of-time order, with a nontrivial time dependence. Therefore, the long-time dynamical properties of $C_{w,v}(t)$ are only determined by $F_{w,v}(t)$. Due to the special time ordering implicit in Eq. (2), $F_{w,v}(t)$ is dubbed an OTOC. If W and V are unitary operators, $C_{w,v}(t)$ in Eq. (1) can be further simplified to $C_{w,v}(t) = 2 - 2 \text{Re}[F_{w,v}(t)]$. In this case, the $C_{w,v}(t)$ time dependence is fully dependent on $F_{w,v}(t)$. In our case, the operators initially commute, $[W(0), V(0)] = 0$, but this is not a crucial restriction. In the literature, the average $\langle \cdot \rangle$ in the above-mentioned quantities was performed over the canonical ensemble, but, as in other recent works, we perform an average over initial states.

In this work we investigate the time evolution after a sudden quench of an OTOC for an isolated quantum many-body system which undergoes an ESQPT, the Lipkin-Meshkov-Glick (LMG) model [72]. Our results indicate that the selected OTOC can be considered as a candidate for the order parameter of the underlying ESQPT due to the drastic changes that occur when the quench drives the system across the ESQPT critical point. We confirm this result by examining the microcanonical OTOC, studying the time dependence for initial eigenstates above and below the critical energy of the ESQPT, and confirming that the OTOC evolution exhibits a sudden change when crossing the critical energy, making it possible to classify the ESQPT phases according to the OTOC long-time averaged value.

II. THE LIPKIN-MESHKOV-GLICK MODEL

The LMG model describes an Ising spin chain with infinite-range interactions. The collective spin operators are defined as $S_\gamma = \sum_{i=1}^N \sigma_\gamma^i$, with $\gamma = x, y, z$, where N is the total number of spins and σ_γ^i are the Pauli spin matrices for the i th spin. The Hamiltonian of the LMG model can be written as (see, e.g., Ref. [6])

$$H = -\frac{2(1-\alpha)}{\mathcal{S}} S_x^2 + \alpha(S_z + \mathcal{S}), \quad (3)$$

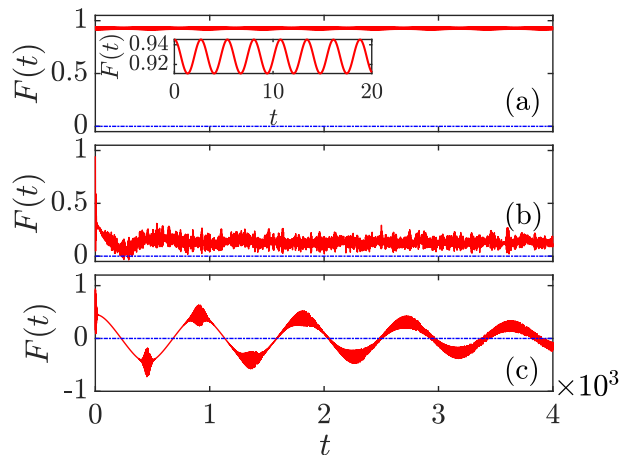


FIG. 1. (Color online) Time evolution of the OTOC $F(t)$ for three different λ values in the LMG model: (a) $\lambda = 0.1$, (b) $\lambda = 1$, and (c) $\lambda = 2$. Red solid (blue dot-dashed) lines are the real (imaginary) part of OTOC. The control parameter value is $\alpha = 0.4$ and the system size $N = 400$. The inset in (a) shows a close-up in the evolution of $F(t)$ within $0 \leq t \leq 20$. All quantities are unitless.

where the total spin of the system is a conserved quantity, i.e., $[S^2, H] = 0$. Therefore, we may restrict our study to the sector $\mathcal{S} = N/2$, reducing the Hilbert space to a dimension $\mathcal{D}_H = N + 1$. The control parameter is α , which takes values in the range $0 \leq \alpha \leq 1$.

It is known that, in the mean-field (or thermodynamic) limit, i.e., when $N \rightarrow \infty$, the LMG model exhibits a second-order QPT at a critical value of the control parameter $\alpha_c = 0.8$ [73–75]. It is worth pointing out that recent studies have shown that an OTOC can be a good probe for the ground-state QPT in the Lipkin model [57]. The $\langle S_x \rangle$ parameter acts as an order parameter for this ground-state phase transition. The phase with $\alpha < \alpha_c$ is the broken-symmetry phase, where $\langle S_x \rangle \propto |\alpha - \alpha_c|^{1/2}$, while for $\alpha > \alpha_c$, the phase is the symmetric phase with $\langle S_x \rangle = 0$ [76]. However, besides the ground-state QPT, the LMG model also undergoes an ESQPT with a critical energy $E_c = 0$ [20, 21]. In the following we focus on the identification of the signatures of this ESQPT making use of an OTOC.

In our study we follow the approach of Ref. [57], using the rescaled order parameter of the QPT in the LMG model as the OTOC operators (2), i.e., $V = W = S_x/\mathcal{S}$. Initially the system is prepared in the ground state of the Hamiltonian (3) and we consider the following sudden quench process. At $t = 0$, an external magnetic field along the z direction is added, with strength λ ; then we investigate numerically the evolution of the OTOC defined in Eq. (2) under the post quench Hamiltonian $H_f = H + \lambda S_z$, where H is provided by Eq. (3). The evolution of the operator W in the Heisenberg representation can be expressed as $W(t) = e^{iH_f t} W e^{-iH_f t}$.

Varying the strength of the external field, one can drive the system through the critical energy of the ESQPT.

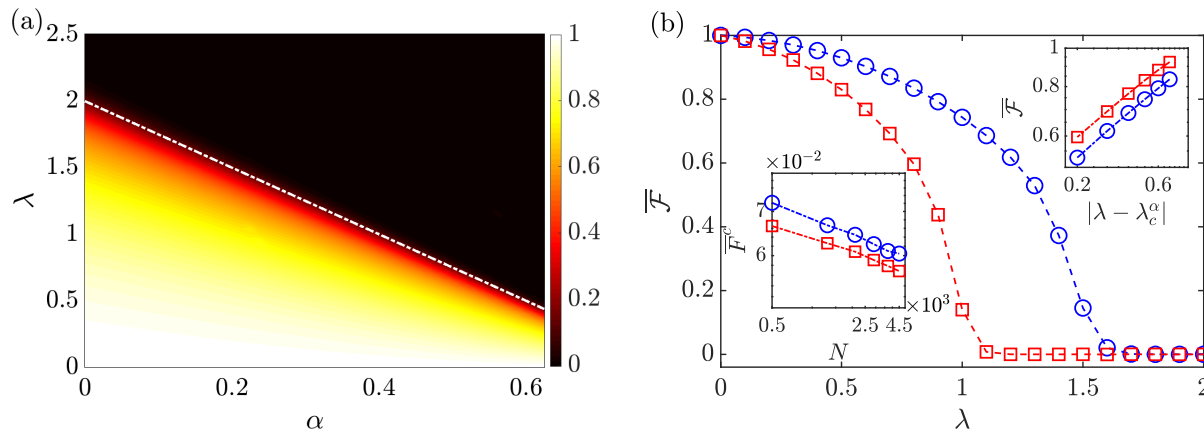


FIG. 2. (Color online) (a) Heat map depicting the normalized long-time averaged OTOC value \overline{F} as a function of α and λ for $N = 400$. The white dot-dashed line indicates the critical value of λ , obtained from Eq. (4). (b) Normalized long-time averaged OTOC value \overline{F} as a function of λ for $\alpha = 0.2$ (blue circles) and 0.4 (red squares) for $N = 400$. The left inset shows the critical value $\overline{F}^c = \overline{F}(\lambda_c)$ as a function of the system size N (on a log-log scale) for $(\alpha, \lambda_c) = (0.4, 1.0)$ (red squares) and $(\alpha, \lambda_c) = (0.2, 1.5)$ (blue circles). The right inset shows \overline{F} as a function of $|\lambda - \lambda_c^\alpha|$ (on a log-log scale) in the neighborhood of the critical point for a system size $N = 400$ and control parameter values $\alpha = 0.2$ (blue circles) and $\alpha = 0.4$ (red squares). In both panels \overline{F} is obtained normalizing \overline{F} , for each α value, by its $\lambda = 0$ initial value, i.e., $\overline{F} = \overline{F}/\overline{F}(\lambda = 0)$. All quantities are unitless.

The critical strength λ_c , which takes the LMG system to the critical energy $E_c = 0$, can be easily obtained through the semiclassical approach. The final result reads [20]

$$\lambda_c = \frac{1}{2}(4 - 5\alpha), \quad (4)$$

where α is such that $\alpha < \alpha_c = 0.8$.

To calculate numerically the OTOC in the LMG model, we diagonalize the pre- and post quench Hamiltonians of the model in the basis $|\mathcal{S}, m_x\rangle$, where $-\mathcal{S} \leq m_x \leq \mathcal{S}$. In this basis, the non-zero elements of the Hamiltonian matrix (3) are

$$\begin{aligned} \langle \mathcal{S}, m_x | H | \mathcal{S}, m_x \rangle &= -\frac{2(1-\alpha)}{\mathcal{S}} m_x^2 + \alpha \mathcal{S}, \\ \langle \mathcal{S}, m_x - 1 | H | \mathcal{S}, m_x \rangle &= \frac{\alpha}{2} \sqrt{\mathcal{S}(\mathcal{S}+1) - m_x(m_x-1)}. \end{aligned}$$

III. RESULTS

We present numerical simulation results for the OTOC (2) in the LMG model obtained by the exact diagonalization of the Hamiltonian. In Fig. 1 we plot the OTOC time evolution for a system size $N = 400$, $\alpha = 0.4$, and different values of λ . According to Eq. (4), the critical value of the external field strength in this case is $\lambda_c = 1$. Several remarkable features can be observed in Fig. 1. First, the imaginary part of $F(t)$ is always zero, regardless of the λ values. Second, the behavior of the real part of the OTOC, which we denote by $F_R(t)$, clearly depends on whether the value of λ is below or above the critical value $\lambda_c = 1$. Specifically, as shown in Fig. 1(a), $F_R(t)$ is characterized by a small-amplitude oscillation

around a large positive value for $\lambda < \lambda_c$ [see the inset in Fig. 1(a)]. Figure 1(b) displays the system evolution for $\lambda = \lambda_c = 1$, where $F_R(t)$, after a fast decrease to its minimum value, irregularly oscillates around a small nonzero positive value. However, when $\lambda > \lambda_c$, the oscillation pattern radically changes, transforming into a damped oscillation, as can be seen in Fig. 1(c). Once enough time passes, $F_R(t)$ reaches zero and the time-independent steady-state value of $F(t)$ equals zero.

The above-mentioned results confirm our assumption that the existence of an ESQPT in the system has a strong impact on the OTOC dynamical properties. In fact, the ESQPT is clearly disclosed by the singular behavior of the OTOC at the critical strength of the external field λ_c . In addition, states with energies above or under the critical energy value, in the different phases of the ESQPT, can be distinguished by the remarkable distinct OTOC dynamical behavior. Moreover, Fig. 1 evidences that the steady-state value of $F(t)$ is finite when $\lambda < \lambda_c$, while it is zero for $\lambda > \lambda_c$. To clarify this, we study the steady-state value of $F(t)$, which can be obtained by calculating the long-time averaged value of $F_R(t)$,

$$\overline{F} = \lim_{T \rightarrow \infty} \frac{1}{T} \int_0^T F_R(t) dt, \quad (5)$$

where T is the total evolution time.

The aforementioned features of $F(t)$ strongly indicate that \overline{F} can be identified as an order parameter for the ESQPT in the LMG model. To verify this statement, we evaluate \overline{F} in the LMG model, obtaining the results shown in Fig. 2. It is worth mentioning that, in order to capture all the intricacies of $F_R(t)$ in the numerical simulation, the total evolution time T in Eq. (5) should

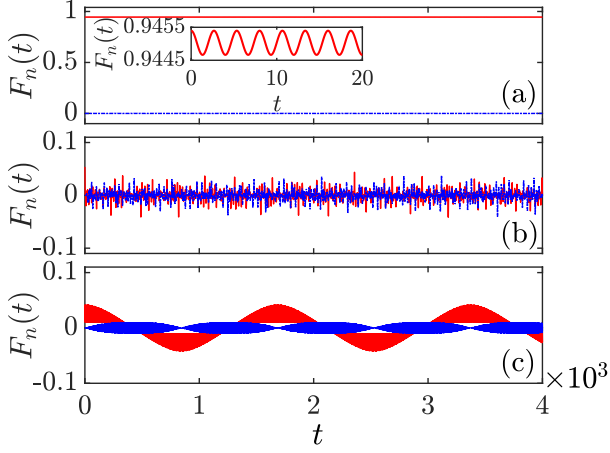


FIG. 3. Time evolution of the LMG microcanonical OTOC $F_n(t)$ for different initial states: (a) $|n=0\rangle$ with an energy $E_n/N = -0.4167$, (b) $|n=149\rangle$ with $E_n/N = -6.5419 \times 10^{-4}$, and (c) $|n=219\rangle$ with $E_n/N = 0.1467$. Red solid lines are the real part of $F_n(t)$ and blue dot-dashed lines denote the imaginary part of $F_n(t)$. Other parameter values are $\alpha = 0.4$ and $N = 300$. The inset in (a) shows a close-up of the evolution of $F_n(t)$ with $0 \leq t \leq 20$. The axes in all figures are unitless.

be large enough. In the present work, the total evolution time is $T = 10^4$, and we have checked that the results obtained for larger T values are qualitatively similar. We define the quantity $\overline{\mathcal{F}} = \overline{F}/\overline{F}(\lambda=0)$, which is obtained by normalizing the long-time averaged value of $F_R(t)$ by the $\lambda=0$ value of \overline{F} . This is the quantity depicted in Figs. 2(a) and 2(b).

In Fig. 2(a) we present the normalized long-time averaged value of the OTOC $\overline{\mathcal{F}}$ as a function of the α and λ parameters for a system size $N = 400$. We first note that $\overline{\mathcal{F}}$ is a continuous function of α and λ and it drops to zero once the white dot-dashed line that indicates the critical values λ_c is crossed. In Fig. 2(b) we depict vertical cuts of Fig. 2(a) for $\alpha = 0.2$ and 0.4 . In both cases, $\overline{\mathcal{F}}$ decreases and vanishes once λ reaches the critical value λ_c . This is the expected dependence for a ground-state QPT order parameter and therefore an analysis of the scaling properties of the long-time averaged OTOC value is germane to this discussion.

From the behavior of $\overline{\mathcal{F}}$ in both panels of Fig. 2, it seems reasonable to expect that the value of \overline{F} when $\lambda = \lambda_c$, denoted by \overline{F}^c , scales with the system size in such a way that it tends to zero in the thermodynamic limit. In order to check this point, we have included the left inset of Fig. 2(b), where \overline{F}^c is depicted as a function of the system size N for $\lambda_c = 1.0$ and 1.5 on a log-log scale. Using a least-squares fit, we find that the N dependence of \overline{F}^c follows a power law $\overline{F}^c \propto N^{-\mu}$ for both λ_c values, with a finite-size scaling exponent $\mu \approx 0.084(8)$. A second aspect of interest is what happens, for a given system size, when $\lambda \rightarrow \lambda_c^\alpha$. We have depicted in the right inset of Fig. 2(b) the dependence of $\overline{\mathcal{F}}$ as a function of

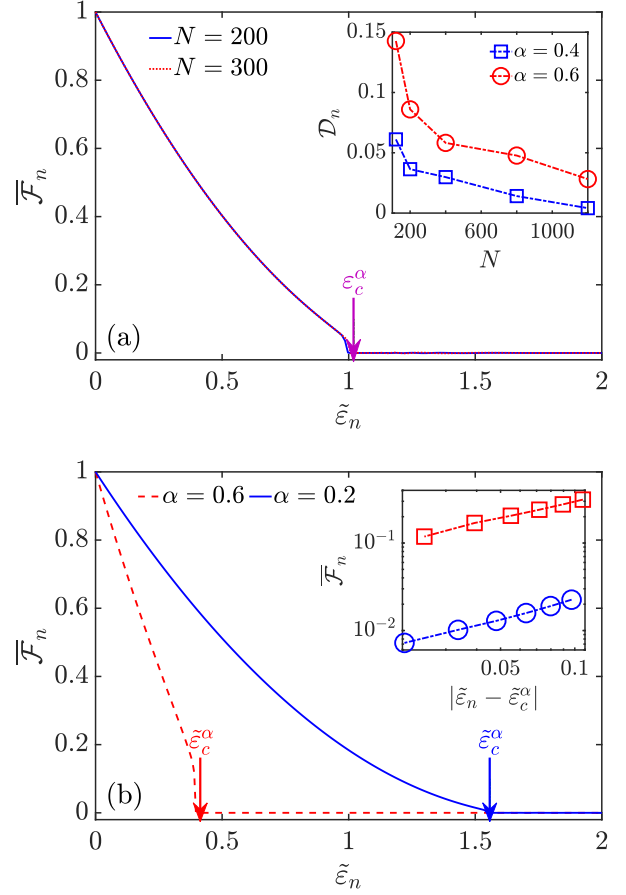


FIG. 4. (a) Normalized long-time averaged value of the microcanonical OTOC $\overline{\mathcal{F}}_n$ as a function of the rescaled energy $\tilde{\epsilon}_n$ for different system size values N with $\alpha = 0.4$. The purple arrow indicates the rescaled critical energy of the ESQPT with $\alpha = 0.4$. The inset shows the variation of $\overline{\mathcal{F}}_n$'s increase or decrease amplitude \mathcal{D}_n (see the text for its definition) near the critical energy with the system size N . (b) Normalized long-time averaged value of the microcanonical OTOC $\overline{\mathcal{F}}_n$ as a function of the rescaled energy $\tilde{\epsilon}_n$ for different values of α with $N = 300$. The blue and red arrows indicate the rescaled critical energy $\tilde{\epsilon}_c^\alpha$ for $\alpha = 0.2$ and $\alpha = 0.6$, respectively. The inset shows $\overline{\mathcal{F}}_n$ as a function of $|\tilde{\epsilon}_n - \tilde{\epsilon}_c^\alpha|$ (on a log-log scale) in the neighborhood of the critical energy for $\alpha = 0.2$ (blue circles) and $\alpha = 0.6$ (red squares). In both panels the long-time averaged value of the microcanonical OTOC has been normalized by its initial value for the ground state $n = 0$, i.e., $\overline{\mathcal{F}}_n = \overline{F}_n/\overline{F}_0$, while the eigenenergies are rescaled as $\tilde{\epsilon}_n = 2(E_n - E_0)/(E_{max} - E_0)$, where E_0 is the ground-state energy and E_{max} is the highest eigenstate energy. All quantities are unitless.

$|\lambda - \lambda_c^\alpha|$, on a log-log scale, for $N = 400$ and $\alpha = 0.2$ and 0.4 . The normalized long-time averaged value of the OTOC decreases following a power law when λ tends to λ_c^α , $\overline{\mathcal{F}} \propto |\lambda - \lambda_c^\alpha|^{\gamma_\lambda}$, regardless of the value of α or N . By employing a least-squares fit, we find that for a different control parameter and system size values, $\gamma_\lambda \approx 0.36(1)$, which differs from the exponent obtained for the ground-

state QPT order parameter [76]. The aforementioned results confirm that the presence of an ESQPT in the LMG system is clearly revealed by the long-time averaged value of the OTOC and indicate that \bar{F} may play the role of an order parameter for the ESQPT.

So far, we have discussed the possibility of using an OTOC to probe the ESQPT in the LMG model parameter space, verifying that the long-time averaged value of the OTOC behaves as an order parameter for the ESQPT. However, as already mentioned, it is well known that ESQPTs are characterized by a singularity in the density of states at the critical energy in the mean-field limit. In order to further confirm our claim that the OTOC may be an order parameter for the ESQPT in the LMG model, we proceed further by studying the OTOC time dependence for different energy levels.

To this end, we investigate the properties of the microcanonical OTOC [37, 44], defined as

$$F_n(t) = \langle n | W^\dagger(t) V^\dagger(0) W(t) V(0) | n \rangle, \quad (6)$$

where, as previously, $V = W = S_x/S$ and $|n\rangle$ is the n th eigenstate of the LMG Hamiltonian (3), whose energy is E_n . We fix the parameter α , compute the Heisenberg representation of W , $W(t) = e^{iHt} W e^{-iHt}$, and calculate the time dependence of $F_n(t)$ for different energy levels.

We plot in Fig. 3 the time dependence of $F_n(t)$ for three representative energies of the system: one that lies below the critical energy [Fig. 3(a)], the closest level to the critical energy level [Fig. 3(b)], and a third one, well above the critical energy [Fig. 3(c)]. From this figure one can see that the imaginary part of $F_n(t)$ is always zero, or close to zero, in the three cases considered. For the ground state $n = 0$ [cf. Fig. 3(a)], the real part of $F_n(t)$ oscillates around a finite value with a small amplitude [see the inset of Fig. 3(a)]. Increasing the energy level n gradually makes the real part of $F_n(t)$ oscillate around a smaller value, simultaneously increasing the oscillation amplitude. In the case of the energy level closest to the critical energy, both the imaginary and real parts of $F_n(t)$ oscillate around zero with irregular patterns [cf. Fig. 3(b)]. Once $E > E_c$, the real part of $F_n(t)$, $F_{n,R}(t)$, exhibits small oscillations around zero, of an amplitude that decreases with time. This indicates that the steady-state value of $F_n(t)$ is zero. Therefore, the long-time averaged value of $F_n(t)$ is close to zero in the neighborhood of the critical energy.

The $F_n(t)$ features shown in the three panels of Fig. 3 imply a drastic change of the dynamical properties of the microcanonical OTOC at $E = E_c = 0$, something that is consistent with the role played by the ESQPT critical energy in the LMG model. Hence, the existence of an ESQPT at the critical energy $E_c = 0$ in the LMG model can be unambiguously detected from the microcanonical OTOC dynamics. Moreover, one can also expect that states belonging to different phases of the ESQPT may be characterized, in energy space, by different long-time averaged values. Therefore, in a similar way as in Eq. (5), we compute a long-time aver-

aged value of $F_{n,R}(t)$. To check this we calculate the steady-state value of $F_n(t)$, denoted by \bar{F}_n , over a time interval $T = 10^4$. The obtained results are plotted in Fig. 4, where we plot $\bar{\mathcal{F}}_n$, defined normalizing \bar{F}_n by \bar{F}_0 , $\bar{\mathcal{F}}_n = \bar{F}_n/\bar{F}_0$, as a function of the rescaled system energy levels $\tilde{\varepsilon}_n = 2(E_n - E_0)/(E_{max} - E_0)$. Here E_0 is the ground-state energy and E_{max} denotes the maximum energy value.

From Fig. 4(a) one can be aware that $\bar{\mathcal{F}}_n$ is nonzero for $\tilde{\varepsilon}_n < \tilde{\varepsilon}_c^\alpha$, vanishing gradually as the energy of the system approaches the ESQPT critical energy. This is akin to the behavior exhibited by a ground-state QPT standard order parameter [76]. The transition point, at which the value of $\bar{\mathcal{F}}_n$ becomes zero, is in the vicinity of the rescaled critical energy $\tilde{\varepsilon}_c^\alpha$ as $N \rightarrow \infty$. It is worth emphasizing that $\bar{\mathcal{F}}_n$ undergoes an abrupt change around the critical energy. This can be explained as an effect of the system's finite size. In fact, finite-size systems have a set of eigenstates with energies close to the critical one. Hence, the value of $\bar{\mathcal{F}}_n$ for these eigenstates will be very small. Outside this region, the eigenstates with $\tilde{\varepsilon}_n < \tilde{\varepsilon}_c^\alpha$ will lead to finite $\bar{\mathcal{F}}_n$ values and at the boundary of this region $\bar{\mathcal{F}}_n$ exhibits an abrupt change. The width of this region decreases as N increases, and one can expect that the sudden change amplitude of $\bar{\mathcal{F}}_n$ in the neighborhood of the critical point will eventually disappear in the thermodynamic limit. The inset of Fig. 4(a) shows how the sudden change in the vicinity of the critical energy, which we denoted by \mathcal{D}_n , changes with the system size N . Here \mathcal{D}_n is defined as the difference between the maximum and minimum values of $\bar{\mathcal{F}}_n$ in the region $n \in [n_c - 15, n_c + 5]$, where n_c is the number of energy levels with $E_{n_c} \approx E_c = 0$. We have carefully checked that the abrupt change in $\bar{\mathcal{F}}_n$ is indeed located in the above region. Clearly, for different values of α , \mathcal{D}_n quickly decreases and approaches zero for increasing N . The above-mentioned behavior of $\bar{\mathcal{F}}_n$ can be clearly observed for other α values different from $\alpha = 0.4$, for a given system size [cf. Fig. 4(b)]. Furthermore, the inset in Fig. 4(b) shows that the decay of $\bar{\mathcal{F}}_n$ close to the critical energy also follows a power law, i.e., $\bar{\mathcal{F}}_n \propto |\tilde{\varepsilon}_n - \tilde{\varepsilon}_c^\alpha|^{\gamma_\varepsilon}$, with $\gamma_\varepsilon \approx 0.69(5)$, irrespective of the α value.

The results shown in the above figures support our claim that the ESQPT in the LMG model has a strong impact on the OTOC dynamics. The ESQPT existence can be clearly detected from the OTOC time dependence and its dynamical behavior. In particular, the OTOC long-time averaged value can be used as an order parameter for the ESQPT.

IV. CONCLUSION

To summarize, we have investigated in detail how an OTOC in a two-level quantum many-body system (the LMG model) is affected by the existence of an ESQPT, characterized by the divergence in the local density of states. We have shown that the ESQPT has significant

effects on the OTOC dynamics. As a consequence, the calculation of the OTOC dynamics for the system eigenstates allowed us to detect the presence of an ESQPT in the spectrum, estimate the critical energy value for this ESQPT, and distinguish between the different phases.

The definition of an order parameter for ESQPTs like the one presented in this work is still an open problem [3] which is the subject of current studies [77]. The connection between the OTOC and the ESQPT that we have presented provides a possible venue to define an order parameter for ESQPTs, offering a deeper understanding on these quantum phase transitions. We should point out that, even though the ESQPT studied in this work is a particular one, characterized by a divergence of the density of states at the critical energy in the thermodynamic limit, we expect that our results are still valid for other ESQPT types, e.g., those ESQPTs identified by a divergence in the first-order derivative of the density of states with respect to the energy. Another relevant issue is the identification of the requirements that operators W and V should fulfill in order that the OTOC can be used as a detector between the different quantum phases. Very recent semianalytical results [78] imply that to distinguish phases in many-body systems through OTOCs, W and V should be chosen as the order parameter of the equilibrium phase transition. However, in order to get a deeper perspective and to reach more general conclusions on the relation between OTOCs and quantum phase transitions, further work is still needed. We hope

that our present results encourage others to explore the dynamic signatures of ESQPTs via OTOCs in the future.

Finally, the successful measurement of OTOCs in recent experiments involving different quantum many-body systems [66–68] may pave the way to an experimental test of the obtained results in quantum simulators. This provides a promising venue for both theoretical and experimental investigation of ESQPTs in quantum interacting systems.

ACKNOWLEDGMENTS

Q.W. is very grateful to the the Center for Theoretical Physics of Complex Systems, Institute for Basic Science, South Korea. This work was supported by National Natural Science Foundation of China (Grant No. 11805165). F.P. B. thanks the Consejera de Conocimiento, Investigacin y Universidad, Junta de Andaluca, and European Regional Development Fund (Grant No. SOMM17/6105/UGR), and the Centro de Estudios Avanzados de Fsica, Matemáticas y Computacin (CEAFMC) of the Universidad de Huelva. Computer resources supporting this work were provided in part by the CEAFMC and Universidad de Huelva High Performance Computer located at the Campus Universitario el Carmen and funded by FEDER/MINECO Project No. UNHU-15CE-2848.

-
- [1] L. Carr, *Understanding Quantum Phase Transitions*, Condensed Matter Physics (Taylor and Francis, Hoboken, 2010).
 - [2] P. Cejnar, M. Macek, S. Heinze, J. Jolie, and J. Dobes, *J. Phys. A: Math. and Gen.* **39**, L515 (2006).
 - [3] M. Caprio, P. Cejnar, and F. Iachello, *Ann. Phys.* **323**, 1106 (2008).
 - [4] T. Brandes, *Phys. Rev. E* **88**, 032133 (2013).
 - [5] P. Stránský, M. Macek, and P. Cejnar, *Ann. Phys.* **345**, 73 (2014).
 - [6] L. F. Santos, M. Távora, and F. Pérez-Bernal, *Phys. Rev. A* **94**, 012113 (2016).
 - [7] L. F. Santos and F. Pérez-Bernal, *Phys. Rev. A* **92**, 050101 (2015).
 - [8] F. Pérez-Bernal and L. F. Santos, *Progr. Phys. Fortschr. Phys.* **65**, 1600035 (2017).
 - [9] D. Larese and F. Iachello, *J. Molec. Struct.* **1006**, 611 (2011).
 - [10] D. Larese, F. Pérez-Bernal, and F. Iachello, *J. Molec. Struct.* **1051**, 310 (2013).
 - [11] B. Dietz, F. Iachello, M. Miski-Oglu, N. Pietralla, A. Richter, L. von Smekal, and J. Wambach, *Phys. Rev. B* **88**, 104101 (2013).
 - [12] L. Zhao, J. Jiang, T. Tang, M. Webb, and Y. Liu, *Phys. Rev. A* **89**, 023608 (2014).
 - [13] J. Khalouf-Rivera, M. Carvajal, L. F. Santos, and F. Pérez-Bernal, *The Journal of Physical Chemistry A* **123**, 9544 (2019), pMID: 31596086, <https://doi.org/10.1021/acs.jpca.9b07338>.
 - [14] R. Puebla, A. Relaño, and J. Retamosa, *Phys. Rev. A* **87**, 023819 (2013).
 - [15] R. Puebla and A. Relaño, *Phys. Rev. E* **92**, 012101 (2015).
 - [16] G. Engelhardt, V. M. Bastidas, W. Kopylov, and T. Brandes, *Phys. Rev. A* **91**, 013631 (2015).
 - [17] W. Kopylov and T. Brandes, *New J. Phys.* **17**, 103031 (2015).
 - [18] M. Kloc, P. Stránský, and P. Cejnar, *Phys. Rev. A* **98**, 013836 (2018).
 - [19] Q. Wang and F. Pérez-Bernal, *Phys. Rev. A* **100**, 022118 (2019).
 - [20] A. Relaño, J. M. Arias, J. Dukelsky, J. E. García-Ramos, and P. Pérez-Fernández, *Phys. Rev. A* **78**, 060102 (2008).
 - [21] P. Pérez-Fernández, A. Relaño, J. M. Arias, J. Dukelsky, and J. E. García-Ramos, *Phys. Rev. A* **80**, 032111 (2009).
 - [22] Q. Wang and H. T. Quan, *Phys. Rev. E* **96**, 032142 (2017).
 - [23] C. M. Lóbez and A. Relaño, *Phys. Rev. E* **94**, 012140 (2016).
 - [24] A. I. Larkin and Y. N. Ovchinnikov, *Sov. Phys. JETP* **28**, 1200 (1969).
 - [25] A. Kitaev, “A simple model of quantum holography,” <http://online.kitp.ucsb.edu/online/entangled15/kitaev/> (2015), KITP Program: Entanglement in Strongly Correlated Quantum Matter.
 - [26] B. Swingle, *Nat. Phys.* **14**, 988 (2018).

- [27] D. A. Roberts and B. Swingle, *Phys. Rev. Lett.* **117**, 091602 (2016).
- [28] D. J. Luitz and Y. Bar Lev, *Phys. Rev. B* **96**, 020406 (2017).
- [29] E. Iyoda and T. Sagawa, *Phys. Rev. A* **97**, 042330 (2018).
- [30] C. W. von Keyserlingk, T. Rakovszky, F. Pollmann, and S. L. Sondhi, *Phys. Rev. X* **8**, 021013 (2018).
- [31] M. Niknam, L. F. Santos, and D. G. Cory, arXiv e-prints (2018), arXiv:1808.04375 [quant-ph].
- [32] R. J. Lewis-Swan, A. Safavi-Naini, J. J. Bollinger, and A. M. Rey, *Nat. Commun.* **10**, 1581 (2019).
- [33] Y. Alavirad and A. Lavasani, *Phys. Rev. A* **99**, 043602 (2019).
- [34] J. Maldacena, S. H. Shenker, and D. Stanford, *J. High Energy Phys.* **2016**, 106 (2016).
- [35] P. Hosur, X.-L. Qi, D. A. Roberts, and B. Yoshida, *J. High Energy Phys.* **2016**, 4 (2016).
- [36] I. Kukuljan, S. c. v. Grozdanov, and T. c. v. Prosen, *Phys. Rev. B* **96**, 060301 (2017).
- [37] K. Hashimoto, K. Murata, and R. Yoshii, *J. High Energy Phys.* **2017**, 138 (2017).
- [38] E. B. Rozenbaum, S. Ganeshan, and V. Galitski, *Phys. Rev. Lett.* **118**, 086801 (2017).
- [39] E. B. Rozenbaum, S. Ganeshan, and V. Galitski, *Phys. Rev. B* **100**, 035112 (2019).
- [40] I. García-Mata, M. Saraceno, R. A. Jalabert, A. J. Roncaglia, and D. A. Wisniacki, *Phys. Rev. Lett.* **121**, 210601 (2018).
- [41] R. A. Jalabert, I. García-Mata, and D. A. Wisniacki, *Phys. Rev. E* **98**, 062218 (2018).
- [42] E. M. Fortes, I. García-Mata, R. A. Jalabert, and D. A. Wisniacki, *Phys. Rev. E* **100**, 042201 (2019).
- [43] E. J. Torres-Herrera, A. M. García-García, and L. F. Santos, *Phys. Rev. B* **97**, 060303 (2018).
- [44] J. Chávez-Carlos, B. López-del Carpio, M. A. Bastarrachea-Magnani, P. Stránský, S. Lerma-Hernández, L. F. Santos, and J. G. Hirsch, *Phys. Rev. Lett.* **122**, 024101 (2019).
- [45] S. Pilatowsky-Cameo, J. Chavez-Carlos, M. A. Bastarrachea-Magnani, P. Strnsk, S. Lerma-Hernandez, L. F. Santos, and J. G. Hirsch, arXiv e-prints (2019), arXiv:1909.02578 [cond-mat.stat-mech].
- [46] N. Lashkari, D. Stanford, M. Hastings, T. Osborne, and P. Hayden, *J. High Energy Phys.* **2013**, 22 (2013).
- [47] S. H. Shenker and D. Stanford, *J. High Energy Phys.* **2014**, 67 (2014).
- [48] J. Maldacena, D. Stanford, and Z. Yang, *Fortschr. Phys.* **65**, 1700034 (2017).
- [49] J. Polchinski and V. Rosenhaus, *J. High Energy Phys.* **2016**, 1 (2016).
- [50] J. Maldacena and D. Stanford, *Phys. Rev. D* **94**, 106002 (2016).
- [51] B. Swingle and D. Chowdhury, *Phys. Rev. B* **95**, 060201 (2017).
- [52] A. A. Patel and S. Sachdev, *Proc. Natl. Acad. Sci.* **114**, 1844 (2017).
- [53] A. A. Patel, D. Chowdhury, S. Sachdev, and B. Swingle, *Phys. Rev. X* **7**, 031047 (2017).
- [54] B. Dóra and R. Moessner, *Phys. Rev. Lett.* **119**, 026802 (2017).
- [55] H. Shen, P. Zhang, R. Fan, and H. Zhai, *Phys. Rev. B* **96**, 054503 (2017).
- [56] Z.-H. Sun, J.-Q. Cai, Q.-C. Tang, Y. Hu, and H. Fan, arXiv e-prints (2018), arXiv:1811.11191 [quant-ph].
- [57] M. Heyl, F. Pollmann, and B. Dóra, *Phys. Rev. Lett.* **121**, 016801 (2018).
- [58] Y. Huang, Y.-L. Zhang, and X. Chen, *Ann. Phys.-Berlin* **529**, 1600318 (2017).
- [59] R. Fan, P. Zhang, H. Shen, and H. Zhai, *Sci. Bull.* **62**, 707 (2017).
- [60] S. Sahu, S. Xu, and B. Swingle, *Phys. Rev. Lett.* **123**, 165902 (2019).
- [61] M. Campisi and J. Goold, *Phys. Rev. E* **95**, 062127 (2017).
- [62] A. Chenu, I. L. Egusquiza, J. Molina-Vilaplana, and A. del Campo, *Sci. Rep.* **8**, 12634 (2018).
- [63] A. Chenu, J. Molina-Vilaplana, and A. del Campo, *Quantum* **3**, 127 (2019).
- [64] W. Buijsman, V. Gritsev, and R. Sprik, *Phys. Rev. Lett.* **118**, 080601 (2017).
- [65] S. Ray, S. Sinha, and K. Sengupta, *Phys. Rev. A* **98**, 053631 (2018).
- [66] J. Li, R. Fan, H. Wang, B. Ye, B. Zeng, H. Zhai, X. Peng, and J. Du, *Phys. Rev. X* **7**, 031011 (2017).
- [67] K. X. Wei, C. Ramanathan, and P. Cappellaro, *Phys. Rev. Lett.* **120**, 070501 (2018).
- [68] M. Gärttner, J. G. Bohnet, A. Safavi-Naini, M. L. Wall, J. J. Bollinger, and A. M. Rey, *Nat. Phys.* **13**, 781 (2017).
- [69] F. Borgonovi, F. M. Izrailev, and L. F. Santos, *Phys. Rev. E* **99**, 052143 (2019).
- [70] A. Peres, *Phys. Rev. A* **30**, 1610 (1984).
- [71] Y. Gu and X.-L. Qi, *Journal of High Energy Physics* **2016**, 129 (2016).
- [72] H. J. Lipkin, N. Meshkov, and A. J. Glick, *Nucl. Phys.* **62**, 188 (1965).
- [73] S. Dusuel and J. Vidal, *Phys. Rev. Lett.* **93**, 237204 (2004).
- [74] F. Leyvraz and W. D. Heiss, *Phys. Rev. Lett.* **95**, 050402 (2005).
- [75] O. Castaños, R. López-Peña, J. G. Hirsch, and E. López-Moreno, *Phys. Rev. B* **74**, 104118 (2006).
- [76] R. Botet and R. Jullien, *Phys. Rev. B* **28**, 3955 (1983).
- [77] P. Pérez-Fernández and A. Relaño, *Phys. Rev. E* **96**, 012121 (2017).
- [78] C. B. Dağ, K. Sun, and L.-M. Duan, *Phys. Rev. Lett.* **123**, 140602 (2019).