

Parametrization of the Yukawa matrix in the scotogenic model and single-zero textures of the neutrino mass matrix

Teruyuki Kitabayashi*

Department of Physics, Tokai University, 4-1-1 Kitakaname, Hiratsuka, Kanagawa 259-1292, Japan

As the first topic, we propose a new parametrization of the complex Yukawa matrix in the scotogenic model. The new parametrization is compatible with the particle data group parametrization of the neutrino sector. Some analytical expressions for the neutrino masses with the new parametrization are shown. As the second topic, we consider the phenomenology of the scotogenic model with the one-zero-textures of the neutrino flavor mass matrix. One of the six patterns of the neutrino mass matrix is favorable for the real Yukawa matrix. On the other hand, for the complex Yukawa matrix, five of the six patterns are compatible with observations of the neutrino oscillations, dark matter relic abundance and branching ratio of the $\mu \rightarrow e\gamma$ process.

PACS numbers: 14.60.Pq, 95.35.+d, 98.80.Cq

I. INTRODUCTION

The nature of the dark matter and neutrinos cannot be explained within the standard model of particle physics. The new physics beyond the standard model may provide the hints of these problems. The scotogenic model can simultaneously account for dark matter candidates and the origin of tiny masses of neutrinos [1]. In this model, neutrino masses are generated by one-loop interactions mediated by a dark matter candidate. One-loop interactions related to dark matter and neutrino mass have been extensively studied in the literature [2–53].

On the other hand, there have been various discussions on flavor neutrino mass matrices with zero elements [54]. The origin of such texture zeros was discussed in Refs.[55–63]. In particular, texture of the flavor neutrino mass matrix with single-zero element is called one-zero-textures. There are six patterns for the one-zero-textures of the flavor neutrino mass matrix, which are usually denoted by G_1, G_2, \dots, G_6 . The phenomenology of the one-zero-textures was studied, for examples, in Refs.[64–67]. Also, the experimental potential of probing the texture-zero models has been discussed. For example, see the Ref.[68] for the possibility of probing different texture-zero flavor mass matrices at DUNE.

Recently, the author has reported a relation of the scotogenic model with the one-zero-textures of the neutrino flavor mass matrix for the real Yukawa matrix [50]. If the elements of the Yukawa matrix in the scotogenic model are real, one of six pattern in the one-zero-textures, G_3 , is favorable. Three patterns (G_1, G_4 and G_6) are impossible in the scotogenic model with the real Yukawa matrix. Two patterns (G_2 and G_5) are not favorable within the scotogenic model with the real Yukawa matrix because the predicted neutrino oscillation data, the relic abundance of dark matter, and the upper limit of the branching ratio of the $\mu \rightarrow e\gamma$ process should be unlikely or be

out of the range of the observed data.

In this paper, we enlarge the previous argument [50] on the relation of the scotogenic model with the one-zero-textures of the neutrino flavor mass matrix to include the complex elements in the Yukawa matrix. There are the following two main topics in this paper:

- We propose a new parametrization of the complex Yukawa matrix in the scotogenic model. The new parametrization is compatible with the particle data group parametrization of the neutrino sector [69]. For the phenomenology of the scotogenic model with the PDG parametrization, the parametrization of the Yukawa matrix which is proposed in this paper may be useful.
- In the previous study [50], all elements of the Yukawa matrix are real, so that three patterns (G_1, G_4 and G_6) in the one-zero-textures are impossible in the scotogenic model. If we include the complex Yukawa matrix elements, or equivalently CP-violating phases, the results may have been different. Some analysis of this topic will be found in this paper.

This paper is organized as follows. In Sec.II, a brief review of the scotogenic model is provided. In Sec.III, we propose a new parametrization of the complex Yukawa matrix and show some analytical expressions for the neutrino masses in the scotogenic model with the new parametrization. In Sec.IV, some phenomenological study of the scotogenic model with the complex Yukawa matrix in the one-zero-textures of the neutrino flavor neutrino mass matrix scheme will be shown. Finally, Sec.V is devoted to summary.

II. SCOTOGENIC MODEL

We show a brief review of the scotogenic model [1]. The scotogenic model has three extra Majorana $SU(2)_L$ singlets N_k ($k = 1, 2, 3$) and one new scalar $SU(2)_L$ doublet $\eta = (\eta^+, \eta^0)$. N_k and η are odd under Z_2 symmetry

*Electronic address: teruyuki@tokai-u.jp

while other fields are even under Z_2 symmetry. The Lagrangian of the scotogenic model contains new terms for the new fields,

$$\mathcal{L} \supset Y_{\alpha k}(\bar{\nu}_{\alpha L}\eta^0 - \bar{\ell}_{\alpha L}\eta^+)N_k + \frac{1}{2}M_k\bar{N}_k N_k^C + H.c., \quad (1)$$

and the scalar potential of the model contains the quartic scalar interaction

$$V \supset \frac{1}{2}\lambda(\Phi^\dagger\eta)^2 + H.c., \quad (2)$$

where $L_\alpha = (\nu_\alpha, \ell_\alpha)$ is the left-handed lepton doublet and $\Phi = (\phi^+, \phi^0)$ is the Higgs doublet in the standard model. The elements of the flavor neutrino mass matrix

$$M_\nu = \begin{pmatrix} M_{ee} & M_{e\mu} & M_{e\tau} \\ - & M_{\mu\mu} & M_{\mu\tau} \\ - & - & M_{\tau\tau} \end{pmatrix}, \quad (3)$$

where the symbol “-” denotes a symmetric partner, are obtained as

$$M_{\alpha\beta} = \sum_{k=1}^3 Y_{\alpha k} Y_{\beta k} \Lambda_k, \quad (4)$$

where

$$\Lambda_k = \frac{\lambda v^2}{16\pi^2} \frac{M_k}{m_0^2 - M_k^2} \left(1 - \frac{M_k^2}{m_0^2 - M_k^2} \ln \frac{m_0^2}{M_k^2} \right), \quad (5)$$

$$m_0^2 = \frac{1}{2}(m_R^2 + m_I^2), \quad (6)$$

and v , m_R , and m_I denote the vacuum expectation value of the Higgs field, and the masses of $\sqrt{2}\text{Re}[\eta^0]$ and $\sqrt{2}\text{Im}[\eta^0]$, respectively.

The scotogenic model predicts the existence of particle dark matter. The lightest Z_2 odd particle is stable in the particle spectrum. This lightest Z_2 odd particle becomes a dark matter candidate. We assume that the lightest Majorana singlet fermion, N_1 , becomes the dark matter and N_1 is considered to be almost degenerate with the next to lightest Majorana singlet fermion N_2 , $M_1 \lesssim M_2 < M_3$. In this case, the (co)annihilation cross section times the relative velocity of annihilation particles v_{rel} is given by [3, 5, 8, 11, 70]

$$\sigma_{ij}|v_{\text{rel}}| = a_{ij} + b_{ij}v_{\text{rel}}^2, \quad (7)$$

with

$$a_{ij} = \frac{1}{8\pi} \frac{M_1^2}{(M_1^2 + m_0^2)^2} \sum_{\alpha\beta} |Y_{\alpha i} Y_{\beta j}^* - Y_{\alpha j}^* Y_{\beta i}|^2, \quad (8)$$

$$b_{ij} = \frac{m_0^4 - 3m_0^2 M_1^2 - M_1^4}{3(M_1^2 + m_0^2)^2} a_{ij} + \frac{1}{12\pi} \frac{M_1^2(M_1^4 + m_0^4)}{(M_1^2 + m_0^2)^4} \sum_{\alpha\beta} |Y_{\alpha i} Y_{\alpha j}^* Y_{\beta i} Y_{\beta j}^*|,$$

where σ_{ij} ($i, j = 1, 2$) is annihilation cross section for $N_i N_j \rightarrow \bar{f} f$. The effective cross section σ_{eff} is obtained as

$$\sigma_{\text{eff}} = \frac{g_1^2}{g_{\text{eff}}^2} \sigma_{11} + \frac{2g_1 g_2}{g_{\text{eff}}^2} \sigma_{12} (1 + \Delta M)^{3/2} e^{-\Delta M \cdot x} + \frac{g_2^2}{g_{\text{eff}}^2} \sigma_{22} (1 + \Delta M)^3 e^{-2\Delta M \cdot x}, \quad (9)$$

where $\Delta M = (M_2 - M_1)/M_1$ depicts the mass splitting ratio of the degenerate singlet fermions, $x = M_1/T$ denotes the ratio of the mass of lightest singlet fermion to the temperature T and g_1 and g_2 are the number of degrees of freedom of N_1 and N_2 , respectively, and

$$g_{\text{eff}} = g_1 + g_2 (1 + \Delta M)^{3/2} e^{-\Delta M \cdot x}. \quad (10)$$

Since N_1 is considered almost degenerate with N_2 , we have $\Delta M \simeq 0$ and obtain

$$\sigma_{\text{eff}}|v_{\text{rel}}| = a_{\text{eff}} + b_{\text{eff}}v_{\text{rel}}^2, \quad (11)$$

where

$$a_{\text{eff}} = \frac{a_{11}}{4} + \frac{a_{12}}{2} + \frac{a_{22}}{4},$$

$$b_{\text{eff}} = \frac{b_{11}}{4} + \frac{b_{12}}{2} + \frac{b_{22}}{4}. \quad (12)$$

The thermally averaged cross section can be written as $\langle \sigma_{\text{eff}}|v_{\text{rel}}| \rangle = a_{\text{eff}} + 6b_{\text{eff}}/x$ and the relic abundance of cold dark matter is estimated to be

$$\Omega h^2 = \frac{1.07 \times 10^9 x_f}{g_*^{1/2} m_{\text{pl}} (\text{GeV}) (a_{\text{eff}} + 3b_{\text{eff}}/x_f)}, \quad (13)$$

where $m_{\text{pl}} = 1.22 \times 10^{19} \text{GeV}$, $g_* = 106.75$ and

$$x_f = \ln \frac{0.038 g_{\text{eff}} m_{\text{pl}} M_1 \langle \sigma_{\text{eff}}|v_{\text{rel}}| \rangle}{g_*^{1/2} x_f^{1/2}}. \quad (14)$$

In the scotogenic model, flavor-violating processes such as $\mu \rightarrow e\gamma$ are induced at the one-loop level. The branching ratio of $\mu \rightarrow e\gamma$ is given by [3]

$$\text{Br}(\mu \rightarrow e\gamma) = \frac{3\alpha_{\text{em}}}{64\pi(G_F m_0^2)^2} \left| \sum_{k=1}^3 Y_{\mu k} Y_{ek}^* F\left(\frac{M_k}{m_0}\right) \right|^2 \quad (15)$$

where α_{em} denotes the fine-structure constant, G_F denotes the Fermi coupling constant and $F(x)$ is defined by

$$F(x) = \frac{1 - 6x^2 + 3x^4 + 2x^6 - 6x^4 \ln x^2}{6(1 - x^2)^4}. \quad (16)$$

III. PARAMETRIZATION OF YUKAWA MATRIX

A. Yukawa matrix

In order to obtain any phenomenological prediction in the scotogenic model, the elements of the Yukawa matrix

$$Y = \begin{pmatrix} Y_{e1} & Y_{e2} & Y_{e3} \\ Y_{\mu 1} & Y_{\mu 2} & Y_{\mu 3} \\ Y_{\tau 1} & Y_{\tau 2} & Y_{\tau 3} \end{pmatrix}, \quad (17)$$

should be determined. This matrix is closely connected with the neutrino sector.

There are several ways for parametrization of the Yukawa matrix. For example, Suematsu, et.al. proposed a parametrization of the Yukawa matrix [8] with the assumption of the tribimaximal mixing in the neutrino sector [71–73]. The exact tribimaximal pattern is approximately consistent with the observed solar and atmospheric neutrino mixings; however, it predicts a vanishing reactor neutrino mixing angle. The observed reactor neutrino mixing angle is small but moderately large.

Although the exact tribimaximal pattern cannot be the correct description of the neutrino sector, the way to determine the Yukawa matrix elements for the exact tribimaximal pattern [8] is still useful. For example, using the method in Ref. [8], Singirala proposed the following parametrization [43]

$$Y = \begin{pmatrix} Y_{e1} & Y_{e2} & Y_{e3} \\ -0.68Y_{e1} & Y_{e2} & 3.56Y_{e3} \\ 0.31Y_{e1} & -Y_{e2} & 4.55Y_{e3} \end{pmatrix}, \quad (18)$$

for an modified tribimaximal mixing [74] (see also [75])

$$U = U_{\text{MTB}} = \begin{pmatrix} \cos \theta & \sin \theta & 0 \\ -\frac{\sin \theta}{\sqrt{2}} & \frac{\cos \theta}{\sqrt{2}} & \frac{1}{\sqrt{2}} \\ \frac{\sin \theta}{\sqrt{2}} & -\frac{\cos \theta}{\sqrt{2}} & \frac{1}{\sqrt{2}} \end{pmatrix} \times \begin{pmatrix} \cos \varphi & 0 & e^{-i\zeta} \sin \varphi \\ 0 & 1 & 0 \\ -e^{i\zeta} \sin \varphi & 0 & \cos \varphi \end{pmatrix}, \quad (19)$$

with $\theta = 35^\circ$, $\varphi = 12^\circ$ and $\zeta = 0$. The corresponding three neutrino mixing angles θ_{12} , θ_{23} , θ_{13} , CP-violating Dirac phase δ and two Majorana phases α_2, α_3 in the particle data group (PDG) parametrization [69] are $\theta_{12} = 35.60^\circ$, $\theta_{23} = 38.05^\circ$, $\theta_{13} = 9.80^\circ$ and $\delta = \alpha_2 = \alpha_3 = 0$.

In the next subsection, we propose a new parametrization of the Yukawa matrix in the scotogenic model. We employ the similar strategy in [8] as well as [43] to determine the elements of the Yukawa matrix; however, we do not take any assumption in the mixing of the neutrino sector such as $U = U_{\text{MTB}}$. The PDG parametrization of the neutrino mixing matrix: $U = U_{\text{PDG}} = U_0(\theta_{12}, \theta_{23}, \theta_{13}, \delta)P(\alpha_2, \alpha_3)$ is employed in the new parametrization of the Yukawa matrix. A Yukawa matrix with PDG parametrization have been already proposed in terms of $Y_{\tau 1}$, $Y_{\tau 2}$ and $Y_{\tau 3}$ by Ho and Tandean with $P = \text{diag.}(e^{i\alpha_2/2}, e^{i\alpha_3/2}, 1)$ [27]. In this paper, a new PDG compatible Yukawa matrix parametrization will be proposed in terms of Y_{e1} , Y_{e2} and Y_{e3} with $P = \text{diag.}(1, e^{i\alpha_2/2}, e^{i\alpha_3/2})$.

It must be emphasized that the parametrization of the Yukawa matrix by Ho and Tandean [27] is valuable parametrization. Moreover, the commonly used Casas-Ibarra parametrization [40, 76] is powerful to determine the numerical magnitude of the Yukawa matrix elements [26, 29]. Of course, the numerical determination of the Yukawa matrix with some assumptions such as $U = U_{\text{MTB}}$ is worth way. The aim of the next subsection is not denial of these excellent parametrizations of the Yukawa matrix but proposing a new parametrization. For the phenomenology of the scotogenic model in terms of Y_{e1} , Y_{e2} and Y_{e3} with the PDG parametrization with $P = \text{diag.}(1, e^{i\alpha_2/2}, e^{i\alpha_3/2})$, the parametrization of the Yukawa matrix which is proposed in this paper may be useful.

B. Parametrization

We propose a new parametrization of the Yukawa matrix in this subsection. The PDG parametrization of the neutrino mixing matrix is given as [69]

$$U_{\text{PDG}} = \begin{pmatrix} c_{12}c_{13} & s_{12}c_{13} & s_{13}e^{-i\delta} \\ -s_{12}c_{23} - c_{12}s_{23}s_{13}e^{i\delta} & c_{12}c_{23} - s_{12}s_{23}s_{13}e^{i\delta} & s_{23}c_{13} \\ s_{12}s_{23} - c_{12}c_{23}s_{13}e^{i\delta} & -c_{12}s_{23} - s_{12}c_{23}s_{13}e^{i\delta} & c_{23}c_{13} \end{pmatrix} \begin{pmatrix} 1 & 0 & 0 \\ 0 & e^{i\alpha_2/2} & 0 \\ 0 & 0 & e^{i\alpha_3/2} \end{pmatrix}, \quad (20)$$

where $c_{ij} = \cos \theta_{ij}$, $s_{ij} = \sin \theta_{ij}$ ($i, j=1,2,3$). Because the relation

$$U_{\text{PDG}}^T M_\nu U_{\text{PDG}} = \text{diag.}(m_1, m_2, m_3), \quad (21)$$

with Eqs.(3), (4) and (20) has to be satisfied, we obtain

$$M_{11}^{\text{diag}} = \sum_{k=1}^3 \{ \Lambda_k (s_{12}(-Y_{\mu k} c_{23} + Y_{\tau k} s_{23}) + c_{12}(Y_{ek} c_{13} - e^{i\delta} s_{13}(Y_{\tau k} c_{23} + Y_{\mu k} s_{23})))^2 \} = m_1, \quad (22)$$

$$\begin{aligned} M_{12}^{\text{diag}} = & \sum_{k=1}^3 \{ e^{i\alpha_2/2} \Lambda_k (-c_{12}^2 (Y_{\mu k} c_{23} - Y_{\tau k} s_{23}) (-Y_{ek} c_{13} + e^{i\delta} s_{13} (Y_{\tau k} c_{23} + Y_{\mu k} s_{23}))) \\ & + s_{12}^2 (Y_{\mu k} c_{23} - Y_{\tau k} s_{23}) (-Y_{ek} c_{13} + e^{i\delta} s_{13} (Y_{\tau k} c_{23} + Y_{\mu k} s_{23})) \\ & + c_{12} s_{12} (Y_{ek}^2 c_{13}^2 - Y_{\mu k}^2 c_{23}^2 - Y_{\tau k}^2 s_{23}^2 - e^{i\delta} Y_{ek} (Y_{\tau k} c_{23} + Y_{\mu k} s_{23}) \sin 2\theta_{13} \\ & + e^{2i\delta} s_{13}^2 (Y_{\tau k} c_{23} + Y_{\mu k} s_{23})^2 + Y_{\mu k} Y_{\tau k} \sin 2\theta_{23}) \} = 0, \end{aligned} \quad (23)$$

$$\begin{aligned} M_{13}^{\text{diag}} = & \sum_{k=1}^3 \{ e^{i(\alpha_3-2\delta)/2} \Lambda_k (Y_{ek} s_{13} + e^{i\delta} c_{13} (Y_{\tau k} c_{23} + Y_{\mu k} s_{23})) \\ & \times (s_{12}(-Y_{\mu k} c_{23} + Y_{\tau k} s_{23}) + c_{12}(Y_{ek} c_{13} - e^{i\delta} s_{13}(Y_{\tau k} c_{23} + Y_{\mu k} s_{23}))) \} = 0, \end{aligned} \quad (24)$$

$$M_{22}^{\text{diag}} = \sum_{k=1}^3 \{ e^{i\alpha_2} \Lambda_k (c_{12}(Y_{\mu k} c_{23} - Y_{\tau k} s_{23}) + s_{12}(Y_{ek} c_{13} - e^{i\delta} s_{13}(Y_{\tau k} c_{23} + Y_{\mu k} s_{23})))^2 \} = m_2, \quad (25)$$

$$\begin{aligned} M_{23}^{\text{diag}} = & \sum_{k=1}^3 \{ e^{i(\alpha_2+\alpha_3-2\delta)/2} \Lambda_k (Y_{ek} s_{13} + e^{i\delta} c_{13} (Y_{\tau k} c_{23} + Y_{\mu k} s_{23})) \\ & \times (c_{12}(Y_{\mu k} c_{23} - Y_{\tau k} s_{23}) + s_{12}(Y_{ek} c_{13} - e^{i\delta} s_{13}(Y_{\tau k} c_{23} + Y_{\mu k} s_{23}))) \} = 0, \end{aligned} \quad (26)$$

and

$$M_{33}^{\text{diag}} = \sum_{k=1}^3 \{ e^{i(\alpha_3-2\delta)} \Lambda_k (Y_{ek} s_{13} + e^{i\delta} c_{13} (Y_{\tau k} c_{23} + Y_{\mu k} s_{23}))^2 \} = m_3, \quad (27)$$

where m_1 , m_2 and m_3 denote the neutrino mass eigenvalues.

The Eqs.(23), (24) and (26) yield the following Yukawa matrix

$$Y = \begin{pmatrix} Y_{e1} & Y_{e2} & Y_{e3} \\ a_1 Y_{e1} & a_3 Y_{e2} & a_5 Y_{e3} \\ a_2 Y_{e1} & a_4 Y_{e2} & a_6 Y_{e3} \end{pmatrix}, \quad (28)$$

where

$$\begin{aligned} a_1 &= -\frac{c_{23} t_{12}}{c_{13}} - e^{-i\delta} s_{23} t_{13}, & a_2 &= \frac{s_{23} t_{12}}{c_{13}} - e^{-i\delta} c_{23} t_{13}, \\ a_3 &= \frac{c_{23}}{t_{12} c_{13}} - e^{-i\delta} s_{23} t_{13}, & a_4 &= -\frac{s_{23}}{t_{12} c_{13}} - e^{-i\delta} c_{23} t_{13}, \\ a_5 &= e^{-i\delta} \frac{s_{23}}{t_{13}}, & a_6 &= e^{-i\delta} \frac{c_{23}}{t_{13}}, \end{aligned} \quad (29)$$

and $t_{ij} = \tan \theta_{ij}$ ($i, j=1,2,3$). The Eq.(28) with Eq.(29) is the new parametrization of the Yukawa matrix which we proposed in this paper. This parametrization of the

Yukawa matrix elements is also relevant for extended scotogenic models if the flavor neutrino masses are expressed as $M_{\alpha\beta} = \sum_{k=1}^3 Y_{\alpha k} Y_{\beta k} \Lambda_k$.

Now, we check the reproducibility of the Singirala's result in Eq.(18). If we take

$$\begin{aligned} \theta_{12} &= 35.60^\circ, & \theta_{23} &= 38.05^\circ, & \theta_{13} &= 9.80^\circ, \\ \delta &= \alpha_2 = \alpha_3 = 0^\circ, \end{aligned} \quad (30)$$

to compare the coefficients of the Yukawa matrix elements with Singirala's numerical result, we obtain

$$\begin{aligned} a_1 &= -0.679, & a_3 &= 1.01, & a_5 &= 3.57, \\ a_2 &= 0.312, & a_4 &= -1.01, & a_6 &= 4.56, \end{aligned} \quad (31)$$

and these values are consistent with Eq.(18).

Some analytical expressions for the neutrino sector in the scotogenic model with the new parametrization of the Yukawa matrix in Eqs.(28) and (29) are obtained as follows.

The Eqs.(22), (25) and (27) yield the following neutrino mass eigenvalues

$$m_i = b_i \Lambda_i Y_{ei}^2, \quad (32)$$

where

$$b_1 = \frac{1}{c_{12}^2 c_{13}^2}, \quad b_2 = \frac{e^{i\alpha_2}}{s_{12}^2 c_{13}^2}, \quad b_3 = \frac{e^{i(\alpha_3 - 2\delta)}}{s_{13}^2}. \quad (33)$$

Although the neutrino mass ordering (either the normal mass ordering or the inverted mass ordering) is not determined, a global analysis shows that the preference for the normal mass ordering is mostly due to neutrino oscillation measurements [77, 78]. We assume the normal mass ordering (NO) for the neutrinos. In this case, the squared mass differences of the neutrinos are given by

$$\Delta m_{21}^2 = m_2^2 - m_1^2, \quad \Delta m_{31}^2 = m_3^2 - m_1^2, \quad (34)$$

and we obtain the relations

$$Y_{e2}^2 = \frac{\sigma_2}{b_2 \Lambda_2} \sqrt{\Delta m_{21}^2 + b_1^2 \Lambda_1^2 Y_{e1}^4},$$

$$Y_{e3}^2 = \frac{\sigma_3}{b_3 \Lambda_3} \sqrt{\Delta m_{31}^2 + b_1^2 \Lambda_1^2 Y_{e1}^4}, \quad (35)$$

where $\sigma_{2,3} = \pm 1$. We take $\sigma_{2,3} = 1$ [43]. Since of the relation $\Lambda_k = f(\lambda, m_0, M_k)$, the elements of the Yukawa matrix can be determined as

$$Y_{\alpha k} = f(\theta_{ij}, \delta, \alpha_i, \Delta m_{ij}^2; Y_{e1}; \lambda, m_0, M_k), \quad (36)$$

where $\theta_{ij}, \delta, \alpha_i, \Delta m_{ij}^2$ are neutrino sector parameters, λ, m_0, M_k are dark sector parameter, and Y_{e1} bridges these two sectors.

The ee -element of the flavor neutrino mass matrix M_ν can be written as

$$M_{ee} = Y_{e1}^2 \Lambda_1 + Y_{e2}^2 \Lambda_2 + Y_{e3}^2 \Lambda_3$$

$$= Y_{e1}^2 \Lambda_1 + \frac{\sigma_2}{b_2} \sqrt{\Delta m_{21}^2 + b_1^2 \Lambda_1^2 Y_{e1}^4}$$

$$+ \frac{\sigma_3}{b_3} \sqrt{\Delta m_{31}^2 + b_1^2 \Lambda_1^2 Y_{e1}^4}. \quad (37)$$

Similarly, we obtain

$$M_{e\mu} = a_1 Y_{e1}^2 \Lambda_1 + \frac{\sigma_2 a_3}{b_2} \sqrt{\Delta m_{21}^2 + b_1^2 \Lambda_1^2 Y_{e1}^4}$$

$$+ \frac{\sigma_3 a_5}{b_3} \sqrt{\Delta m_{31}^2 + b_1^2 \Lambda_1^2 Y_{e1}^4}, \quad (38)$$

$$M_{e\tau} = a_2 Y_{e1}^2 \Lambda_1 + \frac{\sigma_2 a_4}{b_2} \sqrt{\Delta m_{21}^2 + b_1^2 \Lambda_1^2 Y_{e1}^4}$$

$$+ \frac{\sigma_3 a_6}{b_3} \sqrt{\Delta m_{31}^2 + b_1^2 \Lambda_1^2 Y_{e1}^4}, \quad (39)$$

$$M_{\mu\mu} = a_1^2 Y_{e1}^2 \Lambda_1 + \frac{\sigma_2 a_3^2}{b_2} \sqrt{\Delta m_{21}^2 + b_1^2 \Lambda_1^2 Y_{e1}^4}$$

$$+ \frac{\sigma_3 a_5^2}{b_3} \sqrt{\Delta m_{31}^2 + b_1^2 \Lambda_1^2 Y_{e1}^4}, \quad (40)$$

$$M_{\mu\tau} = a_1 a_2 Y_{e1}^2 \Lambda_1 + \frac{\sigma_2 a_3 a_4}{b_2} \sqrt{\Delta m_{21}^2 + b_1^2 \Lambda_1^2 Y_{e1}^4}$$

$$+ \frac{\sigma_3 a_5 a_6}{b_3} \sqrt{\Delta m_{31}^2 + b_1^2 \Lambda_1^2 Y_{e1}^4}, \quad (41)$$

and

$$M_{\tau\tau} = a_2^2 Y_{e1}^2 \Lambda_1 + \frac{\sigma_2 a_4^2}{b_2} \sqrt{\Delta m_{21}^2 + b_1^2 \Lambda_1^2 Y_{e1}^4}$$

$$+ \frac{\sigma_3 a_6^2}{b_3} \sqrt{\Delta m_{31}^2 + b_1^2 \Lambda_1^2 Y_{e1}^4}. \quad (42)$$

Thus, $M_{\alpha\beta}$ is independent of Λ_2 and Λ_3 as well as M_2 and M_3 :

$$M_{\alpha\beta} = f(\theta_{ij}, \delta, \alpha_i, \Delta m_{ij}^2; Y_{e1}; \lambda, m_0, M_1). \quad (43)$$

IV. ONE-ZERO-TEXTURES

A. Real Yukawa matrix

As we addressed in introduction, we assume that the flavor neutrino mass matrix M_ν has one zero element. There are the following six patterns for the flavor neutrino mass matrix M_ν in the one-zero-textures:

$$G_1 : \begin{pmatrix} 0 & \times & \times \\ - & \times & \times \\ - & - & \times \end{pmatrix}, \quad G_2 : \begin{pmatrix} \times & 0 & \times \\ - & \times & \times \\ - & - & \times \end{pmatrix},$$

$$G_3 : \begin{pmatrix} \times & \times & 0 \\ - & \times & \times \\ - & - & \times \end{pmatrix}, \quad G_4 : \begin{pmatrix} \times & \times & \times \\ - & 0 & \times \\ - & - & \times \end{pmatrix},$$

$$G_5 : \begin{pmatrix} \times & \times & \times \\ - & \times & 0 \\ - & - & \times \end{pmatrix}, \quad G_6 : \begin{pmatrix} \times & \times & \times \\ - & \times & \times \\ - & - & 0 \end{pmatrix}. \quad (44)$$

First, we assume that all elements of the Yukawa matrix are real. In this case, the author has already reported that one of six patterns, G_3 , is favorable for the observed neutrino oscillation data, the relic abundance of dark matter, and the upper limit of the branching ratio of the $\mu \rightarrow e\gamma$ process [50]. In this previous study [50], a specific parametrization of the Yukawa matrix with an assumption of the neutrino mixing (modified tribimaximal mixing) was employed [43]. In this subsection, we briefly reproduce the results in Ref.[50] by using the new parametrization of the Yukawa matrix in Eq.(28) with Eq.(29).

For the G_1 pattern, the relation

$$M_{ee} = Y_{e1}^2 \Lambda_1 + Y_{e2}^2 \Lambda_2 + Y_{e3}^2 \Lambda_3 = 0 \quad (45)$$

is required by Eq.(4). Since $\Lambda_k > 0$ and $Y_{\alpha k}$ is real, Eq.(45) yields $Y_{ek} = 0$. However, the vanishing Y_{ek} yields

$$M_{e\mu} = \sum_{k=1}^3 Y_{ek} Y_{\mu k} \Lambda_k = 0,$$

$$M_{e\tau} = \sum_{k=1}^3 Y_{ek} Y_{\tau k} \Lambda_k = 0, \quad (46)$$

as well as

$$\begin{pmatrix} 0 & 0 & 0 \\ - & \times & \times \\ - & - & \times \end{pmatrix}, \quad (47)$$

and the one-zero-texture assumption should be violated. The G_1 pattern is excluded in the scotogenic model. Similarly, the G_4 and G_6 patterns are also excluded. Thus, three patterns (G_1 , G_4 and G_6) are impossible in the scotogenic model with the real Yukawa matrix.

To see that whether the G_2 , G_3 and G_5 are consistent with observation or not, we performed numerical calculations with the following input values:

- For neutrino sector, we fix the masses of the neutrinos with the best-fit values of the squared mass differences Δm_{ij}^2 [79]

$$\begin{aligned} \Delta m_{21}^2 &= 7.50 \times 10^{-5} \text{eV}^2, \\ \Delta m_{31}^2 &= 2.524 \times 10^{-3} \text{eV}^2, \end{aligned} \quad (48)$$

and vary the mixing angles in the following 3σ region [79]

$$\begin{aligned} \theta_{12}/^\circ &= 31.38 - 35.99, \\ \theta_{23}/^\circ &= 38.4 - 52.8, \\ \theta_{13}/^\circ &= 7.99 - 8.90. \end{aligned} \quad (49)$$

- For dark sector, we adopt the following standard criteria [3, 40, 41]. 1) The quartic coupling satisfies the relation $|\lambda| \ll 1$ for small neutrino masses. 2) Since we assumed that the additional lightest Majorana fermion N_1 is dark matter particle, we require $M_1 \leq M_2, M_3, m_0$. 3) The mass scale of new fields is a few TeV. We take

$$\begin{aligned} 1 \times 10^{-10} &\leq \lambda \leq 5 \times 10^{-9}, \\ 0.5 &\leq r_1 \leq 0.9, \\ 1.5 &\leq r_3 \leq 3.0, \\ 2\text{TeV} &\leq m_0 \leq 4\text{TeV}, \end{aligned} \quad (50)$$

where

$$r_k = \frac{M_k}{m_0}. \quad (51)$$

The G_3 pattern is consistent with the observations. For example, the best-fit values of neutrino mixing angles

$$\theta_{12}/^\circ = 33.56, \quad \theta_{23}/^\circ = 41.6, \quad \theta_{13}/^\circ = 8.46, \quad (52)$$

with

$$\lambda = 4.63 \times 10^{-9}, \quad r_1 = 0.9, \quad r_3 = 1.5, \quad m_0 = 3\text{TeV}, \quad (53)$$

yield

$$\Omega h^2 = 0.120, \quad \text{Br}(\mu \rightarrow e\gamma) = 2.50 \times 10^{-13}, \quad (54)$$

for G_3 , which are consistent with the observed energy density of the cold dark matter component in the Λ CDM cosmological model by the Planck Collaboration $\Omega h^2 = 0.120 \pm 0.001$ [80] and the measured upper limit of the branching ratio $\text{Br}(\mu \rightarrow e\gamma) \leq 4.2 \times 10^{-13}$ [81]. Although the upper limits of the branching ratio of $\text{Br}(\tau \rightarrow \mu\gamma) \leq 4.4 \times 10^{-8}$ and $\text{Br}(\tau \rightarrow e\gamma) \leq 3.3 \times 10^{-8}$ were also reported [82], we only account for $\text{Br}(\mu \rightarrow e\gamma)$ since it is the most stringent constraint.

On the other hand, it turned out that the predicted values of Ωh^2 and $\text{Br}(\mu \rightarrow e\gamma)$ for G_2 seems to be unlikely with the observed data. Moreover, G_5 pattern is excluded from observation. The G_2 and G_5 patterns are not favorable for the scotogenic model with the real Yukawa matrix elements. For more detail, see Ref.[50].

B. Complex Yukawa matrix

In the previous subsection, all elements of the Yukawa matrix are real, there is no CP-violating source in the Yukawa sector, so that three patterns (G_1 , G_4 and G_6) in the one-zero-textures are impossible in the scotogenic model. If we include CP-violating phases, the results to be different. Some analysis of this topic will be found in this subsection.

We performed numerical calculations with the following input values:

- For neutrino sector, we fix the masses and mixing of the neutrinos with the best-fit values in Eq.(48) and Eq.(52). The coefficients of the Yukawa matrix elements and the mass eigenvalues are estimated to be

$$\begin{aligned} a_1 &= -0.502 - 0.0988e^{-i\delta}, \\ a_2 &= 0.445 - 0.111e^{-i\delta}, \\ a_3 &= 1.14 - 0.0988e^{-i\delta}, \\ a_4 &= -1.01 - 0.111e^{-i\delta}, \\ a_5 &= 4.46e^{-i\delta}, \quad a_6 = 5.03e^{-i\delta}, \end{aligned} \quad (55)$$

and

$$\begin{aligned} b_1 &= 1.47, \quad b_2 = 3.34e^{i\alpha_2}, \\ b_3 &= 46.2e^{i(\alpha_3 - 2\delta)}. \end{aligned} \quad (56)$$

The Dirac CP phase is fixed in the following best-fit values [79]:

$$\delta = 261^\circ \quad (57)$$

and Majorana CP phases are varied as

$$0^\circ \leq \alpha_2, \alpha_3 \leq 360^\circ. \quad (58)$$

- For dark sector, we adopt the same criteria in the previous subsection.

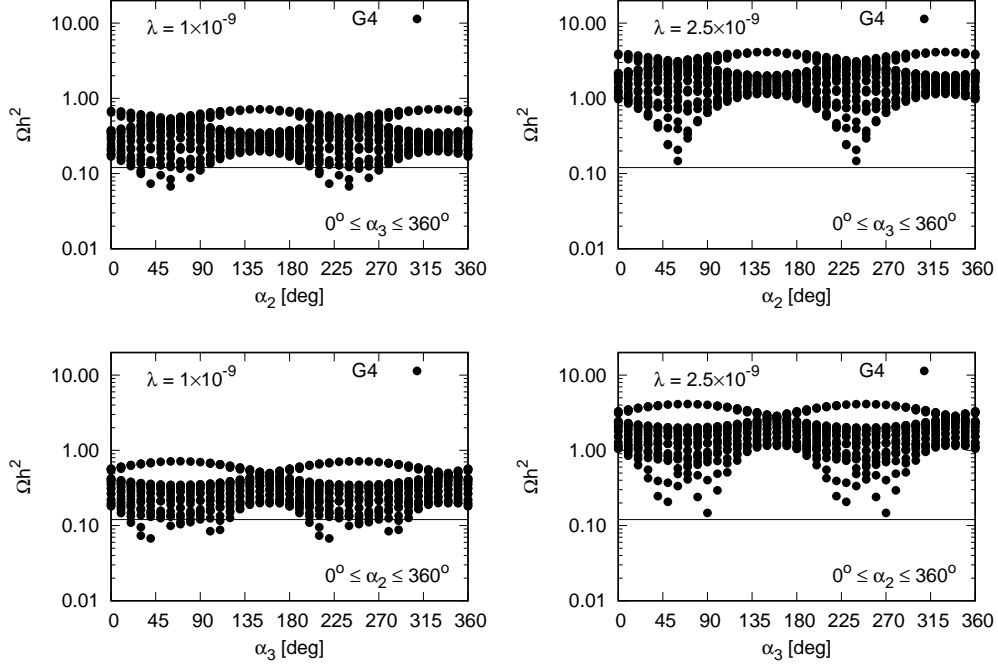


FIG. 1: The dependence of the relic abundance of dark matter Ωh^2 on the coupling λ and Majorana CP phases α_2, α_3 for $\text{Br}(\mu \rightarrow e\gamma) \leq 4.2 \times 10^{-13}$ in the G_4 pattern. These panels show Ωh^2 vs α_2 (upper two panels) or α_3 (lower two panels) for $\lambda = 1 \times 10^{-9}$ (left two panels) or $\lambda = 2.5 \times 10^{-9}$ (right two panels). In all panels, other model parameters are fixed as $r_1 = 0.9$, $r_3 = 1.5$ and $m_0 = 3$ TeV. The horizontal line shows $\Omega h^2 = 0.12$.

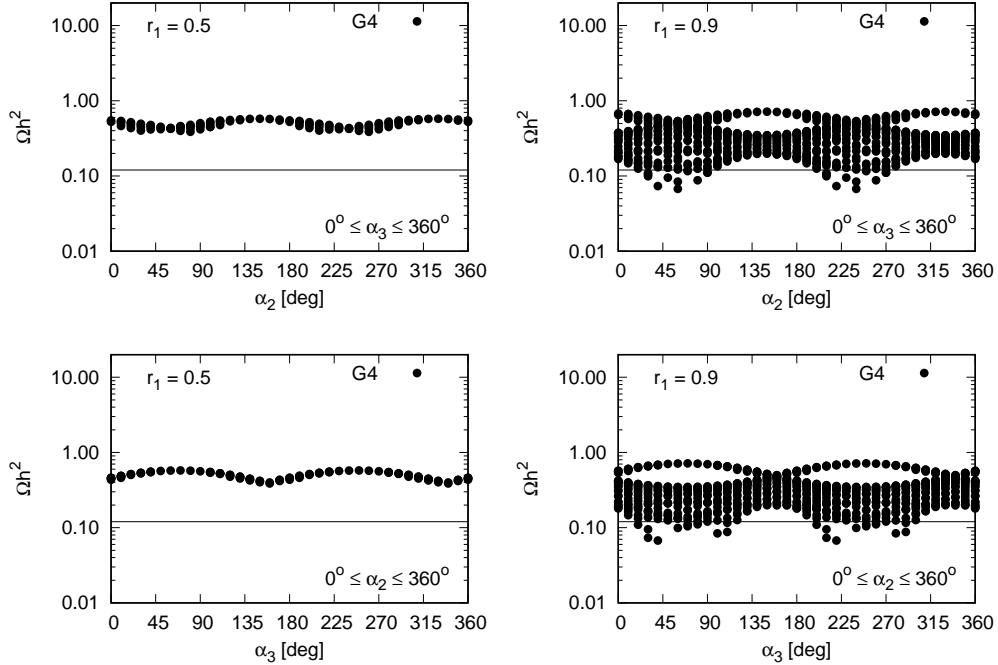


FIG. 2: The dependence of the relic abundance of dark matter Ωh^2 on the mass ratio r_1 and Majorana CP phases α_2, α_3 for $\text{Br}(\mu \rightarrow e\gamma) \leq 4.2 \times 10^{-13}$ in the G_4 pattern. These panels show Ωh^2 vs α_2 (upper two panels) or α_3 (lower two panels) for $r_1 = 0.5$ (left two panels) or $r_1 = 0.9$ (right two panels). In all panels, other model parameters are fixed as $\lambda = 1 \times 10^{-9}$, $r_3 = 1.5$ and $m_0 = 3$ TeV. The horizontal line shows $\Omega h^2 = 0.12$.

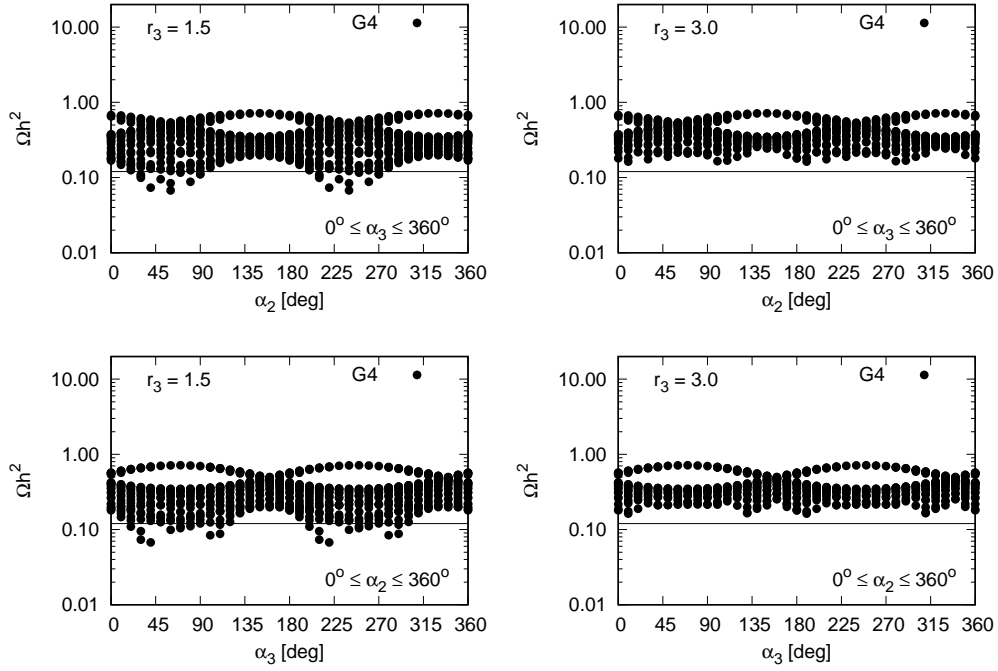


FIG. 3: The dependence of the relic abundance of dark matter Ωh^2 on the mass ratio r_3 and Majorana CP phases α_2, α_3 for $\text{Br}(\mu \rightarrow e\gamma) \leq 4.2 \times 10^{-13}$ in the G_4 pattern. These panels show Ωh^2 vs α_2 (upper two panels) or α_3 (lower two panels) for $r_3 = 1.5$ (left two panels) or $r_3 = 3.0$ (right two panels). In all panels, other model parameters are fixed as $\lambda = 1 \times 10^{-9}$, $r_1 = 0.9$ and $m_0 = 3$ TeV. The horizontal line shows $\Omega h^2 = 0.12$.

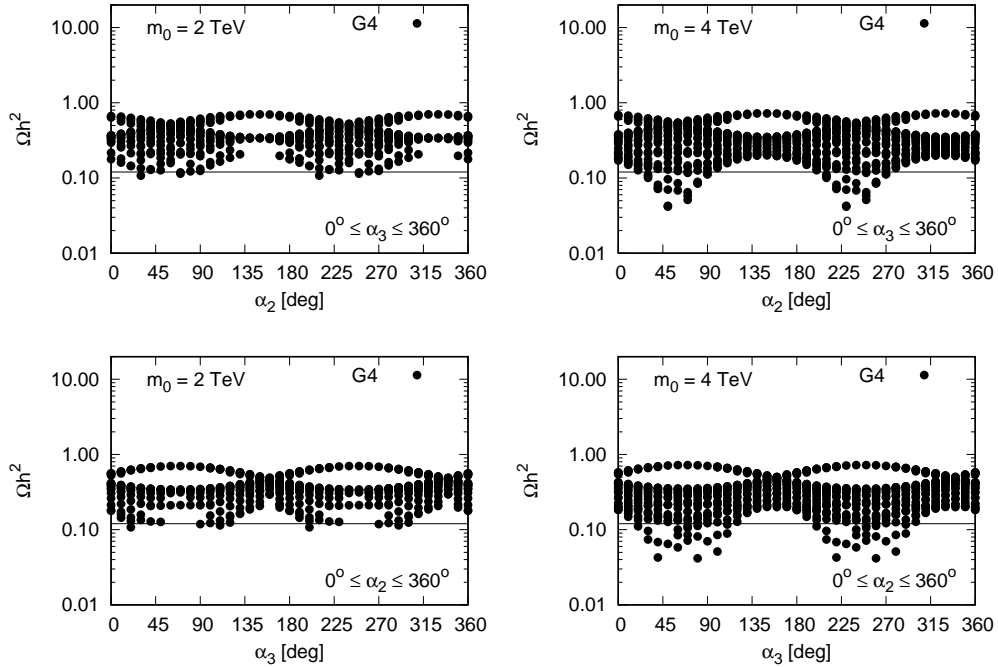


FIG. 4: The dependence of the relic abundance of dark matter Ωh^2 on the scalar mass m_0 and Majorana CP phases α_2, α_3 for $\text{Br}(\mu \rightarrow e\gamma) \leq 4.2 \times 10^{-13}$ in the G_4 pattern. These panels show Ωh^2 vs α_2 (upper two panels) or α_3 (lower two panels) for $m_0 = 2$ TeV (left two panels) or $m_0 = 4$ TeV (right two panels). In all panels, other model parameters are fixed as $\lambda = 1 \times 10^{-9}$, $r_1 = 0.9$ and $r_3 = 1.5$. The horizontal line shows $\Omega h^2 = 0.12$.

For illustration,

$$\begin{aligned} \lambda &= 1.0 \times 10^{-9}, \quad r_1 = 0.9, \quad r_3 = 1.5, \quad m_0 = 3 \text{ TeV}, \\ \delta &= 261^\circ, \quad \alpha_2 = 34.6^\circ, \quad \alpha_3 = 20.1^\circ, \end{aligned} \quad (59)$$

yield

$$\Omega h^2 = 0.120, \quad \text{Br}(\mu \rightarrow e\gamma) = 3.3 \times 10^{-13}, \quad (60)$$

for G_3 , which are consistent with the observed energy density of the cold dark matter component and the measured upper limit of the branching ratio of $\mu \rightarrow e\gamma$ process.

From more general parameter search, it turned out that G_1 pattern is unfavorable from observation. On the other hand, remaining five patterns of G_2, G_3, \dots, G_6 are consistent with observation. To see these results, first we show the results from a parameter search for G_4 in FIG.1 - FIG.4. Figure 1 shows that the dependence of the relic abundance of dark matter Ωh^2 on the coupling λ and Majorana CP phases α_2, α_3 for $\text{Br}(\mu \rightarrow e\gamma) \leq 4.2 \times 10^{-13}$ in the G_4 pattern. These panels show Ωh^2 vs α_2 (upper two panels) or α_3 (lower two panels) for $\lambda = 1 \times 10^{-9}$ (left two panels) or $\lambda = 2.5 \times 10^{-9}$ (right two panels). In all panels, other model parameters are fixed as $r_1 = 0.9$, $r_3 = 1.5$ and $m_0 = 3$ TeV. The horizontal line shows $\Omega h^2 = 0.12$. FIGs.2, 3 and 4 are the same as FIG.1 but for the dependence of Ωh^2 on r_1, r_3 and m_0 . From FIG.1 - FIG.4, we see the existence of the allowed parameter set $\{\alpha_2, \alpha_3, \lambda, r_1, r_3, m_0\}$ for the observed Ωh^2 and $\text{Br}(\mu \rightarrow e\gamma)$ in G_4 case. Similar results are obtained for G_2, G_3, G_5 and G_6 (the dependence of Ωh^2 on $\alpha_2, \alpha_3, \lambda, r_1, r_3$ or m_0 is most clearly shown in the case of G_4 , so that we chose the case of G_4 for illustration). Thus we conclude that the five patterns of G_2, G_3, G_4, G_5 and G_6 are consistent with observations.

On the contrary, G_1 pattern is unfavorable with observations. Figure.5 shows that the relic abundance of dark matter Ωh^2 vs the Majorana phase α_2 (upper panel) or α_3 (lower panel) in the G_1 pattern for the parameter space in Eq.(50). The horizontal line shows $\Omega h^2 = 0.12$. The G_1 pattern is excluded from observations of the neutrino oscillation (best-fit values), dark matter relic abundance and branching ratio of $\mu \rightarrow e\gamma$ in the parameter space in Eq.(50). If we expand the model parameter space and/or we allow 3σ data of neutrino oscillation experiment instead of best-fit values, some points in G_1 pattern might become consistent with observations. Even if it is correct, we can say that G_1 pattern is unfavorable with observations.

We also estimate the effective neutrino mass for the neutrinoless double beta decay. The neutrinoless double beta decay is allowed if neutrinos are massive Majorana particles [83]. The half-life of the neutrinoless double beta decay is proportional to the effective neutrino mass $m_{\beta\beta}$ which depends on the Dirac and the Majorana CP phases. From numerical calculations, we obtain $m_{\beta\beta} = \mathcal{O}(0.01 - 0.1)$ eV for $\Omega h^2 = 0.120 \pm 0.001$ and $\text{Br}(\mu \rightarrow e\gamma) \leq 4.2 \times 10^{-13}$ in G_2, G_3, G_4, G_5, G_6

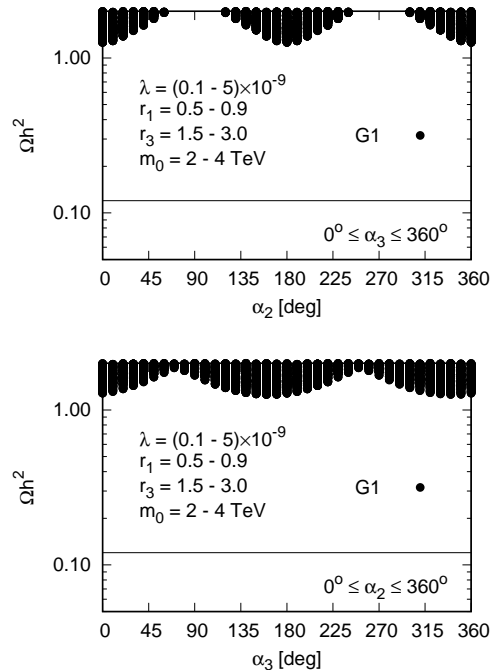


FIG. 5: The relic abundance of dark matter Ωh^2 vs the Majorana phase α_2 (upper panel) or α_3 (lower panel) for $\text{Br}(\mu \rightarrow e\gamma) \leq 4.2 \times 10^{-13}$ in the G_1 pattern. The horizontal line shows $\Omega h^2 = 0.12$.

($m_{\beta\beta} = 0$ for G_1 [84]). The estimated magnitude of the effective Majorana neutrino mass from experiments is $m_{\beta\beta}[\text{eV}] \lesssim 0.15 - 2.1$ [83]. In future experiments, a desired sensitivity of $m_{\beta\beta} \lesssim 0.01$ eV will be reached and we may obtain some constraints on the parameters in the scotogenic model from the future neutrinoless double beta decay experiments.

V. SUMMARY

There are two main topics in this paper. As the first topic, we have proposed a new parametrization of the complex Yukawa matrix in the scotogenic model [Eq.(28) with Eq.(29)]. The new parametrization is compatible with the particle data group parametrization of the neutrino sector. Some analytical expressions for the neutrino masses in the scotogenic model with the new parametrization of the Yukawa matrix have been obtained. Although there are many other ways to parametrize the Yukawa matrix, the way in this paper may be one of the useful method to consider the phenomenology of the scotogenic model with the standard PDG parametrization.

As the second topic, we have considered some phenomenology of the scotogenic model with the one-zero-textures of neutrino flavor mass matrix. If the elements of the Yukawa matrix are real, one of the six patterns of

the flavor neutrino mass matrix with single-zero element is favorable [50]. On the other hand, if the Yukawa matrix is complex, the five patterns G_2 , G_3 , G_4 , G_5 and G_6 are compatible with observations of the neutrino oscillations, dark matter relic abundance and branching ratio of the $\mu \rightarrow e\gamma$ process; however, G_1 is unfavorable with observations.

Finally, we would like to comment that the baryon asymmetry of the universe is closely related to leptonic CP phases in the leptogenesis scenario [85]. The scenarios of leptogenesis in the scotogenic model have been extensively studied in the literature [49, 51, 86–91]. It seems that it is hard to realize ordinary thermal leptogenesis with flavor effects via the decay of the fermionic dark matter N_i with a hierarchical mass spectrum [49].

In this paper, we assume that the lightest Majorana singlet fermion is the dark matter with mass spectrum of $M_1 \leq M_2 < M_3$. Thus, the vanilla leptogenesis scenario might not work properly for the model in this paper. This situation may be changed if we employ some alternative mechanism, such as resonant leptogenesis [92, 93]. Moreover, we know that in the bosonic dark matter scenario, the lightest neutral component in the scalar η is a dark matter, a successful low-scale leptogenesis can be achieved [49]. We would like to discuss the topics of the baryon asymmetry of the universe in the scotogenic model with the one-zero-textures of the neutrino flavor mass matrix as a separate work in the future.

-
- [1] E. Ma, Phys. Rev. D **73**, 077301 (2006).
 [2] E. Ma, Phys. Rev. Lett. **81**, 1171 (1998).
 [3] J. Kubo, E. Ma, and D. Suematsu, Phys. Lett. B **642**, 18 (2006).
 [4] T. Hambye, K. Kannike, E. Ma, and M. Raidal, Phys. Rev. D **75**, 095003 (2007).
 [5] D. Suematsu, T. Toma, and T. Yoshida, Phys. Rev. D **79**, 093004 (2009).
 [6] Y. Farzan, Phys. Rev. D **80**, 073009 (2009).
 [7] Y. Farzan, Mod. Phys. Lett. A **25**, 2111 (2010).
 [8] D. Suematsu, T. Toma, and T. Yoshida, Phys. Rev. D **82**, 013012 (2010).
 [9] Y. Farzan, Int. J. Mod. Phys. A **26**, 2461 (2011).
 [10] S. Kanemura, O. Seto, and T. Shimomura, Phys. Rev. D **84**, 016004 (2011).
 [11] D. Schmidt, T. Schwetz, and T. Toma, Phys. Rev. D **85**, 073009 (2012).
 [12] Y. Faezan and E. Ma, Phys. Rev. D **86**, 033007 (2012).
 [13] M. Aoki, M. Duerr, J. Kudo, and H. Takano, Phys. Rev. D **86**, 076015 (2012).
 [14] D. Hehn and A. Ibarra, Phys. Lett. B **718**, 988 (2013).
 [15] P. S. Bhupal Dev and A. Pilaftsis, Phys. Rev. D **86**, 035002 (2012).
 [16] P. S. Bhupal Dev and A. Pilaftsis, Phys. Rev. D **87**, 053007 (2013).
 [17] S. S. C. Law and K. L. McDonald, J. High Energy Phys. **09**, 092 (2013).
 [18] S. Kanemura, T. Matsui, and H. Sugiyama, Phys. Lett. B **727**, 151 (2013).
 [19] M. Hirsch, R. A. Lineros, S. Morisi, J. Palacio, N. Rojas, and J. M. F. Valle, J. High Energy Phys. **10**, 149 (2013).
 [20] D. Restrepo, O. Zapata, and C. E. Yaguna, J. High Energy Phys. **11**, 011 (2013).
 [21] S.-Y. Ho and J. Tandean, Phys. Rev. D **87**, 195015 (2013).
 [22] M. Lindner, D. Schmidt, and A. Watanabe, Phys. Rev. D **89**, 013007 (2014).
 [23] H. Okada and K. Yagyu, Phys. Rev. D **89**, 053008 (2014).
 [24] H. Okada and K. Yagyu, Phys. Rev. D **90**, 035019 (2014).
 [25] V. Brdar, I. Picek, and B. Radovčić, Phys. Lett. B **728**, 198 (2014).
 [26] T. Toma and A. Vicente, J. High Energy Phys. **01**, 160 (2014).
 [27] S.-Y. Ho and J. Tandean, Phys. Rev. D **89**, 114025 (2014).
 [28] G. Faisel, S.-Y. Ho and J. Tandean, Phys. Lett. B **738**, 380 (2014).
 [29] A. Vicente and C. E. Yaguna, J. High Energy Phys. **02**, 144 (2015).
 [30] D. Borah, Phys. Rev. D **92**, 075005 (2015).
 [31] W. Wang and Z. L. Han, Phys. Rev. D **92**, 095001 (2015).
 [32] S. Fraser, C. Kownacki, E. Ma, and O. Popov, Phys. Rev. D **93**, 013021 (2016).
 [33] R. Adhikari, D. Borah, and E. Ma, Phys. Lett. B **755**, 414 (2016).
 [34] E. Ma, Phys. Lett. B **755**, 348 (2016).
 [35] A. Arhrib, C. Boehm, E. Ma, and T. C. Yuan, J. Cosmol. Astropart. Phys. **04**, 049 (2016).
 [36] H. Okada, N. Okada, and Y. Orikasa, Phys. Rev. D **93**, 073006 (2016).
 [37] A. Ahriche, K. L. McDonald, S. Nasri, and I. Picek, Phys. Lett. B **757**, 399 (2016).
 [38] W. B. Lu, and P. H. Gu, J. Cosmol. Astropart. Phys. **05**, 040 (2016).
 [39] Y. Cai and M. A. Schmidt, J. High Energy Phys. **05**, 028 (2016).
 [40] A. Ibarra, C. E. Yaguna, and O. Zapata, Phys. Rev. D **93**, 035012 (2016).
 [41] M. Lindner, M. Platscher, and C. E. Yaguna, Phys. Rev. D **94**, 115027 (2016).
 [42] A. Das, T. Nomura, H. Okada, and S. Roy, Phys. Rev. D **96**, 075001 (2017).
 [43] S. Singirala, Chin. Phys. C **41**, 043102 (2017).
 [44] T. Kitabayashi, S. Ohkawa, and M. Yasuè, Int. J. Mod. Phys. A **32**, 1750186 (2017).
 [45] A. Abada and T. Toma, J. High Energy Phys. **04**, 030 (2018).
 [46] N. Rojas, R. Srivastava, and J. W. F. Valle, arXiv:1807.11447.
 [47] S. Baumholzer, V. Brdar, and P. Schwaller, J. High Energy Phys. **08**, 067 (2018).
 [48] A. Ahriche, A. Jueid, and S. Nasri, Phys. Rev. D **97**, 095012 (2018).
 [49] T. Hogle, M. Platscher, and K. Schmitz, Phys. Rev. D **98**, 023020 (2018).
 [50] T. Kitabayashi, Phys. Rev. D **98**, 083001 (2018).

- [51] D. Borah, P. S. B. Dev and A. Kumar, arXiv:1810.03645.
- [52] Z.-L. Han and W. Wang, arXiv:1901.07798.
- [53] M. Reig, D. Restrepo, J. W. F. Valle and O. Zapata, Phys. Lett. B **790**, 303 (2019).
- [54] P. O. Ludl and W. Grimus, J. High Energy Phys. **07**, 090 (2014).
- [55] M. S. Berger and K. Siyeon, Phys. Rev. D **64**, 053006 (2001).
- [56] C. I. Low, Phys. Rev. D **70**, 073013 (2004).
- [57] C. I. Low, Phys. Rev. D **71**, 073007 (2005).
- [58] W. Grimus, A. S. Joshipura, L. Lavoura, and M. Tanimoto, Eur. Phys. J. C **36**, 227 (2004).
- [59] Z.-z. Xing and S. Zhou, Phys. Lett. B **679**, 249 (2009).
- [60] S. Dev, S. Gupta, and R. R. Gautam, Phys. Lett. B **701**, 605 (2011).
- [61] T. Araki, J. Heeck, and J. Kubo, J. High Energy Phys. **07**, 083 (2012).
- [62] R.G. Felipe and H. Serodio, Nucl. Phys. B **886**, 75 (2014).
- [63] W. Grimus and L. Lavoura, J. Phys. G **31**, 693 (2005).
- [64] Z.-z. Xing, Phys. Rev. D **69**, 013006 (2004).
- [65] E. Lashin and N. Chamoun, Phys. Rev. D **85**, 113011 (2012).
- [66] K. Deepthi, S. Gollu, and R. Mohanta, Eur. Phys. J. C **72**, 1888 (2012).
- [67] R. R. Gautam, M. Singh, and M. Gupta, Phys. Rev. D **92**, 013006 (2015).
- [68] K. Bora, D. Borah and D. Dutta Phys. Rev. D **96**, 075006 (2017).
- [69] M Tanabashi *et al.* (Particle Data Group), Phys. Rev. D **98**, 030001 (2018).
- [70] K. Griest and D. Seckel Phys. Rev. D **43**, 3191 (1991).
- [71] P.F. Harrison, D.H. Perkins and W.G. Scott, Phys. Lett. B **530**, 167 (2002).
- [72] Z.-Z. Xing, Phys. Lett. B **533**, 85 (2002).
- [73] P.F. Harrison and W.G. Scott, Phys. Lett. B **535**, 163 (2002).
- [74] M. Sruthilaya, C. Soumya, K. N. Deepthi, and R. Mohanta, New. J. Phys. **17**, 083028 (2015).
- [75] M. H. Rahat, P. Ramond and B. Xu, Phys. Rev. D **98**, 055030 (2018).
- [76] J. A. Casas and A. Ibarra, Nucl. Phys. B **618**, 171 (2001).
- [77] P. F. de Salas, S. Gariazzo, O. Mena, C. A. Ternes, and M. Tórtola, arXiv:1806.11051.
- [78] P.F. de Salas, D.V. Forero, C.A. Ternes, M. Tórtola and J.W.F. Valle, Phys. Lett. B **782**, 633 (2018).
- [79] I. Esteban, M. C. Gonzalez-Garcia, M. Maltoni, I. Martinez-Soler, and T. Schwetz, J. High Energy Phys. **01**, 087 (2017).
- [80] N. Aghanim, *et al.* (Planck Collaboration), arXiv:1807.06209.
- [81] A. M. Baldini, *et al.* (MEG Collaboration), Eur. Phys. J. C **76**, 434 (2016).
- [82] B. Aubert, *et al.* (BABAR Collaboration), Phys. Rev. Lett. **104**, 021802 (2010).
- [83] See for example, S. Dell’Oro, S. Marocci, M. Viel and F. Vissani, Advances in High Energy Physics. **2016**, 2162659 (2016).
- [84] See for example, D. M. Barreiros, R. G. Felipe and F. R. Joaquim, arXiv:1810.05454.
- [85] M. Fukugita and T. Yanagida, Phys. Lett. B **174**, 45 (1986).
- [86] E. Ma, Mod. Phys. Lett. A **21**, 1777 (2006).
- [87] D. Suematsu, Eur. Phys. J. C **72**, 1951 (2012).
- [88] S. Kashiwase and D. Suematsu, Phys. Rev. D **86**, 053001 (2012).
- [89] S. Kashiwase and D. Suematsu, Eur. Phys. J. C **73**, 2484 (2013).
- [90] J. Racker, J. Cosmol. Astropart. Phys. **03**, 025 (2014).
- [91] Y. Cai, J. Herrero-García, M. A. Schmidt, A. Vicente, and R. R. Volkas, Front. Phys. **5**, 63 (2017).
- [92] A. Pilaftsis, Phys. Rev. D **56**, 5431 (1997).
- [93] A. Pilaftsis and T. E. J. Underwood, Nucl. Phys. B **692**, 303 (2004).