

# The Graph-based Broad Behavior-Aware Recommendation System for Interactive News

Mingyuan Ma<sup>\*1</sup>, Sen Na<sup>\*2</sup>, Cong Xu<sup>3</sup>, and Xin Fan<sup>3</sup>

<sup>1</sup>School of Electronics Engineering and Computer Science, Peking University

<sup>2</sup>Department of Statistics, University of Chicago

<sup>3</sup>Algorithm Center, Online Media Group, Tencent Lab

## Abstract

To enhance the user involvement and strengthen the sense of community participation, the concept of interactive news has been proposed and attracted lots of attention. In this paper, we propose a heuristic recommendation system for interactive news, called the graph-based broad behavior-aware network (G-BBAN). Different from most of existing work, our network considers six behaviors that may potentially be conducted by users, including unclick, click, like, follow, comment, and share. Further, we introduce the core and coritivity concept from graph theory into the system to measure the concentration degree of interests of each user, which we show can help to improve the performance even further if it's considered. There are three critical steps in our recommendation system. First, we build a structured user-dependent interaction behavior graph for multi-level and multi-category data as a preprocessing step. This graph constructs the data sources and knowledge information which will be used in G-BBAN through representation learning. Second, for each user node on the graph, we calculate its core and coritivity and then add the pair as a new feature associated to this user. According to the definition of core and coritivity, this user-dependent feature provides useful insights into the concentration degree of his/her interests and affects the trade-off between accuracy and diversity of the personalized recommendation. Last, we represent item (news) information by entity semantics and environment semantics; design a multi-channel convolutional neural network called G-CNN to learn the semantic information and an attention-based LSTM to learn user's behavior representation; combine with previous concentration feature and input into another two fully connected layers to finish the classification task. The whole network consists of the final G-BBAN. Through comparing with baselines and several variates of itself, our proposed method shows the superior performance in extensive experiments.

## 1 Introduction

Because of high accessibility, electronic media, such as news apps or social networking apps on a smartphone, are challenging traditional media and have gradually become the primary way for people to access new information. According to statistics, in the first half of 2018, the number of monthly active users of Tencent News App, one of the most popular apps in China, had surpassed 280 million. To improve the user experience, many news content providers have launched a series of interactive news pages. Therefore the product positioning is now transferring from quantity level to quality level. Figure 1 is the mockup of Tencent News App. In the news page, users

usually glance over top news or click an item of news to read thoroughly if they think it's interesting; while in the interactive page, users can view hot news post by other users in an interactive way: publish own viewpoints, share the news, or follow the bloggers etc. So, in this scenario, users' behaviors evolve from single click behavior to multiple behaviors, which contain more implicit evidence on their interests.

However, there are hundreds of thousands of up-to-date news and topics streaming every day, and the time that users spend on apps is rather limited. Therefore, designing an user-oriented, personalized recommendation system (see [15, 35, 3]) to filter all articles has tremendous demand in the market.

Traditionally, researchers have delved into the recommendation problem from different aspects. In terms of different targets, we have news recommendation [20, 18], movies recommendation [43], ads recommendation [29] etc. In terms

<sup>\*</sup>Corresponding authors. Email: mamingyuan@pku.edu.cn; senna@uchicago.edu.



Figure 1: Tencent’s news page and interactive news page on smart phones (in Chinese characters).

of different technical tricks, we have collaborative filtering (CF) recommendation [6, 32], content-based (CB) recommendation [2, 4, 25], and hybrid recommendation [7, 17]. Besides above classification, the tools we use are also different among different cases. For example, [5] proposed Latent Dirichlet Allocation (LDA), which has wide application in CF. [10] considered Gibbs sampling to simplify the implement of LDA. [31, 33] applied matrix factorization and completion technique. [21] combined system with a dynamic model to interpret the evolution of user interest. For more details, we point reader to [30] and the references therein. In the new century, thanks to the rapid development of hardware, deep learning methods have shown the superiority in the field of image recognition, speech recognition, and machine translation in the past decades [24, 1, 8, 34, 13, 45, 22]. Recently, people also used CNN and RNN in several recommendation experiments, which can help to achieve better performance. Our work is closely related to this research line and we will introduce in detail later.

Though research on news recommendation has been pushed into different directions, most of existing methods still use single click behavior as the unique criterion of judging users preferences. This is compromisable for recommending traditional news since click behavior is the only feedback from users. However, for interactive news, it will result in a biased prediction by losing sight of other feedback (i.e. behaviors). For example, if an user follows many bloggers who post same topic of news, it strongly suggests that we should recommend news in this topic to this user, and this information will be lost if one only focuses on the click behavior. Further, in a more realistic world, the concentration degree of user’s interests varies from user to user, so each user has own demand on the

diversity extent of news. Instead of using a global feature to control the system diversity globally, which is discussed in [16], a more appropriate way is to extract an user-dependent concentration feature and make it involved when training the system. To address above two issues, the following question naturally arises:

*How to build a systematic learning mechanism for multiple behaviors with a reasonable measure of user’s concentration degree.*

In this work, we answer above question by our proposed model called graph-based broad behavior-aware network (G-BBAN). Basically, we leverage the broad learning [41], graph theory [38], and domain-specific knowledge graph [39] to formulate users and news representation in a better way, based on which we process six-classification task with G-BBAN. Here, the six possible behaviors are: unclick, click, like, follow, comment, and share. The inputs are the sequence of users behaviors and candidate news, while the outputs are the probability of each potential behavior on candidate news. Building a system under this setup is more reasonable for interactive news recommendation than only doing biclassification task and using click-through rate (CTR) (definition is in [46]) as the criterion of assessing accuracy. Note that we can make use of all feedback from users through G-BBAN. To be concise, we briefly introduce the structure of G-BBAN and details in each step will be clear in next two sections.

Given a dataset including all users, news, the behavior sequence of each user, the category, topic, and tag of each piece of news etc., we first build an user-dependent interaction behavior graph. Each node on the graph represents either a user, a piece of news, a category, or a topic etc., and whether there exists an edge between two nodes is determined by whether they have realistic connection. For example, the edge between user node and news node implies this user has browsed this piece of news, so one of six behaviors happened in the history. Furthermore, we assign this edge a weight according to behavior type, which increases proportionally from “unclick” to “share”. In the second step, we focus on two things in parallel. One is to calculate core and coritivity for each user node as its concentration feature; the other is to learn a vector representation for each node. Detailed algorithm is presented in Section 2 and weight setup is presented in Section 3. Third, based on the vector representation, we construct the inputs of a multi-channel G-CNN and an attention-based LSTM to learn news and users representation, respectively. We should mention that, different from usually CNN, we consider both entity semantics and environment semantics. So, for each piece of news, we concatenate its topic/category/tag vectors for not only those nodes that are connected to it directly (we call first-order topic/category/tag), but also those nodes that are connected to nearby news in its certain neighborhood (we

call higher-order topic/category/tag). In fact, we also assign weights on those vectors in descending order as the level gets deeper. In short, our input to G-CNN is a tensor instead of a matrix in usual case. Finally, we combine all features learned in the third step and concentration feature calculated in second step together, input into two fully connected neural network and finish the six-classification task. This whole mechanism including the behavior graph consists of G-BBAN.

To wrap up, interactive news page is a new scenario in news apps where a systematic learning mechanism for multiple behaviors is necessary. There are limited work considering this more generalized news recommendation problem so far. As we expected, the breadth of features is particularly important to break the bottleneck of deep learning. Simple feature cannot meet the need of personalized recommendation system anymore. Meanwhile, user's concentration degree on the interests affects his/her behavior patterns when reading news. For example, users with high concentration degree tend to generate a lot of similar behaviors for a certain type of news. On the contrary, users with low concentration degree tend to have more diverse behaviors. In our work, we exploit core and coritivity concept, proposed by [40] for graph theory, to extract a reasonable measure of concentration degree from interaction behavior graph. Based on this technique, we can recommend news to different users at different diversity levels. To the best of our knowledge, we are the very first one to incorporate this feature into recommendation system.

**Contribution:** Our contribution in this paper can be summarized as following five-fold:

- Within the recommendation system, we establish a data foundation called interaction behavior graph, based on users interactive behaviors and profiles. It includes users, news, topics, posters, categories, tags as entity vertices (i.e. nodes).
  - We focus on connection information of nodes on the graph, obtain the node sequences by applying random walk method, and learn the network representation.
  - We propose the concept of user concentration feature to measure the demand on news diversity of each user. This auxiliary feature is determined by core and coritivity of the user subgraph. By including this feature, we can adaptively recommend news from different diversity levels and further build an user-oriented system. The advantage of this adaptation will finally reflect on the performance of the system.
  - We embed a multi-channel network G-CNN and an attention-based LSTM in G-BBAN to learn entity and environment semantics and learn behavior sequence representation, respectively. Another two layers aim to detect potential associations among news further.
- We apply G-BBAN to a real dataset from Tencent News App and show its superiority through comprehensive comparisons with state-of-the-art methods and its own variants.

**Related work:** There is a plethora of literature on training recommendation system from deep neural network. For example, [23] proposed a framework based on RNN to generate user representation with browsing histories as input sequence. In addition, DeepFM in [12] considered learning feature interactions through a new neural network architecture, which combines the power of factorization machines for recommendation and deep learning for feature learning. YouTubeNet in [9] applied the classic two-stage information retrieval dichotomy for video recommendation, achieved by deep candidate generation model and deep ranking model respectively. Collaborative Deep Learning in [36], a hierarchical Bayesian model, addressed the sparsity issue in ratings and jointly performed deep representation learning for the content information and collaborative filtering for the ratings matrix. Neural CF in [14] focused on generalizing matrix factorization and replacing inner product on the latent features of users and items by multi-layer perceptron. All aforementioned work built popular deep-learning-based recommendation systems. However, they are less concerned with several issues including the timeliness of news recommendation, the contextual connection, the sensitivity of user preference, and the demand for news diversity. To resolve those issues, people take advantage of representation learning to incorporate other auxiliary features into the system. Specifically, for the news recommendation, [19] proposed a multi-channel deep fusion approach towards representation learning for personalized recommendation. [37] used a knowledge graph to extract latent knowledge-level connections among news for having a more precise recommendation. However, they separate the features of users and news from each other so that some implicit connections among features are ignored. Also, though their general-purpose knowledge graph can enhance the entity-based information, it fails to catch any behavior-based information for a specific user. On this aspect, to understand behavior connections among news and users in a deeper level, a more targeted domain-specific knowledge graph is required [39]. Comparing with previous mentioned work, our task is in a more complicated scenario. The characteristics of news on interactive page need to be used not only for distinguishing multiple behaviors (i.e. six possible behaviors) of each user but also for estimating concentration feature. To address the implicit connections among users and news, we build the interaction behavior graph and use tools from graph theory on one hand. On the other hand, we use CNN to learn the environment semantics around each piece of news with certain weights determined by the distance away from the candidate news on the graph, and this is immersed in

learning entity semantics.

**Structure of the paper:** In Section 2, we introduce some preliminary concepts including core and coritivity theory, network representation learning, and also formulate our considered recommendation problem. In Section 3, we delve into the detail of our model, G-BBAN, and some intermediate algorithms we are based on. Then, we conduct extensive comparisons with different advanced models with real data in Section 4 and give a conclusion in Section 5.

## 2 Preliminary and Problem Formulation

In this section, we introduce the concept of core, coritivity, and network representation learning, and then formulate the recommendation problem considered in this paper. In our context, the terminologies of node and entity are exchangeable.

### 2.1 Core and Coritivity

In a network, there are always some entities that are locating at important positions and playing crucial roles. Removing these entities may lead the network to enter a decentralized state. We call these entities cores of the graph network. To study cores and their effects, [40] proposed the concept of core and coritivity, which quantitatively measures the importance of a set of nodes by the number of connected components showing up after deleting the nodes and their incident edges from the graph. The formal definitions are as follows.

**Definition 1** (Coritivity). *Given an undirected connected graph  $G$ , with  $V(G)$  and  $E(G)$  representing the node set and edge set respectively, the coritivity  $h(G)$  of the graph  $G$  is defined as:*

$$h(G) = \max\{\omega(G - S) - |S|; S \in C(G)\}, \quad (1)$$

where  $C(G)$  denotes the set of all vertex cuts of  $G$ , and  $\omega(G - S)$  is the number of connected components of  $G - S$ . For  $S \subseteq V(G)$ ,  $G - S$  denotes the graph obtained by deleting node set  $S$  together with all edges incident with any node in  $S$ .  $|S|$  stands for the number of nodes in  $S$ .

**Definition 2** (Core). *Set  $S$  is called a core of graph  $G$ , if  $S \in C(G)$  and satisfies*

$$h(G) = \omega(G - S) - |S|. \quad (2)$$

According to definitions, it's useful to note that each network has a unique coritivity value but may have many different cores. Each core is a cut set that satisfies (2). Our work applies core and coritivity concept and use the pair  $(|S|, h(G))$

of each subgraph induced by specific user to measure the concentration degree on his/her interests. It's easy to see the larger  $h(G)$  or  $|S|$  implies the more connected components or important nodes, further implies the lower concentration degree and the larger demand on news diversity. Since the coritivity indicates the importance of core nodes, given a network, the most fundamental problem is to design an algorithm to calculate the coritivity. [42] proved that exactly computing the coritivity is an NP-hard problem in general. Fortunately, inspired by [44], we can use a heuristic algorithm based on the Max-Min Ant System (MMAS) to calculate approximately.

### 2.2 Network Representation Learning

The network is a common and convenient way to represent entities and relationships (or implicit connections) among them. The representation learning or feature learning studies how to convert the network information to dense, low-dimensional, real-valued vectors, which can be used as the inputs of machine learning algorithms directly. This area has attracted great attention since techniques in representation learning allow a system to automatically discover the features from raw data and transfer network information to quantitative relation. To be specific, the input is a graph and the outputs are series of vectors associated to each node on the graph. The target we want to achieve is: the closer two nodes on the graph is, the larger the inner product of two vectors will be.

Let's introduce two methods that we are based on: DeepWalk [26] and Node2vec [11].

- **DeepWalk** uses local information obtained from several random walks with certain length on the network to learn latent representations, and treats node sequences as the equivalent of sentences. It utilizes the SkipGram and Hierarchical Softmax model to probabilize the pairs of nodes in each local window in the random walk sequence, and finally maximizes the likelihood by the stochastic gradient descent. SkipGram is a language model that maximizes the cooccurrence probability among the words. It tries to maximize classification of a word based on another word in the same sentence. More precisely, it use each current word as an input to a log-linear classifier with continuous projection layer, and predict words within a certain range before and after the current word.
- **Node2vec** extends the DeepWalk algorithm by developing a flexible biased random walk procedure, which can explore neighborhoods in both breadth-first sampling (BFS) and depth-first sampling (DFS) fashion. It defines two parameters  $p$  and  $q$  to guide the walk. Consider a random walk just traversed edge  $(t, v)$  and now resides at node  $v$ , the walk now needs to decide on the next step, so it evaluates the transition probabilities  $\pi_{vx}$  on edges

$(v, x)$  leading from  $v$ . We set the unnormalized transition probability to be  $\pi_{vx} = \alpha_{pq}(t, x) \cdot w_{vx}$ , where

$$\alpha_{pq}(t, x) = \begin{cases} \frac{1}{p} & d_{tx} = 0, \\ 1 & d_{tx} = 1, \\ \frac{1}{q} & d_{tx} = 2, \end{cases} \quad (3)$$

and  $d_{tx}$  denotes the shortest path distance between nodes  $t$  and  $x$ , and  $w_{vx}$  is the weight of edge  $(v, x)$ . Note that  $d_{tx}$  must be one of 0, 1, 2, and hence, the two parameters are necessary and sufficient to guide the walk.

### 2.3 Problem Formulation

We formulate the news recommendation problem as follows. For a given user  $i$ , we denote the behavior history set by  $\{b_{i_1}, b_{i_2}, \dots, b_{i_{N_i}}\}$ , where  $b_{i_j}$  ( $j = 1, \dots, N_i$ ) is the  $j$ -th news triggered by user  $i$ , and  $N_i$  is the total number of user's triggered news. Here "trigger" means user has browsed this news. Each news  $b$  in the behavior history is composed of a sequence of words indicating contents, tags, primary and secondary categories, i.e.

$$b = [w_1, w_2, \dots, w_{M_i}, tag_1, tag_2, \dots, tag_9, cat_1, cat_2].$$

Surely, each news  $b$  will be associated with different users on the interaction behavior graph. Given behavior history set for all users, we aim to predict whether user  $i$  will behave positively on a candidate news  $b_j$  that he/she has not seen before. Further, if he/she tends to behave positively, what's the probability of each of five possible behaviors (from click to follow).

## 3 The Proposed Method

The framework of our proposed method is composed of interaction behavior graph generation, network representation learning, user concentration feature learning, user and news representation, and behavior prediction.

As shown in Figure 2, our recommendation system takes one piece of candidate news and a sequence of user's triggered news as inputs. We first construct data foundation so called interaction behavior graph by combining users profiles and behaviors logs. Then, we get the node embedding by conducting network representation learning. For each piece of news, a special-designed G-CNN is used to process its contents, topics, tags and categories and further generate news representation. For each user, we extract subgraph feature as user concentration feature and use LSTM to learn the behavior representation. Finally, we combine the user embedding with the candidate news embedding, and feed them into two-layer

fully connected neural network to calculate the predicted probability that user will act. In the following, we will interpret each part thoroughly with an emphasis on the novelty.

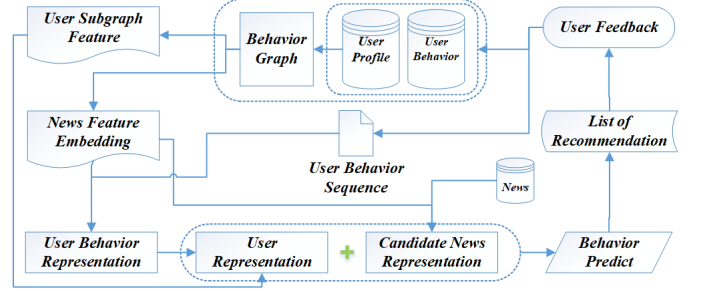


Figure 2: The framework of news recommendation.

### 3.1 Construction of Behavior Graph

Users behaviors are becoming more and more diversified, and interactions among users are increasing as well. Therefore, the representation of user behavior characteristics has to be addressed seriously for having a good recommendation system. However, the existing feature representation methods have different limitations on displaying abstract relationships between various parts. In order to fully exploit the associated information among entities, we build a structured user interaction behavior graph for multi-level and multi-category data, which is also a critical foundation for our recommendation system and allows us to combine deep learning methods with tools from graph theory. We should point out that using a graph to represent complicated relationship is especially suitable for interactive news recommendation.

After researching the topic product form, we analyze the interaction factors under market scenario and construct the user interaction behavior graph by integrating users profiles and behaviors logs. Our interaction behavior graph contains seven types of entity nodes: news, posters, users, topics, tags, primary categories, and secondary categories. They are expressed as  $B, Uf, U, T, Tg, C1, C2$  respectively. The formulation of the graph  $G$  is given by

$$G = (V, E, \varphi), E = \{(e_i, \omega_{e_i}) | \omega_{e_i} \in \Omega\}, \varphi : E \rightarrow V \times V$$

where  $V$  is the vertex set of the graph and we have  $V = B \cup Uf \cup U \cup T \cup Tg \cup C1 \cup C2$ ;  $E$  is the edge set which contains labels and weights; and  $\varphi$  is the relationship projecting each edge to its two vertices. In our work, the weight is calculated according to different edge types. For the user-news edge, we assign the weight based on user's behavior, which increases proportionally from unclick to share. For the user-category/tag/topic/poster edge, the weight is assigned by the proportion of each class of news that user has browsed. For the news-topic edge, we assign the weight to be 0.5 since each

piece of news belongs to a unique topic (i.e. it does not connect to other topics node). For the news-category/tag/poster edge, we set weight by proportion similarly.

The user interaction behavior graph contains multiple features of users and news, and integrates the relationships among entities through topology method. The proposed behavior graph not only provides a more proper data structure for interactive recommendation, but also increases the breadth of features. Furthermore, it can also be applied to learn a variety of topological features.

### 3.2 Concentration Feature and Network Representation Learning

User’s concentration degree on news preferences affects characteristics of reading news directly. It’s reasonable to assume that users tend to repeat similar behaviors for a certain class of news if they have relatively narrow preferences. In contrast, they will be more likely to behave in a different way if there preferences are extremely wide. In order to personalize the diversity degree, we need take user’s concentration feature into account, which will improve the accuracy even further.

As discussed in previous section, the coritivity is used to describe the importance of a group of nodes in the network and is widely used in information security and brain graph structure analysis. Based on the user interaction behavior graph, the concept of coritivity is introduced to characterize the user’s concentration. As shown in Figure 3, for each user, we first extract an induced subgraph from interaction behavior graph based on the vertex set that includes this specific user vertex and all adjacent vertices. Then, we calculate core and coritivity for the subgraph. Finally, the pair, where the first entry is the number of vertices in the core and the second entry is the coritivity, will be the concentration feature of this user. The reasonability of this measure comes from the definition and property of core and coritivity.

Considering the NP-hardness of computing the coritivity, we use MMAS algorithm to approximate the coritivity of the user subgraph. The MMAS algorithm is a random search algorithm that simulates the ants foraging behavior in nature. It’s an extension of ant colony optimization (ACO) algorithm and the approximate solution is sometimes metastable.

For the network representation learning, we implement modified Node2vec algorithm [11]. Note that every piece of news contains multiple features that need to be embedded, such as tags, primary categories, and secondary categories, and these features are displayed as nodes on the interaction behavior graph connected by users nodes with different weights according to different behaviors. So, all features for news nodes naturally integrate the user behavior information. There are about 10 million relations on the behavior graph in total which connect all kinds of nodes. Deepwalk algorithm [26] is not

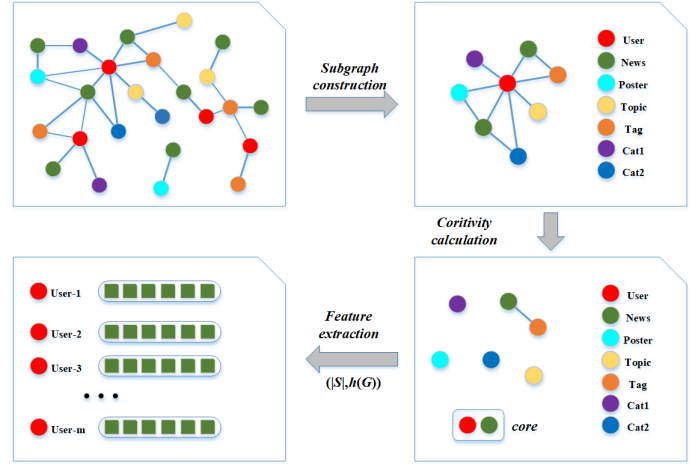


Figure 3: The concentration feature learning.

suitable since our graph is weighted unequally. In fact, the reason why we let weight increase as users act from unclick to share is that the weight on each edge is actually a transition probability when we perform random walk to get node sequences on the graph. Based on typical usage custom, the behavior positiveness increases along the sequence of unclick, click, like, follow, comment, share, so the transition probability should also increase correspondingly. We set the length of the random walk to be 20. The node sequence is treated to be the sentence in natural language (the sequence and the nodes in the sequence are equivalent to the sentence and the words in the sentence respectively), and modeled by SkipGram to learn corresponding vector representation. In the end, we get the node embedding of the users, news, topics, posters, tags and categories.

### 3.3 News and Users Representation

How to express the semantic information of entities is a key step in news recommendation. We emphasize the embodiment of the correlation here. Back to the previous step, all nodes on the interaction behavior graph are represented by the network representation learning, which involves information of users behaviors and news. Since every piece of news is also characterized by its own content besides its tags and categories, in this step, we also perform the Chinese word segmentation for news contents to get the embedding of each word from the existing word2vec library. The vector representation of contents together with other features learned from previous step form the embedding matrix of the input news  $b$ :

$$news_{in}(b) = [w_{b_1}, \dots, w_{b_{M_b}}, tag_{b_1}, \dots, tag_{b_9}, cat_{b_1}, cat_{b_2}]$$

where  $w_{b_1:b_{M_b}} = [w_{b_1}, \dots, w_{b_{M_b}}]$  is the word embedding matrix, and  $tag_{b_1:b_9}, cat_{b_1,b_2}$  are the tag embedding matrix and

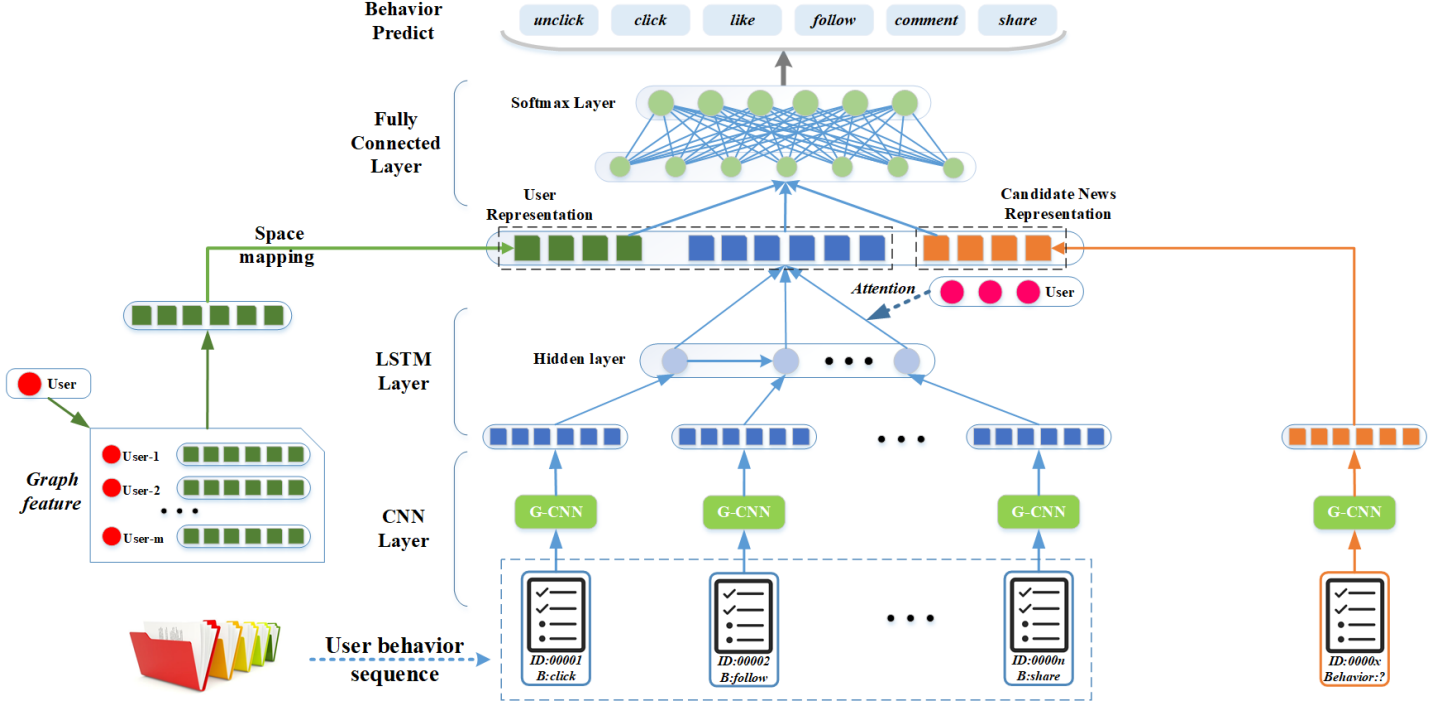


Figure 4: Illustration of the G-BBAN.

the category embedding matrix of the news  $b$ . We call the tag and category matrix G-embedding.

As shown in Figure 5, we design an ad-hoc neural network to learn the news representation. First, through searching from user interaction behavior graph, we find several news  $b_1, b_2, \dots, b_n$  that are browsed most recently from news  $b$ . It's useful to note that the word embedding and G-embedding are not learned in the same space, so we need map the word embedding from the word space to the graph space, and then combine it with the G-embedding to form the news embedding matrix:

$$news(b) = [g(w_{b_1:b_{M_b}}), tag_{b_1:b_9}, cat_{b_1,b_2}], \quad (4)$$

$$g(w_{b_1:b_{M_b}}) = \tanh(Mw_{b_1:b_{M_b}} + d),$$

where  $M, d$  are trainable transformation matrix and bias. The news with its embedding matrix constitute a multi-layer tensor:

$$news = [news(b), news(b_1), news(b_2), \dots, news(b_n)]. \quad (5)$$

Finally we can derive the news representation through a multi-channel CNN and a max-over-time pooling operation on this tensor.

Different from news representation, the user concentration feature representation and the user behavior feature representation consist of the user representation together. Further, the

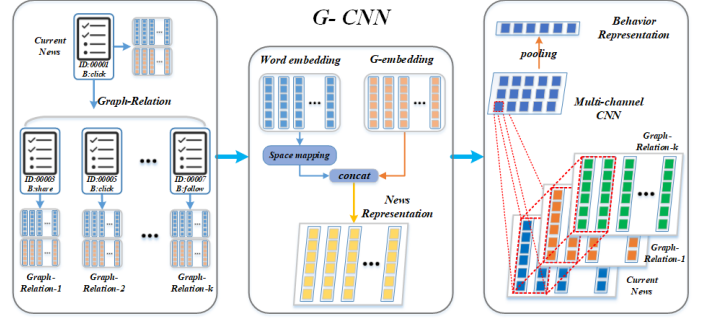


Figure 5: Architecture of G-CNN for news representation.

user representation together with the news representation form the feature learning part of our recommendation system. In Figure 4, we feed the embedding matrix of one of candidate news into the network, and then learn its news representation through G-CNN. Meanwhile, the news sequence  $[b_{i_1}, b_{i_2}, \dots]$  is also injected into the network. Same as the candidate news, each embedding matrix will be transformed to a vector through G-CNN. Last, we apply the LSTM method to learn the user's behavior representation.

### 3.4 Behavior Prediction

By now, we have discussed the user and the candidate news representation. Let's consider transforming the ranking problem into a six-classification problem, which is more appropri-

ate for interactive news recommendation than CTR prediction. In Tencent News App, users behaviors are divided into six classes. For a specific user, we quantify his/her behavior by counting the number of incidents of various behaviors and deciding his/her behavioral costs. There is a fully connected network to classify the candidate news for user which uses a softmax function to get the probability of each class.

Considering the user interaction behavior graph and the news related information, we define following loss function:

$$Loss = \sum_{k=1}^n CE(\theta^k) + c_1 \cdot R_1(\theta) + c_2 \cdot R_2(\theta), \quad (6)$$

where

$$\hat{y}_i^k = softmax(\theta^k) = \frac{\exp(\theta_i^k)}{\sum_j \exp(\theta_j^k)},$$

$$CE(\theta^k) = - \sum_{i=1}^{|B|} \alpha_i \times y_i^k \times \log(\hat{y}_i^k),$$

$$R_1(\theta) = \sum_{k=1}^n \max(0, 1 + \max_{i \neq l} \hat{y}_i^k - \hat{y}_l^k),$$

$$R_2(\theta) = tr(FLF^T),$$

$\theta^k$  is the  $k$ -th input sample,  $y_i^k$  is the true probability distribution,  $\hat{y}_i^k$  is the predicted probability distribution,  $l$  is the real label,  $L$  is the Laplacian matrix,  $F_{i,k} = \hat{y}_i^k$ , and  $c_1, c_2, \alpha_i$  are constants. Our loss function consists of cross entropy, maximum interval regularity and manifold regularity. We apply stochastic gradient descent to train neural network with above loss function.

## 4 Experiment

In this section, we test the effectiveness of proposed recommendation system by offline evaluation. We give a brief discussion on the setup of parameters in our model and present the results of comparisons with other state-of-the-art models with using past serving logs.

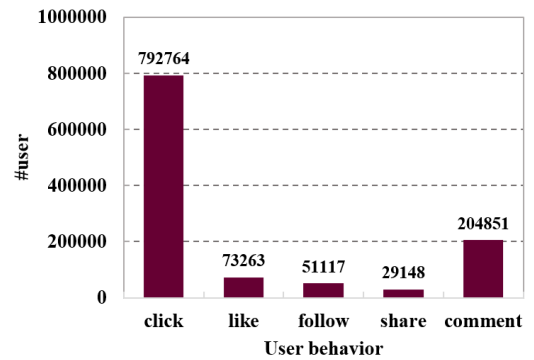
### 4.1 Dataset Description

The datasets we work on are from the sever logs of Tencent News App. Basically, our data are separated into four datasets. The first set (behavior logs) includes information about user id, timestamp, news id, topic id, behavior. The second set (user profile) includes user id, category 1 id, category 2 id, tag id. The other two sets are indexes: one set (news index) contains news id, topic id, content, category 1 id, category 2 id, poster id; the other (topic index) contains topic id, title, category 1 id, category 2 id, tag id. We should mention that the primary category and secondary category in last three sets are

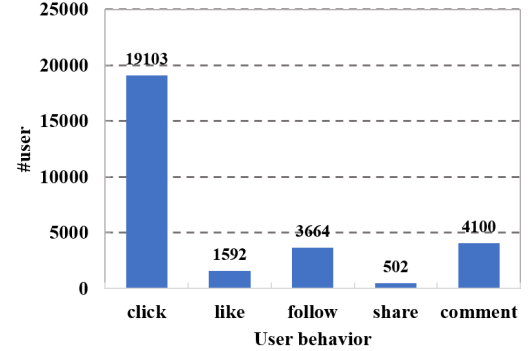
not exactly same. Some categories are special and appear only in one dictionary. When we construct interaction behavior graph, we use all information in four datasets, which means each category/topic/tag corresponds to one node, as long as it appears in one of four datasets. We approximately sample 220 thousand users in total, and collect data from June 19, 2018 to July 16, 2018 as the training set, and July 17, 2018 as the test set. There are 4,604,572 logs in the training set in total and 289,610 logs in test set. The basic statistics of the news dataset are shown in Table 1.

Table 1: Real Data Statistic

#users	223,931	#tags	29,564
#news	54,338	#topics	979
#logs	4,894,182	#categories	333
#relations	10,072,780	#nodes	300,932



(a) training set



(b) test set

Figure 6: Distribution of user behavior.

From the Table 1, we see there are about 10 million relations in the user interaction behavior graph which connect all kinds of nodes. Statistics of sorted users behaviors for both training set and test set are summarized in Figure 6. The behavior distribution have a rather high weight on “click” and low weight on “share”.



## 4.2 Evaluation Metric

To make our six-classification task comparable with other advanced biclassification models, we treat “unclick” behavior as negative class and the other five behaviors as positive class when we evaluate the performance. We apply two popular metrics to evaluate the rankings provided by each model.

One is the Area Under the ROC Curve (AUC). Here ROC is the shorthand for receiver operating characteristic. The ROC curve is created by plotting the true positive rate (TPR) against the false positive rate (FPR) at various threshold settings. TPR is also known as sensitivity, recall, or probability of detection, while FPR is also known as the fall-out or probability of false alarm. By definition of AUC, the metric can describe the probability that the model will rank positive samples in front of negative samples. Therefore, AUC is often used for evaluating models that doing ranking task, such as search and recommendation. AUC is not sensitive to the ratio of positive and negative samples. In the case of sample imbalance, the classifier can still be reasonably evaluated through AUC. Further, the calculation method of AUC also considers the ability of a classifier to classify positive and negative samples. This classification ability is closely related to the probability and threshold on ROC curve. Generally, the better the classification ability (the larger the AUC), the more reasonable the output probability, and the more reasonable the ranking result.

The other is the click-through rate (CTR). In our paper, we use precision as the offline surrogate of CTR, defined as

$$\text{precision} = \frac{\text{true positive}}{\text{true positive} + \text{false positive}}.$$

Note that offline evaluation of CTR plays an important role in the company’s technical processes, since an appropriate offline evaluation can save a lot of time, labor, and resource costs.

## 4.3 Baseline and Parameter Setup

We use five state-of-the-art methods listed in Table 2 as baselines in our experiments.

**Table 2:** Baseline Models Descriptions

Model	Description
LibFM	Feature-based factorization mode
DeepFM	FM-based Neural Network
YouTubeNet	Deep ranking network
LSTM	Recurrent model using LSTM
CNN	Deep model using CNN

Factorization machine (FM) [27] is a generic approach that allows to mimic most of factorization models through the feature engineering. There are two general FM-based models

for recommendation, LibFM and DeepFM. LibFM [28] is a feature-based factorization model and widely used in CTR prediction. In our work, the input feature of each piece of news for LibFM has three parts: TF-IDF features, tags, and categories. We concatenate the features of users and candidate news to input into LibFM. DeepFM [12] is a general deep-learning-based model for recommendation, which combines the power of factorization machines for recommendation and deep learning for feature learning in a new neural network architecture. The input of DeepFM is the same as LibFM. YouTubeNet [9] is split in two parts according to the classic two-stage information retrieval dichotomy: a deep candidate generation model and a separate deep ranking model. We only use the second part to compare the performance in interactive news recommendation problem.

Above three methods are widely used in news recommendation and have good performance. The next two state-of-the-art algorithms are related to our method. [23] proposed an embedding-based method, which starts with representations of articles based on a variant of denoising autoencoder, and generates user representation by using a recurrent neural network (RNN) with browsing history as input sequence. We denote this embedding-based method by LSTM. As the comparison, DKN [37] is a content-based deep recommendation framework for click-through rate prediction. We only use the CNN part in their model to compare the ranking result.

**Parameter setup:** Since all baselines are targeted at biclassification task and there is limited work that considers six-classification task for news recommendation, we will combine all five positive behaviors together as one positive class when training baseline models. Also, we only use previous five triggered news to predict next one for each user (i.e.  $n = 5$  in (5)). Here the timestamp comes from the first dataset. Throughout our experiments, we apply mini-batch Adam for adjusting learning rate. The mini-batch size is set to be 1200 and the initial learning rate is 0.01. The dimension of vector representations of users and news is fixed at 300. The hidden layer in LSTM has 50 dimensions and CNN has 50 convolution kernels per layer. We repeat every setup for five times and report the average and maximum deviation as results. As stated before, we make use of the heuristic algorithm, MMAS, to calculate the core and coritivity of the user subgraph. The maximum iteration of MMAS is set to be 50. Other parameters for the baselines are set as described in corresponding references.

## 4.4 Experimental Result

We summarize the comparison results of different models as follows. To test the effectiveness of our concentration feature, environmental semantics (used in G-CNN), manifold regularity ( $R_2$  penalty in (6)), and also attention network (used in

LSTM, see Figure 4), we first simplify our proposed model by removing all above techniques. The vanilla model is denoted as G-BBAN. The effectiveness of above four critical components will be tested later. As stated before, we combine five positive behaviors as one positive class to calculate AUC and CTR, which we think is a fair way to make our model comparable with other biclassification models.

The comparison results are shown in Table 3. From the table, we see G-BBAN has the best score for both metrics, while the LibFM performs worst.

**Table 3:** Comparison with Baseline Models

Model	AUC	CTR
LibFM	62.2±0.3	30.2±0.8
DeepFM	63.4±0.7	33.5±0.5
YouTubeNet	64.8±1.0	36.3±0.7
LSTM	66.8±1.3	34.4±0.3
CNN	66.1±1.7	34.0±0.6
G-BBAN	<b>69.7±1.1</b>	<b>39.2±1.3</b>

We can draw the conclusion that deep models are effective in capturing the relations and dependencies in interactive news data. This is because that other deep-learning-based baselines also outperform LibFM by 1.2% to 7.5% on AUC and 3.3% to 9.0% on CTR. The YouTubeNet only uses several ReLU layers and a Softmax layer to predict the class probabilities. CNN-based and LSTM-based methods can learn latent news representation better and achieve a better score. Our method G-BBAN uses the G-CNN to combine the word embedding with the tag and category embedding, and then uses the LSTM to learn the user representation. It achieves the best performance. As for effectiveness, we find that both CNN and LSTM in baseline take 5 hours around to train, and so does our method though we have a hybrid network. LibFM is quite different which takes only 1 hour. But its prediction is very poor. Our method can ensure that the system is upgraded multiple times per day.

Further, to demonstrate the efficacy of the core and coritivity, we introduce user concentration feature into our model and each baseline model as well and do comparison again. The results are presented in Table 4.

From Table 4, we see including the core and coritivity to the system does improve the performance for most of methods. The usage of user concentration feature is effective to boost the performance of our proposed G-BBAN. Specifically, the AUC of CNN-based, LSTM-based, and our method increases by 1.1%, 2.1% and 2.9%, respectively. It’s more significant on recurrent models, although the score of the LibFM, DeepFM and YouTubeNet does not increase prominently, or even decreased. We attribute the improvement of core and coritivity to

**Table 4:** Results with user concentration

Model	AUC	CTR
LibFM	61.7±0.4	33.7±0.7
DeepFM	63.6±1.2	36.0±0.9
YouTubeNet	65.5±0.9	36.8±0.5
LSTM	68.9±1.5	37.1±0.7
CNN	67.2±1.1	36.9±0.7
G-BBAN	<b>72.6±1.3</b>	<b>42.3±1.4</b>

two reasons: (i) the coritivity quantifies the importance of core nodes and helps to distinguish different users from an unitary perspective; (ii) in real dataset, the behavior sequence reflects user’s concentration degree in some sense and our interaction behavior graph can make behavior patten more clear, which is further dug out by core and coritivity.

In addition, to test the efficacy of other components in our model, we consider several variants of vanilla G-BBAN and compare itself from following four aspects.

- the usage of attention network and manifold regularity (MR);
- the usage of the core and coritivity (GF).
- the choice of network representation learning method: Deepwalk where weights are set equally; Node2vec where weights are set as (3) with  $p = 1, q = 2$ ; modified Node2vec where weights are set as we mentioned in Section 3;
- the usage of environmental news semantics information (ENSI): the depth (or radius) of environment varies from 1 to 9. For example, depth=9 means, when we learn news representation for a specific piece of news, we include all embedding matrices of 9 closest news around it as environmental semantics, with weights decreasing proportionally with respect to depth. In this case,  $news(b)$  in (4) will be an embedding tensor and the total number of channels of G-CNN is 10;

From the Table 5, G-BBAN with an attention network works better than vanilla method, because attention network can capture users’ diverse reading interests. The AUC score increases from 69.7% to 71.6%. Using the real weight to generate random walk sequence also achieves better result than Deepwalk and Node2vec, due to the reflection of user preferences and relation among entities. Moreover, combining environment semantics with entity semantics appropriately benefits behavior prediction. Last, G-BBAN with including concentration feature outperforms other variants, regardless of using the attention network or not. But our experiment shows including both concentration feature and attention network will achieve the best score in two metrics. So we conclude that core and

**Table 5:** Results on Variants of G-BBAN

Model	AUC	CTR
G-BBAN	69.7±1.1	39.2±1.3
G-BBAN+attention	71.6±0.7	40.4±0.6
G-BBAN+MR	72.2±1.6	39.2±0.7
G-BBAN with Deepwalk	69.2±1.3	39.1±1.1
G-BBAN with Node2vec	68.9±1.0	38.5±0.3
G-BBAN with 1 ENSI	67.8±1.3	39.1±0.6
G-BBAN with 5 ENSI	72.4±1.6	39.5±0.5
G-BBAN with 9 ENSI	69.8±1.4	40.1±0.3
G-BBAN+GF	72.6±1.3	42.3±1.4
G-BBAN+GF+attention	<b>73.2±0.9</b>	<b>43.3±1.2</b>

coritvity are able to capture the feature of users interests concentration, and are helpful to attain a tremendous improvement from vanilla method.

## 5 Conclusion

In the paper, we propose a graph-based broad behavior-aware network (G-BBAN) to resolve the challenges in news recommendation, such as losing sight of the multiple feedback, behavior sequence representation and personalized diversity demand. We establish an interaction behavior graph for structuring the multi-level and multi-category data, which is the data foundation of the recommendation. G-BBAN outputs six probabilities of users' potential behaviors for each piece of candidate news. We design an improved Deepwalk to learn the node embedding that contains the information of users behaviors and uneven association among various nodes. The G-CNN and attention-based LSTM is applied to learn the news and users historical behaviors representations. The experimental results show the effectiveness and superiority of our proposed method.

For the future work, one interesting extension is about the correlation between two continuous behaviors. How to find a reasonable way to measure the affect of previous behavior on the next behavior apart from news affect is unknown to us. Also, defining a metric to measure the news diversity, which may require to predict a series of news instead of one item of news, is also an open project.

## References

- [1] Dzmitry Bahdanau, Kyunghyun Cho, and Yoshua Bengio. Neural machine translation by jointly learning to align and translate. *arXiv preprint arXiv:1409.0473*, 2014.
- [2] Marko Balabanović and Yoav Shoham. Fab: content-based, collaborative recommendation. *Communications of the ACM*, 40(3):66–72, 1997.
- [3] Trapit Bansal, Mrinal Das, and Chiranjib Bhattacharyya. Content driven user profiling for comment-worthy recommendations of news and blog articles. In *Proceedings of the 9th ACM Conference on Recommender Systems*, pages 195–202. ACM, 2015.
- [4] Chumki Basu, Haym Hirsh, William Cohen, et al. Recommendation as classification: Using social and content-based information in recommendation. In *Aaai/iaai*, pages 714–720, 1998.
- [5] David M Blei, Andrew Y Ng, and Michael I Jordan. Latent dirichlet allocation. *Journal of machine Learning research*, 3(Jan):993–1022, 2003.
- [6] John S Breese, David Heckerman, and Carl Kadie. Empirical analysis of predictive algorithms for collaborative filtering. In *Proceedings of the Fourteenth conference on Uncertainty in artificial intelligence*, pages 43–52. Morgan Kaufmann Publishers Inc., 1998.
- [7] Robin Burke. Hybrid recommender systems: Survey and experiments. *User modeling and user-adapted interaction*, 12(4):331–370, 2002.
- [8] Kyunghyun Cho, Bart Van Merriënboer, Caglar Gulcehre, Dzmitry Bahdanau, Fethi Bougares, Holger Schwenk, and Yoshua Bengio. Learning phrase representations using rnn encoder-decoder for statistical machine translation. *arXiv preprint arXiv:1406.1078*, 2014.
- [9] Paul Covington, Jay Adams, and Emre Sargin. Deep neural networks for youtube recommendations. In *Proceedings of the 10th ACM Conference on Recommender Systems*, pages 191–198. ACM, 2016.
- [10] William M Darling. A theoretical and practical implementation tutorial on topic modeling and gibbs sampling. In *Proceedings of the 49th annual meeting of the association for computational linguistics: Human language technologies*, pages 642–647, 2011.
- [11] Aditya Grover and Jure Leskovec. node2vec: Scalable feature learning for networks. In *Proceedings of the 22nd ACM SIGKDD international conference on Knowledge discovery and data mining*, pages 855–864. ACM, 2016.
- [12] Huifeng Guo, Ruiming Tang, Yunming Ye, Zhenguo Li, and Xiuqiang He. Deepfm: a factorization-machine based neural network for ctr prediction. *arXiv preprint arXiv:1703.04247*, 2017.

- [13] Kaiming He, Xiangyu Zhang, Shaoqing Ren, and Jian Sun. Deep residual learning for image recognition. In *Proceedings of the IEEE conference on computer vision and pattern recognition*, pages 770–778, 2016.
- [14] Xiangnan He, Lizi Liao, Hanwang Zhang, Liqiang Nie, Xia Hu, and Tat-Seng Chua. Neural collaborative filtering. In *Proceedings of the 26th International Conference on World Wide Web*, pages 173–182. International World Wide Web Conferences Steering Committee, 2017.
- [15] Lun-ping Hung. A personalized recommendation system based on product taxonomy for one-to-one marketing online. *Expert systems with applications*, 29(2):383–392, 2005.
- [16] Amin Javari and Mahdi Jalili. A probabilistic model to resolve diversity–accuracy challenge of recommendation systems. *Knowledge and Information Systems*, 44(3):609–627, 2015.
- [17] Ahmad A Kardan and Mahnaz Ebrahimi. A novel approach to hybrid recommendation systems based on association rules mining for content recommendation in asynchronous discussion groups. *Information Sciences*, 219:93–110, 2013.
- [18] Lei Li, Dingding Wang, Tao Li, Daniel Knox, and Balaji Padmanabhan. Scene: a scalable two-stage personalized news recommendation system. In *Proceedings of the 34th international ACM SIGIR conference on Research and development in Information Retrieval*, pages 125–134. ACM, 2011.
- [19] Jianxun Lian, Fuzheng Zhang, Xing Xie, and Guangzhong Sun. Towards better representation learning for personalized news recommendation: a multi-channel deep fusion approach. In *IJCAI*, pages 3805–3811, 2018.
- [20] Jiahui Liu, Peter Dolan, and Elin Rønby Pedersen. Personalized news recommendation based on click behavior. In *Proceedings of the 15th international conference on Intelligent user interfaces*, pages 31–40. ACM, 2010.
- [21] Julian John McAuley and Jure Leskovec. From amateurs to connoisseurs: modeling the evolution of user expertise through online reviews. In *Proceedings of the 22nd international conference on World Wide Web*, pages 897–908. ACM, 2013.
- [22] Hideki Nakayama and Noriki Nishida. Zero-resource machine translation by multimodal encoder–decoder network with multimedia pivot. *Machine Translation*, 31(1-2):49–64, 2017.
- [23] Shumpei Okura, Yukihiro Tagami, Shingo Ono, and Akira Tajima. Embedding-based news recommendation for millions of users. In *Proceedings of the 23rd ACM SIGKDD International Conference on Knowledge Discovery and Data Mining*, pages 1933–1942. ACM, 2017.
- [24] Kishore Papineni, Salim Roukos, Todd Ward, and Wei-Jing Zhu. Bleu: a method for automatic evaluation of machine translation. In *Proceedings of the 40th annual meeting on association for computational linguistics*, pages 311–318. Association for Computational Linguistics, 2002.
- [25] Michael J Pazzani and Daniel Billsus. Content-based recommendation systems. In *The adaptive web*, pages 325–341. Springer, 2007.
- [26] Bryan Perozzi, Rami Al-Rfou, and Steven Skiena. Deepwalk: Online learning of social representations. In *Proceedings of the 20th ACM SIGKDD international conference on Knowledge discovery and data mining*, pages 701–710. ACM, 2014.
- [27] Steffen Rendle. Factorization machines. In *Data Mining (ICDM), 2010 IEEE 10th International Conference on*, pages 995–1000. IEEE, 2010.
- [28] Steffen Rendle. Factorization machines with libfm. *ACM Transactions on Intelligent Systems and Technology (TIST)*, 3(3):57, 2012.
- [29] Paul Resnick and Hal R Varian. Recommender systems. *Communications of the ACM*, 40(3):56–58, 1997.
- [30] Francesco Ricci, Lior Rokach, and Bracha Shapira. Recommender systems: introduction and challenges. In *Recommender systems handbook*, pages 1–34. Springer, 2015.
- [31] Ruslan Salakhutdinov and Andriy Mnih. Bayesian probabilistic matrix factorization using markov chain monte carlo. In *Proceedings of the 25th international conference on Machine learning*, pages 880–887. ACM, 2008.
- [32] Badrul Sarwar, George Karypis, Joseph Konstan, and John Riedl. Item-based collaborative filtering recommendation algorithms. In *Proceedings of the 10th international conference on World Wide Web*, pages 285–295. ACM, 2001.
- [33] Donghyuk Shin, Suleyman Cetintas, Kuang-Chih Lee, and Inderjit S Dhillon. Tumblr blog recommendation with boosted inductive matrix completion. In *Proceedings of the 24th ACM International on Conference on*

- Information and Knowledge Management*, pages 203–212. ACM, 2015.
- [34] Karen Simonyan and Andrew Zisserman. Very deep convolutional networks for large-scale image recognition. *arXiv preprint arXiv:1409.1556*, 2014.
- [35] Jeong-Woo Son, A Kim, Seong-Bae Park, et al. A location-based news article recommendation with explicit localized semantic analysis. In *Proceedings of the 36th international ACM SIGIR conference on Research and development in information retrieval*, pages 293–302. ACM, 2013.
- [36] Hao Wang, Naiyan Wang, and Dit-Yan Yeung. Collaborative deep learning for recommender systems. In *Proceedings of the 21th ACM SIGKDD International Conference on Knowledge Discovery and Data Mining*, pages 1235–1244. ACM, 2015.
- [37] Hongwei Wang, Fuzheng Zhang, Xing Xie, and Minyi Guo. Dkn: Deep knowledge-aware network for news recommendation. *arXiv preprint arXiv:1801.08284*, 2018.
- [38] Yanlei Wu, Yang Yang, Fei Jiang, Shuyuan Jin, and Jin Xu. Coritivity-based influence maximization in social networks. *Physica A: Statistical Mechanics and its Applications*, 416:467–480, 2014.
- [39] Chenyan Xiong, Russell Power, and Jamie Callan. Explicit semantic ranking for academic search via knowledge graph embedding. In *Proceedings of the 26th international conference on world wide web*, pages 1271–1279. International World Wide Web Conferences Steering Committee, 2017.
- [40] Jin Xu et al. The core and coritivity of a system (vii)–subcore and an algorithm of coritivity. *Journal of System Engineering*, 14:243–246, 1999.
- [41] Jiawei Zhang and Philip S Yu. Broad learning:: An emerging area in social network analysis. *ACM SIGKDD Explorations Newsletter*, 20(1):24–50, 2018.
- [42] Kan Zhang, Fei Jiang, Yang Zuo, and Yunyun Niu. Structural vulnerability analysis in complex networks based on core theory. In *2016 IEEE First International Conference on Data Science in Cyberspace (DSC)*, pages 149–154. IEEE, 2016.
- [43] Yi Zhang and Jonathan Koren. Efficient bayesian hierarchical user modeling for recommendation system. In *Proceedings of the 30th annual international ACM SIGIR conference on Research and development in information retrieval*, pages 47–54. ACM, 2007.
- [44] Yifan Zhang, Kan Zhang, and Xinyi Zou. Structural brain network mining based on core theory. In *2018 IEEE Third International Conference on Data Science in Cyberspace (DSC)*. IEEE, 2018.
- [45] Yu Zhang, William Chan, and Navdeep Jaitly. Very deep convolutional networks for end-to-end speech recognition. In *Acoustics, Speech and Signal Processing (ICASSP), 2017 IEEE International Conference on*, pages 4845–4849. IEEE, 2017.
- [46] Guorui Zhou, Xiaoqiang Zhu, Chenru Song, Ying Fan, Han Zhu, Xiao Ma, Yanghui Yan, Junqi Jin, Han Li, and Kun Gai. Deep interest network for click-through rate prediction. In *Proceedings of the 24th ACM SIGKDD International Conference on Knowledge Discovery & Data Mining*, pages 1059–1068. ACM, 2018.