

Parametric Timed Broadcast Protocols^{*}

Étienne André^{1,2,3}[0000-0001-8473-9555]✉, Benoit
Delahaye⁴[0000-0002-9104-4361], Paulin Fournier⁴, and Didier
Lime⁵[0000-0001-9429-7586]

¹ Université Paris 13, LIPN, CNRS, UMR 7030, F-93430, Villetaneuse, France

² JFLI, CNRS, Tokyo, Japan eandre93430@lipn13.fr

³ National Institute of Informatics, Tokyo, Japan

⁴ Université de Nantes, LS2N UMR CNRS 6004, Nantes, France

⁵ École Centrale de Nantes, LS2N UMR CNRS 6004, Nantes, France

Abstract. In this paper we consider state reachability in networks composed of many identical processes running a parametric timed broadcast protocol (PTBP). PTBP are a new model extending both broadcast protocols and parametric timed automata. This work is, up to our knowledge, the first to consider the combination of both a parametric network size and timing parameters in clock guard constraints. Since the communication topology is of utmost importance in broadcast protocols, we investigate reachability problems in both clique semantics where every message reaches every processes, and in reconfigurable semantics where the set of receivers is chosen non-deterministically. In addition, we investigate the decidability status depending on whether the timing parameters in guards appear only as upper bounds in guards (U-PTBP), as lower bounds (L-PTBP) or when the set of parameters is partitioned in lower-bound and upper-bound parameters (L/U-PTBP).

Keywords: Parameterized systems, parametric timed model checking

1 Introduction

The application of model-checking to real-life complex systems faces several problems, and for many of them the use of parameters, i. e., symbolic constants representing an unknown quantity can be part of the solution. First, for big systems, the so-called *state-space explosion* limits the practical applicability of

* This is the author (and extended) version of the manuscript of the same name published in the proceedings of the 20th International Conference on Verification, Model Checking, and Abstract Interpretation (VMCAI 2019). The final version is available at http://dx.doi.org/10.1007/978-3-030-11245-5_23. This version contains additional examples and all proofs, and fixes a typo in the name of the problems considered. This work is partially supported by the ANR national research program PACS (ANR-14-CE28-0002) and by ERATO HASUO Metamathematics for Systems Design Project (No. JPMJER1603), JST.

model-checking. Such big systems however are in general specified as the composition of smaller systems. A particularly interesting setting is the one in which all the components are identical, such as in many communication protocols. The number of involved components can then be abstracted away as a *parameter*, with the hope of both overcoming the state-space explosion, and obtaining more useful answers from the model-checking process, such as “for which sizes of the system does some property hold?”. Second, the earlier in the development phase verification can be applied, the less costly will fixing the problems be. On the other hand, the earlier the verification is applied, the less information we have on the final system, in particular on many timing features, such as transmission times, watchdogs, etc. Parameters can also be useful here by abstracting away the precise values of some yet unknown features, and at the same time allowing their dimensioning.

In this paper, we propose to combine two different types of parameters, namely the *number of identical processes* and the *timing features*, and study the decidability of classic parametric decision problems in the resulting formalism. Both types of parameters, when introduced separately in timed automata-based formalisms, result in hard problems undecidable even in restricted settings.

Timed automata [AD94] extend finite-state automata with clocks, i. e., real-valued variables that can be compared to constants in guards, and reset along transitions. Parametric timed automata (PTA) [AHV93] allow to replace constants with unknown parameters in timing constraints. The most basic verification question, “does there exist a value for the parameters such that some location is reachable” is undecidable with as few as 1 integer- or rational-valued parameter [Mil00,BLS15], or when only 1 clock is compared to a unique parameter [Mil00] (with additional clocks); see [And18] for a survey. The main syntactic subclass of PTA for which decidability is obtained is L/U-PTA [HRSV02], in which the set of parameters is partitioned into lower-bound parameters (i. e., parameters always compared as a lower bound in a clock guard) and upper-bound parameters (always as upper bounds). L/U-PTA have been shown [HRSV02] to be expressive enough to model classical examples from the literature, such as root contention or Fischer’s mutual exclusion algorithm for instance.

Broadcast protocol networks [DSTZ12,DSZ11a,DSZ11b,DSZ10], allow treating the size of a network as an unknown parameter. Here also the most simple basic verification question “does there exist a value for the parameter such that some location is reachable by a process” is undecidable when considering arbitrary communication topologies [DSZ10]. However one can regain decidability by considering different communication topology settings. One option is to limit the topologies to cliques (every process receives every message) [DSZ11a,DSZ11b,DSZ10]. Another is to consider reconfigurable broadcasts in which the set of receivers is chosen non-deterministically at each step [DSTZ12]. A timed version of this broadcast protocol was studied in [ADR⁺16]. In the clique topology for this network, the reachability problem is decidable only when there is a single clock per process.

Contributions In this work, we provide one more level of abstraction to the formalisms of the literature by proposing *parametric timed broadcast protocols* (PTBP), i. e., a new formalism made of an arbitrary number of identical timed processes in which timing parameters can be used. A combination of two kinds of parameters seems natural, for example when designing and verifying communication protocols. Indeed, those protocols are required to work independently of the number of participants (hence the parametric size of networks) and the time constraints in each process are of paramount importance and thus could be tweaked in early development thanks to timing parameters. This work is, up to our knowledge, the first to consider the combination of both a parametric network size and timing parameters in clock guard constraints. We consider the following problems: does there exist a number of processes for which the set of timing parameter valuations allowing to reach a given location for one run (“EF”), or for all runs (“AF”) is non-empty (or universal)? This gives rise to 4 problems: EF-existence, EF-universality, AF-existence and AF-universality. As PTBP can be seen as an extension of both broadcast protocols and parametric timed automata, undecidability follows immediately from the existing undecidability results known for these two formalisms. However, combining decidable subclasses of both formalisms is challenging, and does not necessarily make the EF and AF problems decidable for PTBP.

The communication topology is of utmost importance in broadcast protocols, and we therefore investigate reachability problems depending on the broadcast semantics. In the reconfigurable semantics (where the set of receivers is chosen non-deterministically), AF-existence and AF-universality are decidable for 1-clock PTBP, and undecidable from 3 clocks even for L/U-PTBP with the same parameters partitioning as in L/U-PTA (the 2-clock case is equivalent to a well-known open problem for PTA). The AF results may not seem surprising, as they resemble equivalent results for PTA. However, EF-existence and EF-universality becomes undecidable even for 1-clock PTBP: this result comes in contrast with both non-parametric timed broadcast protocols and PTA for which the 1-clock case is decidable.

In the clique semantics (where every message reaches every process), we show that AF problems are undecidable even without any clock. Then, as it is known that 2 clocks (and no parameter) yield undecidability, we study EF problems over 1 clock. We investigate the decidability status depending on whether the timing parameters in guards appear only as upper bounds in guards (U-PTBP), as lower bounds (L-PTBP) or when the set of parameters is partitioned in lower-bound and upper-bound parameters (L/U-PTBP). We show that L/U-PTBP become decidable for EF-existence (but not universality) when the parameter domain is bounded. For EF-universality, decidability is obtained only for L-PTBP and U-PTBP for a parameter domain bounded with closed bounds. The decidability border between L/U-PTA with a bounded parameter domain with closed bounds, and L/U-PTA with closed bounds was already spotted in [AL17], for liveness properties. Our contributions are summarized in Table 1 (page 21).

Related work The concept of identical processes has been addressed in various settings, such as regular model checking [BJNT00], or network of identical timed processes [AJ03,ADM04,ADR+11].

To the best of our knowledge, combining two types of parameters (i.e., discrete and continuous) was very little studied—with a few exceptions. In [DKRT97], an attempt is made to mix discrete and continuous timing parameters (in an even non-linear fashion, i.e., where parameters can be multiplied by other parameters). However, the approach is fully *ad-hoc* and addresses an extension of PTA, for which problems are already undecidable. In [LSLD15,DG04], security protocols are studied with unknown timing constants, and an unbounded number of participants. However, the focus is not on decidability, and the general setting is undecidable. In [AKPP16], action parameters (that can be seen as Booleans) and continuous timing parameters are combined (only linearly though) in an extension of PTA; the mere emptiness of the sets of action and timing parameters for which a location is reachable is undecidable. In contrast, we exhibit in this work some decidable cases.

Outline We introduce necessary definitions in Section 2. We then study the existence and the universality problems for which a state is reachable and unavoidable respectively, in reconfigurable semantics (Section 3) and clique semantics (Section 4). We then investigate a restriction of the protocols, namely the L/U restriction (Section 5). We conclude in Section 6.

2 Definitions

2.1 Notations

We denote by \mathbb{N} , \mathbb{Q}_+ , and \mathbb{R}_+ the sets of all natural, non-negative rational, and non-negative real numbers respectively. $[a, b]$ denotes the interval containing all rational numbers x such that $x \leq b$ and $x \geq a$. As usual, we write $(a, b]$ to exclude a from this set and $[a, b)$ to exclude b (in which case we allow $b = +\infty$). We denote by $\mathbb{I}_{\mathbb{Q}_+}$ the set of all rational intervals.

Given a set E , and an integer $n \in \mathbb{N}$ we denote $\mathbb{V}_n(E)$ the set of all vectors composed by n elements of E . We denote $\mathbb{V}(E)$ the set of all vectors i.e., $\mathbb{V}(E) = \cup_{n \in \mathbb{N}} \mathbb{V}_n(E)$.

Given a set of clocks \mathbb{X} , a valuation of \mathbb{X} is a function of $\mathbb{X} \rightarrow \mathbb{R}_+$. We denote by $\mathcal{V}(\mathbb{X})$ the set of all valuations of \mathbb{X} or just \mathcal{V} when \mathbb{X} is clear from the context. The valuation assigning 0 to all clock is written $\mathbf{0}$. Given a valuation $v \in \mathcal{V}$ and a real number t we denote by $v + t$ the valuation v' such that for all $x \in \mathbb{X}$, $v'(x) = v(x) + t$, and $v - t$ (if it exists) the valuation such that $(v - t) + t = v$. Given a set of clocks \mathbb{X} and a set of parameters \mathbb{P} we write $\mathcal{G}(\mathbb{X}, \mathbb{P})$ for the set of all sets of constraints of the form $x \bowtie a$ with $x \in \mathbb{X}$, $\bowtie \in \{<, \leq, =, \geq, >\}$ and $a \in \mathbb{Q}_+ \cup \mathbb{P}$.

We denote by $\text{Updates}(\mathbb{X})$ the set of updates of the clocks, where an update is a function $up : \mathcal{V} \rightarrow \mathcal{V}$ such that for all $x \in \mathbb{X}$, either $up(v)(x) = v(x)$ or $up(v)(x) = 0$. When convenient we represent the update function with the set

$\{x_1, \dots, x_k\}$ representing that clocks x_1 to x_k are reset to 0 while other clocks (here x_i with $i > k$) are left unchanged.

Given a clock valuation $v \in \mathbb{X} \rightarrow \mathbb{R}_+$ and a rational valuation of the variables $p : \mathbb{P} \rightarrow \mathbb{Q}_+$ we say that the valuation v satisfies a guard $g \in \mathcal{G}(\mathbb{X}, \mathbb{P})$, written $v \models_p g$ if for all $x \bowtie a \in g$ either $a \in \mathbb{Q}_+$ and $v(x) \bowtie a$ or $a \in \mathbb{P}$ and $v(x) \bowtie p(a)$.

2.2 Parametric timed broadcast protocols

We now introduce parametric timed broadcast protocols (PTBP), which are timed broadcast protocols [ADR⁺11] extended with timing parameters in clock guards. Equivalently, PTBP can be seen as a PTA [AHV93] augmented with communication features.

Definition 1 (Parameterized timed broadcast protocol). A Parameterized timed broadcast protocol (PTBP) is a tuple $\mathcal{N} = (Q, \mathbb{X}, \Sigma, \mathbb{P}, q_0, \Delta)$ where:

- Q is a finite set of states;
- \mathbb{X} is a finite set of clocks;
- Σ is the finite communication alphabet;
- \mathbb{P} is a finite set of timing parameters;
- $q_0 \in Q$ is the initial state; and
- $\Delta \subseteq Q \times \mathcal{G}(\mathbb{X}, \mathbb{P}) \times \text{Act} \times \text{Updates}(\mathbb{X}) \times Q$ is the edge relation, where Act is the set of actions composed of:
 - internal actions: ϵ ;
 - broadcasts of a message $m \in \Sigma$: $!!m$; and
 - reception of a message $m \in \Sigma$: $??m$.

A PTBP is a U-PTBP, L-PTBP, or L/U-PTBP if all timing parameters appear only as upper bounds in guards (i. e., of the form $x < \lambda$ or $x \leq \lambda$), only as lower bounds (i. e., of the form $x > \lambda$ or $x \geq \lambda$), or if the set of parameters \mathbb{P} is partitioned into lower-bound and upper-bound parameters, respectively.

A *bounded* PTBP is a pair $(\mathcal{N}, \text{bounds})$ where \mathcal{N} is a PTBP and $\text{bounds} : \mathbb{P} \rightarrow \mathcal{I}_{\mathbb{Q}_+}$ are bounds on the parameters that assign to each parameter λ an interval $[\text{inf}, \text{sup}]$, $(\text{inf}, \text{sup}]$, $[\text{inf}, \text{sup})$, or (inf, sup) , with $\text{inf}, \text{sup} \in \mathbb{N}$. We use $\text{inf}(\lambda, \text{bounds})$ and $\text{sup}(\lambda, \text{bounds})$ to denote the infimum and the supremum of λ , respectively. A bounded PTBP is a *closed* PTBP if, for each parameter λ , its ranging interval $\text{bounds}(\lambda)$ is of the form $[\text{inf}, \text{sup}]$. Otherwise it is open bounded. Abusing notation we say that a parameter valuation p belongs to a bound bounds , written $p \in \text{bounds}$, if for all parameters λ , $p(\lambda) \in \text{bounds}(\lambda)$.

Example 1. An example of a PTBP is given in Fig. 1. This PTBP is composed of an initial state q_0 , two states f and c representing a factory and a client, three counting states 1, 2 and 3 and a goal state g . The set of clocks is the singleton $\{x\}$ and the communication alphabet is composed of two messages p and f . There are two timing parameters pt and tl representing respectively the production time and the time limit. Notice that this PTBP is in fact an L/U-PTBP since the parameter pt appears only in guards as a lower bound and tl only as an upper bound.

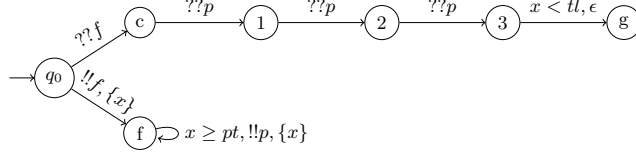


Fig. 1: Example of a (L/U-)PTBP

2.3 Networks

We now define the semantics of parameterized networks of PTBP. This semantics is illustrated in [Example 2](#) after the formal definition.

A network is composed of a multitude of processes all running the same protocol \mathcal{N} . Let N denote the number of processes, or *size* of the network.

Formally, a configuration γ of a network running a parametric timed broadcast protocol $\mathcal{N} = (Q, \mathbb{X}, \Sigma, \mathbb{P}, q_0, \Delta)$ is a vector $\gamma \in \mathbb{V}(Q \times \mathcal{V})$. Intuitively, a configuration γ with $\gamma[i] = (q, v)$ means that the process i is in state q and with clock valuation v .

Given a configuration γ with N processes and a process i , we write $state(\gamma[i])$ for the state and $val(\gamma[i])$ for the valuation such that $\gamma[i] = (state(\gamma[i]), val(\gamma[i]))$. Abusing notation we extend $state$ to the whole configuration i. e., $state(\gamma)[i] = state(\gamma[i])$ for $i \in \{1, \dots, N\}$.

Note that the representation of configuration as vectors is only for practical reasons, the processes are identical and do not have ids.

We say that a configuration γ is initial if all processes are in the initial state and their clocks are all set to 0 i. e., for all i , $\gamma[i] = (q_0, \mathbf{0})$.

Given a timing parameter valuation p , the transition relation on configurations is intuitively defined as follows: First a delay is chosen and all the clocks in the network are increased by this delay. Then one of the processes performs a possible action i. e., an action for which the guard is satisfied given its clock valuation and the valuation of the timing parameter. Two cases follow. Either the action is internal and only this process moves and updates its clocks accordingly, or the action is a broadcast and a set of receivers is chosen. In this latter case, the sender moves and updates its clocks and all the chosen receivers also move and update their clocks accordingly.

More formally, given a timing parameter valuation p and a configuration $\gamma \in \mathbb{V}_N(Q \times \mathcal{V})$, there are transitions for all $t \in \mathbb{R}_+$, $i \in \{1, \dots, N\}$, $\delta = (q_1, g, a, up, q_2) \in \Delta$, and $R \subseteq \{1, \dots, N\}$ such that:

elapse of time there is a valuation $\gamma_t \in \mathbb{V}_N(Q \times \mathcal{V})$ such that $\forall j \in \{1, \dots, N\}$, $\gamma_t[j] = (q, v + t)$ where $(q, v) = \gamma[j]$, and

execution of the action the following conditions are satisfied:

the action is enabled $state(\gamma_t[i]) = q_1$ and $val(\gamma_t[i]) \models_p g$, and

execution of the action the transition leads to a configuration γ' such that

– the active process performed the action: $\gamma'[i] = (q_2, up(val(\gamma_t[i])))$,

- unconcerned processes are unaffected: $\forall j \in \{1, \dots, N\} \setminus (R \cup \{i\})$, $\gamma'[j] = \gamma_t[j]$, and
- either
 - a is an internal action ($a = \epsilon$) and the receiving processes are unaffected: $\forall j \in R \setminus \{i\}$, $\gamma'[j] = \gamma_t[j]$; or
 - $a = !!m$ and $\forall j \in R \setminus \{i\}$, if there exists an edge $(state(\gamma_t[j]), g', ??m, up', q')$ such that $val(\gamma_t[j]) \models_p g'$, then the process receives the message and $\gamma'[j] = (q', up'(val(\gamma_t[j])))$. Otherwise the process is unaffected and $\gamma'[j] = \gamma_t[j]$.

When such a transition exists, it is written $\gamma \xrightarrow{t,i,\delta,R}_p \gamma'$ or simply $\gamma \rightarrow_p \gamma'$.

Notice that we consider non blocking broadcast i.e., if a process is in the receiver set but has no available reception edge, the process is unaffected and the network behaves as if this process was not in the receiver set.

An execution ρ is a sequence of transitions starting in an initial configuration γ_0 , $\rho = \gamma_0 \rightarrow_p \gamma_1 \rightarrow_p \dots$. An execution is maximal if it is infinite or if it ends in a configuration from which there is no possible transition.

Notice that once an initial configuration is fixed, the number of processes does not change along an execution. However the semantics is infinite for several reasons: first there is an infinite number of initial configurations (i.e., of network sizes); second, there is also an infinite number of possible parameter valuations; third, given a network size and parameter valuation, clock valuations assign real values to clocks and are thus uncountable.

Given PTBP \mathcal{N} , a network size N and a timing parameter valuation p , we denote by $\mathcal{E}(\mathcal{N}, N, p)$ the set of all maximal executions for the valuation p with N processes.

We say that a maximal execution $\rho = \gamma_0 \rightarrow_p \gamma_1 \rightarrow_p \dots$ reaches a state q , written $\rho \models \diamond q$, if there exists an index n such that $q \in state(\gamma_n)$.

Example 2. We give an example of a possible execution for a network composed of 4 processes running the protocol given in [Example 1](#). In this example $tl = 9$ and $pt = 3$. The edge used during a transition is here only represented by the associated action for readability.

$$\begin{array}{c}
\begin{pmatrix} q_0, 0 \\ q_0, 0 \\ q_0, 0 \\ q_0, 0 \\ q_0, 0 \end{pmatrix} \xrightarrow{0.1, 1, f, \emptyset} \begin{pmatrix} f, 0 \\ q_0, 0.1 \\ q_0, 0.1 \\ q_0, 0.1 \\ q_0, 0.1 \end{pmatrix} \xrightarrow{4.1, 2, f, \{3, 5\}} \begin{pmatrix} f, 4.1 \\ f, 0 \\ c, 4.2 \\ q_0, 4.2 \\ c, 4.2 \end{pmatrix} \xrightarrow{1.3, 1, p, \{5\}} \begin{pmatrix} f, 0 \\ f, 1.3 \\ c, 5.5 \\ q_0, 5.5 \\ 1, 5.5 \end{pmatrix} \xrightarrow{1.8, 2, p, \{1, 3, 4, 5\}} \\
\xrightarrow{1.8, 2, p, \{1, 3, 4, 5\}} \begin{pmatrix} f, 1.8 \\ f, 0 \\ 1, 7.3 \\ q_0, 7.3 \\ 2, 7.3 \end{pmatrix} \xrightarrow{1.2, 1, p, \{5\}} \begin{pmatrix} f, 0 \\ f, 1.2 \\ 1, 8.5 \\ q_0, 8.5 \\ 3, 8.5 \end{pmatrix} \xrightarrow{0.5, \epsilon, \emptyset} \begin{pmatrix} f, 0 \\ f, 1.2 \\ 1, 8.5 \\ q_0, 8.5 \\ g, 8.5 \end{pmatrix}
\end{array}$$

Remark 1. Notice that even if the notations are slightly different, PTBP networks fully extend both PTA [\[AHV93\]](#) and timed broadcast protocols [\[ADR⁺11\]](#). Indeed, PTA are PTBP networks of size one and timed networks are PTBP networks without timing parameters.

Problems considered In this paper, we consider parameterized reachability problems: we ask whether there exists a network size N satisfying a given reachability property. We consider existential (EF) and universal (AF) reachability properties that ask, given goal state q_f , whether this state is reached by some (EF) or all (AF) executions. Moreover we also consider variants on the quantifier on timing parameters and ask whether the property holds for all parameter valuations (universality) or for at least one (existence).

Thus, given a bounded PTBP $(\mathcal{N}, bounds)$ and a state q_f we consider the following problems:

- \exists -**EF-existence** $\exists N \in \mathbb{N}, \exists p \in bounds, \exists \rho \in \mathcal{E}(\mathcal{N}, N, p), \rho \models \diamond q_f$
- \exists -**EF-universality** $\exists N \in \mathbb{N}, \forall p \in bounds, \exists \rho \in \mathcal{E}(\mathcal{N}, N, p), \rho \models \diamond q_f$
- \exists -**AF-existence** $\exists N \in \mathbb{N}, \exists p \in bounds, \forall \rho \in \mathcal{E}(\mathcal{N}, N, p), \rho \models \diamond q_f$
- \exists -**AF-universality** $\exists N \in \mathbb{N}, \forall p \in bounds, \forall \rho \in \mathcal{E}(\mathcal{N}, N, p), \rho \models \diamond q_f$

Note that, in contrast to PTAs, where the emptiness problem (the emptiness of the valuation set for which a property holds) is equivalent to the existence problem; this is not the case in our setting, because of the additional quantifier on the network size (“ $\exists N \in \mathbb{N}$ ”).

For convenience, we will omit the bounds when they are irrelevant and consider these problems in the case of general PTBP. In the following, the bounds will only be relevant in [Section 5](#).

In the next section we investigate these problems in the general semantics defined above. This semantics is called *reconfigurable* since the communication topology (modeled by the reception sets) can be reconfigured at each step. However, in broadcast protocol networks with a parametric number of processes, the communication topology plays a decisive role on decidability status. We will thus investigate another communication setting, in [Section 4](#), in which every message is received by all the other processes i. e., the reception set R is always equal to $\{1, \dots, N\}$. These networks are called *clique* networks.

Example 3. Considering the PTBP given in [Example 1](#) and the target state g . The execution presented in [Example 2](#) shows that the answer for the \exists -EF-existence problem is positive whenever the bounds allow for $tl = 9$ and $pt = 3$ in the reconfigurable semantics. Notice that in the clique semantics, it is not possible to reach g unless $pt * 3 < tl$. Indeed in the clique semantics when a first process moves to f , all the other processes receive the message f and thus move to c . Thus, at least three pt time units are necessary in order to receive 3 messages p .

Notice also that in this example, in both semantics, both \exists -AF problems would give negative answers since there is always an execution that forever sends p in the bottom self-loop and never uses the internal transition leading to g . Thus such an execution never reaches g .

3 Reconfigurable semantics

3.1 AF problems in the reconfigurable semantics

The reconfigurable semantics of broadcast networks, where the set of receivers can be chosen non-deterministically, makes the AF problems equivalent to the same problems in networks of size 1. This is due to the fact that in the reconfigurable semantics nothing prevents messages to be sent to an empty set of receivers. The following theorem is a direct consequence of previous known results on parameterized timed automata and this previous remark.⁶

Theorem 1. \exists -AF-existence and \exists -AF-universality are *decidable* for 1 clock PTBP but *undecidable* for (L/U)-PTBP with 3 clocks or more.

3.2 EF problems in the reconfigurable semantics

We start by recalling some known results on networks composed of an arbitrary number of timed processes. In [AJ03] the authors considered timed networks and proved that the reachability problem (\exists -EF) is decidable when considering network of processes with one clock per process and undecidable for two clocks per process [ADM04]. Note that timed networks have a different semantics than the one we use in this paper since they use rules and not broadcasts. However the reconfigurable semantics can be easily encoded in the rules of timed networks. This gives us the decidability of the \exists -EF problem (without timing parameters and with one clock per process).

Theorem 2 ([AJ03,ADM04]). \exists -EF is *decidable* for PTBP without parameters and with one clock per process and *undecidable* with two clocks per process.

A direct consequence of this theorem is the undecidability of the \exists -EF problems for PTBP with two clocks.

Lemma 1. *The \exists -EF-existence and \exists -EF-universality problems are *undecidable* for PTBP with two clocks.*

Moreover, we show below that the undecidability even holds for PTBP with a single clock. This is a major difference with both parameterized networks and PTA, where the restriction to one clock leads to decidability [AHV93]. Also observe that our result does not rely on the reconfigurable semantics particularly.

Theorem 3. *The \exists -EF-existence and \exists -EF-universality problems are *undecidable* for PTBP with one clock.*

⁶ The proof of the results that can be obtained using existing techniques in a more or less straightforward manner can be found in the appendix.

Proof. The proof is by reduction of the halting and boundedness (respectively) problems for two-counter machines (recalled in [Appendix B](#)).

First, in this proof we will assume that the parameter λ only takes integer values. This is not a restriction since we can add a gadget at the beginning of the PTBP to check such property. This gadget is an adaptation of similar gadgets from the PTA community to the case of PTBP, and is given in [Fig. 3](#) in [Appendix C.1](#).

Given a two-counter machine, we define a protocol \mathcal{P} separated in three parts, the controller part (in charge of tracking the current instruction), the counters part (to model the counters behaviors) and an idle part that allows to use additional processes when needed.

The value of the counters is encoded (up to the value of parameter λ minus 1 here for technical reasons) by the difference between the clock value of the processes in states representing counters and the clock value of the processes in the controller part.

Formally, \mathcal{P} is defined as follows:

- $Q = \{q_0, error, c_i, nc1_i, nc2_i, zt1_i^j, zt2_i^j, dec1_i^j, dec2_i^j, inc1_i^j, inc2_i^j, inc3_i^j, idle \mid j \in \{1, 2\}, i \in \{1, 2\}\} \cup \{k^j \mid \mathbf{k} \in \mathbf{K}, j \in \{1, 2, 3, 4\}\}$
- $\Sigma = \{tick, inc_i, dec_i, zt_i, c_i, oc_i, nc_i \mid i \in \{1, 2\}\}$
- $\mathbb{P} = \{\lambda\}$
- $\mathbb{X} = \{x\}$
- Δ is defined as described below.

Let us describe Δ : On every transition, there is a guard $x \leq \lambda$ which is omitted to clarify notations; similarly, when a guard is true (here limited to $x \leq \lambda$) or when there is no reset, we omit them in the transition. The construction is represented in [Fig. 2](#). Δ is composed of the following transitions:

Initialization. $(q_0, x = 0, \epsilon, k_0^1)$, for $i \in \{1, 2\}$, $(q_0, x = 0, \epsilon, c_i)$, $(q_0, x = 0, \epsilon, idle)$

The processes can chose non-deterministically to either move to the controller part, the counters part, or the idle part ([Fig. 2a](#)).

Decrement of counter i . For a decrement instruction $\mathbf{k} : decr C_i goto \mathbf{k}_1$, we define the following transitions in Δ (depicted in [Fig. 2b](#)):

- For the controller: $(k^1, x = 1, !!dec_i, k^2)$ $(k^2, x = \lambda, !!tick, \{x := 0\}, k_1^1)$
The controller “announces” that the instruction is a decrement (using $!!dec_1$) when its clock is equal to 1 (guard $x = 1$) and then announces when its clock reaches the value of the parameter (guard $x = \lambda$).
- For the counter involved (i): $(c_i, x > 1, ??dec_i, dec1_i^i)$, $(dec1_i^i, x = \lambda, \epsilon, \{x := 0\}, dec2_i^i)$ $(dec2_i^i, x = 1, \epsilon, \{x := 0\}, dec3_i^i)$ $(dec3_i^i, ??tick, c_i)$
When the processes representing the counter i receive the message corresponding to the decrement, they move to an intermediary state, then reset their clock when it reaches λ and reset it another time when the clock reaches 1. This way, the difference with the controller clock has decreased by one. Notice that, if $x = 1$ when they receive the decrement message (meaning that the counter has value 0), they cannot take the transition.

- For the counter not involved ($3 - i$): $(c_j, ??dec_i, dec1_i^j)$ $(dec1_i^j, x = \lambda, \{x := 0\}, decj2_i^j)$ $(dec2_i^j, ??tick, c_j)$.

The processes encoding the counter not involved just reset their clock when it reaches λ , thus the difference remains constant.

Increment of counter i . for an increment instruction $\mathbf{k} : incr \mathbf{C}_i \text{ goto } \mathbf{k}_1$, the construction is almost symmetric to decrement, but involves an additional technicality—and therefore we give it below. We define the following transitions in Δ (depicted in Fig. 2c):

- For the controller: $(k^1, x = 1, !!inc_i, k^2)$ $(k^2, x = \lambda, !!tick, \{x := 0\}, k_1^1)$

The controller announces that the instruction is an increment when its clock is equal to 1 and then announces when its clock reaches the value of the parameter.

- For the counter involved:

The clock value should be reset at $\lambda - 1$, but such a guard is not allowed and is not possible to encode with just one clock. As an additional technicality, we thus rely on a *non-deterministic guess*, that is the checked by a new process. This is done as follows:

For the current counter processes $(c_i, x < \lambda, ??inc_i, inc1_i^i), (c_i, x = \lambda, ??inc_i, error), (inc1_i^i, !!nc_i, inc2_i^i)$ $(inc2_i^i, x = \lambda, !!oc_i, idle)$.

The processes encoding the counter receive the increment message and then guess non-deterministically that their clock value is $\lambda - 1$ and send a message nc_i . In order to check that the guess was right, they then announce when their clock reaches λ by sending message oc_i , and the processes move to *idle*. The value of the counter will then be encoded by the new processes. Notice that if the clock value is already equal to λ , then we reached the maximal possible value, and the processes move to the error state *error*.

For the new counter process $(idle, ??nc_i, \{x := 0\}, nc1_i)$ $(nc_i, x = 1, ??oc_i, nc2_i)$ $(nc2_i, ??tick, c_i)$.

To check that the guess was right, we use the idle processes that when receiving the message nc_i reset their clock. They are then allowed to encode the counter if they receive the confirmation oc_i when their clock is equal to 1 (thus the guess was correct).

- For the counter not involved: $(c_j, ??inc_i, inc1_i^j)$ $(inc1_i^j, x = \lambda, \{x := 0\}, incj2_i^j)$ $(inc2_i^j, ??tick, c_j)$.

The processes encoding the counter not involved just reset their clock when it reaches λ .

Zero-test. For a zero-test instruction $\mathbf{k} : if \mathbf{C}_i = 0 \text{ then goto } \mathbf{k}_1 \text{ else goto } \mathbf{k}_2$, we define the following transitions:

- For the controller $(k^1, x = 1, !!zt_i, k^2)$ $(k^2, x = \lambda, ??c_i, k^3)$ $(k^2, x < \lambda, ??c_i, k^4)$ $(k^3, x = \lambda, !!tick, \{x := 0\}, k_1^1)$ $(k^4, x = \lambda, !!tick, \{x := 0\}, k_2^1)$.

The controller announces that the instruction is a zero-test when its clock is equal to 1, and then waits for a notification c_i from the counter. Depending when this notification arrives, when $x = \lambda$ (meaning the counter has value 0) or when $x < \lambda$ (meaning the counter has positive value), the controller moves to the corresponding intermediary states.

- For the counter involved $(c_i, ??zt_i, zt1_i^i) (zt1_i, x = \lambda, !!c_i, \{x := 0\}, zt2_i^i) (zt2_i^i, ??tick, c_i)$.
The processes encoding the counter involved, after receiving the instruction, send a notification c_i when their clock reaches λ .
- For the counter not involved $(c_j, ??zt_i, zt1_i^j) (zt1_i, x = \lambda, \epsilon, \{x := 0\}, zt2_i^j) (zt2_i^j, ??tick, c_j)$.
The processes encoding the counter not involved just reset their clock when it reaches λ .

Finally, there is an additional transition $(idle, \epsilon, \{x := 0\}, idle)$ used to keep the clock of idle processes below $p(\lambda)$.

Given a valuation p of the parameter, we say that a configuration γ of the network encodes a configuration (k, v_1, v_2) of the two-counter machine if for all i , $\gamma[i] = (q, x)$ then either $x > p(\lambda)$ or $q \in \{c_1, c_2, k^1, idle\}$. Moreover all processes with a clock lower than $p(\lambda)$ and not in state *idle* must agree on their clock valuation if they have the same state. Finally, if $\gamma[i] = (k^1, z)$ then for all i' such that $\gamma[i'] = (c_1, y)$ we have $v_1 = y - z$ and similarly for v_2 .

Given an execution ρ , and a time t we denote by $\rho_{T=t}$ the configuration obtained when considering ρ at global time t . Notice that $\rho_{T=t}$ may not be a configuration that appears in ρ since it can be a configuration obtain during the elapsing of time in a transition.

We will prove that, for any execution ρ , either $\rho_{T=k*p(\lambda)+1/2}$ is not defined (the execution time never reaches $k * p(\lambda) + 1/2$) or $\rho_{T=k*p(\lambda)+1/2}$ encodes s_k , i. e., the k th configuration of the two-counter machine.

We start by some remarks on the shape of possible executions.

1. If two processes are in the controller part, then their clocks are equal modulo $p(\lambda)$. Indeed, in the controller part, the clock is reset only when it reaches $p(\lambda)$.
2. It follows that, by definition of the protocol, the message *tick* is sent only at time units multiple of $p(\lambda)$.
3. Moreover, the instruction messages (inc_i, dec_i, zt_i) are only sent at global time units of the form $k * p(\lambda) + 1$
4. Consider a process in state c_i with clock value lower than $p(\lambda)$. Assume that the global time is of the form $k * p(\lambda) + 1$. If this process does not receive an instruction message without delay, it will not be able to receive any before time $(k + 1) * p(\lambda) + 1$, thus it cannot take any transition before $(k + 1) * p(\lambda) + 1$. Note that at this time, its clock will be greater than $p(\lambda)$, thus the guard prevents it to take any transition for the rest of the execution.
5. With the same idea, if the process is in an intermediary state $nc2_i, dec2_i^j, dec3_i, inc2_i^j, zt2_i^i, zt2_i^j$ and does not receive a *tick* message at time $k * p(\lambda)$, we are certain that at time $(k + 1) * p(\lambda)$ its clock will be above $p(\lambda)$ and it will thus be stuck forever.
6. Similarly if a process is in state $dec1_i^j, dec1_i^i, dec2_i^i, inc1_i^j, k^2$ and does not reset the clock when it is possible it will be stuck forever.

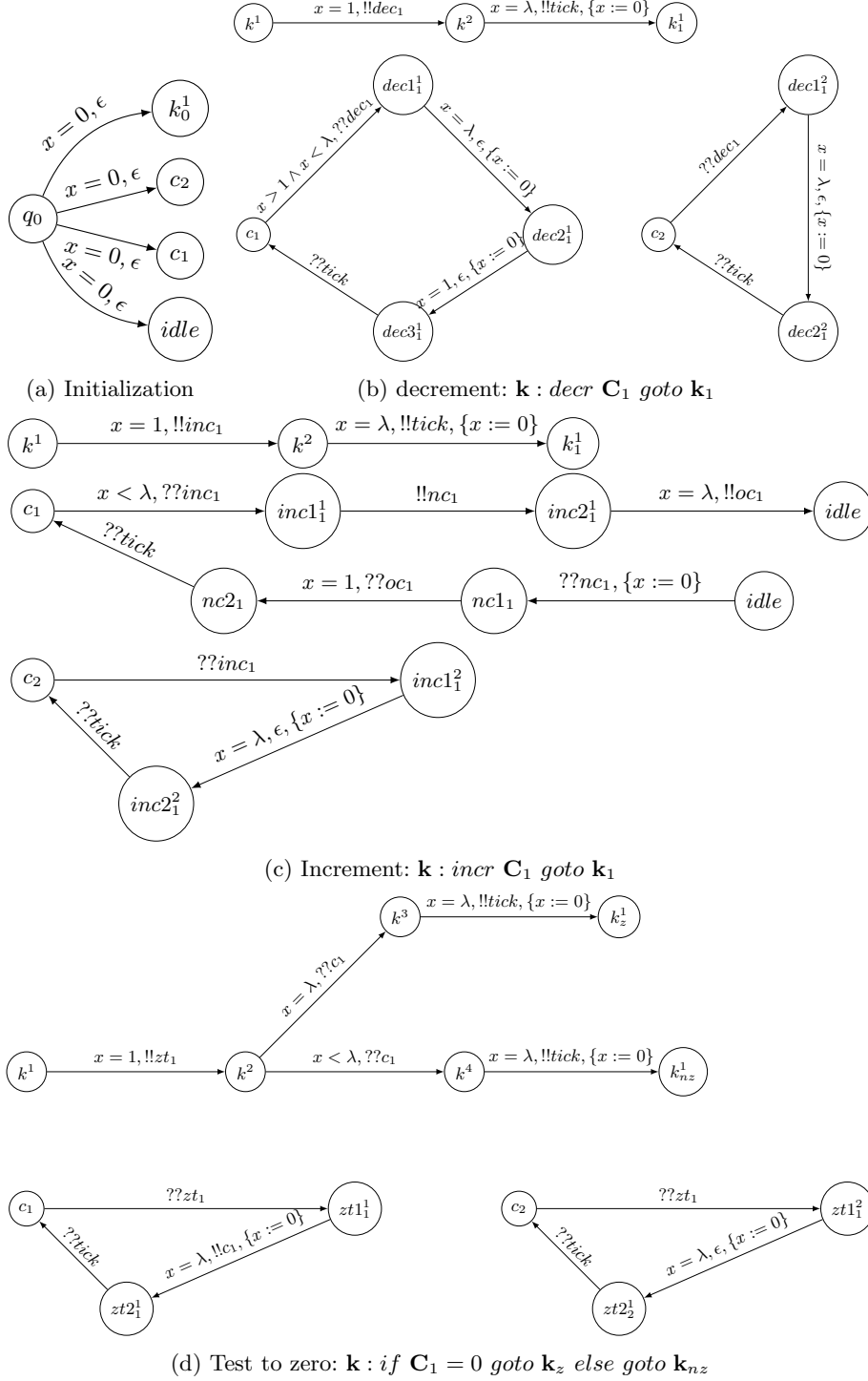


Fig. 2: Representation of the construction

7. If an increment is requested by the controller part but the counter value is already equal to $p(\lambda) - 1$ i. e., the clock value of the counter process is equal to $p(\lambda)$, then the processes are sent to an error state and thus for the rest of the execution there will not be any processes in the counter part.
8. Similarly, if an increment is requested while no processes are left in the idle state, then the execution gets stuck in the next zero test.

In other words, if a process does not behave correctly, its clock will increase over $p(\lambda)$ and the process will be stuck forever.

Example 4. Before going further, let us first give some example of the behavior of the network encoding the two-counter machine.

Successful decrement k : *decr c_1 goto k_1* with $v_2 \geq v_1$ and $v_2 + 1 \leq p(\lambda)$ (those assumptions only matter for the order of the transitions).

$$\begin{aligned} & \begin{pmatrix} k^1, 0 \\ c_1, v_1 \\ c_2, v_2 \end{pmatrix} \xrightarrow{1,1,!!dec_1,\{2,3\}} \begin{pmatrix} k^2, 1 \\ dec1_1^1, v_1 + 1 \\ dec1_2^1, v_2 + 1 \end{pmatrix} \xrightarrow{\lambda-(v_2+1),3,\epsilon,\emptyset} \begin{pmatrix} k^2, \lambda - v_2 \\ dec1_1^1, v_1 + \lambda - v_2 \\ dec2_1^1, 0 \end{pmatrix} \\ & \xrightarrow{v_2-v_1,2,\epsilon,\emptyset} \begin{pmatrix} k^2, \lambda - v_1 \\ dec2_1^1, 0 \\ dec2_2^1, v_2 - v_1 \end{pmatrix} \xrightarrow{1,2,\epsilon,\emptyset} \begin{pmatrix} k^2, \lambda - v_1 + 1 \\ dec2_1^1, 0 \\ dec2_2^1, v_2 - v_1 + 1 \end{pmatrix} \xrightarrow{v_1-1,1,!!tick,\{2,3\}} \begin{pmatrix} k_1^1, 0 \\ c_1, v_1 - 1 \\ c_2, v_2 \end{pmatrix} \end{aligned}$$

Failed decrement k : *decr c_1 goto k_1* with $v_2 \geq v_1$ and $v_2 + 1 \leq p(\lambda)$ (those assumptions only matter for the order of the transitions).

$$\begin{pmatrix} k^1, 0 \\ c_1, 0 \\ c_2, v_2 \end{pmatrix} \xrightarrow{1,1,!!dec_1,\{2,3\}} \begin{pmatrix} k^2, 1 \\ c1_1, 1 \\ dec1_1^1, v_2 + 1 \end{pmatrix} \xrightarrow{\lambda-(v_2+1),3,\epsilon,\emptyset} \begin{pmatrix} k^2, \lambda - v_2 \\ c_1, \lambda - v_2 \\ dec2_1^1, 0 \end{pmatrix}$$

Notice that for the rest of the execution the process 2 will be stuck in c_1 , unable to perform any action, nor to receive any message. We give two further examples (successful and failed increment) in [Appendix C.2](#).

Let us now show by induction on k that either $\rho_{T=(k+1)*p(\lambda)+1/2}$ is not defined or $\rho_{T=k*p(\lambda)+1/2}$ encodes \mathbf{s}_k .

The case $k = 0$ is direct. By definition it is easy to see that $\rho_{T=1/2}$ encodes γ_0 .

Assume that the property holds for k . Let ρ be an execution such that $\rho_{T=k*p(\lambda)+1/2}$ encode \mathbf{s}_k . By the above remarks we have seen that if the network does not behave in the correct way it will get stuck before the next p time unit thus $\rho_{T=(k+2)*p(\lambda)+1/2}$. The only thing left to show that the reduction is correct is that the clocks are reset at the right time to correctly model increment and decrement and that zero tests are correct. For the latter, it is easy to see that by construction the controller part goes to the k_z instruction if and only if its clock is equal to the counter clock hence the counter is equal to 0, otherwise it moves to k_{nz} . For the former, the clocks evolve as in [\[JLR15\]](#). The only difference is for the increment where we need to introduce a new process used to guess when the clock value of the counter is equal to $p(\lambda) - 1$.

We thus obtain that if the controller part can reach k_{acc} then since the execution correctly encodes the run, the run must terminate. Conversely if the

run is infinite, for any N and any p , any execution will either be infinite (and correct) thus never reaching k_{acc} , or eventually get stuck either because of an error in message, or because the counter clock is equal to 1 during an increment, or because there will not be enough processes in the idle state.

This concludes the proof that \exists -EF-existence is undecidable for 1-clock PTBP in the reconfigurable semantics.

For \exists -EF-universality, notice that the error state *error* is reachable only if an increment is requested when the counter value is equal to $p(\lambda) - 1$. Thus if the error state is reached for all parameter valuations, this means that the run is unbounded. Conversely if the run is unbounded for all parameter valuations, at some point the counter value is equal to $p(\lambda) - 1$ during an increment and thus the error state is reachable. To conclude on the undecidability of \exists -EF-universality, we just have to recall that we consider rational valuations for the parameters, but in this proof we only used integer valuations. This does not harm the proof of undecidability since we can modify the aforementioned gadget given in Fig. 3 by replacing the state not integer by *error*. This modification ensures that *error* is reachable for any non integer valuation and the above argument that it is reachable for all integer valuations if and only if the two-counter machine is unbounded. \square

4 Clique

In broadcast protocol networks with a parametric number of processes, the topology of message communication plays a decisive role on the decidability status. In this section, we thus investigate a communication setting in which every message is received by all the other processes. We call these networks clique networks.

Formally, the semantics of a clique network is the restriction of the semantics given in Section 2 to internal transitions and broadcast transitions in which the set of receivers is always composed of all processes.

4.1 AF problems in the clique semantics

We first rule out the \exists -AF problem for the clique semantics, as we can show from [Fou15] that it is undecidable already without any clock.

Theorem 4. *The \exists -AF problem is **undecidable** for PTBP with no clock in the clique semantics.*

Proof. In [Fou15, Chapter III, Theorem 3.5] it is shown that one can reduce the halting problem of a two-counter machine (which is undecidable [Min67]) to the AF problem in a clique network without clocks.

Intuitively the reduction goes as follows: the values of the counter are encoded by the number of processes in a given state. Increment and decrement of counter are easy to encode since in the clique semantics when one process sends a message everyone receives it, thus we can ensure that only one process performs the increment or decrement. The difficulty comes from the zero tests.

Indeed, since we cannot force processes to answer we cannot differentiate between the case where there is no process encoding a counter and the case where the processes do not answer. To tackle this problem, zero tests are implemented non-deterministically: if we choose that the counter is zero, a message is sent. If it was not the case, then the processes encoding the counter value move to an error state. In the case we choose that the value is not zero, the network is locked until a process encoding the counter sends a message or a process moves to the error state. This encoding ensures that every run that does not encode truthfully the two-counter machine reaches the error state. Thus by adding a transition from the halting state of the counter machine toward the error state, we can ensure that every path reaches the error state if and only if the two-counter machine halts. \square

4.2 EF problems in the clique semantics

Recall that the proof of [Theorem 3](#) does not rely on the reconfigurable semantics particularity. In fact the strong synchronization of processes in the clique semantics makes it even easier. We thus obtain the following lemma:

Lemma 2. *The \exists -EF-existence and \exists -EF-universality problems are **undecidable** for PTBP.*

This undecidability does not hold in the case where each parameter appears either always as an upper bound or always as a lower bound in guards (but not both). We thus consider in the following the case of L/U-PTBP.

5 1-clock L/U-PTBP

Since the L/U restriction brings some decidability to PTAs, we focus in this section on L/U-PTBP. Recall that L/U-PTA are expressive enough to model classical examples from the literature [[HRSV02](#)], such as root contention or Fischer's mutual exclusion algorithm. As a consequence, L/U-PTBP make an interesting subclass of PTBP.

Due to the undecidability results of [[ADR⁺11](#)] for processes with 2 clocks (already without parameters), we consider in this section L/U-PTBP with one clock only. When considering L/U-PTBP (PTBP where each parameter appear either as an upper bound in guards or as a lower bound but not both), we can get the following monotonicity result on the timing parameter valuations.

Lemma 3. *Given \mathcal{N} an L/U-PTBP with one clock, a network size $N \in \mathbb{N}$, and a parameter valuation p , for all valuations p' such that for all upper-bound parameters λ^u , $p(\lambda^u) \leq p'(\lambda^u)$ and for lower-bound parameters λ^l , $p(\lambda^l) \geq p'(\lambda^l)$ we have that $\forall \rho \in \mathcal{E}(\mathcal{N}, N, p)$, $\exists \rho' \in \mathcal{E}(\mathcal{N}, N, p')$ such that ρ is a prefix of ρ' .*

Proof. The proof is direct from the semantics definition. Notice that we do not have full inclusion of $\mathcal{E}(\mathcal{N}, N, p)$ in $\mathcal{E}(\mathcal{N}, N, p')$ since we consider maximal executions and it may be the case that some executions of $\mathcal{E}(\mathcal{N}, N, p)$ appear only

as prefixes of executions of $\mathcal{E}(\mathcal{N}, N, p')$. Notice also that this holds in both semantics (reconfigurable and clique). \square

A direct consequence of [Lemma 3](#) and the decidability of the EF problem for PTBP with a single clock and without parameters is the decidability of the \exists -EF-existence problems for L/U-PTBP with one clock.

Lemma 4. *The \exists -EF-universality problem is **decidable** for closed bounded L/U-PTBP with one clock in both semantics.*

Proof. Let \mathcal{N} be an L/U-PTBP with one clock, and $bounds$ be the closed bounds on the parameters. Let p_{min} be the minimal permissive valuation i. e., the valuation such that for all upper-bound parameters λ^u , $p_{min}(\lambda^u) = \inf(\lambda^u, bounds)$ and for all lower-bound parameters λ^l , $p_{min}(\lambda^l) = \sup(\lambda^l, bounds)$. By definition we have $p_{min} \in bounds$.

We define the PTBP without parameters \mathcal{N}_{min} as \mathcal{N} but replacing each occurrence of an upper-bound parameter λ^u by $\inf(\lambda^u, bounds)$ and each occurrence of a lower-bound parameter λ^l by $\sup(\lambda^l, bounds)$. It is then easy to see that $\mathcal{E}(\mathcal{N}, N, p_{min}) = \mathcal{E}(\mathcal{N}_{min}, N)$.

Assume that for all N there is no execution reaching q_f in $\mathcal{E}(\mathcal{N}_{min}, N)$; then the above equality implies that the answer to \exists -EF-universality is false.

Conversely assuming that there exists an execution reaching q_f in $\mathcal{E}(\mathcal{N}_{min}, N)$ for some N , we obtain by the equality and the monotonicity [Lemma 3](#) that this execution is a prefix of an execution of $\mathcal{E}(\mathcal{N}, N, p)$ for any valuation p .

Thus the \exists -EF-universality problem for \mathcal{N} is equivalent to the \exists -EF problem for \mathcal{N}_{min} and thus is decidable in the clique semantics (see [\[ADR⁺11\]](#)) and in the reconfigurable semantics (see [Theorem 2](#)). \square

For the \exists -EF-existence problem, we can remove the assumption on the closed bounds.

Lemma 5. *The \exists -EF-existence problem is **decidable** for (open or closed) bounded L/U-PTBP with one clock in both semantics.*

Proof. Let \mathcal{N} be an L/U-PTBP with one clock, and $bounds$ be the bounds on the parameters. As for the \exists -EF-universality problem, we define a protocol \mathcal{N}_{max} with the difference that non-strict guards involving open bounded parameters are changed to strict guards. We define the PTBP without parameters \mathcal{N}_{max} as \mathcal{N} but for all upper-bound parameters λ^u if $bounds(\lambda^u)$ is of the form $(\inf, \sup]$ or $[\inf, \sup]$ then every occurrence of λ^u is replaced by \sup . Otherwise if $bounds(\lambda^u)$ is of the form (\inf, \sup) or $[\inf, \sup)$ then every guard of the form $x < \lambda^u$ or $x \leq \lambda^u$ is replaced by the guard $x < \sup$. We operate similarly for lower-bound parameters.

Using the same argument as for the monotonicity [Lemma 3](#) it is easy to see that for any valuation $p \in bounds$, any execution ρ in $\mathcal{E}(\mathcal{N}, N, p)$ is a prefix of some execution in $\mathcal{E}(\mathcal{N}_{max}, N)$. Thus if some execution reaches q_f for some N and some p in $\mathcal{E}(\mathcal{N}, N, p)$, there is also an execution reaching q_f in $\mathcal{E}(\mathcal{N}_{max}, N)$.

The other direction is more subtle. Assume that there exists an execution ρ reaching q_f in $\mathcal{E}(\mathcal{N}_{max}, N)$. Let ρ' be a finite prefix of ρ reaching q_f . We define a valuation $p \in \text{bounds}$ that contains an execution identical to ρ' as follows: Let λ^u be an upper-bound parameter. Either $\text{bounds}(\lambda^u)$ is of the form $(inf, sup]$ or $[inf, sup]$ and we define $p(\lambda^u) = sup$. Or $\text{bounds}(\lambda^u)$ is of the form (inf, sup) or $[inf, sup)$. In this case, let v_u be the maximal value of clock x along ρ' when x is compared in a guard which was formerly $x \bowtie \lambda^u$. By definition of \mathcal{N}_{max} we know that $v_u < sup$. We thus define $p(\lambda^u) = v_u + \epsilon$ with $\epsilon > 0$, $\epsilon + v_u < sup$ and $\epsilon > inf - v_u$ (it exists since necessarily $inf < sup$).

We operate in a symmetrical way for lower-bound parameters: v_l is the minimal value of clock x along ρ' when x is compared in a guard which was formerly $x \bowtie \lambda^l$ and $p(u) = v_u - \epsilon$ with $v_u - \epsilon > inf$, $\epsilon > 0$ and $\epsilon < sup + v_u$ (it exists since necessarily $sup > inf$).

It is easy to see that for this valuation, ρ' is a prefix of some execution in $\mathcal{E}(\mathcal{N}, N, p)$. Hence, the \exists -EF-existence problem for \mathcal{N} is equivalent to the EF problem for \mathcal{N}_{max} and thus decidable in the clique semantics ([ADR⁺11]) and in the reconfigurable semantics (Theorem 2). \square

In contrast with the \exists -EF-existence problem, the monotonicity result is not enough to show decidability of the \exists -EF-universality problem for L/U-PTBP with open bounds. In fact we can even show that the problem becomes undecidable for general L/U-PTBP in the clique semantics. More precisely it is undecidable for U-PTBP with one parameter with open left bound, and for L-PTBP with one unbounded parameter.

Theorem 5. *The \exists -EF-universality problem is **undecidable** for open bounded L/U-PTBP with one clock in the clique semantics.*

Proof. We reduce from the halting problem of two-counter machines. The idea is to encode a two-counter machine, the number of processes in a particular state is used to encode the counter value. Thanks to the clique semantics, increment and decrement of counters are easy to simulate. However, zero tests are not possible since there is no way to distinguish between the fact that no process is modeling a counter and the fact that they just do not send a message. We thus allow the simulation to guess whether the counter is zero or not zero non-deterministically; in case of a wrong guess we are able to detect it thanks to the clique semantics. In this case, at least one process is stuck in an error state, we then use the timing parameter to repeat the simulation an unbounded (but finite) number of times before moving to the target state. To be able to reach the target state, we thus have to be able to correctly simulate the two-counter machine without wrong guess.

Formally, given a two-counter machine $\mathbf{M} = (\mathbf{K}, \mathbf{k}_0, \mathbf{k}_{acc})$ we define a PTBP \mathcal{P} as follows:

- $Q = \{q_0, idle, c_i, c_i^d, c_i^z, err, q_f \mid i \in \{1, 2\}\} \cup \{k, k' \mid k \in K\}$ where, q_0 is the initial state, $idle$ is a waiting state for the processes encoding the counters, c_i is the state used to encode the value of counter \mathbf{C}_i , c_i^z and c_i^d

are intermediary states for increment and decrement of counter c_i , c_i^z is an intermediary state used for the zero test, a state k is used to encode that the simulation reached instruction k of the machine and k' is an intermediary state, err is a sink state used to detect error in the simulation, finally q_f is the target state.

- $\mathbb{X} = \{x\}$ and $\mathbb{P} = \{\lambda^u, \lambda^l\}$
- $\Sigma = \{inc_i, dec_i, z_i, nz_i, ok, end \mid i \in \{1, 2\}\}$ where inc_i , dec_i , z_i , and nz_i stand respectively for increment, decrement, zero, and not zero of counter c_i , ok is a message to acknowledge that the action was performed correctly, and end is the message sent at the end of the simulation to either restart a simulation or reach the target state.
- Δ is defined as follows (for simplicity the guard and update of the clock are omitted when trivial, i. e., the true guard and no reset):
 - Initialization.** $(q_0, !!ok, k_0) \in \Delta$, $(q_0, ??ok, idle) \in \Delta$.
 - Increment of counter i .** For an increment instruction $\mathbf{k} : incr \mathbf{C}_i goto \mathbf{k}_1$, we add to Δ the transitions: $(k, !!inc_i, k')$, $(k', ??ok, k_1)$, $(idle, ??inc_i, c_i^i)$, $(c_i^i, !!ok, c_i)$ $(c_i^i, ??ok, idle)$.
 - Decrement of counter i .** For a decrement instruction $\mathbf{k} : decr c_i goto \mathbf{k}_1$, we add to Δ the transitions: $(k, !!dec_i, k')$, $(k', ??ok, k_1)$, $(c_i, ??dec_i, c_i^d)$, $(c_i^d, !!ok, idle)$ $(c_i^d, ??ok, c_i)$.
 - Zero-test of counter i .** For a zero-test instruction $\mathbf{k} : if c_i = 0 goto \mathbf{k}_z$ else goto \mathbf{k}_{nz} , we add to Δ the transitions: $(k, !!z_i, k_z)$, $(k, !!nz_i, k')$, $(k', ??ok, k_{nz})$, $(c_i, ??z_i, err)$, $(c_i, ??nz_i, c_i^z)$ $(c_i^z, !!ok, c_i)$, $(c_i^z, ??ok, c_i)$.
 - End of simulation.** $(k_{acc}, x < \lambda^u, !!end, \{x := 0\}, k_0)$ $(idle, x > \lambda^l, ??end, q_f)$ $(c_i, ??end, idle)$.

Given a configuration γ of the network, we say that it encodes a configuration (k, v_1, v_2) of the two-counter machine if there is one process in state k and v_i processes in states c_i for $i \in \{1, 2\}$. If we omit the *end of simulation* part, this reduction is similar to the one found in [Fou15, Chapter III, Theorem 3.5]; we therefore proceed with less details on this part. In short, every execution of the network is of one of the three kinds:

- Correct simulation.** The execution correctly encodes the run of the two-counter machine.
- Lack of processes.** The controller is stuck in an intermediary state while performing an increment, *i.e.* there was no process left in the *idle* state when the controller sent the inc_i message, thus it is stuck waiting for an ok message that no one can send.
- Wrong zero-test.** Along the execution, the controller wrongly assumed the value of a counter. Either it guessed a non-zero value and it is stuck waiting for an ok message, or it guessed zero when it was not—in which case at least one process moved to the error state.

Notice now that to reach the target state q_f a process in *idle* must receive the message end after its clock value is greater than parameter λ^l . But the end

of simulation part requires that the controller clock is lower than parameter λ^u . Thus when reaching state k_{acc} , in order to be able to let more time elapse, the controller has to send the message *end* which leads to a configuration where there is no process in the counter states and the controller is in the initial state of the two-counter machine. This configuration thus encodes the initial configuration of the two-counter machine. The controller then must simulate another time the two-counter machine before being able to send *end* again.

Thus, given a valuation p of the parameters, to reach q_f at least $p(\lambda^l)/p(\lambda^u)$ messages *end* must be sent by the controller. In other words, $p(\lambda^l)/p(\lambda^u)$ (correct or incorrect) simulations of the two-counter machine must be performed before reaching q_f . We have seen before that every incorrect simulation either gets stuck, or sends at least a process in the error state. Hence, given a network size N , if for a valuation p such that $p(\lambda^l)/p(\lambda^u) > N$ the state q_f is reached, then at least one simulation was correct, thus the two-counter machine halts.

This proves the undecidability of the EF-universality problem with 0 as an open lower bound for λ^u . Indeed, if there exists a network of size N which satisfies the EF-universality, then it is possible to reach q_f for all valuation and in particular for a valuation such that $p(\lambda^l)/p(\lambda^u) > N$. For the other direction, if the machine halts, there exists a size of network ($m + 2$ where m is the maximal sum of the two-counter value along the execution) that ensures that q_f is reachable for any valuation p with $p(\lambda^u) > 0$. Indeed, the controller can simulate the two-counter machine correctly (since it has enough processes to model the counters) in 0 time unit, wait a positive delay but less than λ^u time unit, and repeat this until the clock value of the processes in *idle* is greater than λ^l . This is possible since every time the controller sends the message *end* the configuration obtained is the same as the one obtained after the initialization (the first message *ok*). \square

Lemma 6. \exists -EF-universality in the clique semantics is *undecidable* already with a single clock for U-PTBP with open bounds on the left, and L-PTBP with infinity as right bound.

Proof. The proof of [Theorem 5](#) uses an open bounded L/U-PTBP. Moreover we only used the fact for all size of network N there exists a valuation of the parameter p such that $p(\lambda^l)/p(\lambda^u) > N$. Thus the proof can be adapted with only one upper-bound parameter λ^u (resp. lower-bound parameter λ^l) by replacing λ^l by 1 in the protocol (resp. λ^u by 1). This still ensures that there exists a valuation such that $1/p(\lambda^u) > N$ (resp. $p(\lambda^l) > N$). \square

6 Conclusion

Up to our knowledge this work is the first to consider two different sets of parameters at the same time. Both parameterized number of processes and parametric clocks are difficult to deal with and number of problems are undecidable for each of these systems. However we have shown that the combination of the decidable subclasses leads to some decidable problems. Our contributions are summarized

	1-c	2-c	3-c	1-L/U		2-L/U	3-L/U		PTBP	L/U		L or U	
				cb	ob					cb	ob	cb	ob
\exists -EF-empt.	<i>Th3</i>			L5		<i>L1</i>		\exists -EF-empt.	<i>L2</i>	L5		L5	
\exists -EF-univ.	<i>Th3</i>			L4 <i>open</i>		<i>L1</i>		\exists -EF-univ.	<i>L2</i>	L4 <i>Th5</i>	L4	<i>L6</i>	
\exists -AF	Th1 <i>open</i>	<i>Th1</i>		Th1	<i>open</i>	<i>Th1</i>		\exists -AF	<i>Th4</i>				

(a) Reconfigurable semantics

(b) Clique semantics for 1 clock

Table 1: Summary of our contributions (bold green: decidable; red italic: undecidable)

in Table 1; i -c (resp. i -L/U) denotes PTBP (resp. L/U-PTBP) with i clocks per process. In Table 1b, cb and ob denote formalisms with a closed bounded parameter domain and an open bounded parameter domain.

The open 2-clock case in the reconfigurable semantics is a well-known open problem, with connections to open problems of logic and automata theory [AHV93]. The other open case in Table 1 we are interested in solving is \exists -EF-universality for 1-L/U-PTBP in the reconfigurable semantics with open bounds. In addition, EF problems are still open for bounded 1-clock PTBP (Theorem 3 requires unbounded parameters), and for 1-c L/U with unbounded parameters in the clique semantics. Finally, for the decidable subclasses we exhibited, it remains to be studied whether exact synthesis can be achieved, i.e., obtaining the set of sizes of processes and timing parameter valuations for which EF or AF holds.

Another future work is to consider the EF- and AF-emptiness problems; recall that, in contrast to formalisms with a network of size 1 (i.e., PTAs), the emptiness problem is not equivalent to the existence problem, due to the additional quantifier over the network size.

More general future works include considering other semantics such as asynchronous broadcast or different communication topologies (reconfigurable under constraint, restricted to graph of bounded width, . . .), as well as the reachability problem for *all* sizes of networks (instead of the *existence* of a network size): while it seems straightforward for EF problems, it remains to be done for AF problems. Another quantifier of interest is the number of processes reaching the target: so far, we considered the existence of one process reaching the target. All processes reaching the target is also of interest.

Acknowledgement The authors warmly thank Nathalie Bertrand for fruitful discussions on the topic of this paper.

References

- AD94. Rajeev Alur and David L. Dill. A theory of timed automata. *Theoretical Computer Science*, 126(2):183–235, 1994.
- ADM04. Parosh Aziz Abdulla, Johann Deneux, and Pritha Mahata. Multi-clock timed networks. In *LiCS*, pages 345–354. IEEE Computer Society, 2004.

- ADR⁺11. Parosh A. Abdulla, Giorgio Delzanno, Othmane Rezine, Arnaud Sangnier, and Riccardo Traverso. On the verification of timed ad hoc networks. In Uli Fahrenberg and Stavros Tripakis, editors, *FORMATS*, volume 6919 of *Lecture Notes in Computer Science*, pages 256–270. Springer, 2011.
- ADR⁺16. Parosh A. Abdulla, Giorgio Delzanno, Othmane Rezine, Arnaud Sangnier, and Riccardo Traverso. Parameterized verification of time-sensitive models of ad hoc network protocols. *Theoretical Computer Science*, 612:1–22, 2016.
- AHV93. Rajeev Alur, Thomas A. Henzinger, and Moshe Y. Vardi. Parametric real-time reasoning. In S. Rao Kosaraju, David S. Johnson, and Alok Aggarwal, editors, *STOC*, pages 592–601. ACM, 1993.
- AJ03. Parosh Aziz Abdulla and Bengt Jonsson. Model checking of systems with many identical timed processes. *Theoretical Computer Science*, 290(1):241–264, 2003.
- AKPP16. Étienne André, Michał Knapik, Wojciech Penczek, and Laure Petrucci. Controlling actions and time in parametric timed automata. In Jörg Desel and Alex Yakovlev, editors, *ACSD*, pages 45–54. IEEE Computer Society, 2016.
- AL17. Étienne André and Didier Lime. Liveness in L/U-parametric timed automata. In Alex Legay and Klaus Schneider, editors, *ACSD*, pages 9–18. IEEE, 2017.
- AM15. Étienne André and Nicolas Markey. Language preservation problems in parametric timed automata. In Sriram Sankaranarayanan and Enrico Vicario, editors, *FORMATS*, volume 9268 of *Lecture Notes in Computer Science*, pages 27–43. Springer, 2015.
- And18. Étienne André. What’s decidable about parametric timed automata? *International Journal on Software Tools for Technology Transfer*, 2018. To appear.
- BBL15. Nikola Beneš, Peter Bezděk, Kim G. Larsen, and Jiří Srba. Language emptiness of continuous-time parametric timed automata. In Magnús M. Halldórsson, Kazuo Iwama, Naoki Kobayashi, and Bettina Speckmann, editors, *ICALP, Part II*, volume 9135 of *Lecture Notes in Computer Science*, pages 69–81. Springer, 2015.
- BJNT00. Ahmed Bouajjani, Bengt Jonsson, Marcus Nilsson, and Tayssir Touili. Regular model checking. In E. Allen Emerson and A. Prasad Sistla, editors, *CAV*, volume 1855 of *Lecture Notes in Computer Science*, pages 403–418. Springer, 2000.
- BKL08. Christel Baier, Joost-Pieter Katoen, and Kim G. Larsen. *Principles of model checking*. MIT press, 2008.
- DG04. Giorgio Delzanno and Pierre Ganty. Automatic verification of time sensitive cryptographic protocols. In *TACAS*, pages 342–356. Springer, 2004.
- DKRT97. Pedro R. D’Argenio, Joost-Pieter Katoen, Theo C. Ruys, and Jan Tretmans. The bounded retransmission protocol must be on time! In Ed Brinksma, editor, *TACAS*, volume 1217 of *Lecture Notes in Computer Science*, pages 416–431. Springer, 1997.
- DSTZ12. Giorgio Delzanno, Arnaud Sangnier, Riccardo Traverso, and Gianluigi Zavattaro. On the complexity of parameterized reachability in reconfigurable broadcast networks. In *FSTTCS*, volume 18 of *LIPICs*, pages 289–300. Schloss Dagstuhl - Leibniz-Zentrum fuer Informatik, 2012.
- DSZ10. Giorgio Delzanno, Arnaud Sangnier, and Gianluigi Zavattaro. Parameterized verification of ad hoc networks. In *International Conference on Concurrency Theory*, pages 313–327. Springer, 2010.

- DSZ11a. Giorgio Delzanno, Arnaud Sangnier, and Gianluigi Zavattaro. On the power of cliques in the parameterized verification of ad hoc networks. In *FoSSaCS*, volume 11, pages 441–455. Springer, 2011.
- DSZ11b. Giorgio Delzanno, Arnaud Sangnier, and Gianluigi Zavattaro. Parameterized verification of safety properties in ad hoc network protocols. *arXiv preprint arXiv:1108.1864*, 2011.
- Fou15. Paulin Fournier. *Parameterized verification of networks of many identical processes*. PhD thesis, Rennes 1, 2015.
- HRSV02. Thomas Hune, Judi Romijn, Mariëlle Stoelinga, and Frits W. Vaandrager. Linear parametric model checking of timed automata. *Journal of Logic and Algebraic Programming*, 52-53:183–220, 2002.
- JLR15. Aleksandra Jovanović, Didier Lime, and Olivier H. Roux. Integer parameter synthesis for timed automata. *IEEE Transactions on Software Engineering*, 41(5):445–461, 2015.
- LSLD15. Li Li, Jun Sun, Yang Liu, and Jin Song Dong. Verifying parameterized timed security protocols. In Nikolaaj Bjørner and Frank S. de Boer, editors, *FM*, volume 9109 of *Lecture Notes in Computer Science*, pages 342–359. Springer, 2015.
- Mil00. Joseph S. Miller. Decidability and complexity results for timed automata and semi-linear hybrid automata. In Nancy A. Lynch and Bruce H. Krogh, editors, *HSCC*, volume 1790 of *Lecture Notes in Computer Science*, pages 296–309. Springer, 2000.
- Min67. Marvin L. Minsky. *Computation: finite and infinite machines*. Prentice-Hall, Inc., 1967.

A Proof of [Theorem 1](#)

Theorem 1 (recalled). \exists -AF-existence and \exists -AF-universality are *decidable* for 1 clock PTBP but *undecidable* for (L/U)-PTBP with 3 clocks or more.

Proof. We first show that in the reconfigurable semantics the \exists -AF problems are equivalent to the same problems but in networks of size one.

The easiest direction is to assume that an AF property holds in a network of size one, it thus answers the original parameterized question which asks whether there exists a size of network satisfying the property. The other direction is more subtle and derives from the fact that in the reconfigurable semantics nothing prevents messages to be sent to an empty set of receivers. In the case of executions where there is no communication (every message is sent with an empty set of receivers) the network behaves as several processes running in parallel without interaction. Thus, if the AF problem is satisfied for some size of networks, it means that the target state is reached in particular for every execution without communication. Thus, it follows that the target is reached for all executions with a single process hence it holds for a network of size 1.

The rest of the theorem follows from the literature. AF-emptiness and AF-universality are decidable for 1-PTA. Indeed it is shown in [\[AM15\]](#) that one can abstract 1-PTA semantics into a finite parameterized zone abstraction. Moreover one can use this abstraction to solve the AF problems as shown in [\[JLR15\]](#). The undecidable cases directly come from the fact that the AF-emptiness is undecidable for (L/U)-PTA with 3 clocks or more [\[JLR15\]](#). The decidable case comes from the following result for PTA with 1 clock, which was, to the best of our knowledge, never shown formally:

Lemma 7 (Decidability of AF-emptiness for 1-clock PTA). *The AF-emptiness problem is *decidable* for 1-clock PTA.*

Proof. A classical way to approach timed automaton is to abstract the reachable configurations into a finite region graph (see *e.g.* [\[BKL08\]](#)). This region graph can be adapted in the case of PTA in order to deal with parameters. It was shown in [\[AM15\]](#) that a similar abstraction called zone graph is finite for 1-clock PTA. To obtain the decidability of the AF-emptiness problem it then suffices to apply the symbolic algorithm given in [\[JLR15\]](#). \square

This concludes the proof of [Theorem 1](#). \square

Notice that these questions are still open for L-PTA, U-PTA and 2-PTA.

Remark 2. Following the reasoning in the proof of [Theorem 1](#), the \exists -AF-emptiness problem is open in the same cases as for PTA: for L-PTBP and U-PTBP, and for (L/U)-PTBP with 2 clocks.

B Two-counter machines

For completeness, we recall here the definition of two-counter machines as well as the undecidability of the halting problem.

Definition 2 ([Min67]). *A two-counter machine is a tuple $\mathbf{M} = (\mathbf{K}, \mathbf{k}_0, \mathbf{k}_{acc})$ manipulating integer variables \mathbf{C}_1 and \mathbf{C}_2 called counters and composed of a finite set of instructions \mathbf{K} . Each instruction $\mathbf{k} \in \mathbf{K}$ is either of the form:*

Increment \mathbf{k} : *inc \mathbf{C}_i ; goto \mathbf{k}' , or*
Decrement \mathbf{k} : *decr \mathbf{C}_i ; goto \mathbf{k}' , or*
Zero test \mathbf{k} : *if $\mathbf{C}_i = 0$ goto \mathbf{k}' else goto \mathbf{k}''*

where $i \in \{1, 2\}$ and $\mathbf{k}, \mathbf{k}', \mathbf{k}''$ are labels preceding instructions. \mathbf{k}_0 is the initial label and \mathbf{k}_{acc} is the accepting label.

A configuration is a tuple of $\mathbf{K} \times \mathbb{N} \times \mathbb{N}$. A configuration $(\mathbf{k}, \mathbf{c}_1, \mathbf{c}_2)$ means that the machine is at instruction \mathbf{k} with counter \mathbf{C}_1 with value \mathbf{c}_1 and counter \mathbf{C}_2 with value \mathbf{c}_2 .

A two-counter machine gives rise to a run $\mathbf{s}_0 \rightarrow \mathbf{s}_1 \rightarrow \dots$ where $\mathbf{s}_0 = (\mathbf{k}, 0, 0)$ and for all $\mathbf{s}_i = (\mathbf{k}, \mathbf{c}_1, \mathbf{c}_2)$ the successor configuration depends on the form of \mathbf{k} .

- if $\mathbf{k} : \text{inc } \mathbf{C}_1; \text{ goto } \mathbf{k}'$ then $\mathbf{s}_{i+1} = (\mathbf{k}', \mathbf{c}_1 + 1, \mathbf{c}_2)$ (similarly for an increment of \mathbf{C}_2)
- if $\mathbf{k} : \text{decr } \mathbf{C}_1; \text{ goto } \mathbf{k}'$ then $\mathbf{s}_{i+1} = (\mathbf{k}', \mathbf{c}_1 - 1, \mathbf{c}_2)$ (similarly for a decrement of \mathbf{C}_2)
- if $\mathbf{k} : \text{if } \mathbf{C}_1 = 0 \text{ goto } \mathbf{k}' \text{ else goto } \mathbf{k}''$ and $\mathbf{c}_1 = 0$ then $\mathbf{s}_{i+1} = (\mathbf{k}', 0, \mathbf{c}_2)$ (similarly for \mathbf{C}_2)
- $\mathbf{k} : \text{if } \mathbf{C}_1 = 0 \text{ goto } \mathbf{k}' \text{ else goto } \mathbf{k}''$ and $\mathbf{c}_1 > 0$ then $\mathbf{s}_{i+1} = (\mathbf{k}'', \mathbf{c}_1, \mathbf{c}_2)$ (similarly for \mathbf{C}_2)

We assume without loss of generality that the run is either infinite or the machine halt in \mathbf{k}_{acc} . Moreover we can assume without loss of generality that the two last instructions are necessarily zero test of both counter. The halting problem asks whether the machine halts, and the boundedness problem asks whether the counter values are bounded along the run. Both problems have been shown undecidable in [Min67].

C Additional details on the proof of Theorem 3

Theorem 3 (recalled). *The \exists -EF-existence and \exists -EF-universality problems are **undecidable** for PTBP with one clock.*

C.1 Gadget constraining integer valuations

The gadget is given in Fig. 3.

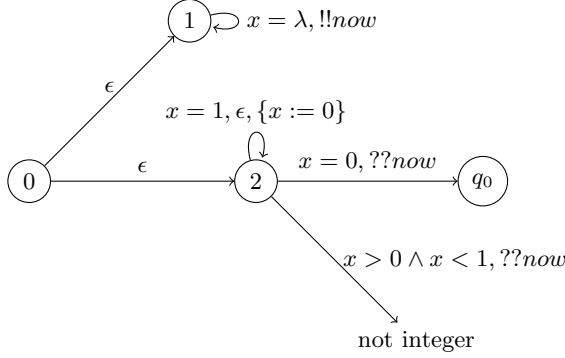


Fig. 3: Gadget to enforce integer values of λ

C.2 Additional examples of executions

Successful increment k : $incr\ c_1\ goto\ k_1$ with $v_1 < \lambda - 1$ to ensure that the reception can be taken, and $v_2 \geq v_1$ and $v_2 + 1 \leq \lambda$ (those assumptions only matter for the order of the transitions).

$$\begin{array}{c}
 \begin{pmatrix} k^1, 0 \\ c_1, v_1 \\ c_2, v_2 \\ idle, w \end{pmatrix} \xrightarrow{1,1,!!inc_1,\{2,3\}} \begin{pmatrix} k^2, 1 \\ inc1_1^1, v_1 + 1 \\ inc1_1^2, v_2 + 1 \\ idle, w' \end{pmatrix} \xrightarrow{\lambda - (v_2 + 1), 3, \epsilon, \emptyset} \begin{pmatrix} k^2, \lambda - v_2 \\ inc1_1^1, v_1 + \lambda - v_2 \\ inc2_1^2, 0 \\ idle, w'' \end{pmatrix} \xrightarrow{v_2 - v_1 - 1, 2, !!nc_1, \{4\}} \\
 \begin{pmatrix} k^2, \lambda - v_1 - 1 \\ inc2_1^1, \lambda - 1 \\ inc2_1^2, v_2 - v_1 - 1 \\ nc1_1, 0 \end{pmatrix} \xrightarrow{1,2,!!oc_1,\{4\}} \begin{pmatrix} k^2, \lambda - v_1 \\ idle, \lambda \\ inc2_1^2, v_2 - v_1 \\ nc2_1, 1 \end{pmatrix} \xrightarrow{v_1, 1, !!tick, \{3,4\}} \begin{pmatrix} k_1^1, 0 \\ idle, \lambda + v_1 \\ c_2, v_2 \\ c_1, v_1 + 1 \end{pmatrix}
 \end{array}$$

Failed increment k : $incr\ c_1\ goto\ k_1$ (assume there is no process in c_2 for simplicity)

$$\begin{array}{c}
 \begin{pmatrix} k^1, 0 \\ c_1, v_1 \\ idle, w \end{pmatrix} \xrightarrow{1,1,!!inc_1,\{2\}} \begin{pmatrix} k^2, 1 \\ inc1_1^1, v_1 + 1 \\ idle, w' \end{pmatrix} \xrightarrow{\lambda - v_1 - 4, 2, !!nc_1, \{4\}} \\
 \begin{pmatrix} k^2, \lambda - v_1 - 3 \\ inc2_1^1, \lambda - 3 \\ nc1_1, 0 \end{pmatrix} \xrightarrow{3,2,!!oc_1,\{4\}} \begin{pmatrix} k^2, \lambda - v_1 \\ idle, \lambda \\ nc1_1, 3 \end{pmatrix} \xrightarrow{v_1, 1, !!tick, \{3,4\}} \begin{pmatrix} k_1^1, 0 \\ idle, \lambda + v_1 \\ nc1_1, v_1 + 3 \end{pmatrix}
 \end{array}$$

Notice that, for the rest of the execution, there will be no process encoding c_1 , thus no zero test can be achieved.