

Classifying $5d$ SCFTs via $6d$ SCFTs: Arbitrary rank

Lakshya Bhardwaj¹, Patrick Jefferson²

Department of Physics, Harvard University, Cambridge, MA 02138, USA

ABSTRACT: According to a conjecture, all $5d$ SCFTs should be obtainable by rank-preserving RG flows of $6d$ SCFTs compactified on a circle possibly twisted by a background for the discrete global symmetries around the circle. For a $6d$ SCFT admitting an F-theory construction, its untwisted compactification admits a dual M-theory description in terms of a “parent” Calabi-Yau threefold which captures the Coulomb branch of the compactified $6d$ SCFT. The RG flows to $5d$ SCFTs can then be identified with a sequence of flop transitions and blowdowns of the parent Calabi-Yau leading to “descendant” Calabi-Yau threefolds which describe the Coulomb branches of the resulting $5d$ SCFTs. An explicit description of parent Calabi-Yaus is known for untwisted compactifications of rank one $6d$ SCFTs. In this paper, we provide a description of parent Calabi-Yaus for untwisted compactifications of arbitrary rank $6d$ SCFTs. Since $6d$ SCFTs of arbitrary rank can be viewed as being constructed out of rank one SCFTs, we accomplish the extension to arbitrary rank by identifying a prescription for gluing together Calabi-Yaus associated to rank one $6d$ SCFTs.

¹lbhardwaj@fas.harvard.edu

²patrickjefferson@fas.harvard.edu

Contents

1	Introduction	1
2	General ideas	3
2.1	F-theory construction of \mathfrak{T}	4
2.2	M-theory construction of $5d$ Coulomb branches	5
2.3	Consequences of the structure of elliptic fibration: Single curve	6
2.4	Consequences of the structure of elliptic fibration: Collision of curves	9
2.5	Unpacking the Calabi Yau: Mori cone	11
2.6	Unpacking the Calabi Yau: Intersection numbers	14
2.7	RG flows via flops and blowdowns	15
2.8	Decoupled states	17
2.9	Formal gauge algebra	19
2.10	Algorithm for building $\tilde{X}_{\mathfrak{T}}$	22
3	Computational techniques	23
3.1	Tate form of the Weierstrass model	23
3.2	Blowups and resolution	24
3.3	Components of elliptic fiber	26
3.4	Computation of triple intersection numbers	27
3.5	Computation of degrees	30
3.5.1	Split case	30
3.5.2	Non-split case	31
3.6	Computation of the number of blowups	33
4	Single curve	34
4.1	$\mathfrak{su}(n), n \geq 1$ on -2 curve	34
4.2	$\mathfrak{su}(n), n \geq 3, n \neq \tilde{6}$ on -1 curve	36
4.3	$\mathfrak{su}(\tilde{6})$ on -1 curve	38
4.4	$\mathfrak{sp}(n), n \geq 0$ on -1 curve	38
4.5	$\mathfrak{so}(2r), r \geq 4$ on -4 curve	39
4.6	$\mathfrak{so}(2r+1), r \geq 4$ on -4 curve	40
4.7	$\mathfrak{so}(n), 8 \leq n \leq 12$ and \mathfrak{g}_2 on $-k$ curve, $1 \leq k \leq 3$	41
4.8	$\mathfrak{e}_6, \mathfrak{e}_7, \mathfrak{e}_8$ and \mathfrak{f}_4	47
4.9	$\mathfrak{su}(3)$ on -3	49

5	Gluing rules	49
5.1	Gluing of $\mathfrak{su}(m)$, $m \geq 1$ or $m = \tilde{6}$ and $\mathfrak{su}(n)$, $n \geq 1$	49
5.2	Gluing of $\mathfrak{sp}(m)$, $m \geq 1$ and $\mathfrak{su}(n)$, $n \geq 1$	51
5.3	Gluing of $\mathfrak{sp}(m)$, $m \geq 1$ and $\mathfrak{so}(2r)$, $r \geq 4$	51
5.4	Gluing of $\mathfrak{sp}(m)$, $m \geq 1$ and $\mathfrak{so}(2r + 1)$, $r \geq 4$	52
5.5	Gluing of $\mathfrak{sp}(m)$, $m \geq 1$ and $\mathfrak{so}(7)$	52
5.6	Gluing of $\mathfrak{sp}(m)$, $m \geq 1$ and \mathfrak{g}_2	53
5.7	Gluing of $\mathfrak{sp}(0) = \text{E-string}$	53
5.7.1	Simply laced	54
5.7.2	Non-simply laced	65
6	Future work	75
A	User's guide for Mathematica notebook <i>Pushforward.nb</i>	76

1 Introduction

Following a recent proposal [1], a strategy for classifying $5d$ SCFTs in terms of $6d$ SCFTs was spelled out in [2]. It seeks to obtain Coulomb branches of $5d$ SCFTs starting from Coulomb branches of $5d$ KK theories. A $5d$ KK theory is defined to be a $6d$ SCFT \mathfrak{T} compactified on S^1 with some choice of background for the global discrete symmetry of \mathfrak{T} around S^1 . When the discrete symmetry background is trivial, we say that we have an *untwisted* compactification of \mathfrak{T} . When the discrete symmetry background is not trivial, we say that we have a *twisted* compactification of \mathfrak{T} . In this paper, we will only study untwisted compactifications. Moreover, we will always turn on generic mass parameters for $5d$ theories. Hence, the phrase “Coulomb branch” will always refer to the Coulomb branch with generic mass parameters turned on.

Let us consider a \mathfrak{T} that admits an F-theory construction without frozen singularities¹. The tensor branch of \mathfrak{T} is described by F-theory compactified on a non-compact Calabi-Yau threefold $X_{\mathfrak{T}}$ which takes the form of an elliptic fibration over a smooth non-compact Kähler base B . An important point to note is that, in general, $X_{\mathfrak{T}}$ is a singular threefold even though B is smooth. The loci in B over which the singularities of $X_{\mathfrak{T}}$ live are then identified as the loci wrapped by 7-branes.

¹See [3] for a classification of such $6d$ SCFTs and [4] for an F-theory construction (involving frozen singularities) of $6d$ SCFTs not obtainable by the methods of [3, 5] but visible in the classification of [6] and having a known string theory construction since the appearance of [7].

Let us consider an untwisted compactification of \mathfrak{T} (on its tensor branch) on a circle S_R^1 of radius R and let us turn on generic holonomies for the continuous gauge and global symmetries of \mathfrak{T} around S_R^1 . This corresponds to compactifying F-theory on $X_{\mathfrak{T}} \times S_R^1$ and turning on holonomies on the 7-branes around S_R^1 . This F-theory setup is then dual to M-theory compactified on a fully smooth resolution $\tilde{X}_{\mathfrak{T}}$ of $X_{\mathfrak{T}}$ with the elliptic fiber in $\tilde{X}_{\mathfrak{T}}$ carrying volume $\frac{1}{R}$.

M-theory compactified on $\tilde{X}_{\mathfrak{T}}$ describes the Coulomb branch of the corresponding $5d$ KK theory which we denote as \mathfrak{T}_{KK} . The objects of interest are the sets of holomorphic curves and holomorphic surfaces inside $\tilde{X}_{\mathfrak{T}}$. M2 branes wrapping holomorphic curves give rise to BPS particles in the low energy $5d$ theory and M5 branes wrapping holomorphic surfaces give rise to BPS strings in the low energy $5d$ theory. Each BPS string can be seen as a monopole for a $U(1)$ gauge group in the low energy $5d$ theory, and hence the number of surfaces equal the rank of the $5d$ theory. The intersection numbers between surfaces capture the full prepotential and hence the Coulomb branch metric of the $5d$ theory.

Reference [2] provided a description of $\tilde{X}_{\mathfrak{T}}$ for all \mathfrak{T} that are rank one $6d$ SCFTs. This was done by explicitly performing resolutions of $X_{\mathfrak{T}}$ using the methods of [8] (see also [9–11]). In this paper, we extend the work of [2] and provide a description of $\tilde{X}_{\mathfrak{T}}$ for \mathfrak{T} that are $6d$ SCFTs of any arbitrary rank.

We can use the data of $\tilde{X}_{\mathfrak{T}}$ to perform RG flows to $5d$ SCFTs. There are many kinds of RG flows that are possible. The simplest and the most widely studied ones involve sending some surface inside $\tilde{X}_{\mathfrak{T}}$ to infinite volume. Under such an RG flow, the rank of the $5d$ theory is reduced. The suggestion in [1, 2] was to instead study *rank preserving* RG flows, and it was conjectured there that all rank n $5d$ SCFTs can be obtained by rank preserving RG flows starting from rank n $5d$ KK theories. For the KK theories \mathfrak{T}_{KK} that we discussed above, such RG flows are described by a sequence of flop transitions and blowdowns on $\tilde{X}_{\mathfrak{T}}$ generating new smooth non-compact Calabi-Yau threefolds that do not admit an elliptic fibration.

In this sense, one can regard $\tilde{X}_{\mathfrak{T}}$ as “parent” Calabi-Yaus and the Calabi-Yaus obtained after flops and blowdowns as their “descendant” Calabi-Yaus. M-theory compactified on the descendant Calabi-Yaus describes the Coulomb branch of $5d$ SCFTs. Different descendant Calabi-Yaus lead to different Coulomb branches and hence are identified with different $5d$ SCFTs. This is the basis for the classification scheme sketched in [2].

This paper is organized as follows. In Section 2, we argue that the relevant data of $\tilde{X}_{\mathfrak{T}}$ can be captured in terms of a graph whose nodes label compact holomorphic surfaces in $\tilde{X}_{\mathfrak{T}}$ and the edges describe how the surfaces intersect. The nodes, edges and faces of the graph are decorated by some numbers. These numbers identify each

surface in terms of some simple known complex surfaces, and describe the intersection numbers between curves and surfaces in the threefold $\tilde{X}_{\mathfrak{T}}$. In Section 3, we describe our methods of computation using which we assemble the graph associated to $\tilde{X}_{\mathfrak{T}}$ given a Weierstrass model for $X_{\mathfrak{T}}$. In Section 4, we assign a graph to each compact holomorphic curve C in the base B of $X_{\mathfrak{T}}$. In Section 5, we provide rules to join the graphs corresponding to different curves C in B , hence resulting in a graph describing $\tilde{X}_{\mathfrak{T}}$. In Section 6, we describe some possible extensions of this work in interesting directions. Lastly, in Appendix A, we provide instructions on using the mathematica notebook “Pushforward.nb” attached as an ancillary file with this paper.

2 General ideas

In this section, we describe the structure of $\tilde{X}_{\mathfrak{T}}$ in as general terms as possible without invoking any detailed computations. We start by reviewing some relevant details of the F-theory construction of \mathfrak{T} in Section 2.1. We proceed by reviewing some relevant aspects of M-theory compactifications on smooth non-compact Calabi-Yau threefolds in Section 2.2. We also list the relevant data that we need to track for each Calabi-Yau. After that, in Sections 2.3 and 2.4, we take a closer look at the structure of the Calabi Yaus $\tilde{X}_{\mathfrak{T}}$ due to the fact that they admit an elliptic fibration. We find that $\tilde{X}_{\mathfrak{T}}$ can be described in terms of a collection of compact holomorphic surfaces glued to each other along some holomorphic curves inside these surfaces. We show that each surface in the collection can either be described in terms of a Hirzebruch surface, or in terms of the projective space \mathbb{P}^2 . We also describe some general constraints that the gluing curves have to satisfy. In Sections 2.5 and 2.6, we show how we can recover each item in the list presented at the end of Section 2.2 in terms of the data of this collection of surfaces along with the data of their gluings. In Section 2.7, we describe how one can perform a sequence of flops and blowdowns on $\tilde{X}_{\mathfrak{T}}$ to reach Calabi-Yaus that are descendants of $\tilde{X}_{\mathfrak{T}}$. The data of a descendant Y is also naturally packaged as a collection of surfaces with some gluing rules, and the data listed at the end of Section 2.2 can be recovered by applying the ideas in Sections 2.5 and 2.6 to Y . In Section 2.8, we discuss the notion of “decoupled states”. These are states that can be decoupled from the $5d$ theory when they are massless. Removing the decoupled states changes the Calabi-Yau, and the Calabi-Yau with no decoupled states provides the maximum number of RG flows. In Section 2.9, we argue that in order to remove decoupled states, we should replace some of the F-theory configurations with less singular and potentially inconsistent F-theory configurations. Even if the less singular F-theory configuration is inconsistent, we can still assign to it a consistent Calabi-Yau which fails to admit elliptic fibration structure due to some subtle reason and hence is inconsistent as an

F-theory background. However, it makes sense as an M-theory background and allows access to the maximum number of RG flows. We capture these replacements of F-theory configurations by defining a notion of “formal gauge algebra” in Section 2.9. Finally, in Section 2.10, we describe an algorithm that sums up the discussion and allows one to construct $\tilde{X}_{\mathfrak{T}}$ starting from an F-theory configuration $X_{\mathfrak{T}}$ constructing a 6d SCFT \mathfrak{T} .

2.1 F-theory construction of \mathfrak{T}

The elliptic fibration $X_{\mathfrak{T}}$ is defined by a Weierstrass equation

$$y^2 z = x^3 + f x z^2 + g z^3 \quad (2.1)$$

where $[x : y : z]$ are homogeneous coordinates defining a \mathbb{P}^2 . z is a function on B and x, y, f, g are sections of $-2K_B, -3K_B, -4K_B, -6K_B$ respectively where K_B is the canonical divisor class of B . The discriminant Δ of (2.1) is

$$\Delta = 4f^3 + 27g^2 \quad (2.2)$$

which is a section of $-12K_B$. The points in B over which Δ vanishes carry a singular elliptic fiber and the collection of such points is known as the *discriminant locus* of the elliptic fibration. The discriminant locus can be decomposed into a set of irreducible holomorphic curves in B which are referred to as the components of discriminant locus. To each component of discriminant locus, we can assign the orders of vanishing of f, g and Δ . In general, several components of discriminant locus can pass through a point p in the discriminant locus. The orders of vanishing of f, g and Δ at p are then defined to be the sum of orders of vanishings of f, g and Δ over all such components. One requires that the orders of vanishings of f, g and Δ at any point or at any curve are neither greater than nor equal to 4, 6 and 12 respectively.

The conformal point of \mathfrak{T} corresponds to all the compact holomorphic curves in B shrinking simultaneously to a point. Thus we require that we can contract all compact holomorphic curves in B at a finite distance in the moduli space of the Calabi-Yau. This condition along with the requirement that the orders of vanishings of f, g and Δ remain less than 4, 6 and 12 has several consequences [5]. First, all compact holomorphic curves in B must be rational, i.e. they must have genus zero. Second, two distinct compact holomorphic curves can only intersect in at most one point. Third, the intersection pairing of compact holomorphic curves on B must be negative definite.

2.2 M-theory construction of 5d Coulomb branches

We will now like to discuss the structure of $\tilde{X}_{\mathfrak{T}}$. But before getting there, we review some aspects of M-theory compactified on a smooth non-compact Calabi-Yau threefold Y which may or may not admit an elliptic fibration.

The dual of the Kähler form is a divisor J on Y can be written in terms of compact divisors S^i and non-compact divisors N^j in Y as $J = \phi_i S^i + m_j N^j$. The coefficients ϕ_i in J are the Coulomb branch moduli and the coefficients m_j in J are the mass parameters of the low energy 5d theory arising from M-theory compactified on Y . If $Y = \tilde{X}_{\mathfrak{T}}$, then the base B of the elliptic fibration appears as a special non-compact divisor whose coefficient m_B in J can be identified with $\frac{1}{R}$ where R is the radius of the circle used to compactify the 6d theory \mathfrak{T} .

The intersection number $-J \cdot C$ for a compact holomorphic curve C computes the volume of C which controls the mass of the BPS particle arising from an M2 brane wrapping C . Similarly, the intersection number $J \cdot J \cdot S$ for a compact holomorphic surface S computes the volume of S which controls the tension of the BPS string arising from an M5 brane wrapping S . Finally, the intersection number $J \cdot J \cdot J$ computes the prepotential \mathcal{F} of the low energy 5d theory. We see that \mathcal{F} is a cubic polynomial as it should be [12]. Taking the partial derivative of \mathcal{F} with respect to ϕ_i, ϕ_j gives us the metric on the Coulomb branch.

The individual intersection numbers $S^i \cdot S^j \cdot S^k$ for three compact surfaces are also relevant physically as they compute the coefficient of the Chern-Simons term for the low-energy $U(1)$ gauge groups associated to the three surfaces. Similarly, the individual intersection numbers $S \cdot C$ for a compact surface S and a compact curve C capture the Dirac pairing between the BPS string associated to S^i and the BPS particle associated to C , and so they are also physically relevant.

Thus, for the purpose of describing physics on the Coulomb branch, the data of the Calabi-Yau that we track in this paper is:

- The set of compact holomorphic surfaces S^i .
- The set of compact holomorphic curves.
- The set of intersection numbers $S \cdot C$ between a compact holomorphic surface and a compact holomorphic curve.
- The set of triple intersection numbers $S^i \cdot S^j \cdot S^k$ of three compact holomorphic surfaces.

Note that the data related to a non-compact holomorphic surface N^j can be encoded in the above data once we know the compact curves $C^{ij} = S^i \cdot N^j$ for all i . We ignore the data of N^j in this paper except for the base B in the case when $Y = \tilde{X}_{\tilde{\tau}}$.

2.3 Consequences of the structure of elliptic fibration: Single curve

We now look more closely at the consequences of the fact that $\tilde{X}_{\tilde{\tau}}$ has the structure of an elliptic fibration. Consider a compact holomorphic curve C in B which is a component of the discriminant locus. Then over a generic point of C , the possible degenerations are classified by a Kodaira type which we list in Figure 1. Over special points of C , we can see other types of degenerations. Now consider a generic point p of C . As is visible from Figure 1, the degenerate elliptic fiber over p takes the form of a collection of rational curves f_C^i intersecting each other transversely, and the elliptic fiber f_C is recovered as

$$f_C = \sum_i n_i f_C^i \quad (2.3)$$

where n_i are positive integers which can be read from Figure 1. As one of the rational components f_C^i moves over C , it sweeps out a holomorphic surface which is a \mathbb{P}^1 fibration over C . As we noted above, for $6d$ SCFTs, every compact holomorphic curve in B must be a rational curve. Thus, the holomorphic surface swept out by f_C^i is a \mathbb{P}^1 fibration over \mathbb{P}^1 , or in other words a Hirzebruch surface. We label the surface as S_C^i . f_C^i can then be recognized as the fiber of the Hirzebruch surface S_C^i .

Sometimes the degenerate elliptic fiber on C can have a monodromy such that f_C^i is transported to f_C^j as one starts at p , moves over C , and then returns back to p . In such situations $S_C^i = S_C^j$ and f_C^i is in the same homotopy class as f_C^j inside $S_C^i = S_C^j$. Such a monodromy is only possible for Kodaira types $I_{n \geq 3}$, I_n^* , IV^* and IV . In all of these cases except I_0^* , there is only one kind of non-trivial monodromy that is possible. So, in these cases, if there is monodromy, one attaches a superscript ns to the Kodaira type and refers to the fiber as a *non-split* fiber, and if there is no monodromy, one attaches a superscript s to the Kodaira type and refers to the fiber as a *split* fiber. In the case of I_0^* , there are two possible non-trivial monodromies. One of them is referred to as *semi-split* and denoted by superscript ss , and the other is referred to as non-split and denoted by superscript ns . In literature, the data of Kodaira type along with the data of monodromy is known as the *Kodaira-Tate* type of the degenerate fiber, and we will continue this terminology in the paper.

C gives rise to a simple gauge algebra \mathfrak{g}_C in the $6d$ theory. \mathfrak{g}_C is completely determined by the Kodaira-Tate type of the elliptic fiber over C . Note that \mathfrak{g}_C does not have to be non-trivial. It is trivial for Kodaira-Tate types I_1 and II which are

singular fibers. It is also trivial for the smooth fiber which is denoted by Kodaira-Tate type I_0 .

The surfaces S_C^i living over C intersect each other transversely in the way the rational curves f_C^i intersect each other. The intersection locus ℓ_C^{ij} between S_C^i and S_C^j can be recognized as a holomorphic curve $\ell_C^{ij,i}$ inside S_C^i and a holomorphic curve $\ell_C^{ij,j}$ inside S_C^j . So the intersection can also be thought of as a *gluing* of surfaces S_C^i and S_C^j where we glue the curve $\ell_C^{ij,i}$ inside S_C^i to the curve $\ell_C^{ij,j}$ inside S_C^j . In fact, any transverse intersection of any two holomorphic surfaces S and S' in any threefold Y can be thought of as a transverse gluing of a holomorphic curve ℓ in S to a holomorphic curve ℓ' in S' . For any such transverse gluing to be consistent with the Calabi-Yau condition on Y , the self-intersections of ℓ and ℓ' in S and S' respectively have to satisfy a condition which we now describe.

We can break the tangent bundle $\mathcal{T}Y$ of the threefold Y into the tangent bundle $\mathcal{T}L$ and the normal bundle $\mathcal{N}L$ of the holomorphic curve $L = \ell \sim \ell'$ in Y . Furthermore, we can break $\mathcal{N}L$ into a sum of the normal bundle $\mathcal{N}\ell$ of ℓ in S and the normal bundle $\mathcal{N}\ell'$ of ℓ' in S' . The first Chern classes $c_1(\mathcal{T}L)$, $c_1(\mathcal{N}\ell)$ and $c_1(\mathcal{N}\ell')$ are $2 - 2g$, $(\ell \cdot \ell)|_S$ and $(\ell' \cdot \ell')|_{S'}$ respectively where g is the genus of ℓ and ℓ' . Thus the vanishing of $c_1(\mathcal{T}Y)$ implies the following condition which we will refer to as the *Calabi-Yau condition*

$$(\ell \cdot \ell)|_S + (\ell' \cdot \ell')|_{S'} = 2g - 2 \quad (2.4)$$

There can also be situations in which the intersection locus L decomposes into a sum of intersection loci such that $L = \sum_{\alpha} L_{\alpha}$ with L_{α} mutually intersecting each other. Each L_{α} can be identified as a curve ℓ_{α} in S with the intersections of ℓ_{α} descending from intersections of L_{α} . Similarly, L_{α} can be identified with curves ℓ'_{α} in S' with the intersections of ℓ'_{α} again descending from the intersections of L_{α} . Then, the gluing of S and S' can be described as $\ell_{\alpha} \sim \ell'_{\alpha}$ for all α which implies that $\ell \sim \ell'$ where $\ell = \sum_{\alpha} \ell_{\alpha}$ and $\ell' = \sum_{\alpha} \ell'_{\alpha}$. In such a situation the Calabi-Yau condition (2.4) applies only to ℓ and ℓ' , and not to their components ℓ_{α} and ℓ'_{α} . We will see examples of such gluings later in the paper. All of the situations described above are consistent with the assertion that the Calabi-Yau condition must be imposed locally on each geometrically irreducible curve along which a pair of surfaces intersects.

Going back to intersections among the surfaces S_C^i living over C , we note that there can also be further gluings among S_C^i not captured by the intersection pattern of rational curves in the Kodaira fiber over C . We will see such examples later in the paper and this fact was also noticed in [2], for example for a $6d$ $SO(n)$ gauge theory with $n - 8$ hypers in vector representation. This has to do with the behavior of the elliptic fiber over some special points of C as we will make clear when we discuss such

– 8 –

examples.

At other special points over C , the elliptic fiber can degenerate further in the sense that the number of rational curves composing the elliptic fiber increase as compared to the elliptic fiber over a generic point of C . Such points can be identified as the locations where some other component of the discriminant locus intersects C . More precisely, by analyzing the Weierstrass equation, one can see that some of the individual f_C^i split into multiple rational curves over such points. We interpret this to mean that the Hirzebruch surfaces S_C^i carry some blowups which act on the fiber f_C^i splitting it into multiple pieces. For example, if we just do a single blowup at a generic point p in S_C^i , then since some holomorphic representative of the homology class of f_C^i passes through p , the blowup at least breaks the fiber into two pieces $f_C^i - x$, x where x is the exceptional curve created by the blowup. We note that, in general, the blowups *do not* occur at generic points. For instance, f_C^i can split into $f_C^i - x_1 - x_2$, x_1 x_2 where x_1 and x_2 are exceptional curves produced by two blowups. These blowups are nongeneric since we require both the blowups to occur on a single representative f_C^i of the homology class of f_C^i , which cannot be arranged if the blowups were acting at two generic points.

The points on C through which other components of discriminant locus pass can be associated to hypermultiplets in the $6d$ theory charged under some representation of \mathfrak{g}_C . Such points and corresponding representations were systematically studied in [13]. We have seen above that such points on C can also be associated to some blowups on the collection of surfaces $S_C = \cup_i S_C^i$. Thus, the blowups on S_C can be classified into various sets such that the blowups in a certain set correspond to a certain hyper that is charged under a certain representation of \mathfrak{g}_C .

2.4 Consequences of the structure of elliptic fibration: Collision of curves

Let's see how the above correspondence between blowups and $6d$ matter turns out to be useful. Consider two compact holomorphic curves C and D which intersect each other at some point p and both of which are components of the discriminant locus. The collections of surfaces S_C and S_D intersect with each other over p . So, p is associated to some gluings between the collections of surfaces S_C and S_D . We saw above that, from the point of view of C , p is associated to some blowups x_α^p in S_C and some hypers in a representation R_C^p of \mathfrak{g}_C . Similarly, from the point of view of D , p is associated to some blowups y_μ^p in S_D and some hypers in a representation R_D^p of \mathfrak{g}_D . The fact that C and D intersect at p means that the hypers in R_C^p and hypers in R_D^p are identified with each other to give rise to hypers transforming in the representation $R_C^p \otimes R_D^p$ of $\mathfrak{g}_C \oplus \mathfrak{g}_D$. This suggests that only the corresponding blowups x_α^p and y_μ^p should participate in

the gluing of S_C and S_D associated to p . We will see later in this paper that this expectation is correct.

We now describe an important consistency condition that a gluing between S_C and S_D has to satisfy. First recall that the elliptic fiber f_C over C can be written in terms of the components f_C^i as in (2.3). Similarly, f_D can be written in terms of its components f_D^a as

$$f_D = \sum_a m_a f_D^a \quad (2.5)$$

Now, the gluing between S_C and S_D involves curves f_C^i and x_α^p in S_C , and curves f_D^a and y_μ^p in S_D . Say the gluing is such that f_C^i is glued to some curve $D[f_C^i]$ in S_D and f_D^a is glued to some curve $C[f_D^a]$ in S_C . Since the elliptic fiber f_C should be glued to the elliptic fiber f_D at p we must have that the condition

$$\sum_i n_i D[f_C^i] = f_D = \sum_a m_a f_D^a \quad (2.6)$$

holds in S_D and the condition

$$\sum_a m_a C[f_D^a] = f_C = \sum_i n_i f_C^i \quad (2.7)$$

holds in S_C .

Above we focused our attention only to those compact holomorphic curves in B that are components of discriminant locus. There can also be compact holomorphic curves that are not in the discriminant locus. Consider one such curve C . C carries a smooth elliptic fiber which is assigned a Kodaira type I_0 even though it is smooth. Since elliptic fiber f_C over C does not split into multiple pieces, as f_C moves over C it sweeps out a single compact holomorphic surface S_C rather than a collection of surfaces. If $(C \cdot C)|_B \leq -3$, then C must carry a non-trivial \mathfrak{g}_C which implies that it must be a component of discriminant locus [14]. Since in the context of $6d$ SCFTs the self-intersection of C in B has to be negative, it follows that if C carries I_0 fiber then $C^2 = -1, -2$. If $C^2 = -2$, then the fibration of f_C over C is trivial, as is evident from the fact that such a C preserves 16 supercharges locally. In this case, $S_C = \mathbb{P}^1 \times \mathbb{T}^2$. If $C^2 = -1$, the fibration of f_C over C is non-trivial and it is known that S_C is \mathbb{P}^2 blown up at 9 *non-generic* points. We will denote \mathbb{P}^2 blown up at 9 points by $(\mathbb{P}^2)^9$.

The first surface $\mathbb{P}^1 \times \mathbb{T}^2$ is certainly not Hirzebruch but the second surface $(\mathbb{P}^2)^9$ can, in some situations, be represented as the Hirzebruch surface \mathbb{F}_1 blown up at 8 points, which we denote as \mathbb{F}_1^8 . One such situation arises when there is only one compact holomorphic curve C in B with $C^2 = -1$ and Kodaira type of f_C is I_0 . This constructs the well-known E-string theory in $6d$ and in this case $S_C = dP_9$ which is

\mathbb{P}^2 blown up at 9 *generic* points. Since \mathbb{P}^2 blown up at one point equals \mathbb{F}_1 , dP_9 can also be written as \mathbb{F}_1^8 with all 8 blowups being generic. In situations where -1 curve C intersects some other compact holomorphic curve D carrying a non-trivial \mathfrak{g}_D , we will show in Section 5.7 that the blowups are not generic and it is not always possible to provide a description of S_C as \mathbb{F}_1^8 even if we make the 8 blowups non-generic. But in all these situations, we can always give a description of S_C as $(\mathbb{P}^2)^9$ with 9 non-generic blowups. So, in this sense, $(\mathbb{P}^2)^9$ should not be regarded as a Hirzebruch surface.

To recap, for each compact holomorphic curve C in the base B , we can find a collection of surfaces $S_C = \cup_i S_C^i$ in $\tilde{X}_{\mathfrak{T}}$ which capture the behavior of elliptic fiber over C . If C is a component of discriminant locus, then S_C^i is a Hirzebruch surface blown up at some number of points. Each blowup is associated to a hyper transforming in some representation of the $6d$ gauge algebra \mathfrak{g}_C living over C , if \mathfrak{g}_C is non-trivial. If C is not a component of discriminant locus, then S_C^i is either \mathbb{P}^2 blown up at 9 points, or $\mathbb{P}^1 \times T^2$. The blowups on \mathbb{P}^2 are not associated to $6d$ hypers since \mathfrak{g}_C is trivial. The surfaces S_C^i are glued to each other and the gluings have to satisfy the Calabi-Yau condition (2.4). If D is some other compact holomorphic curve that intersects C , then the corresponding collections of surfaces S_C and S_D are glued to each other. These gluings not only have to satisfy (2.4), but also the conditions (2.6) and (2.7) which state that the elliptic fibers over C and D have to be glued to each other. If both \mathfrak{g}_C and \mathfrak{g}_D are non-trivial, then the intersection of D with C gauges hypers transforming in some representation R_C^p of \mathfrak{g}_C , which manifests as the fact that the blowups corresponding to these hypers in S_C are involved in the gluing. Similarly, the intersection also gauges hypers transforming in some representation R_D^p of \mathfrak{g}_D , which manifests as the fact that the blowups corresponding to these hypers in S_D are involved in the gluing.

2.5 Unpacking the Calabi Yau: Mori cone

In this way, we claim that we can package the relevant data for the compactification of M-theory on $\tilde{X}_{\mathfrak{T}}$ into a collection of compact surfaces $S_{\mathfrak{T}} = \cup_C (\cup_i S_C^i)$ along with gluing rules describing how two surfaces S_C^i and S_D^j are glued to each other. To justify this claim, we will now show how one can extract from this the data listed at the end of Section 2.2 which is the set of compact holomorphic surfaces in $\tilde{X}_{\mathfrak{T}}$, the set of compact holomorphic curves in $\tilde{X}_{\mathfrak{T}}$, and the intersection numbers between these curves and surfaces.

The set of compact holomorphic surfaces is simply given by S_C^i for all values of i and C . The set of compact holomorphic curves can be specified by positive *integer* linear combinations of a set of linearly independent compact holomorphic curves, which we call generators. These generators are also the generators of the *Mori cone*, which is obtained by tensoring the set of holomorphic curves by \mathbb{R}^+ . By a slight abuse of

terminology, in this paper we will refer to the set of holomorphic curves as the Mori cone and it should always be remembered that we are actually referring to the underlying set of holomorphic curves.

The set of compact complex curves on the other hand can be described as arbitrary (positive or negative) integer linear combinations of a set of linearly independent compact complex curves. Thus the set of complex curves forms a lattice. The Mori cone can then be thought of as embedded in this lattice, which turns out to be a useful point of view as we will see soon.

We have seen that S_C^i is either $\mathbb{P}^1 \times \mathbb{T}^2$, or a Hirzebruch surface \mathbb{F}_n^b of degree n and b number of blowups, or $(\mathbb{P}^2)^9$. In the rest of the discussion, we can ignore the surface $\mathbb{P}^1 \times \mathbb{T}^2$. See Section 2.9 for more details. Let's call the underlying surface without the blowups as $(S_C^i)_u$. $(S_C^i)_u$ is then either a Hirzebruch surface \mathbb{F}_n of degree n , or the projective space \mathbb{P}^2 . Let's review the lattice of complex curves $(\Lambda_C^i)_u$ and the Mori cone $(\mathcal{M}_C^i)_u$ of $(S_C^i)_u$:

1. \mathbb{F}_n is a \mathbb{P}^1 fibration over \mathbb{P}^1 . $(\Lambda_C^i)_u$ is generated by e which is a zero section of the fibration, and by f which is the fiber \mathbb{P}^1 . The intersection numbers are $e^2 = -n$, $f^2 = 0$ and $e \cdot f = 0$. Another notable curve in \mathbb{F}_n is a second zero section $h = e + nf$ whose self-intersection is $h^2 = +n$. $(\mathcal{M}_C^i)_u$ is obtained by restricting to positive integer linear combinations of e and f .
2. $(\Lambda_C^i)_u$ for \mathbb{P}^2 is simply generated by a curve l of self-intersection $l^2 = +1$. As above, $(\mathcal{M}_C^i)_u$ is generated by positive multiples of l .

For future use, we have also collected the intersection numbers of curves inside these surfaces as well.

One general property one requires of Mori cone is that its generators must have a well-defined genus. The genus g of a curve ℓ in S can be determined by the adjunction formula which states that

$$(K_S + \ell) \cdot \ell = 2g - 2 \tag{2.8}$$

where K_S is the canonical divisor class of S . Thus a curve ℓ has a well-defined genus only if $(K_S + \ell) \cdot \ell$ is even and is greater than or equal to -2 . An example of a curve that does not have a well-defined genus is the curve $2e$ inside \mathbb{F}_n .

Another property one requires captures the geometric intuition that two distinct irreducible curves should intersect in a non-negative number of points. The intuition is that, if two curves ℓ_1 and ℓ_2 intersect in a negative number of points, then it must be that the intersection locus of ℓ_1 and ℓ_2 involves a curve ℓ_3 of negative self-intersection, and consequently the curves can be written as $\ell_1 = \ell_3 + \ell'_1$ and $\ell_2 = \ell_3 + \ell'_2$ with the mutual intersections between ℓ'_1 , ℓ'_2 and ℓ_3 being non-negative. This would imply that

either ℓ_1 or ℓ_2 is not irreducible depending on whether or not ℓ'_1 and ℓ'_2 are non-zero. Thus to capture irreducibility, one demands that if ℓ_a is the set of generators of the Mori cone \mathcal{M}_S of a surface S , then it must be that

$$\ell_a \cdot \ell_b \geq 0 \quad (2.9)$$

for all $a \neq b$. For a curve ℓ that is not a generator, we say that ℓ is irreducible if

$$\ell \cdot \ell_a \geq 0 \quad (2.10)$$

for all a . An example of an irreducible curve that is not a generator is the curve h in \mathbb{F}_n . An example of a curve that is not irreducible is $e + f$ in \mathbb{F}_n for $n \geq 2$.

We now describe the construction of Mori cone \mathcal{M}_C^i of the surface S_C^i with the blowups included. Let x_α with $\alpha = 1, \dots, b$ denote the blowups on S_C^i . If $(S_C^i)_u$ is a Hirzebruch surface, we let Λ_C^i be the lattice generated by e, f and x_α . If $(S_C^i)_u$ is \mathbb{P}^2 , we let Λ_C^i be the lattice generated by l and x_α where $\alpha = 1, \dots, 9$. The intersection product on Λ_C^i follows from the intersection product on $(\Lambda_C^i)_u$ and the intersection products $x_\alpha \cdot x_\beta = -\delta_{\alpha\beta}$, $x_\alpha \cdot e = x_\alpha \cdot f = x_\alpha \cdot l = 0$. The canonical divisor K_C^i for S_C^i is

$$K_C^i = (K_C^i)_u + \sum_{\alpha} x_{\alpha} \quad (2.11)$$

where $(K_C^i)_u$ is the canonical divisor for $(S_C^i)_u$ whose intersection products with x_α are zero by definition.

Let \mathcal{X}_C^i denote the positive linear integer span of x_α . Then $(\mathcal{M}_C^i)_b = (\mathcal{M}_C^i)_u \oplus \mathcal{X}_C^i$ is a cone inside Λ_C^i satisfying (2.8) and (2.9). By definition of \mathbb{F}_n^b and $(\mathbb{P}^2)^9$, the curves contained in $(\mathcal{M}_C^i)_b$ must be holomorphic, and hence $(\mathcal{M}_C^i)_b$ must be contained inside \mathcal{M}_C^i . So our task is to determine the elements in \mathcal{M}_C^i that are not in $(\mathcal{M}_C^i)_b$.

First, consider performing one blowup x on $(S_C^i)_u$ at some point p . Since the curves of non-negative self-intersection can be deformed, we can always find a holomorphic representative passing through p . Thus the blowup will definitely act on any curve C such that $C^2 \geq 0$ and split it into $C - x$ and x , where $(C - x)^2 \geq -1$. On the other hand, since the holomorphic curves of negative self-intersection are rigid, they may or may not pass through p . If p is generic, then they will not pass through p . If p is sufficiently non-generic, then they will. We can generalize to b blowups as follows. If $(S_C^i)_u$ is a Hirzebruch surface, let W_C^i be the set of curves of the form

$$n_e e + n_f f - \sum_{\alpha} n_{\alpha} x_{\alpha} \quad (2.12)$$

with $n_e, n_f, n_{\alpha} \geq 0$, $n_e + n_f \geq 1$ which have self-intersection greater than or equal to -1 . Similarly, if $(S_C^i)_u = \mathbb{P}^2$, let W_C^i be the set of curves of the form

$$n_l l - \sum_{\alpha} n_{\alpha} x_{\alpha} \quad (2.13)$$

with $n_l \geq 1$, $n_\alpha \geq 0$ which have self-intersection greater than or equal to -1 . The generalization is that the curves in W_C^i must be holomorphic and hence must be included in \mathcal{M}_C^i . Clearly, these curves do not lie in $(\mathcal{M}_C^i)_b$ whenever any one of the n_α is non-zero. Similarly, the elements of the set G_C^i of gluing curves in S_C^i are elements of Λ_C^i but may not be elements of the cone $(\mathcal{M}_C^i)_b$. So, we define \mathcal{M}_C^i to be the *minimal* cone inside Λ_C^i that contains all the elements of $(\mathcal{M}_C^i)_b$, W_C^i and G_C^i , and whose generators satisfy (2.8), (2.9). There is an intersection product on \mathcal{M}_C^i descending from the intersection product on Λ_C^i described above. We will explain the reason for demanding the cone to be minimal in Section 2.8.

Finally, we can write the Mori cone $\mathcal{M}_{\mathfrak{T}}$ of the threefold $\tilde{X}_{\mathfrak{T}}$ as

$$\mathcal{M}_{\mathfrak{T}} = [\oplus_C (\oplus_i \mathcal{M}_C^i)] / \sim \quad (2.14)$$

where \sim means that we identify the curves in different surfaces that are glued to each other, and this also includes self-gluing if any. Note that unlike the Mori cones for surfaces, there is no notion of intersection product on the Mori cone $\mathcal{M}_{\mathfrak{T}}$ for the threefold.

2.6 Unpacking the Calabi Yau: Intersection numbers

However, there are other intersection products that are well defined for threefold $\tilde{X}_{\mathfrak{T}}$. The first one is the triple intersection product $S_C^i \cdot S_D^j \cdot S_E^k$ of three distinct surfaces of S_C^i , S_D^j and S_E^k . This number can be written as an intersection product of gluing curves inside any of the three surfaces. Let ℓ^{ij} in S_C^i and ℓ^{ji} in S_D^j be the sum of gluing curves participating in the gluing of S_C^i and S_D^j ; ℓ^{jk} in S_D^j and ℓ^{kj} in S_E^k be the sum of all the gluing curves participating in the gluing of S_D^j and S_E^k , and ℓ^{ki} in S_E^k and ℓ^{ik} in S_C^i be the sum of all the gluing curves participating in the gluing of S_E^k and S_C^i . Then,

$$S_C^i \cdot S_D^j \cdot S_E^k = (\ell^{ij} \cdot \ell^{ik})|_{S_C^i} = (\ell^{ji} \cdot \ell^{jk})|_{S_D^j} = (\ell^{ki} \cdot \ell^{kj})|_{S_E^k} \quad (2.15)$$

If only two of the surfaces in a triple intersection product are distinct, that is if we are computing $S_C^i \cdot S_C^i \cdot S_D^j$, then it can be written as

$$S_C^i \cdot S_C^i \cdot S_D^j = (\ell^{ji} \cdot \ell^{ji})|_{S_D^j} = (K_C^i \cdot \ell^{ij})|_{S_C^i} \quad (2.16)$$

where $K_C^i = K_C^i$ denotes the canonical divisor of S_C^i if there are no self-gluing. If there are self-gluing, it means that we have some curves g_μ and h_μ for $\mu = 1, \dots, N$ in S_C^i such that g_μ is glued to h_μ for all μ . In such a situation, these curves involved in the self-gluing contribute to K_C^i and we have

$$K_C^i = K_C^i + \sum_{\mu=1}^N (g_\mu + h_\mu) \quad (2.17)$$

If all the three surfaces are same, then

$$S_C^i \cdot S_C^i \cdot S_C^i = (K_C^i \cdot K_C^i)|_{S_C^i} \quad (2.18)$$

Thus, all the triple intersections of S_C^i can be recovered from the intersection products on \mathcal{M}_C^i .

Another intersection product that is defined for $\tilde{X}_{\mathfrak{T}}$ is the intersection of a surface S_C^i with that of a curve ℓ in $\mathcal{M}_{\mathfrak{T}}$. If ℓ lives inside \mathcal{M}_C^i , then

$$\ell \cdot S_C^i = (\ell \cdot K_C^i)|_{S_C^i} \quad (2.19)$$

If ℓ lives inside some other surface S_D^j then

$$\ell \cdot S_C^i = (\ell \cdot \ell^{ji})|_{S_D^j} \quad (2.20)$$

where ℓ^{ji} in S_D^j is the sum of gluing curves participating in the gluing between S_C^i and S_D^j . Thus, all the intersections between compact holomorphic surfaces and curves can also be recovered from the intersection products on \mathcal{M}_C^i . This completes our argument that the data about $S_{\mathfrak{T}}$ plus the gluing rules provided in this paper fully capture the data (listed at the end of Section 2.2) of the Coulomb branch of the 5d KK theory originating from the compactification of M-theory on $\tilde{X}_{\mathfrak{T}}$.

2.7 RG flows via flops and blowdowns

As discussed in Section 1, to classify 5d SCFTs we have to determine all the RG flows of all the 5d KK theories which preserve the rank of the Coulomb branch. We now show how these RG flows can be implemented in our formalism in terms of blowdowns of rational curves of self-intersection -1 in S_C^i . We will refer to rational curves of self-intersection -1 as “ -1 curves” in what follows.

Let ℓ be a -1 curve in S_C^i . Blowing down ℓ induces a map $\Lambda_C^i \rightarrow \Lambda_C^i$ under which any other curve ℓ' transforms as

$$\ell' \rightarrow \ell' + (\ell' \cdot \ell)\ell \quad (2.21)$$

Consistency of this map with complex structure requires that holomorphic curves be sent to holomorphic curves and non-holomorphic curves be sent to non-holomorphic curves. This requirement implies that ℓ must be a generator of \mathcal{M}_C^i . Because, if it is not, then it can be written as

$$\ell = (\ell - \ell') + \ell' \quad (2.22)$$

where ℓ' and $\ell - \ell'$ are holomorphic. We see that if we blow down ℓ then

$$\ell' \rightarrow \ell' + (\ell' \cdot \ell)\ell \quad (2.23)$$

$$\ell' - \ell \rightarrow \ell' - \ell + (\ell' \cdot \ell)\ell - (\ell \cdot \ell)\ell = \ell' + (\ell' \cdot \ell)\ell \quad (2.24)$$

that is, both ℓ' and $\ell' - \ell$ are transformed to the same curve. Since ℓ' is holomorphic and $\ell' - \ell$ is non-holomorphic, this implies that the resulting curve $\ell' + (\ell' \cdot \ell)\ell$ is both holomorphic and non-holomorphic, which is a contradiction.

So, the relevant objects for the study of RG flows are -1 curves that are generators of \mathcal{M}_C^i for some i, C . As first explained in Section 5 of [2], we can divide the subsequent analysis into three cases which we expound:

- First assume that the curve ℓ in S_C^i being blown down has zero intersection with all the gluing curves in S_C^i . Then we can simply do the blowdown. This replaces S_C^i with the blowdown surface S_C^i while all the other surfaces remain the same. The Mori cone \mathcal{M}_C^i transforms to the Mori cone \mathcal{M}_C^i according to (2.21). This gives us a new Calabi-Yau threefold $\tilde{X}'_{\mathfrak{T}}$.
- Next assume that ℓ only has non-positive intersections with the gluing curves in S_C^i . In other words, the gluing curve for some of the gluings is ℓ itself, and ℓ does not intersect any other gluing curve. Say ℓ is glued to curves ℓ_p in surfaces $S_{C_p}^{i_p}$ for $p = 1, \dots, k$. By (2.4), ℓ_p is then a -1 curve in $S_{C_p}^{i_p}$. As we blow down ℓ in S_C^i , we must simultaneously blow down ℓ_p in $S_{C_p}^{i_p}$ leading to a simultaneous blowdown $S_C^i \rightarrow S_C^i, S_{C_p}^{i_p} \rightarrow S_{C_p}^{i_p}$. The gluings $\ell \sim \ell_p$ are simply thrown out. The removal of these gluings might cause the set of holomorphic compact surfaces to split into multiple subsets such that only the surfaces in a single subset are glued to each other, and none of the surfaces in one subset is glued to any of the surfaces in another subset. This means that at the endpoint of RG flow we obtain multiple decoupled lower rank SCFTs. So such RG flows can be discarded. The other possibility is that there are enough gluings among S_C^i that even after the removal of gluings $\ell \sim \ell_p$, all the surfaces remain glued to each other. In this situation, the RG flow is rank preserving and hence we have to keep track of such flows.
- Finally, let's assume that ℓ has positive intersections with some of the gluing curves ℓ_α in S_C^i gluing S_C^i to $S_{C_\alpha}^{i_\alpha}$ for $\alpha = 1, \dots, \mu$, and that ℓ is glued to ℓ_p in $S_{C_p}^{i_p}$ for $p = 1, \dots, k$. Let us denote the curve in $S_{C_\alpha}^{i_\alpha}$ that is glued to ℓ_α as ℓ^α . Since ℓ intersects ℓ_α , we have a non-trivial triple intersection of $S_C^i, S_{C_\alpha}^{i_\alpha}$ and $S_{C_p}^{i_p}$ for all values of α, p . The triple intersection, in particular, requires that $S_{C_\alpha}^{i_\alpha}$ must be

glued to $S_{C_p}^{i_p}$. Let's call the corresponding gluing curve as $\ell_{\alpha p}$ in $S_{C_\alpha}^{i_\alpha}$ and $\ell_{p\alpha}$ in $S_{C_p}^{i_p}$. The consistency of triple intersection requires that

$$\ell \cdot \ell_\alpha = \ell_p \cdot \ell^\alpha = S_{C_\alpha}^{i_\alpha} \cdot S_C^i \cdot S_{C_p}^{i_p} = n_\alpha \quad (2.25)$$

which does not depend on p .

If we now do a simultaneous blowdown $\ell \sim \ell_p$, we change the self-intersections of ℓ_α and $\ell_{p\alpha}$ to $\ell_\alpha^2 + n_\alpha^2$ and $\ell_{p\alpha}^2 + n_\alpha^2$ respectively, thus violating the Calabi-Yau condition (2.4) for the gluing between S_C^i and $S_{C_\alpha}^{i_\alpha}$, and the gluing between $S_{C_p}^{i_p}$ and $S_{C_\alpha}^{i_\alpha}$. To rectify this, we can do a blow-up inside each $S_{C_\alpha}^{i_\alpha}$ which hits ℓ^α and $\ell_{\alpha p}$ at n_α number of points. This changes the self-intersections of ℓ^α and $\ell_{\alpha p}$ to $(\ell^\alpha)^2 - n_\alpha^2$ and $\ell_{\alpha p}^2 - n_\alpha^2$ respectively, thus restoring back the Calabi-Yau condition.

Under the combined process of blowdown and blowup, S_C^i , $S_{C_p}^{i_p}$ are sent to S_C^i , $S_{C_p}^{i_p}$, and $S_{C_\alpha}^{i_\alpha}$ are sent to $(S_{C_\alpha}^{i_\alpha})^1$ which is $S_{C_\alpha}^{i_\alpha}$ blown up at one point such that $\ell^\alpha - n_\alpha x$ and $\ell_{\alpha p} - n_\alpha x$ (where x is the exceptional divisor created by the blowup) must exist but otherwise the blowup is generic. We have already discussed above how to figure out the Mori cone of the surface in the presence of these kind of non-generic blowups. Using those ideas, we can compute the Mori cone $\mathcal{M}_{C_\alpha}^{i_\alpha}$ for $(S_{C_\alpha}^{i_\alpha})^1$.

This combined process of blowdown and subsequent blowup is referred to as a *flop*. Two Calabi-Yaus related by a flop describe different chambers of the Coulomb branch of the same $5d$ theory. Thus, the above flop is not an example of RG flow. Instead, the flop transforms $\tilde{X}_{\mathfrak{T}}$ to a different Calabi-Yau which we denote as $\tilde{X}_{\mathfrak{T}}^\ell$. $\tilde{X}_{\mathfrak{T}}^\ell$ describes a different chamber of the Coulomb branch of the same $5d$ KK theory \mathfrak{T}_{KK} associated to the $6d$ SCFT \mathfrak{T} . However, $\tilde{X}_{\mathfrak{T}}^\ell$ will have its own set of -1 curves that could be blown down leading to $5d$ SCFTs that, in general, cannot be obtained via a blowdown of $\tilde{X}_{\mathfrak{T}}$.

Note that above we studied a single blowdown or a single flop starting from $\tilde{X}_{\mathfrak{T}}$. But we can continue this process in exactly the same way as above and perform a sequence of flops and blowdowns. In this way, we generate the full list of $5d$ SCFTs that arise from rank preserving RG flows of \mathfrak{T}_{KK} .

2.8 Decoupled states

In this section, we fix a loose end from Section 2.5. There we demanded that the Mori cone \mathcal{M}_C^i of each surface S_C^i be the minimal cone satisfying certain requirements that we discussed there. One of these requirements was that curves displayed in (2.12) and

(2.13) must be a part of the Mori cone. As a consequence all the *possible* curves that have self-intersection greater than or equal to -1 must be in \mathcal{M}_C^i . Of course, there still are other curves of self-intersection ≥ -1 in Λ_C^i but not in \mathcal{M}_C^i , that is those that are not of the form displayed in (2.12) and (2.13). However, the blow-downs of such curves are non-holomorphic, and hence they cannot be a part of \mathcal{M}_C^i .

Now consider a non-minimal cone $\tilde{\mathcal{M}}_C^i$ satisfying all the consistency requirements detailed in Section 2.5. It is going to have some extra curves compared to the minimal cone \mathcal{M}_C^i . As we have seen above, these extra curves must have self-intersection ≤ -2 . The addition of these extra curves can only reduce the number of generators that are -1 curves, and hence we must choose the minimal cone \mathcal{M}_C^i if we want to be able to access the full spectrum of RG flows.

We can complement the above argument by noticing that by definition \mathcal{M}_C^i embeds inside $\tilde{\mathcal{M}}_C^i$. Let us call the KK theory obtained by choosing $\tilde{\mathcal{M}}_C^i$ to be the Mori cone as $\tilde{\mathfrak{T}}_{KK}$. The set of BPS strings is same for both \mathfrak{T}_{KK} and $\tilde{\mathfrak{T}}_{KK}$. But the set of BPS particles for \mathfrak{T}_{KK} embeds into the set of BPS particles of $\tilde{\mathfrak{T}}_{KK}$. This suggests that the whole theory \mathfrak{T}_{KK} embeds into the theory $\tilde{\mathfrak{T}}_{KK}$. We interpret this to mean that $\tilde{\mathfrak{T}}_{KK}$ is the same as \mathfrak{T}_{KK} but carries some extra states that can be decoupled at those loci in the Coulomb branch where these states become massless. We identify these “decoupled states” as the extra elements in $\tilde{\mathcal{M}}_C^i$ as compared to \mathcal{M}_C^i . These extra states are certainly not decoupled from the point of view of a generic point on the Coulomb branch, as can be seen for instance by noticing that they have a nontrivial Dirac pairing with the BPS string arising from S_C^i . We are only claiming that it is possible to decouple these extra states when they are massless.

A well-known example of decoupled states is given by the threefold with a single surface \mathbb{F}_2 . This is claimed to construct the same $5d$ SCFT as constructed by the threefold containing the single surface \mathbb{F}_0 . It has been demonstrated by computations of Nekrasov partition functions that \mathbb{F}_2 contains extra decoupled states as compared to \mathbb{F}_0 . See, for instance, [15] and references therein. In this case, it can be easily seen that the Mori cone of \mathbb{F}_0 embeds into the Mori cone of \mathbb{F}_2 via $e \rightarrow e + f$ and $f \rightarrow f$. Note that this map preserves intersection numbers in the surface.

Thus we propose that the correct Mori cone describing Coulomb branch of the $5d$ SCFT without any decoupled states is actually the minimal cone \mathcal{M}_C^i . Notice that this explanation fits neatly with the above mentioned fact that $\tilde{\mathcal{M}}_C^i$ allows for fewer RG flows as compared to \mathcal{M}_C^i . The reason is that the extra decoupled states might not have a consistent coupling to the Coulomb branch of the theory obtained after the RG flow. This manifests itself in the fact that the -1 curve responsible for the RG flow becomes a non-generator element in $\tilde{\mathcal{M}}_C^i$.

2.9 Formal gauge algebra

For $6d$ SCFTs whose gauge algebras have low enough rank, it is often possible to find multiple F-theory configurations leading to the same $6d$ SCFT in the infrared. For example, fibers of types II, III and IV typically give rise to such extra constructions where they appear as the more singular versions of fibers of types I_1 , I_2 and I_3 . We conjecture that, in these cases, $\tilde{X}_{\mathfrak{T}}$ arising from constructions involving more singular fibers have extra decoupled states² compared to $\tilde{X}_{\mathfrak{T}}$ arising from the configuration involving the less singular fibers. So in such cases we do not need to understand the collection of surfaces S_C corresponding to fibers of types II, III and IV. We can replace S_C by the collection of surfaces corresponding to fibers of types I_1 , I_2 and I_3 .

Now, there do exist a handful of $6d$ SCFTs that can only be constructed if we use fibers of types II, III and IV, and don't admit a construction involving the less singular fibers of types I_1 , I_2 and I_3 . However, if we play the same game as above and assign the collection of surfaces corresponding to the less singular fiber types, then we find that these collections of surfaces can be glued together without any inconsistency! Let us provide an example to make things clearer. Consider the following F-theory configuration

$$\begin{array}{c}
 \begin{array}{|c|} \hline I_1 \\ \hline -2 \\ \hline \end{array} \\
 \begin{array}{|c|c|c|} \hline I_1 & I_2 & I_3^s \\ \hline -2 & -2 & -2 \\ \hline \end{array}
 \end{array} \tag{2.26}$$

where each circle represents a \mathbb{P}^1 in B and the different \mathbb{P}^1 intersect transversely in the pattern shown above. We have also shown the self-intersection of each \mathbb{P}^1 in B and the Kodaira-Tate fiber type over it. The above F-theory configuration is not consistent. However, the following more singular version

$$\begin{array}{c}
 \begin{array}{|c|} \hline II \\ \hline -2 \\ \hline \end{array} \\
 \begin{array}{|c|c|c|} \hline II & IV^{ns} & IV^s \\ \hline -2 & -2 & -2 \\ \hline \end{array}
 \end{array} \tag{2.27}$$

of the theory is consistent. We find that if were to ignore the fact that the configuration (2.26) is not allowed and try to glue the collections of surfaces corresponding to each

²The exact sense in which these states are decoupled is explained in Section 2.8.

curve in (2.26), then we can do so consistently. We interpret the existence of consistent gluings to mean that even though the collections of surfaces corresponding to configuration (2.26) form a Calabi-Yau threefold, for some subtle reason the threefold doesn't admit an elliptic fibration structure until we add some decoupled states to reach the Calabi-Yau formed by collections of surfaces corresponding to (2.27). We would like to note that this phenomenon is specific to low rank gauge algebras only and for slightly higher rank versions of (2.26), the corresponding collections of surfaces do not admit consistent gluings. For example, the following F-theory configuration

$$\begin{array}{c}
 \textcircled{\begin{array}{c} I_2 \\ -2 \end{array}} \\
 \textcircled{\begin{array}{c} I_2 \\ -2 \end{array}} \quad \textcircled{\begin{array}{c} I_4^s \\ -2 \end{array}} \quad \textcircled{\begin{array}{c} I_5^s \\ -2 \end{array}}
 \end{array} \tag{2.28}$$

is not consistent for a reason that is similar to the reason due to which the configuration (2.26) is inconsistent. However, unlike (2.26), the theory corresponding to (2.28) does not admit a more singular construction. Correspondingly, we find that there are no consistent gluings for the collections of surfaces in (2.28).

In general, given a consistent F-theory configuration $X_{\mathfrak{T}}$ constructing a 6d SCFT \mathfrak{T} , we propose to perform the following replacements:

- IV^s on $C^2 = -1, -2 \longrightarrow I_3^s$ on $C^2 = -1, -2$ respectively.
- IV^{ns} on $C^2 = -1, -2 \longrightarrow I_2$ on $C^2 = -1, -2$ respectively.
- III on $C^2 = -1, -2 \longrightarrow I_2$ on $C^2 = -1, -2$ respectively.
- II on $C^2 = -2 \longrightarrow I_1$ on $C^2 = -2$.
- I_1, II on $C^2 = -1 \longrightarrow I_0$ on $C^2 = -1$.
- I_{2n+1}^{ns} on $C^2 = -1 \longrightarrow I_{2n}^{ns}$ on $C^2 = -1$ for $n \geq 2$.
- I_3^{ns} on $C^2 = -1 \longrightarrow I_2$ on $C^2 = -1$.
- I_0 on $C^2 = -2 \longrightarrow I_1$ on $C^2 = -2$.

We claim that all of these replacements except the last one remove decoupled states, and hence maximize the available RG flows. See Section 2.8. The last replacement does not remove any states but we claim that it maximizes RG flows based on the following observation.

Fiber type	$C^2 = -k$	Formal gauge algebra	Matter content
$I_n^s, n \geq 3$	$k = 1, 2$	$\mathfrak{su}(n)$	$kn + 16 - 8k$ hypers in fundamental $2 - k$ hypers in antisymmetric
I_6^s , tuned	$k = 1$	$\mathfrak{su}(\tilde{6})$	15 hypers in fundamental $\frac{1}{2}$ -hyper in 3-index antisymmetric
IV^s	$1 \leq k \leq 3$	$\mathfrak{su}(3)$	$6(3 - k)$ hypers in fundamental
I_2, III, IV^{ns}	$k = 2$	$\mathfrak{su}(2)$	4 hypers in fundamental
I_0, I_1, II	$k = 2$	$\mathfrak{su}(1)$	No matter
$I_{2n}^{ns}, n \geq 2$ $I_{2n+1}^{ns}, n \geq 1$	$k = 1$	$\mathfrak{sp}(n)$	$2n + 8$ hypers in fundamental
I_2, III, IV^{ns}	$k = 1$	$\mathfrak{sp}(1) = \mathfrak{su}(2)$	10 hypers in fundamental
I_0, I_1, II	$k = 1$	$\mathfrak{sp}(0)$	No matter
$I_{r-4}^{*s}, r \geq 4$	$k = 4$	$\mathfrak{so}(2r)$	$2r - 8$ hypers in vector
$I_{r-3}^{*ns}, r \geq 4$	$k = 4$	$\mathfrak{so}(2r + 1)$	$2r - 7$ hypers in vector
I_2^{*s}	$1 \leq k \leq 3$	$\mathfrak{so}(12)$	$8 - k$ hypers in vector $4 - k$ half-hypers in Weyl spinor
I_1^{*s}	$1 \leq k \leq 3$	$\mathfrak{so}(10)$	$6 - k$ hypers in vector $4 - k$ hypers in Weyl spinor
I_2^{*ns}	$1 \leq k \leq 3$	$\mathfrak{so}(11)$	$7 - k$ hypers in vector $4 - k$ half-hypers in spinor
I_0^{*s}	$1 \leq k \leq 3$	$\mathfrak{so}(8)$	$4 - k$ hypers in vector $4 - k$ half-hypers in spinor $4 - k$ hypers in cospinor
I_1^{*ns}	$1 \leq k \leq 3$	$\mathfrak{so}(9)$	$5 - k$ hypers in vector $4 - k$ hypers in spinor
I_0^{*ss}	$1 \leq k \leq 3$	$\mathfrak{so}(7)$	$3 - k$ hypers in vector $2(4 - k)$ hypers in spinor
I_0^{*ns}	$1 \leq k \leq 3$	\mathfrak{g}_2	$10 - 3k$ hypers in 7-dimensional irrep
IV^{*s}	$1 \leq k \leq 6$	\mathfrak{e}_6	$6 - k$ hypers in 27-dimensional irrep
IV^{*ns}	$1 \leq k \leq 5$	\mathfrak{f}_4	$5 - k$ hypers in 26-dimensional irrep
III^*	$1 \leq k \leq 8$	\mathfrak{e}_7	$8 - k$ hypers in 56-dimensional irrep
II^*	$k = 12$	\mathfrak{e}_8	No matter

Table 1. We assign a formal gauge algebra to each Kodaira-Tate fiber type. A tuned version of I_6^s on $C^2 = -1$ is shown separately and is assigned a formal gauge algebra of its own as it leads to different matter content from a generic I_6^s on $C^2 = -1$.

Consider KK theories corresponding to $(2, 0)$ SCFTs in $6d$. These theories admit an *ADE* classification. The KK theory corresponding to type \mathfrak{g} $(2, 0)$ SCFT is $5d$ $\mathcal{N} = 2$ SYM with a simply laced simple gauge algebra \mathfrak{g} , which can be viewed as an $\mathcal{N} = 1$ gauge theory with gauge algebra \mathfrak{g} and an adjoint hyper. Turning on the mass of the adjoint hyper, we obtain an RG flow to pure $\mathcal{N} = 1$ gauge theory with gauge algebra \mathfrak{g} .

The F-theory construction of $(2, 0)$ SCFT of type \mathfrak{g} involves rational curves of self-intersection -2 in B carrying I_0 fibers intersecting in the pattern of the finite Dynkin diagram of type \mathfrak{g} . Each I_0 on -2 leads to a $\mathbb{P}^1 \times T^2$ which does not have any -1 curves and this would incorrectly suggest that there are no RG flows. To see the above mentioned RG flow triggered by adjoint mass, we should use the surface associated to I_1 fiber over each -2 instead of $\mathbb{P}^1 \times T^2$. We will see in Section 5 that the surfaces corresponding I_1 can be glued together consistently for each choice of \mathfrak{g} . However, if \mathfrak{g} is of *DE* type, then the resulting collection of surfaces does not admit an elliptic fibration and hence cannot be used as a consistent F-theory background. So, to see the RG flow, we must use a collection of surfaces which seems inconsistent from the point of view of F-theory.

To account for the above replacements, we associate a *formal gauge algebra* to each Kodaira-Tate fiber type. If the fiber type leads to a $6d$ gauge algebra, then the formal gauge algebra coincides with the $6d$ gauge algebra, except for $\mathfrak{su}(6)$ which has two formal versions $\mathfrak{su}(6)$ and $\mathfrak{su}(\tilde{6})$. If the fiber type does not lead to any gauge algebra in $6d$, we associate to it a purely formal gauge algebra which is either $\mathfrak{su}(1)$ or $\mathfrak{sp}(0)$, corresponding respectively to tensor branches of A_1 $(2, 0)$ SCFT and E-string theory. For the fiber types I_0 , I_1 , I_2 , III and IV^{ns} , we also have to specify the self-intersection of the curve in the base to completely specify the formal gauge algebra. We collect our assignment of formal gauge algebras in Table 1. We take this opportunity to also list, in the context of $6d$ SCFTs, all the possible self-intersections of the curve C in the base over which a specific fiber type can be realized, and the matter content appearing for a given choice of fiber type and self-intersection.

2.10 Algorithm for building $\tilde{X}_{\mathfrak{T}}$

We close this section by describing the algorithm which, using the results in this paper, produces the data listed at the end of Section 2.2 for $\tilde{X}_{\mathfrak{T}}$ starting from the input an F-theory configuration $X_{\mathfrak{T}}$ constructing the $6d$ SCFT \mathfrak{T} :

1. The input provides intersection pattern of rational curves in the base B , the self-intersections of all rational curves in B , and the Kodaira-Tate type of singularity over each rational curve.

2. To each Kodaira-Tate type of singularity, we associate a formal gauge algebra using Table 1.
3. To the data of each formal gauge algebra along with the self-intersection of the corresponding rational curve, we associate a graph specified in Section 4
4. To each transverse intersection of two rational curves, we glue the corresponding graphs using the gluing rules described in Section 5. We note that the gluing rules only depend on the formal gauge algebra and do not depend on the self-intersection.
5. Now using the proposals of Sections 2.5 and 2.6, we can convert this graph into the desired output.

3 Computational techniques

Our main computations can be categorized into two categories: computation of the triple intersection numbers between surfaces S_C^i and computation of the degrees of the surfaces S_C^i whenever they are Hirzebruch surfaces. We review our methods of computation and some mathematical background in this section.

3.1 Tate form of the Weierstrass model

We work with the Tate form [16, 17] of the Weierstrass equation which can be written as

$$W_0 = y^2z + a_1xyz + a_3yz^2 - (x^3 + a_2x^2z + a_4xz^2 + a_6z^3) = 0 \quad (3.1)$$

where again $[x : y : z]$ are homogeneous coordinates defining a \mathbb{P}^2 . z is a function on B and x, y, a_n are sections of $-2K_B, -3K_B, -nK_B$ respectively where K_B is the canonical line bundle on B . f and g can be written as

$$f = -\frac{1}{3} \left(\frac{a_1^2}{4} + a_2 \right)^2 + \frac{a_1a_3}{2} + a_4 \quad (3.2)$$

$$g = \frac{2}{27} \left(\frac{a_1^2}{4} + a_2 \right)^3 + \frac{a_3^2}{4} - \frac{1}{3} \left(\frac{a_1^2}{4} + a_2 \right) \left(\frac{a_1a_3}{2} + a_4 \right) + a_6 \quad (3.3)$$

and Δ can be computed using (2.2). The minimal orders of vanishing of a_n for each Kodaira-Tate singularity type can be found in Table 2 of [17].

We can think of $W_0 = 0$ as cutting out a Calabi-yau threefold X_0 inside a rank two projective bundle Y_0 defined by $[x : y : z]$ over B . In the context of this paper, the

reader should think of $X_0 = X_{\mathfrak{T}}$. Consider a compact holomorphic curve C defined by a local coordinate $e_0 = 0$ in B over which the orders of vanishing of a_n are q_n . Then we can write W_0 as

$$W_0 = y^2 z + a_{1,q_1} e_0^{q_1} x y z + a_{3,q_3} e_0^{q_3} y z^2 - (x^3 + a_{2,q_2} e_0^{q_2} x^2 z + a_{4,q_4} e_0^{q_4} x z^2 + a_{6,q_6} e_0^{q_6} z^3) = 0 \quad (3.4)$$

where $a_n = e_0^{q_n} a_{n,q_n}$.

X_0 is singular at $e_0 = 0$ if the elliptic fiber over C is not of type I_0 , I_1 or II . We can verify this by noticing that the system of equations

$$W_0|_{e_0=0} = (\partial_x W_0)|_{e_0=0} = (\partial_y W_0)|_{e_0=0} = (\partial_{e_0} W_0)|_{e_0=0} = 0 \quad (3.5)$$

which locates a singularity along $e_0 = 0$ admits $x = y = 0$ as a solution whenever $q_3 \geq 1$, $q_4 \geq 1$ and $q_6 \geq 2$, which precisely happens whenever the Kodaira-Tate fiber type is not equal to I_0 , I_1 or II . To resolve the singularity, we need to perform blowups.

3.2 Blowups and resolution

describe some general facts about blowups. Suppose the equation $W(y_i) = 0$ describes a singular projective variety $X \subset Y$ realized as a hypersurface of an ambient projective space Y with homogeneous coordinates y_i . Furthermore, suppose that the singular locus of X is a subset of the complete intersection $g_1(y_i) = g_2(y_i) = \cdots = g_n = 0$, where $g_i(y_j)$ are homogeneous polynomials in y_j . We would like to (partially) resolve the singular locus of X by blowing up the locus $g_1 = g_2 = \cdots = g_n = 0$; we call this locus the *center* of the blowup and n as the *length* of the blowup center. A blowup can thus be described in terms of its center (g_1, g_2, \dots, g_n) , and a section e whose zero locus $e = 0$ is the exceptional divisor E of the blowup. We adopt the following succinct notation:

$$(g_1, g_2, \dots | e), \quad (3.6)$$

which means we make the substitution

$$g_1 = e g'_1, \quad g_2 = e g'_2, \quad \dots \quad (3.7)$$

and introduce a new ambient projective space $Y' \rightarrow Y$ in which the locus $g_1 = g_2 = \cdots = 0$ of the original projective bundle Y has been replaced by a projective space $[g'_1 : g'_2 : \cdots]$ located at $e = 0$ in Y' . Note that unlike g_i , g'_i are merely variables defining homogeneous coordinates and not polynomials in the coordinates y_j of the ambient space Y . In practice we abuse notation and simply use the symbol g_i to refer to g'_i . g'_i can be thought of as proper transforms of g_i after the blowup.

Substituting (3.7) into W , we can write it as

$$W = e^p W'(y_i) \quad (3.8)$$

where we have dropped primes on the coordinates and p is some number such that e does not divide W' . Then we replace X by the hypersurface X' defined by $W' = 0$ in Y' . X' can be thought of as the proper transform of X under the blowup. This procedure defines a map of hypersurfaces $X' \rightarrow X$ where $X' \subset Y'$ is said to be the blowup of X along the center $g_1 = g_2 = \dots = W = 0$ (note that center must intersect X).

In order to obtain a smooth elliptic fibration starting from X_0 , we identify a sequence of blowups which do not change the canonical class of the threefold,

$$X_r \xrightarrow{f_r} X_{r-1} \xrightarrow{f_{r-1}} \dots \xrightarrow{f_2} X_1 \xrightarrow{f_1} X_0, \quad (3.9)$$

such that for some choice of positive $r < \infty$ the elliptic fibration $X_r \rightarrow B$ is smooth. Then $X_r = \tilde{X}_{\mathfrak{T}}$. Let n_i be the length of blowup center and e_i be the resulting exceptional divisor at the step $X_i \rightarrow X_{i-1}$. The proper transform $W_{i-1} = 0$ is defined by

$$W_{i-1} = e_i^{p_i} W_i \quad (3.10)$$

where e_i does not divide W_i . To satisfy the *Calabi-Yau condition* we must require that

$$p_i = n_i - 1 \quad (3.11)$$

Example: I_2 model. Let us illustrate the above discussion with a simple example, namely a singular elliptically fibered threefold characterized by a type I_2 Kodaira fiber over a curve $C \subset B$ with $(C^2)_B = -k$. This geometry X_0 , which we call the ' I_2 model', can be realized explicitly by the following Weierstrass equation:

$$W_0 = y^2 z + a_1 x y z + a_{3,1} e_0 y z^2 - (x^3 + a_{2,1} e_0 x^2 z + a_{4,1} e_0 x z^2 + a_{6,2} e_0^2 z^3) = 0. \quad (3.12)$$

The above equation cuts out a hypersurface in the ambient 4-fold $Y_0 \rightarrow B$ whose fibers have homogeneous coordinates $[x : y : z]$. By looking for solutions to the equations $W_0 = \partial_x W_0 = \partial_y W_0 = \partial_{e_0} W_0 = 0$, one can easily show that the singular locus of X_0 is

$$e_0 = x = y = 0. \quad (3.13)$$

We resolve X_0 by blowing up Y_0 along the above singular locus, which implies we make the substitution

$$(x, y, e_0 | e_1) : x = e_1 x_1, \quad y = e_1 y_1, \quad e_0 = e_1 e_{0,1}. \quad (3.14)$$

The new ambient space $Y_1 \rightarrow B$ has fibers with homogeneous coordinates $[e_1x_1 : e_1y_1 : z][x_1 : y_1 : e_{0,1}]$. The total transform of X_0 under the blowup is described by the following equation:

$$e_1^2 W_1 = 0 \quad (3.15)$$

where the zero locus of the section

$$\begin{aligned} W_1 = & y_1^2 z + a_1 x_1 y_1 z + a_{3,1} e_{0,1} y_1 z^2 \\ & - (e_1 x_1^3 + a_{2,1} e_{0,1} e_1 x_1^2 z + a_{4,1} e_{0,1} x_1 z^2 + a_{6,2} e_{0,1}^2 z^3) \end{aligned} \quad (3.16)$$

describes the proper transform X_1 . By showing that the equations $W_1 = \partial_{x_1} W_1 = \partial_{y_1} W_1 = \partial_{e_{0,1}} W_1 = \partial_{e_1} W_1 = 0$ have no solution, one can easily verify that X_1 is smooth, and hence $X_1 \rightarrow X_0$ is a resolution.

3.3 Components of elliptic fiber

After the resolution, the elliptic fiber f_C over any curve C in B splits into irreducible components f_C^i as

$$f_C = \sum_i n_i f_C^i \quad (3.17)$$

The equations describing f_C^i can be obtained by studying the *arithmetically irreducible* components of $e_i = W_r = 0$ where e_i are the proper transforms after all the blowups have been done. Arithmetically irreducible means that while factoring the equation, we remember that all the coefficients are sections over C . In particular, it may happen that the equation factorizes if we treat the coefficients as numbers but does not if we treat them as sections. The components obtained by treating them as numbers are called *geometrically irreducible* but only a collection of the geometrically irreducible components are arithmetically irreducible. Stated differently, over a point on C , the fiber degenerates into geometrically irreducible components; but as we move over C , there can be monodromies sending a geometrically irreducible component to another, and then the collection of geometrically irreducible components invariant under the monodromies is known as an arithmetically irreducible component. It is the arithmetically irreducible components that become fibers f_C^i of the irreducible divisors S_C^i .

We illustrate for the I_2 model below in which case $e_i = W_r = 0$ turn out to be arithmetically irreducible, but in a general case $e_i = W_r = 0$ split into some number of arithmetically irreducible components and each component defines a fiber f_C^i . The singular fiber f of the resolved I_2 model $X_1 \rightarrow B$ splits into the following irreducible components:

$$f = f^0 + f^1, \quad (3.18)$$

where we have

$$\begin{aligned} f^0 : e_{0,1} = W_1 = 0 &\implies a_1 x_1 y_1 z - e_1 x_1^3 + y_1^2 z = 0 \\ f^1 : e_1 = W_1 = 0 &\implies -e_{0,1}^2 z^2 a_{6,2} - e_{0,1} x_1 z a_{4,1} + e_{0,1} y_1 z a_{3,1} + a_1 x_1 y_1 + y_1^2 = 0. \end{aligned} \quad (3.19)$$

The two irreducible components f^0, f^1 intersect in two distinct points:

$$f^0 \cap f^1 : e_{0,1} = e_1 = y_1(y_1 + x_1 a_1) = 0 \subset [0 : 0 : z][x_1 : y_1 : 0], \quad (3.20)$$

as is illustrated by the following affine Dynkin diagram:

$$\begin{array}{cc} f^0 & f^1 \\ \bullet & \text{---} \bullet \end{array} \quad (3.21)$$

Observe that the above Dynkin diagram is the affine A_1 Dynkin diagram associated to the Lie algebra $\mathfrak{su}(2)$.

As the irreducible components f_C^i move over C , they sweep out complex surfaces in the threefold X_r . Thus the fibral divisors define a natural basis of divisors in X_r which have the structure of \mathbb{P}^1 bundles $S_C^i \rightarrow C$. In terms of the projection $\varphi : X_r \rightarrow B$, these divisors are the irreducible components of the pullback

$$\varphi^* C = \sum_{i=0}^r m_i S_C^i. \quad (3.22)$$

Once we have explicitly computed a resolution $X_r \rightarrow X_0$ of the singular threefold X_0 , we can describe X_r as local neighborhood of a collection of transversely intersecting surfaces $\cup_{i,C} S_C^i$ by computing the triple intersection numbers $(S_C^i \cdot S_D^j \cdot S_E^k)_{X_r}$ and the degrees n_C^i of S_C^i .

3.4 Computation of triple intersection numbers

$(S_C^i \cdot S_D^j \cdot S_E^k)_{X_r}$ can be computed by pushing it forward to intersection ring of B as outlined in [8]. The first type of pushforward map whose properties we need to understand is the pushforward f_* associated to a blowup $f : Y' \rightarrow Y$. Suppose we blow up Y along the center $g_1 = g_2 = \dots = g_k = 0$, which we assume to be a complete intersection of hypersurfaces $g_i = 0$ meeting transversally in Y . Denote by G_i the classes of the divisors $g_i = 0$, and let E be the class of the exceptional divisor of f . Note that the divisor classes G_i do not depend on E . Then, following from a collection of useful results in intersection theory, we have

$$f_* E^p = (-1)^{k+1} h_{p-k}(G_1, \dots, G_k) \prod_{i=1}^k G_i \quad (3.23)$$

where $h_i(x_1, \dots, x_k)$ is the complete homogeneous symmetric polynomial of degree i with the convention that h_i is identically zero for $i < 0$ and $h_0 = 1$. An equivalent and possibly more practical way of expressing the above fact is as follows:

$$f_* E^p = \sum_{j=1}^k M_j G_j^p, \quad M_j \equiv \prod_{i \neq j} \frac{G_i}{G_i - G_j}. \quad (3.24)$$

Using this formula, computing the pushforward of any formal analytic function $Q(E) = \sum Q_a E^a$ in the intersection ring of Y' is now straightforward:

$$f_* Q(E) = \sum_{j=1}^k M_j Q(G_j). \quad (3.25)$$

Observe that the pushforward eliminates the dependence on the exceptional divisor class E .

The second type of pushforward map we need to understand is the pushforward π_* associated to the projection $\pi : Y_0 \rightarrow B$. Recall that the ambient projective space Y_0 is a rank 2 projective bundle $\mathbb{P}(V) \rightarrow B$ where $V = \mathcal{O} \oplus \mathcal{K}_B^{-2} \oplus \mathcal{K}_B^{-3}$, where \mathcal{K}_B^{-1} is the anticanonical bundle over the base B . Let $-K_B$ be the divisor class associated to the anticanonical bundle. Furthermore, assuming that the \mathbb{P}^2 fibers of Y_0 have homogeneous coordinates $[x : y : z]$, we denote by H the class of a hyperplane \mathbb{P}^1 defined by $ax + by + cz = 0$ in Y_0 .

The pushforward of any formal analytic function of H can be expressed as an analytic function of the class $-K_B$. This fact is a consequence of the properties of a particular type of characteristic class called the Segre class $s(V) \equiv 1/c(V)$ where $c(V) = (1 - 2K_B)(1 - 3K_B)$, where V is the tangent bundle of the rank 2 vector bundle V . By a theorem,

$$\pi_* \left(\frac{1}{1 - H} \right) = s(V) = \frac{1}{c(V)}, \quad c(V) = (1 - 2K_B)(1 - 3K_B). \quad (3.26)$$

Performing a formal power series expansion on the both sides of the above expression and matching terms, one finds

$$\pi_* 1 = 0, \quad \pi_* H = 0, \quad \pi_* H^{p+2} = (-2(-2)^p + 3(-3)^p)(-K_B)^p \quad (3.27)$$

Given a formal power series $Q(H) = \sum Q_a H^a$, by a straightforward computation one can use the above formulas to show that

$$\pi_* Q(H) = -2 \frac{Q(H)}{H^2} \Big|_{H=2K_B} + 3 \frac{Q(H)}{H^2} \Big|_{H=3K_B} + \frac{Q(0)}{6K_B^2}. \quad (3.28)$$

We now possess the necessary tools to compute the pushforward of a triple intersection product in the intersection ring of a resolved elliptically fibered Calabi-Yau threefold $X_r \rightarrow B$ to the intersection ring of B . Since X_r is a hypersurface of the ambient projective bundle Y_r , we work in the intersection ring of Y_r . Let $[W_r]$ denote the class of the divisor $W_r = 0$ in the intersection ring of Y_r . Then, we have³

$$(S_i \cdot S_j \cdot S_k)|_{X_r} = (S_i S_j S_k [W_r])|_{Y_r} = Q_{ijk}(E_l, H, -K_B) \quad (3.29)$$

where by definition

$$E_0 = f^* \circ \pi^* C. \quad (3.30)$$

In words, the above triple intersection product can be expressed as an analytic function Q of the (appropriate pullbacks of the) divisor classes $E_i, H, -K_B$. Using the fact that

$$f = f_1 \cdots \circ f_{r-1} \circ f_r, \quad (3.31)$$

we can use the properties of the pushforward maps π_*, f_{i*} described above to explicitly evaluate the triple intersection:

$$\pi_* \circ f_* Q_{ijk}(E_l, H, -K_B) = \pi_* \circ f_{1*} \circ \cdots \circ f_{r*} Q_{ijk}(E_l, H, -K_B) = Q_{ijk}(C, -K_B)|_B. \quad (3.32)$$

Example: I_2 model. We again return to the I_2 model to illustrate the computation of triple intersection numbers. In this case, there are two fibral divisors S_0, S_1 whose divisor classes in Y_1 are

$$S_0 = E_0 - E_1, \quad S_1 = E_1, \quad (3.33)$$

where we bear in mind $E_0 = f_1^* \circ \pi^* C$. Suppose we would like to compute $(S_0 \cdot S_0 \cdot S_0)_{X_1}$. We write

$$(S_0^3[W_1])|_{Y_1} = (E_0 - E_1)^3(3H - 6K_B - E_1) \quad (3.34)$$

$$\begin{aligned} &= 2E_1^4 + (-6E_0 - 3H + 6K_B)E_1^3 + (6E_0^2 + 9E_0H - 18E_0K_B)E_1^2 \\ &+ (-2E_0^3 - 9E_0^2H + 18E_0^2K_B)E_1 + (-6E_0^3K_B + 3E_0^3H). \end{aligned} \quad (3.35)$$

First, we use the fact that the divisor classes of the generators $g_i = 0$ of the blowup center are

$$G_1 = H - 2K_B, \quad G_2 = H - 3K_B, \quad G_3 = E_0 \quad (3.36)$$

³For notational convenience we suppress the \cdot notation indicating the intersection product.

to compute the pushforward of the above expression to the intersection ring of Y_0 by making the substitution (3.24), leading to:

$$\begin{aligned} f_{1*}(S_0^3[W_1])|_{Y_1} &= E_0 H^3 + (-9E_0 K_B - 4E_0^2) H^2 \\ &\quad + (3E_0^3 + 26E_0 K_B^2 + 20E_0^2 K_B) H \\ &\quad + (-24E_0 K_B^3 - 24E_0^2 K_B^2 - 6E_0^3 K_B). \end{aligned} \quad (3.37)$$

Next, we use (3.28) to compute

$$\pi_* \circ f_{1*}(S_0^3[W_1])|_{Y_1} = -4(C \cdot K_B + C^2)_B. \quad (3.38)$$

Using adjunction, namely $(K \cdot C + C^2)_B = 2g(C) - 2 = -2$, and the fact that $(C^2)_B = -k$, the above expression evaluates to

$$(S_0 \cdot S_0 \cdot S_0)|_{X_1} = \pi_* \circ f_{1*}(S_0^3[W_1])|_{Y_1} = -4(C \cdot K_B + C^2)|_B = 4(2 - k + k) = 8. \quad (3.39)$$

3.5 Computation of degrees

3.5.1 Split case

Let us assume for now that the Kodaira fiber type is split. Since S_C^i is a \mathbb{P}^1 bundle over C , we can write it in terms of a line bundle \mathcal{L}_C^i over C as

$$S_C^i = \mathbb{P}[\mathcal{O} \oplus \mathcal{L}_C^i] \rightarrow C, \quad (3.40)$$

The degree n_C^i of S_C^i can be computed as

$$n_C^i = (L_C^i \cdot C)|_{S_C^i} \quad (3.41)$$

where L_C^i is the divisor class dual to the pull back of line bundle \mathcal{L}_i to S_i . We can use the fact that the intersection product is invariant under the pushforward to the base to write

$$n_C^i = (L_C^i \cdot C)|_B \quad (3.42)$$

where

$$L_C^i = a_C^i K_B + b_C^i C \quad (3.43)$$

for some integers a_C^i, b_C^i is the pushforward of L_C^i . Using the fact that C is a genus zero curve of self-intersection $-k$ in B , we can write the degree of S_C^i as

$$n_C^i = (C \cdot (a_C^i K_B + b_C^i C))|_B = a_C^i(k - 2) - b_C^i k. \quad (3.44)$$

Example: I_2 model. The resolved I_2 model consists of two divisors S^0, S^1 associated to the irreducible components f^0, f^1 of the resolved elliptic fiber $f = f^0 + f^1$. We now illustrate the computation of degree of S^0 . f^0 is defined by

$$e_{0,1} = a_1 x_1 y_1 z - e_1 x_1^3 + y_1^2 z = 0 \subset [e_1 x_1 : e_1 y_1 : z][x_1 : y_1]. \quad (3.45)$$

We work in an affine open set $x \neq 0$ of the ambient space Y_1 . Using the fact that the homogeneous coordinates are invariant under the following scaling,

$$[e_1 x_1 : e_1 y_1 : z][x_1 : y_1] \cong [\lambda_0 e_1 x_1 : \lambda_0 e_1 y_1 : \lambda_0 z][\lambda_1 x_1 : \lambda_1 y_1] \quad (3.46)$$

for $\lambda_i \in \mathbb{C}^\times$ (where above we have made implicit use of the scaling behavior $e_1 \cong \lambda_1^{-1} e_1$), we set $\lambda_0 = 1/z$. Defining $x' = x_1/z, y' = y_1/z$, we solve for e_1 :

$$e_1 = \frac{y'^2}{x'^3} + \frac{a_1 y'}{x'^2} \quad (3.47)$$

and set $\lambda_1 = 1/x'$. Defining $\psi = y'/x'$, we find that F_0 is locally parametrized by

$$[\psi(\psi + a_1) : \psi^2(\psi + a_1) : 1][1 : \psi]. \quad (3.48)$$

There is an obvious regular map (i.e. a projection) of the above algebraic variety onto the following affine variety:

$$(\psi(\psi + a_1), \psi^2(\psi + a_1)) \subset \mathbb{C}^2. \quad (3.49)$$

The above variety is a rational parametrization of a nodal curve by the parameter ψ . In order to determine the divisor class L_0 associated to the line bundle \mathcal{L}_0 of which ψ is a section, we simply compute the divisor class $[\psi]$ associated to the hyperplane $\psi = 0$, namely

$$L_0 = [\psi] = [x'/y'] = H + 2L - E_1 - (H + 3L - E_1) = -L = K_B. \quad (3.50)$$

Thus in this case we did not have to use the pushforward formulas and find the degree of S^0 to be

$$n = k - 2 \quad (3.51)$$

3.5.2 Non-split case

In the non-split case, the divisor S_C^i can be regarded as an s_C^i -cover of a \mathbb{P}^1 bundle over C ramified over a finite number of points where a subset of the distinct \mathbb{P}^1 fibers collapse into a higher multiplicity \mathbb{P}^1 . In such cases, we would still like to be able to interpret S_C^i as a ruled surface over a higher genus curve.

Suppose $f : S \rightarrow C$ is a ramified s -cover a ruled surface $p : S' \rightarrow C$. That is, suppose

$$S \xrightarrow{\pi} S' \xrightarrow{p} C. \quad (3.52)$$

The above equation implies that we can find a factorization $f = p \circ \pi$. In practice, when computing degrees, the actual object we study is the \mathbb{P}^1 bundle $p : S' \rightarrow C$. So, we need to understand how to use our understanding of the bundle $S' \rightarrow C$ to say something about the bundle $S \rightarrow C$.

The key to understanding S as a ruled surface is a particular interpretation of the projection f of the fibration as being a different composition of maps than the one described above. This composition is called the *Stein factorization* [11]:

$$S \xrightarrow{f'} C' \xrightarrow{\pi'} C, \quad (3.53)$$

where $\pi' : C' \rightarrow C$ is a degree d map, and we assume that π' is a s -cover of C . There is a theorem which guarantees the existence of a factorization $f = \pi' \circ f'$ under mild assumptions about the nature of the morphism $f : S \rightarrow C$. Thus it ends up being the case that one can use the Stein factorization of the projection f to interpret S as a ruled surface according to the following commutative diagram:

$$\begin{array}{ccc} S & \xrightarrow{\pi} & S' \\ f' \downarrow & \searrow f & \downarrow p \\ C' & \xrightarrow{\pi'} & C \end{array} \quad (3.54)$$

In other words, we are exploiting the fact that

$$f = p \circ \pi = \pi' \circ f'. \quad (3.55)$$

We now describe how to compute the degree of such a surface along with the genus of the curve defining the base of the fibration. Let $\pi : S \rightarrow S'$ be a (possibly branched) s -cover of a ruled surface $p : S' \rightarrow C'$ over a smooth base curve C' of genus g' . We assume that the degree of S' is $-C'^2 = n$. Now let $C = \pi^*C'$ be a (possibly branched) s -cover of C' . Using the properties of the pushforward, we find the self-intersection of C to be

$$C^2|_S = \pi_*(C^2)|_{S'} = sC'^2|_{S'} = -sn. \quad (3.56)$$

Next, we compute the genus of C . Suppose the s -cover $\pi : S \rightarrow S'$ is branched along $2b$ fibers. Denoting by F' the class of a generic fiber of S' and defining $F \subset S$ such that $sF = \pi^*F'$, we find that the canonical class of S is given by

$$K_S = \pi^*K_{S'} + b\pi^*F'. \quad (3.57)$$

Using the fact that $K_{S'} = -2C' + (2g' - 2 - n)F'$, we find

$$K_S = -2\pi^*C' + (2g' - 2 - n)\pi^*F' + b\pi^*F' = -2\pi^*C' + s(2g' - 2 - n + b)F, \quad (3.58)$$

where we assume $(\pi^*C' \cdot F)|_S = 1$. Using adjunction and the fact that $C^2|_S = -sn$ we find that C has genus

$$g(C) = \frac{s}{2}(2g' + b - 2 + \frac{2}{s}). \quad (3.59)$$

The specific case of a double cover (i.e. $s = 2$) covers nearly every example in which we are interested. Setting $s = 2$ and assuming $g' = 0$ we find

$$g(C) = b - 1. \quad (3.60)$$

Hence S is a ruled surface over a smooth curve of genus $b - 1$.

3.6 Computation of the number of blowups

So, in general, f_C^i can be thought of as living in a ruled surface \tilde{S}_C^i over a curve of genus g_C^i and carrying some number b_C^i of blowups on top of it. In practice, in all of the examples, \tilde{S}_C^i arises via self-gluing of a Hirzebruch surface S_C^i , and for the purposes of computing the Mori cone, it is better to work in terms of S_C^i rather than \tilde{S}_C^i . To go from S_C^i to \tilde{S}_C^i , we first perform $2g_C^i$ number of blowups on S_C^i . Let's pair them up as x_μ, y_μ where $\mu = 1, \dots, g_C^i$. Then we self-glue $x_\mu \sim y_\mu$ for each μ . So the number of blowups b_C^i carried by S_C^i equals

$$b_C^i = b_C'^i + 2g_C^i \quad (3.61)$$

The number of blowups can be determined via the triple intersection number $S_C^i \cdot S_C^i \cdot S_C^i$ which according to (2.18) is equal to $(K_C^i \cdot K_C^i)|_{S_C^i}$ where K_C^i is the canonical class of S_C^i modified by the curves used for self-gluing in accordance with (2.17). In our case,

$$K_C^i = (K_C^i)_u + 2 \sum_{\mu} (x_\mu + y_\mu) + \sum_{\alpha} x_\alpha \quad (3.62)$$

where $x_\alpha, \alpha = 1, \dots, b_C^i$ describes the blowups not used for self-gluing. Using the fact that $(K_C^i)_u \cdot (K_C^i)_u = 8$ for all Hirzebruch surfaces, we can compute that

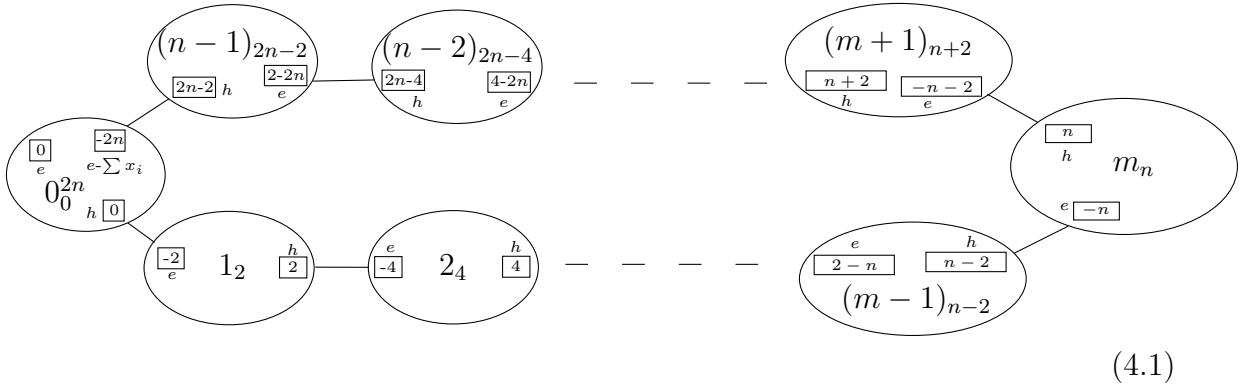
$$b_C^i = 8 - 6g_C^i - (S_C^i)^3 \quad (3.63)$$

4 Single curve

We start with the analysis of elliptic fibration over a single curve C in the base B of the threefold $\tilde{X}_{\tilde{\Sigma}}$. We will associate a graph to each possible C which will capture the degrees of Hirzebruch surfaces S_C^i and the gluings between them. We refer the reader to Section 3.2 of [2] for full information on the graphical notation that we use. The only minor change in the notation is that the labels i for the Hirzebruch surfaces S_C^i are chosen to be consistent with Figure 1. This allows for an easy identification of the elliptic fiber in each collection of surfaces. Another point to note is that the graph that we associate here will in general be equal to the graph associated in [2] only up to flops. This is done to give a uniform description of gluing rules in Section 5. We also note that some of the results appearing in this section had their first appearance in [18].

4.1 $\mathfrak{su}(n), n \geq 1$ on -2 curve

For even $n = 2m \geq 2$, we associate the graph



where $x_i, i = 1, \dots, 2n$ denote the exceptional curves generated due to $2n$ blowups on S_C^0 , and $-\sum x_i$ denotes negative of the sum over all the exceptional curves⁴. Here the $2n$ blowups correspond to $2n$ hypers in the fundamental representation of the gauge algebra $\mathfrak{su}(n)$. This graph is flop equivalent to the one presented in [2].

Notice that the curve labeled e in S_C^0 above does not have any edge associated to it. We remind the reader that in our notation this is supposed to mean that this curve acts as the gluing curve that glues the collection of surfaces S_C to the base B of the elliptic fibration. In this example, the gluing curve in the base happens to be a rational curve of self-intersection -2 , and hence it is consistent with the Calabi-Yau condition 2.4 to glue it along a rational curve of self-intersection 0 inside S_C .

⁴In what follows, we will adopt these conventions for representing exceptional curves, unless otherwise specified

We reproduce the graph for $n = 2$ below because it is a limiting case of the above family of graphs

$$(4.2)$$

Here there are two gluing curves between S_C^0 and S_C^1 . Our convention is such that the first gluing curves on each side are glued to each other, and the same is true for the second gluing curves⁵. That is, h in S_C^0 is glued to e in S_C^1 and $e - \sum x_i$ in S_C^0 is glued to h in S_C^1 .

We will use another graph for $n = 2$ which is flop equivalent to (4.2) when $\mathfrak{su}(2)$ does not have a neighboring \mathfrak{g}_2 . But if such a neighbor is present, then the two graphs cannot be flopped into each other. The second graph is

$$(4.3)$$

For odd $n = 2m + 1 \geq 3$, we associate the graph

$$(4.4)$$

which is flop equivalent to the one presented in [2]. Again the $2n$ blowups correspond to $2n$ hypers in fundamental of $\mathfrak{su}(n)$.

The degenerate case $n = 1$ is a limiting case of the above series of graphs

$$(4.5)$$

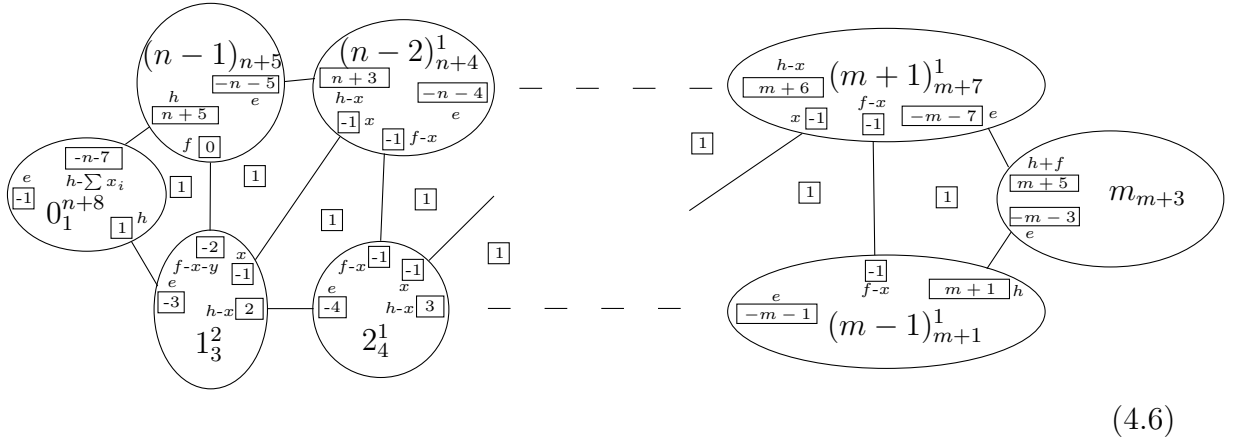
⁵We will use this convention in what follows, unless otherwise stated.

which is a self-glued \mathbb{F}_0^2 . Notice that due to self-gluing f in \mathbb{F}_0^2 becomes the genus one elliptic fiber having a nodal singularity. The genus of f turns out to be one if one uses adjunction (2.8) with the shifted canonical class defined in (2.17).

Let us study the case of I_n^s fiber in more detail. If the fibration is completely generic except for the fact that we have I_n^s on C , then there are $2n$ special points $p_i, i = 1, \dots, 2n$ on C over which the fibration degenerates further to I_{n+1} . The point p_i is associated with i -th hyper in the fundamental representation, and we find that over p_i f_C^0 decomposes as a sum of $f_C^0 - x_i$ and x_i . This justifies our claim that each blowup is associated to a hyper in the fundamental.

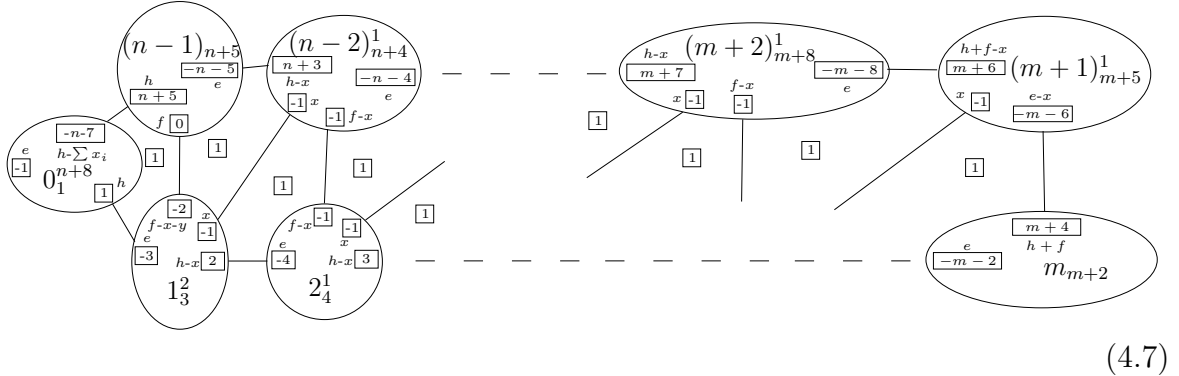
4.2 $\mathfrak{su}(n), n \geq 3, n \neq \tilde{6}$ on -1 curve

For even $n = 2m \geq 4$, we associate the graph



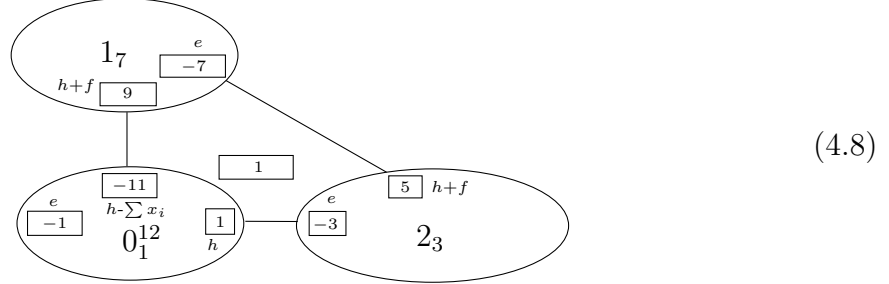
where the $n + 8$ blowups on S_C^0 correspond to $n + 8$ hypers in the fundamental representation of $\mathfrak{su}(n)$ and all the other blowups correspond to a hyper in the two-index antisymmetric representation of $\mathfrak{su}(n)$. This graph can be checked to be flop equivalent to the one presented in [2].

For odd $n = 2m + 1 \geq 5$, the associated graph is



where again the $n+8$ blowups on S_C^0 correspond to fundamental representation and all the other blowups correspond to two-index antisymmetric representation. The graph is flop equivalent to the one presented in [2].

The graph that we associate to the special case of $n = 3$ is



which is not a limit of the above series of graphs. The 12 blowups correspond to 12 hypers in the fundamental of $\mathfrak{su}(3)$.

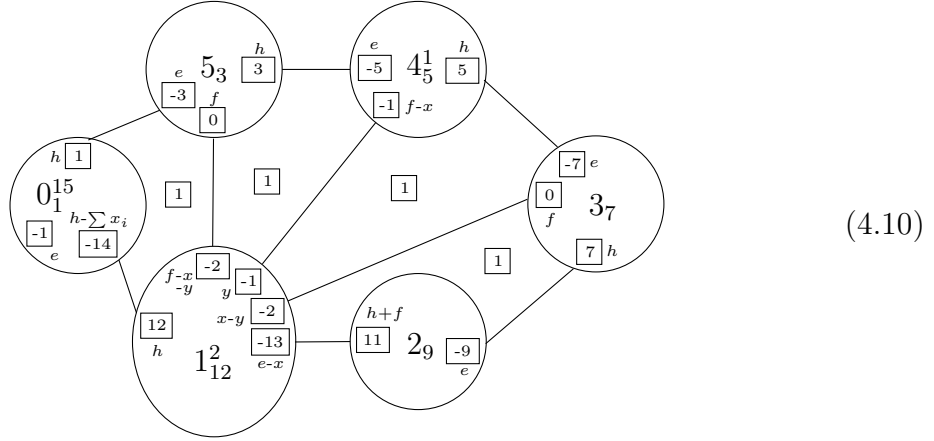
Let us study the case of I_n^s fiber in more detail. For a generic fibration keeping I_n^s on C , we have two kinds of special points. $n+8$ of the special points correspond to a further degeneration to I_{n+1} which is again implemented by the splittings $f_C^0 - x_i, x_i$ where x_i are the blowups corresponding to hypers in the fundamental of $\mathfrak{su}(n)$. There is another special point p at which the fibers f_C^i split according to the blowups corresponding to the antisymmetric representation, and moreover the resulting components are combined according to the gluing rules presented in (4.6) and (4.7). For example, for $n = 4$ the fiber at p can be depicted as

$$\begin{array}{ccccc}
 & & x & & \\
 & & | & & \\
 f_C^0 & \text{---} & f_C^3 & \text{---} & f_C^2 \\
 & & | & & \\
 & & y & &
 \end{array}
 \tag{4.9}$$

where $f_C^3 = f_C^1 - x - y$ over p and the edges depict transverse intersections between different components. Hence, f_C over p can be written in terms of its components as $f_C^0 + 2f_C^3 + f_C^2 + x + y$. In other words, we obtain an I_0^* fiber over p . Turning it backwards, since components of the elliptic fiber go on top of each other over p , this manifests as extra gluings between S_C^i that are not visible from the intersections of f_C^i .

4.3 $\mathfrak{su}(\tilde{6})$ on -1 curve

We associate the graph

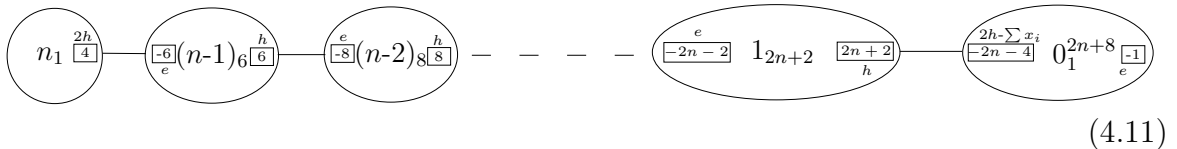


which is flop equivalent to the one presented in [2]. Here the 15 blowups correspond to 15 hypers in fundamental representation of $\mathfrak{su}(6)$, and all the other blowups correspond to a half-hyper in three-index antisymmetric representation of $\mathfrak{su}(6)$.

For this formal gauge algebra, the only possible fiber is a slightly tuned non-generic version of I_6^s . The generic version gives rise to $n = 6$ version of (4.6) and has a hyper in two-index antisymmetric along with 14 hypers in fundamental of $\mathfrak{su}(6)$. Under the tuning, the hyper in two index antisymmetric is traded for a hyper in fundamental and a half-hyper in three-index antisymmetric. If we let the fibration be generic except for keeping $\mathfrak{su}(\tilde{6})$ on C , then there are two kinds of special points. Over 15 of the special points $p_i, i = 1, \dots, 15$, f_C^0 splits into $f_C^0 - x_i, x_i$. Over another special point p , the fibers f_C^i split according to blowups corresponding to the three-index antisymmetric representation, and furthermore the resulting components are combined according to the gluing rules shown in the graph above.

4.4 $\mathfrak{sp}(n), n \geq 0$ on -1 curve

We will associate two graphs to this case which are flop equivalent when $\mathfrak{sp}(n)$ does not have a neighboring $\mathfrak{so}(2m+1)$ or \mathfrak{g}_2 , but are not flop equivalent when such a neighbor is present. The first associated graph is



which is flop equivalent to the one presented in [2]. Here the $2n + 8$ blowups on S_C^0 correspond to $2n + 8$ hypers in the fundamental representation of $\mathfrak{sp}(n)$. If we have a

generic fibration with I_{2n}^{ns} on C , then we obtain $2n + 8$ special points corresponding to hypers in fundamental where (in the resolution corresponding to the above geometry) f_C^0 splits into $f_C^0 - x_i, x_i$ for $i = 1, \dots, 2n + 8$.

The second associated graph is

$$\begin{array}{c}
 \begin{array}{c} 2h-x \\ n_1^1 \end{array} \begin{array}{c} \boxed{3} \\ e \end{array} - \begin{array}{c} \boxed{-5} \\ e \end{array} (n-1)_5 \begin{array}{c} h \\ \boxed{5} \end{array} - \begin{array}{c} e \\ \boxed{-7} \end{array} (n-2)_7 \begin{array}{c} h \\ \boxed{7} \end{array} - \dots - \begin{array}{c} e \\ \boxed{-2n-1} \end{array} 1_{2n+1} \begin{array}{c} \boxed{2n+1} \\ h \end{array} - \begin{array}{c} 2h-\sum x_i \\ \boxed{-2n-3} \end{array} 0_1^{2n+7} \begin{array}{c} \boxed{-1} \\ e \end{array}
 \end{array} \quad (4.12)$$

which is flop equivalent to the one presented above. Here the $2n + 7$ blowups on S_C^0 correspond to $2n + 7$ hypers in the fundamental representation of $\mathfrak{sp}(n)$. Similarly, the blowup on S_C^n corresponds to a hyper in the fundamental of $\mathfrak{sp}(n)$. If we have a generic fibration with I_{2n}^{ns} on C , then we obtain $2n + 8$ special points corresponding to hypers in fundamental where (in the resolution corresponding to the above geometry), at $2n + 7$ of those points, f_C^0 splits into $f_C^0 - x_i, x_i$ for $i = 1, \dots, 2n + 7$, and at the $(2n + 8)^{\text{th}}$ point f_C^n splits into $f_C^n - x, x$.

In both the cases, the elliptic fiber f_C can be recognized as $f_C^0 + 2(f_C^1 + \dots + f_C^{n-1}) + f_C^n$ due to the monodromy.

The case $n = 0$ can be recognized as a limit of the above series of geometries which yields $S_C = \mathbb{F}_1^8$ where S_C is glued to the base B along the e curve. However, this is only a trick and the correct answer is the closely related surface $S_C = (\mathbb{P}^2)^9$ where S_C is glued to B along one of the blowups, say x_9 . See Section 2.4 and Section 5.7 for more discussion on this point.

4.5 $\mathfrak{so}(2r), r \geq 4$ on -4 curve

The associated graph is

$$\begin{array}{c}
 \begin{array}{c} 1_2 \\ \boxed{-2} \end{array} \begin{array}{c} e \\ \boxed{0} \end{array} - \begin{array}{c} h \\ \boxed{0} \end{array} 2_0 \begin{array}{c} h \\ \boxed{0} \end{array} - \begin{array}{c} e \\ \boxed{-2} \end{array} 3_2 \begin{array}{c} h \\ \boxed{2} \end{array} - \dots - \begin{array}{c} e \\ \boxed{8-2r} \end{array} (r-2)_{2r-8} \begin{array}{c} \boxed{2r-8} \\ h \end{array} \begin{array}{c} \boxed{2r-8} \\ h \end{array} - \begin{array}{c} (r-1)_{2r-6} \\ e \end{array} \begin{array}{c} \boxed{6-2r} \\ \boxed{0} \end{array} f - \begin{array}{c} 16-4r \\ \boxed{6-2r} \end{array} \begin{array}{c} f-x_i-y_i \\ e \end{array} r_{2r-6}^{4r-16}
 \end{array} \quad (4.13)$$

where we have paired up the $4r - 16$ blowups on S_C^r into $2r - 8$ pairs, and labeled them by x_i and y_i where $i = 1, \dots, 2r - 8$. We remind the reader that in our notation the box in the middle of an edge labels the number of curves participating in the gluing between the two surfaces joined by the edge. Above we have an edge labeled by $2r - 8$ between S_C^r and S_C^{r-1} which denotes that there are $2r - 8$ gluing curves in between them. Each of these gluing curves has self intersection -2 in S_C^r and self-intersection 0 in S_C^{r-1} . The $2r - 8$ gluing curves in S_C^{r-1} are simply $2r - 8$ copies of f and the $2r - 8$ gluing curves in S_C^r are $f - x_i - y_i$ where i ranges from 1 to $2r - 8$. We will use this notation in what follows whenever there are multiple similar-looking gluings between two surfaces.

Each of the $2r - 8$ pairs of blowups corresponds to a hyper in the vector representation of $\mathfrak{so}(2r)$, thus totalling to $2r - 8$ such hypers. This is the same graph as the one presented in [2].

For I_{r-4}^{*s} fiber realizing the above graph, there are $2r - 8$ special points $p_i, i = 1, \dots, 2r - 8$ such that at p_i f_C^r splits into $f_C^r - x_i - y_i, x_i, y_i$ and $f_C^r - x_i - y_i \sim f_C^{r-1}$. Thus, the fiber at each p_i enhances to I_{r-3}^* . This also explains the $2r - 8$ intersections between S_C^{r-1} and S_C^r shown in the above graph. This explains the gluings between S_C^{r-1} and S_C^r which one would not expect naively since f_C^{r-1} and f_C^r do not intersect with each other. Similar comments about special points hold for all the cases discussed below, but we won't discuss them since we hope the pattern is clear to the reader. Moreover, our main objective with the discussion of special points was to justify the appearance of extra gluings not visible from the intersection pattern of the Kodaira fiber. We hope that this objective has been fulfilled with the discussion of special points in this subsection and previous subsections.

4.6 $\mathfrak{so}(2r + 1), r \geq 4$ on -4 curve

The associated graph is

$$(4.14)$$

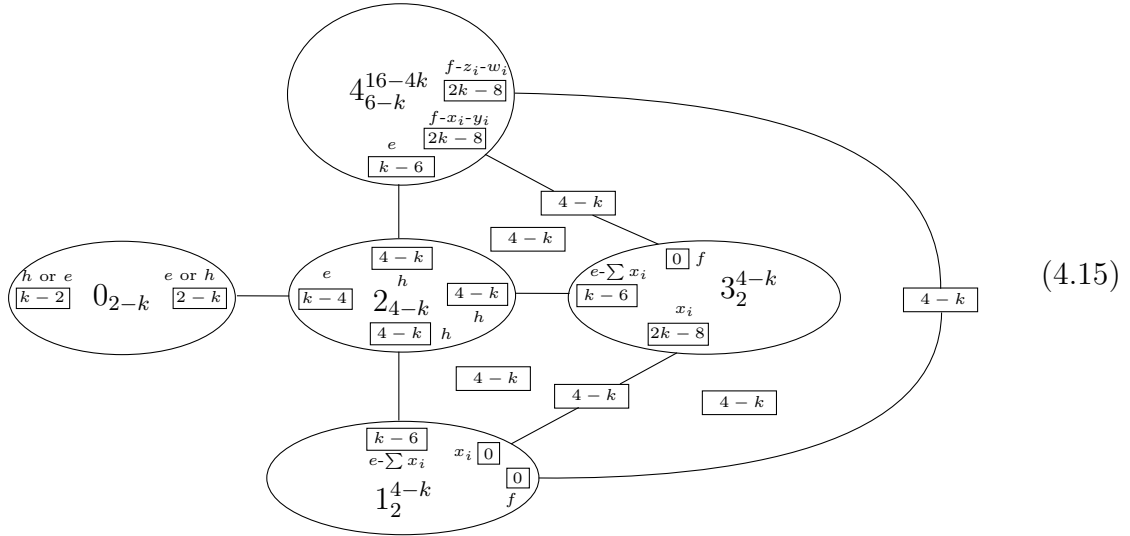
where the $4r - 14$ blowups are again paired up into $2r - 7$ pairs of blowups and the pairs correspond to $2r - 7$ hypers in the vector representation of $\mathfrak{so}(2r + 1)$. The two

blowups in each pair are glued to each other leading to self-gluing of the surface S_C^r . This is the same graph as the one presented in [2], however the notation is slightly different for convenience in later sections. There S_C^r was instead represented as a genus $2r - 7$ ruled surface of degree $4r - 8$. This is because gluing two -1 curves c and d inside a surface S change the canonical divisor of the surface as $K_S \rightarrow K_S + c + d$ which changes the genus of curves via adjunction. This change in the canonical class can be used to check that the genus of the curve $e - \sum x_i - \sum y_i$ in S_C^r is $2r - 7$ and hence S_C^r can also be represented as a ruled surface⁶ of genus $2r - 7$. Notice that the curve $2h$ in $S_C^{r-1} = \mathbb{F}_{2r-6}$ also has genus $2r - 7$ which is an important consistency check as the gluing curves must have same genus on both sides. Moreover, the gluing between S_C^{r-1} and S_C^r satisfies Calabi-Yau condition because $(8r - 24) + (8 - 4r) = 2g - 2$ where $g = 2r - 7$.

Due to the monodromy, the elliptic fiber can be recognized as $f_C = f_C^0 + f_C^1 + 2(f_C^2 + \cdots + f_C^r)$.

4.7 $\mathfrak{so}(n)$, $8 \leq n \leq 12$ and \mathfrak{g}_2 on $-k$ curve, $1 \leq k \leq 3$

For $\mathfrak{so}(8)$, the associated graph is

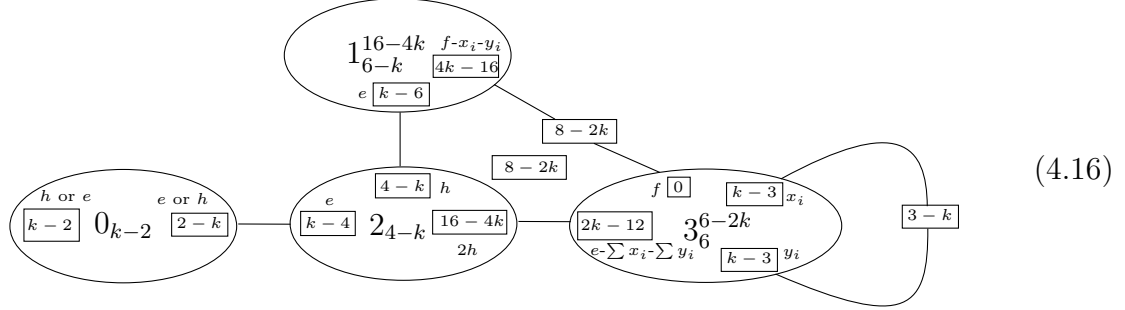


where the label “ h or e ” indicates that the curve will be labeled either as h or as e depending on the value of k . The $4 - k$ blowups on S_C^3 and S_C^1 correspond to $4 - k$ hypers in the vector representation. $8 - 2k$ blowups out of $16 - 4k$ blowups on S_C^4 have been paired into $4 - k$ pairs denoted by z_i, w_i where $i = 1, \dots, 4 - k$, and correspond

⁶More precisely, a smoothing of self-glued \mathbb{F}_6^{4r-16} equals a ruled surface of genus $2r - 7$ and degree $4r - 8$.

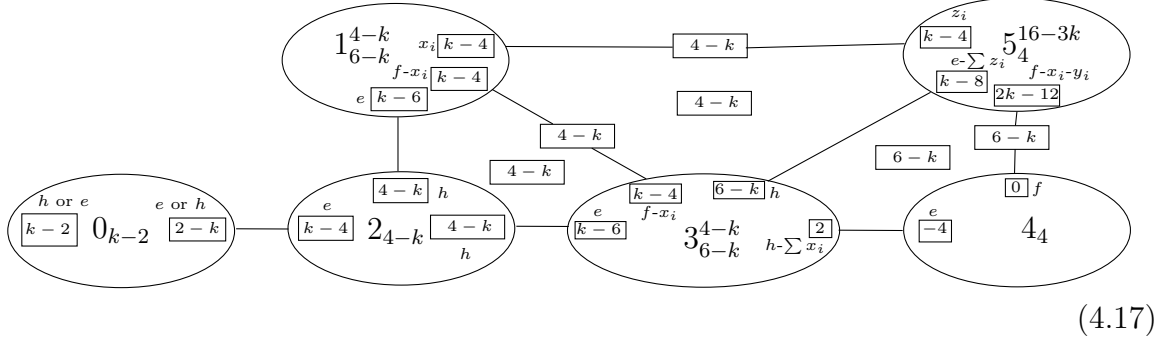
to $4 - k$ hypers in the cospinor representation of $\mathfrak{so}(8)$. The rest of the $8 - 2k$ blowups on S_C^4 have been paired into $4 - k$ pairs denoted by x_i, y_i where $i = 1, \dots, 4 - k$, and correspond to $4 - k$ hypers in the spinor representation of $\mathfrak{so}(8)$. This graph is flop equivalent to the one presented in [2].

For $\mathfrak{so}(7)$, the associated graph is



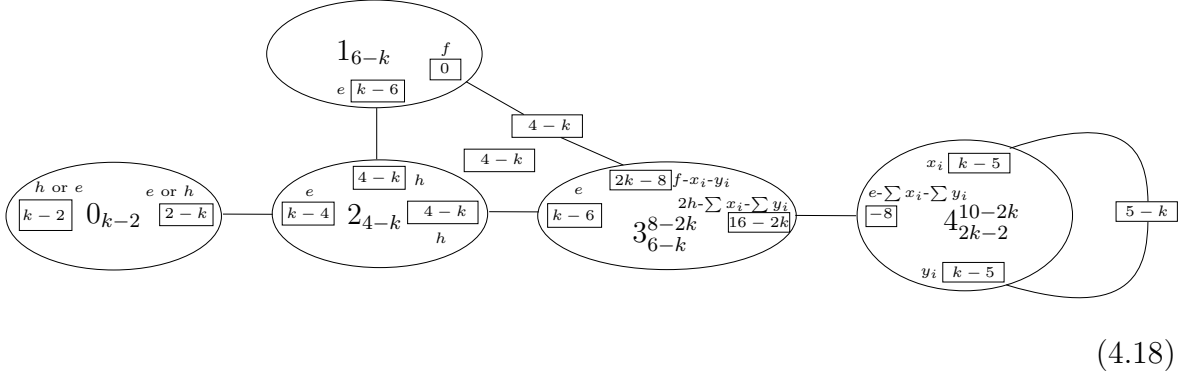
where we pair up $16 - 4k$ blowups on S_C^1 into $8 - 2k$ pairs denoted by x_i, y_i where $i = 1, \dots, 8 - 2k$, and pair up the $6 - 2k$ blowups on S_C^3 into $3 - k$ pairs denoted by x_i, y_i where $i = 1, \dots, 3 - k$. The first kind of pairs correspond to $8 - 2k$ hypers in the spinor representation of $\mathfrak{so}(7)$, and the second kind of pairs correspond to $3 - k$ hypers in the vector representation of $\mathfrak{so}(7)$. This graph is the same as the one presented in [2]. Due to monodromy, the elliptic fiber is represented as $f_C = f_C^0 + f_C^1 + 2(f_C^2 + f_C^3)$.

For $\mathfrak{so}(10)$, the associated graph is



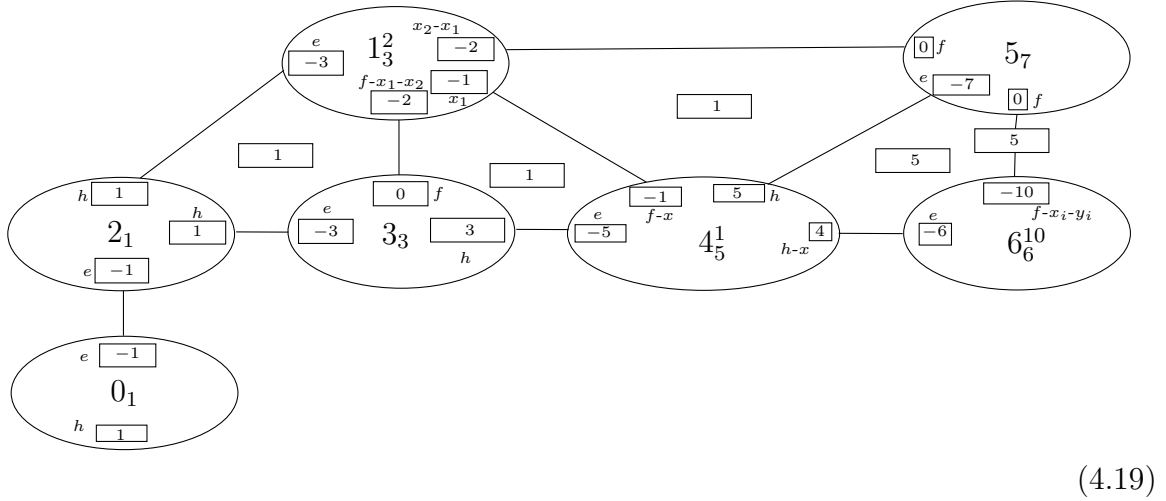
where we pair up the $12 - 2k$ blowups out of $16 - 3k$ blowups on S_C^5 into $6 - k$ pairs labeled by x_i, y_i for $i = 1, \dots, 6 - k$. These pairs represent $6 - k$ hypers in the vector representation of $\mathfrak{so}(10)$. The rest of the $4 - k$ blowups on S_C^5 denoted by z_i for $i = 1, \dots, 4 - k$, along with blowups on the other surfaces represent $(4 - k)$ hypers in the Weyl spinor representation of $\mathfrak{so}(10)$. This graph is same as the one presented in [2].

For $\mathfrak{so}(9)$, the associated graph is

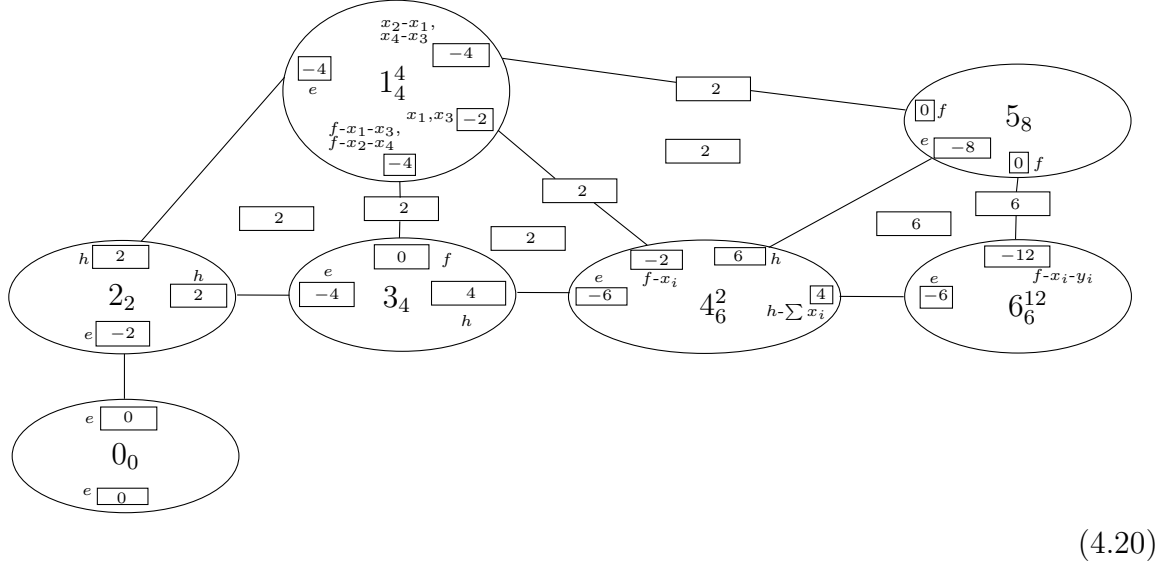


where we pair up the $10 - 2k$ blowups on S_C^4 into $5 - k$ pairs representing $5 - k$ hypers in the vector representation of $\mathfrak{so}(9)$. The $8 - 2k$ blowups on S_C^3 have been paired and represent $4 - k$ hypers in the spinor representation of $\mathfrak{so}(9)$. This graph is same as the one presented in [2]. Due to monodromy, the elliptic fiber is represented as $f_C = f_C^0 + f_C^1 + 2(f_C^2 + f_C^3 + f_C^4)$.

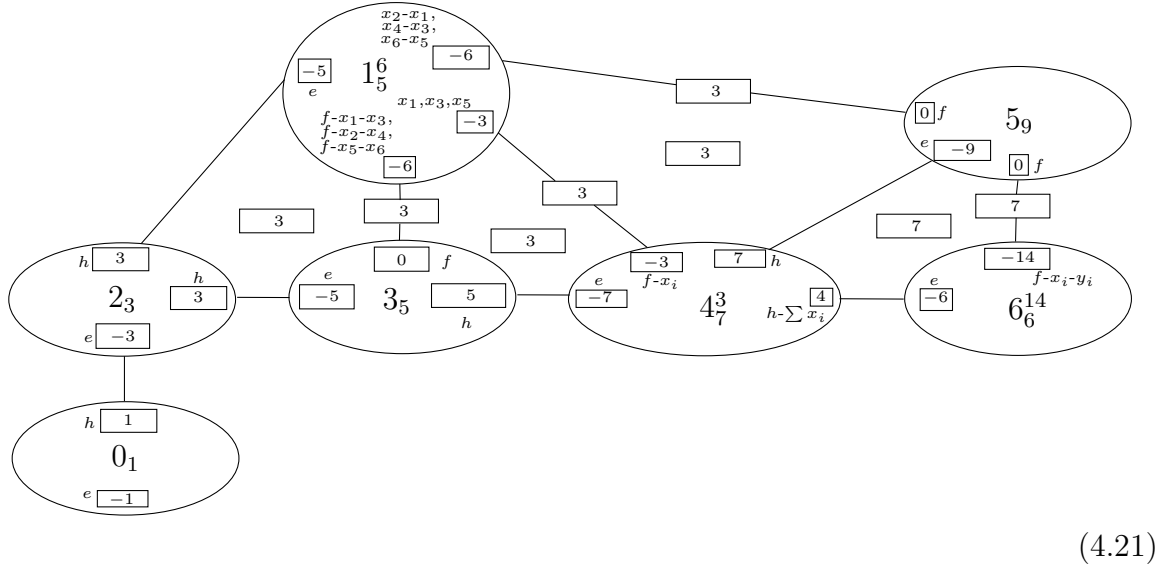
For $\mathfrak{so}(12)$ and $k = 3$, the associated graph is



For $k = 2$, we have

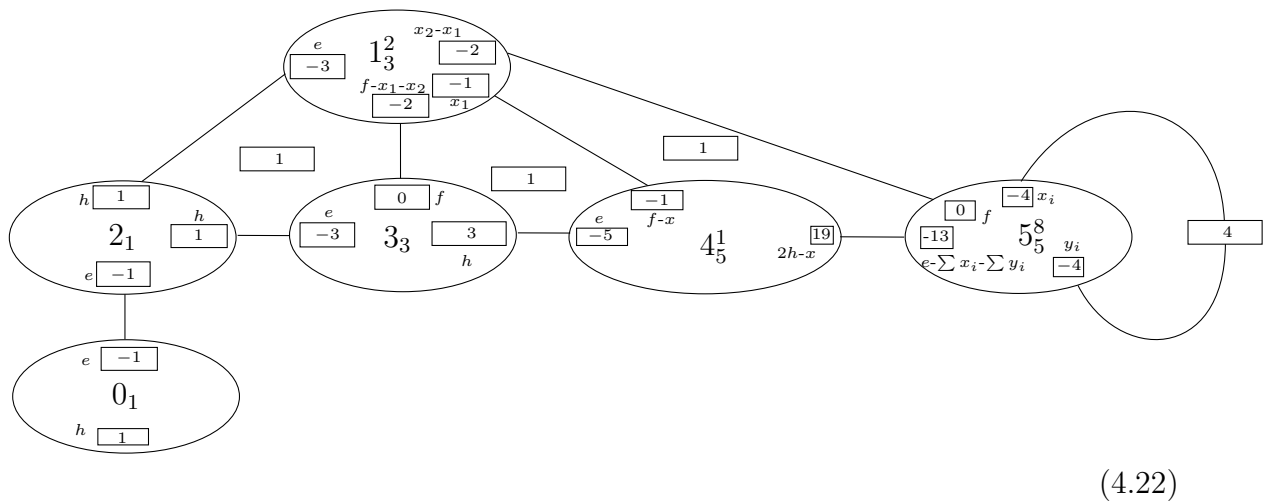


For $k = 1$, we have



In each of the cases above, we have paired up the $16 - 2k$ blowups on S_C^6 into $8 - k$ pairs representing $8 - k$ hypers in the vector representation of $\mathfrak{so}(12)$. The rest of the blowups represent $\frac{1}{2}(4 - k)$ hypers in the Weyl spinor representation of $\mathfrak{so}(12)$. This graph is same as the one presented in [2] for $k = 3$, but different for $k = 1, 2$. We believe that the proposal made in [2] for $k = 1, 2$ is incorrect and the one that we have presented is the correct one. One can verify that the gluing curves are as we claim them to be by studying the behavior of fiber f_C over the special points on C .

For $\mathfrak{so}(11)$ and $k = 3$, the associated graph is



For $k = 2$, we have

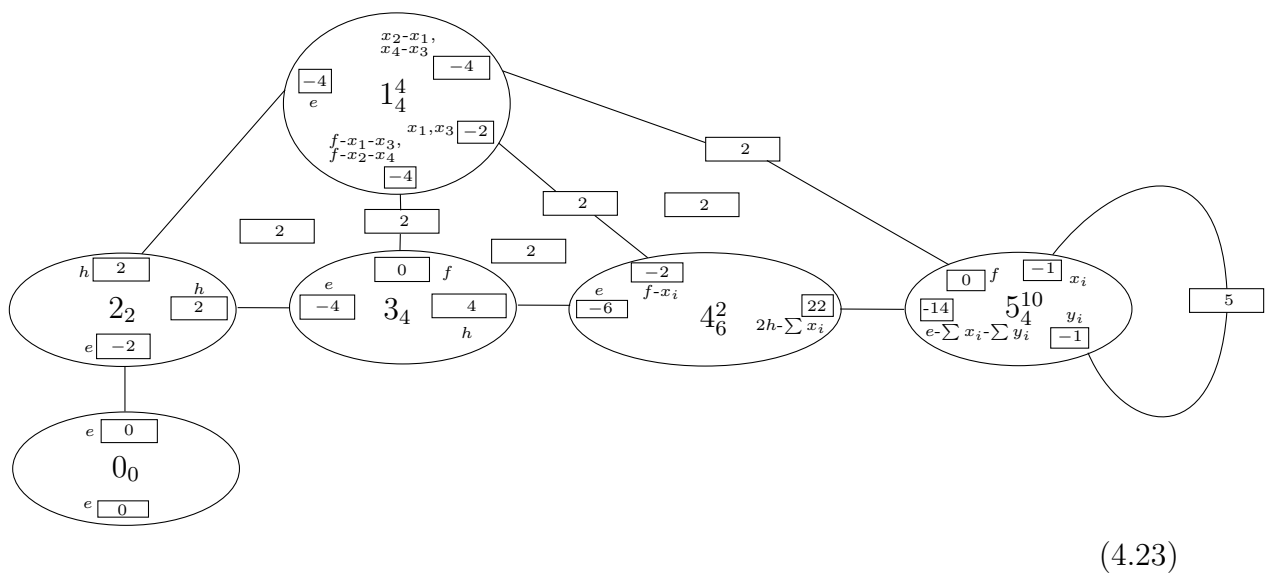


Figure 1 shows a directed graph with 8 nodes, each representing a 2D hexagonal lattice. The nodes are labeled with mathematical expressions and boxed numbers. The edges are labeled with boxed numbers. The nodes are: 1 (top), 2 (middle-left), 3 (middle), 4 (middle-right), 5 (bottom-right), 6 (bottom), 7 (bottom-left), and 8 (bottom-most).

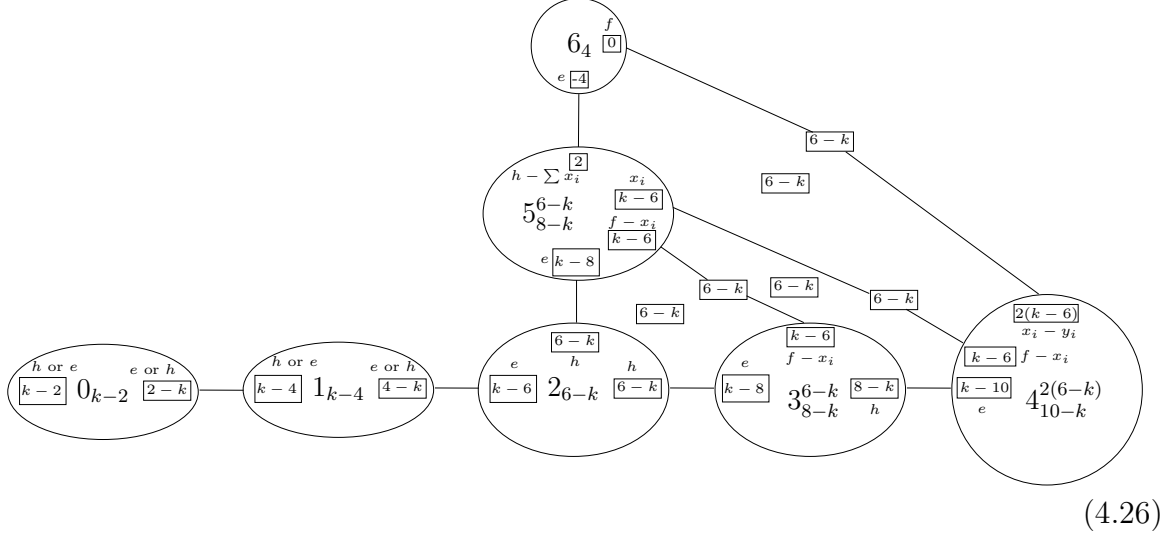
In each of cases above, we have paired up the $14 - 2k$ blowups on S_C^5 into $7 - k$ pairs representing $7 - k$ hypers in the vector representation of $\mathfrak{so}(11)$. The rest of the blowups represent $\frac{1}{2}(4 - k)$ hypers in the spinor representation of $\mathfrak{so}(11)$. We also pair up the $8 - 2k$ blowups on S_C^1 into $4 - k$ pairs. This graph is same as the one presented in [2] for $k = 3$. We believe that the proposal made in [2] for $k = 1, 2$ is incorrect and the one that we have presented is the correct one. One can verify that the gluing curves are as we claim them to be by studying the behavior of fiber f_C over the special points on C .

For \mathfrak{g}_2 , the associated graph is

where the $20 - 6k$ blowups on S_C^1 are paired up into $10 - 3k$ pairs of blowups corresponding to $10 - 3k$ hypers in the 7-dimensional irreducible representation of \mathfrak{g}_2 . This graph is same as the one presented in [2]. The elliptic fiber is $f_C = f_C^0 + 3f_C^1 + 2f_C^2$.

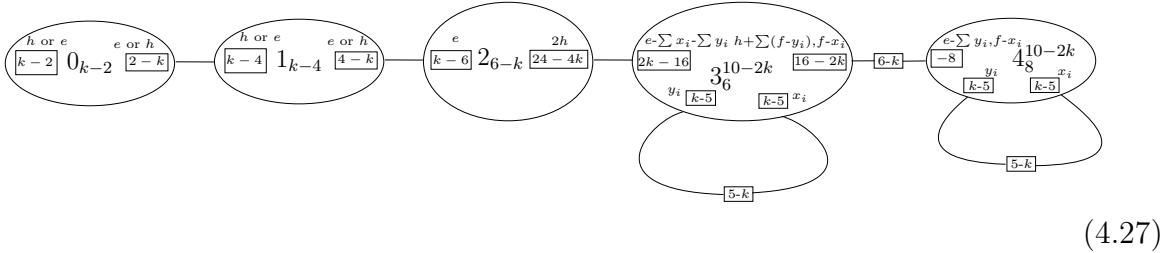
4.8 \mathfrak{e}_6 , \mathfrak{e}_7 , \mathfrak{e}_8 and \mathfrak{f}_4

For \mathfrak{e}_6 on $-k$ curve, $1 \leq k \leq 6$, the associated graph is



where the blowups correspond to $6 - k$ hypers in the 27-dimensional irreducible representation of \mathfrak{e}_6 . This graph is same as the one presented in [2]. There are $6 - k$ special points $p_i, i = 1, \dots, 6 - k$. Over p_i , f_C^3 splits into $f_C^3 - x_i, x_i$, f_C^4 splits into $f_C^4 - x_i, x_i - y_i, y_i$, and f_C^5 splits into $f_C^5 - x_i, x_i$. Moreover, $f_C^3 - x_i$ in S_C^3 is identified with $f_C^5 - x_i$ in S_C^5 ; $f_C^4 - x_i$ in S_C^4 is identified with x_i in S_C^5 ; and $x_i - y_i$ in S_C^4 is identified with f_C^6 in S_C^6 .

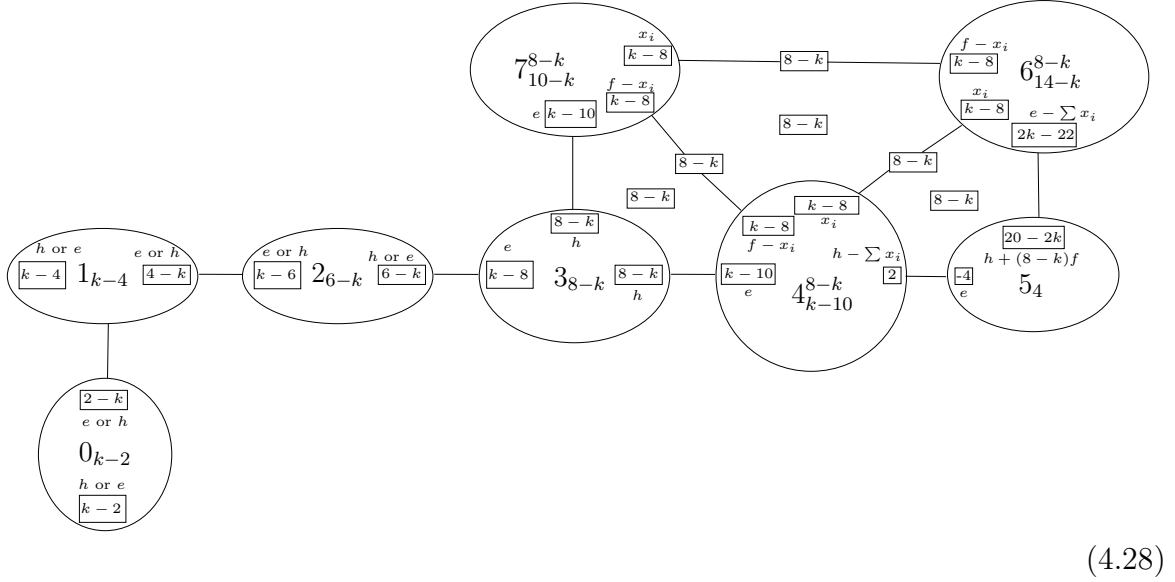
For \mathfrak{f}_4 on $-k$ curve, $1 \leq k \leq 5$, the associated graph is



where the blowups correspond to $5 - k$ hypers in the 26-dimensional irreducible representation of \mathfrak{f}_4 . These hypers cannot be gauged to produce other $6d$ SCFTs. Notice that there was only a single gluing curve between S_C^3 and S_C^4 in the proposal of [2]. We have resolved this gluing into multiple gluings in our answer presented above. This resolution can be seen by studying in detail the behavior of f_C over C . The presence of these extra gluings can also be seen by folding the geometry for \mathfrak{e}_6 presented in (4.26). Under the folding process S_C^5 and S_C^3 in \mathfrak{e}_6 geometry descend to S_C^3 in the \mathfrak{f}_4 geometry, and S_C^6 and S_C^4 in \mathfrak{e}_6 geometry descend to S_C^4 in \mathfrak{f}_4 geometry. The gluing curves between

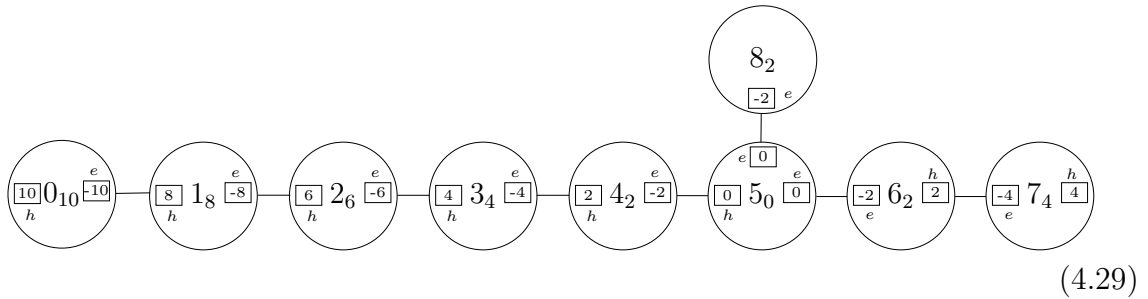
S_C^5 and S_C^4 in the \mathfrak{e}_6 geometry descend to the extra gluing curves between S_C^3 and S_C^4 in the \mathfrak{f}_4 geometry. Hence, our answer is more complete than the answer presented in [2].

\mathfrak{e}_7 on $-k$ curve, $1 \leq k \leq 8$, the associated graph is



where the blowups correspond to $8 - k$ half-hypers in the 56-dimensional irreducible representation of \mathfrak{e}_7 . This graph is same as the one presented in [2]. At special points $p_i, i = 1, \dots, 8 - k$, f_C^6 splits into $f_C^6 - x_i, x_i$, f_C^7 splits into $f_C^7 - x_i, x_i$, and f_C^4 splits into $f_C^4 - x_i, x_i$. Moreover, $f_C^4 - x_i \sim f_C^7 - x_i$, $f_C^6 - x_i$ is identified with x_i in S_C^7 , and x_i in S_C^4 is identified with x_i in S_C^6 .

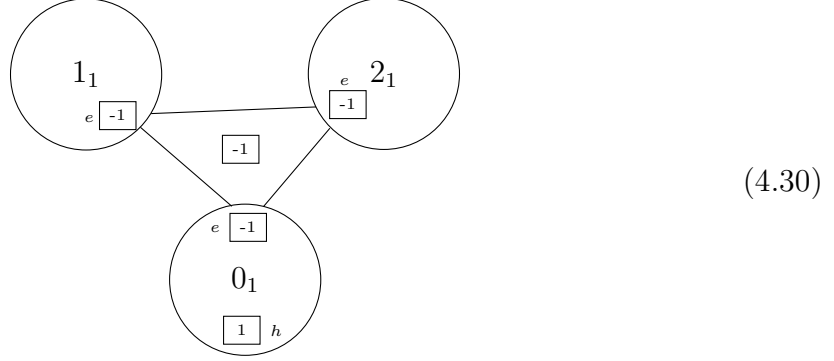
For \mathfrak{e}_8 on -12 curve, the associated graph is



where the corresponding gauge algebra is \mathfrak{e}_8 and there are no charged hypers, which goes well with the fact that there are no blowups. This is the same as the graph given in [2].

4.9 $\mathfrak{su}(3)$ on -3

The associated graph is



The three surfaces intersect each other transversely in a common curve L that can be represented as the curve e in each of the individual surfaces $S_C^i = \mathbb{F}_1$. L is the locus spanned by the point of intersection of the components of type IV elliptic fiber as it moves over C . This constructs a pure $\mathfrak{su}(3)$ gauge theory.

5 Gluing rules

In this section, we will describe our proposal for gluing the graphs appearing in Section 4 whenever their corresponding base curves collide. We could draw a combined graph as we drew in the last section but it becomes more and more messy. So, we instead choose to simply tabulate which curve is glued to which curve. From this gluing data and using the graphs in Section 4, one can easily construct a combined graph.

In what follows, the first gauge algebra participating in the gluing will be referred to as \mathfrak{g}_C living over a curve C , and the second gauge algebra participating in the gluing will be referred to as \mathfrak{g}_D living over a curve D . We have $(C \cdot D)|_B = 1$ which is the only case we have to worry about in the context of $6d$ SCFTs.

We would like to note that all the gluing rules we propose below are consistent with the triple intersections that can be computed using the techniques described in Section 3 and by using the attached Mathematica notebook.

5.1 Gluing of $\mathfrak{su}(m), m \geq 1$ or $m = \tilde{6}$ and $\mathfrak{su}(n), n \geq 1$

This collision forces n number of fundamentals of $\mathfrak{su}(m)$ and m number of fundamentals of $\mathfrak{su}(n)$ to combine and transform in a bifundamental of $\mathfrak{su}(m) \oplus \mathfrak{su}(n)$. So, we separate n blowups on S_C^0 to glue to the collection S_D , and similarly we separate m blowups on S_D^0 to glue to the collection S_C . The gluings are:

- $f - x_1$ in S_C^0 is glued to $f - x_1$ in S_D^0 . x_n in S_C^0 is glued to x_m in S_D^0 .
- $x_i - x_{i+1}$ in S_C^0 is glued to f in S_D^i for $i = 1, \dots, n - 1$.
- $x_i - x_{i+1}$ in S_D^0 is glued to f in S_C^i for $i = 1, \dots, m - 1$.

In other words, f in S_C^0 is glued to the sum of all the f in S_D^i for $i = 1, \dots, n - 1$ plus $f - x_1 + x_m$ in S_D^0 ; and f in S_C^i for $i = 1, \dots, m - 1$ is glued to $x_i - x_{i+1}$ in S_D^0 . So, in total, f_C is glued to f_D , as it should be. This proves that the consistency conditions (2.6) and (2.7) are satisfied.

Another consistency check is as follows. According to (2.15), the triple intersection of three surfaces can be computed as an intersection of the corresponding gluing curves in any of the three surfaces. So the gluing curves must be such that all such intersections lead to the same triple intersection number. One can easily check that the gluing rules we proposed above provide consistent triple intersections of surfaces. In fact, the same holds true for all the gluing rules we will propose in what follows, and we won't be repeating this comment again.

Suppose an $\mathfrak{su}(p)$ living on another curve E also glues to $\mathfrak{su}(n)$ living on D . Then the gluing will use a set of p blowups on S_D^0 . We claim that if $m, p \geq 2$, then the set of m blowups used in the gluing to $\mathfrak{su}(m)$ must be distinct from the set of p blowups used in the gluing to $\mathfrak{su}(p)$. If the two set of blowups intersect, then it is easy to see that this will create at least one non-zero triple intersection between three surfaces S_C^0, S_D^0, S_E^0 . For this triple intersection to be consistent, S_C^0 must intersect S_E^0 which is impossible since C and E do not collide in B . If on the other hand, say $m = 1$, then the total gluing curve in S_D^0 for the gluing between S_C and S_D is $(f_D^0 - x_1) + x_1 = f_D^0$. Thus x_1 can be used in the gluing to S_E without creating any unwanted triple intersections.

As a consequence of the above discussion, we see that we can assign $\mathfrak{su}(1)$ to every -2 curve in the F-theory configuration constructing a $(2, 0)$ SCFT of DE type and still obtain a consistent gluing even though the configuration of I_1 fibers intersecting in the pattern of finite Dynkin diagram of DE type does not give rise to a consistent elliptic fibration structure. See the end of Section 2.9 for related discussion.

Similar comments hold for all the other cases below. In general, it should be kept in mind that a curve can be used in multiple gluing rules as long as it does not create any unwanted triple intersections.

Recall that for the case of $\mathfrak{su}(2)$ on a -2 curve, we assigned two geometries (4.2) and (4.3). The above gluing rules apply to the case of (4.2). However, as we remarked earlier, (4.2) cannot be used when $\mathfrak{su}(2)$ has a neighboring \mathfrak{g}_2 . So, consider an $\mathfrak{su}(m) = \mathfrak{su}(2)$ with a neighboring \mathfrak{g}_2 . There can be no $\mathfrak{su}(n)$ neighbor of such an $\mathfrak{su}(2)$ except for $n = 1$. So, we need to present separate gluing rules for this case:

- f in S_C^0 is glued to $f - x_1 - x_2$ in S_D^0 .
- $f - x_1$ in S_C^1 is glued to x_1 in S_D^0 . x_1 in S_C^1 is glued to x_2 in S_D^0 .

5.2 Gluing of $\mathfrak{sp}(m), m \geq 1$ and $\mathfrak{su}(n), n \geq 1$

This collision constructs a hyper in the bifundamental of $\mathfrak{sp}(m)$ and $\mathfrak{su}(n)$. We use n blowups on S_C^0 and $2m$ blowups on S_D^0 for gluing:

- $f - x_1$ in S_C^0 is glued to $f - x_1$ in S_D^0 . x_n in S_C^0 is glued to x_{2m} in S_D^0 .
- $x_i - x_{i+1}$ in S_C^0 is glued to f in S_D^i for $i = 1, \dots, n - 1$.
- $x_i - x_{i+1}$ in S_D^0 is glued to f in S_C^i for $i = 1, \dots, m - 1$, and $x_i - x_{i+1}$ in S_D^0 is glued to another copy of f in S_C^{m-i} for $i = m + 1, \dots, 2m - 1$.
- $x_m - x_{m+1}$ in S_D^0 is glued to f in S_C^m .

In other words, f in S_C^0 is glued to the sum of all the f in S_D^i for $i = 1, \dots, n - 1$ plus $f - x_1 + x_{2m}$ in S_D^0 ; $2f$ in S_C^i for $i = 1, \dots, m - 1$ is glued to $x_i - x_{i+1} + x_{2m-i} - x_{2m-i+1}$ in S_D^0 ; and f in S_C^m is glued to $x_m - x_{m+1}$ in S_D^0 . So, in total, f_C is glued to f_D as required by (2.6) and (2.7).

The above gluing rules work with either geometry (4.11), (4.12) for $\mathfrak{sp}(m)$ except in the case when $\mathfrak{sp}(m) = \mathfrak{sp}(1)$ and $\mathfrak{sp}(1)$ has another neighboring gauge algebra equal to $\mathfrak{so}(19)$. In this case, we have to give separate gluing rules between $\mathfrak{sp}(m) = \mathfrak{sp}(1)$ and $\mathfrak{su}(n) = \mathfrak{su}(1)$:

- f in S_C^0 is glued to $f - x_1 - x_2$ in S_D^0 .
- $f - x_1$ in S_C^1 is glued to x_1 in S_D^0 . x_1 in S_C^1 is glued to x_2 in S_D^0 .

5.3 Gluing of $\mathfrak{sp}(m), m \geq 1$ and $\mathfrak{so}(2r), r \geq 4$

For $r \geq 5$, this constructs a half-hyper in the bifundamental of $\mathfrak{sp}(m)$ and $\mathfrak{so}(2r)$. We use r blowups on S_C^0 and m pairs of blowups corresponding to fundamental representation on S_D^r for gluing. For $r = 4$, this constructs a half-hyper in the fundamental \otimes spinor of $\mathfrak{sp}(m) \oplus \mathfrak{so}(8)$. We use r blowups on S_C^0 and m pairs of blowups corresponding to spinor representation on $S_D^r = S_D^4$ for gluing. We can give the following gluing rules which work uniformly for both $r = 4$ and $r \geq 5$ cases:

- $f - x_1 - x_2$ in S_C^0 is glued to f in S_D^0 .
- $x_i - x_{i+1}$ in S_C^0 is glued to f in S_D^i for $i = 1, \dots, r - 1$.

- x_{r-1} in S_C^0 is glued to $f - x_1$ in S_D^r . x_r in S_C^0 is glued to y_1 in S_D^r .
- $y_{i+1} - y_i$ and $x_i - x_{i+1}$ in S_D^r are glued to two copies of f in S_C^i for $i = 1, \dots, m-1$.
- $x_m - y_m$ in S_D^r is glued to f in S_C^m .

It can be checked easily that f_C is indeed glued to f_D .

Recall that we actually associated two geometries (4.11) and (4.12) to $\mathfrak{sp}(m)$. Whenever $2m + 8 > r$, we can use either geometry. When $2m + 8 = r$, we must use the geometry (4.11).

5.4 Gluing of $\mathfrak{sp}(m)$, $m \geq 1$ and $\mathfrak{so}(2r+1)$, $r \geq 4$

This constructs a half-hyper in the bifundamental of $\mathfrak{sp}(m)$ and $\mathfrak{so}(2r+1)$. In this case, we must use the geometry (4.12). We use r blowups on S_C^0 , the single blowup on S_C^m and m pairs of blowups corresponding to fundamental representation on S_D^r for gluing:

- $f - x_1 - x_2$ in S_C^0 is glued to f in S_D^0 .
- $x_i - x_{i+1}$ in S_C^0 is glued to f in S_D^i for $i = 1, \dots, r-1$.
- x_r in S_C^0 is glued to x_1 in S_D^r . x_r in S_C^0 is glued to y_1 in S_D^r .
- $y_{i+1} - y_i$ and $x_{i+1} - x_i$ in S_D^r are glued to two copies of f in S_C^i for $i = 1, \dots, m-1$.
- $f - x_m$ in S_D^r is glued to x in S_C^m . $f - y_m$ in S_D^r is glued to $f - x$ in S_C^m .

One can check that the corresponding elliptic fibers are identified with each other.

One curious fact that one can notice is that the total gluing curve between S_C^m and S_D^r is identified as f inside S_C^m , and does not involve x . This means that x does not participate in the intersection numbers related to the above gluing and, hence, can participate in other gluings without spoiling consistency. For example, if we want a configuration $\mathfrak{so}(4m - 2r + 15) - \mathfrak{sp}(m) - \mathfrak{so}(2r + 1)$, then some blowup on $\mathfrak{sp}(m)$ must participate in both the gluings $\mathfrak{sp}(m) - \mathfrak{so}(4m - 2r + 15)$ and $\mathfrak{sp}(m) - \mathfrak{so}(2r + 1)$, and only the above mentioned blowup x on S^m associated to $\mathfrak{sp}(m)$ can do so consistently.

5.5 Gluing of $\mathfrak{sp}(m)$, $m \geq 1$ and $\mathfrak{so}(7)$

This gluing produces a half-hyper in the fundamental \otimes spinor of $\mathfrak{sp}(m) \oplus \mathfrak{so}(7)$. We use 4 blowups on S_C^0 and m out of $8 - 2k$ pairs of blowups associated to the spinor representation on S_D^1 :

- $f - x_1 - x_2$ in S_C^0 is glued to f in S_D^0 .

- $x_2 - x_3$ in S_C^0 is glued to f in S_D^2 .
- $x_1 - x_2$ and $x_3 - x_4$ in S_C^0 are glued to two copies of f in S_D^3 .
- x_3 in S_C^0 is glued to $f - x_1$ in S_D^1 . x_4 in S_C^0 is glued to y_1 in S_D^1 .
- $y_{i+1} - y_i$ and $x_i - x_{i+1}$ in S_D^1 are glued to two copies of f in S_C^i for $i = 1, \dots, m-1$.
- $x_m - y_m$ in S_D^1 is glued to f in S_C^m .

For $\mathfrak{sp}(m)$, we can use either geometry (4.11) or (4.12).

We should keep in mind that the formal gauge algebra $\mathfrak{sp}(1) = \mathfrak{su}(2)$. Thus the above gluing rules apply both to $\mathfrak{sp}(1)$ on $C^2 = -1$ and to $\mathfrak{su}(2)$ on $C^2 = -2$.

5.6 Gluing of $\mathfrak{sp}(m)$, $m \geq 1$ and \mathfrak{g}_2

This constructs a half-hyper in the fundamental $\otimes 7$ of $\mathfrak{sp}(m) \oplus \mathfrak{g}_2$. We must use the geometry (4.12) for $\mathfrak{sp}(m)$. For gluing, we use 3 blowups on S_C^0 , the single blowup on S_C^m and m pairs of blowups on S_D^2 :

- $f - x_1 - x_2$ in S_C^0 is glued to f in S_D^0 .
- $x_2 - x_3$ in S_C^0 is glued to f in S_D^2 .
- $x_1 - x_2$ in S_C^0 is glued to f in S_D^1 . x_3 in S_C^0 is glued to x_1 in S_D^1 . x_3 in S_C^0 is glued to y_1 in S_D^1 .
- $y_{i+1} - y_i$ and $x_{i+1} - x_i$ in S_D^1 are glued to two copies of f in S_C^i for $i = 1, \dots, m-1$.
- $f - x_m$ in S_D^1 is glued to x in S_C^m . $f - y_m$ in S_D^1 is glued to $f - x$ in S_C^m .

Similar remarks as towards the end of Section 5.4 apply here to x in S_C^m . We should keep in mind that the formal gauge algebra $\mathfrak{sp}(1) = \mathfrak{su}(2)$. Thus the above gluing rules apply both to $\mathfrak{sp}(1)$ on $C^2 = -1$ and to $\mathfrak{su}(2)$ on $C^2 = -2$. In the case of $\mathfrak{su}(2)$ on -2 curve, we must use the geometry (4.3).

5.7 Gluings of $\mathfrak{sp}(0) = \mathbf{E}$ -string

In F-theory configurations constructing 6d SCFTs, a -1 curve D in B carrying $\mathfrak{sp}(0)$ can only intersect at most two compact holomorphic curves. The sum of possible gauge algebras carried by compact holomorphic curves intersecting D must be a subalgebra of \mathfrak{e}_8 and all the possible values are collected in Table 2. Each gauge algebra summand is realized on a compact holomorphic curve intersecting D . Thus when we have two summands $\mathfrak{g}_C \oplus \mathfrak{g}_E$, then we have two curves C and E in B carrying \mathfrak{g}_C and \mathfrak{g}_E

respectively intersecting D . However, when we have a single summand \mathfrak{g}_C , then we can either have one curve C carrying \mathfrak{g}_C intersecting D , or we can have two curves C and E carrying \mathfrak{g}_C and $\mathfrak{g}_E = \mathfrak{su}(1)$ intersecting D . See Table 1 for the possible fiber types corresponding to $\mathfrak{su}(1)$.

Rank	$\mathfrak{g}_C \oplus \mathfrak{g}_E$
8	$\mathfrak{e}_8, \mathfrak{so}(16), \mathfrak{su}(9), \mathfrak{e}_7 \oplus \mathfrak{su}(2), \mathfrak{e}_6 \oplus \mathfrak{su}(3), \mathfrak{so}(8) \oplus \mathfrak{so}(8), \mathfrak{so}(10) \oplus \mathfrak{su}(4)$
7	$\mathfrak{e}_7, \mathfrak{so}(14, 15), \mathfrak{su}(8), \mathfrak{e}_6 \oplus \mathfrak{su}(2), \mathfrak{so}(8, 9) \oplus \mathfrak{so}(7), \mathfrak{so}(12, 13) \oplus \mathfrak{su}(2), \mathfrak{so}(10) \oplus \mathfrak{su}(3), \mathfrak{so}(8, 9) \oplus \mathfrak{su}(4)$
6	$\mathfrak{e}_6, \mathfrak{so}(12, 13), \mathfrak{su}(7), \mathfrak{f}_4 \oplus \mathfrak{g}_2, \mathfrak{f}_4 \oplus \mathfrak{su}(3), \mathfrak{so}(8, 9) \oplus \mathfrak{g}_2, \mathfrak{so}(7) \oplus \mathfrak{so}(7), \mathfrak{so}(10, 11) \oplus \mathfrak{su}(2), \mathfrak{so}(8, 9) \oplus \mathfrak{su}(3), \mathfrak{so}(7) \oplus \mathfrak{su}(4)$
5	$\mathfrak{so}(10, 11), \mathfrak{su}(6), \mathfrak{f}_4 \oplus \mathfrak{su}(2), \mathfrak{so}(7) \oplus \mathfrak{g}_2, \mathfrak{su}(4) \oplus \mathfrak{g}_2, \mathfrak{so}(8, 9) \oplus \mathfrak{su}(2), \mathfrak{so}(7) \oplus \mathfrak{su}(3)$
4	$\mathfrak{so}(8, 9), \mathfrak{su}(5), \mathfrak{f}_4, \mathfrak{g}_2 \oplus \mathfrak{g}_2, \mathfrak{su}(3) \oplus \mathfrak{g}_2, \mathfrak{so}(7) \oplus \mathfrak{su}(2), \mathfrak{su}(3) \oplus \mathfrak{su}(3)$
3	$\mathfrak{so}(7), \mathfrak{su}(4), \mathfrak{su}(2) \oplus \mathfrak{g}_2$
2	$\mathfrak{g}_2, \mathfrak{su}(3)$
1	$\mathfrak{su}(2)$

Table 2. Possible gauge algebras that can surround a -1 curve carrying $\mathfrak{sp}(0)$.

Recall that the surface corresponding to $\mathfrak{sp}(0)$ is $S_D = (\mathbb{P}^2)^9$, that is \mathbb{P}^2 blown up at 9 points. \mathbb{P}^2 has a single curve l with self-intersection $l^2 = 1$. Let's denote the nine blowups as x_1, \dots, x_9 . We will always choose x_9 to be the curve gluing S_D to B . The elliptic fiber is the curve $f_D = 3l - \sum x_i$, which can be verified to have genus one and self-intersection zero.

Since coupling to $\mathfrak{sp}(0)$ does not gauge any matter transforming under \mathfrak{g}_C , none of the blowups on the collection of surfaces S_C can be involved in the gluing. This means that the curves gluing S_C^i to S_D must be the fibers f_C^i of the Hirzebruch surface S_C^i . Similar comments apply to the gluing of S_E to S_D whenever D has another neighbor E .

5.7.1 Simply laced

Consider first the case when the formal gauge algebra over C is simply laced. We regard $\mathfrak{sp}(1) = \mathfrak{su}(2)$ and $\mathfrak{su}(1)$ as simply laced. In this case, we claim that the curve gluing S_C^i to S_D must be a *single copy* of the fiber f_C^i . Say f_C^i is glued to some curve $D[f_C^i]$ inside $S_D = (\mathbb{P}^2)^9$. By (2.4), the self-intersection of $D[f_C^i]$ in S_D must be -2 . Moreover, since f_C^i intersect in the pattern of affine Dynkin diagram for \mathfrak{g}_C , the consistency of

One can check that all the curves have self-intersection -2 and that they intersect in the pattern displayed in the above graph, which is the pattern of affine Dynkin diagram for \mathfrak{e}_8 . Moreover, one can check that if one adds all the curves with the multiplicities shown in Figure 1, then one obtains $3l - \sum x_i$. Similar comments apply to all of the diagrams below and so we won't repeat them.

Now we can also tie up a loose end from Section 2.4. There we claimed that the surface corresponding to E-string theory should be regarded as \mathbb{P}^2 blown up at 9 points rather than \mathbb{F}_1 blown up at 8 points, even though the two descriptions match when all the blowups are generic. We claimed that when we have collisions of E-string with other curves, the blowups are not generic and for some cases we are forced to use some non-generic configuration of blowups that can be written as $(\mathbb{P}^2)^9$ but not as \mathbb{F}_1^8 .

In fact, the above configuration of gluing curves implies that S_D cannot be written as \mathbb{F}_1 blown up at 8 non-generic points. For if it was possible, then x_9 would become the curve e since these are the curves that glue to B . Moreover, $x_i, i = 1, \dots, 8$ would become the 8 blowups on \mathbb{F}_1 . But then the curve gluing $x_8 - x_9$ gluing S_D to S_C^0 would become $x_8 - e$ which cannot be holomorphic in \mathbb{F}_1^8 thus leading to a contradiction.

$$\underline{\mathfrak{g}_C = \mathfrak{so}(16)} :$$

$$\begin{array}{ccccccccccc} & & 2l - x_1 - x_2 - x_4 - x_5 - x_6 - x_7 & & & & l - x_1 - x_2 - x_3 & & & & \\ & & | & & & & | & & & & \\ x_8 - x_9 & \text{---} & x_7 - x_8 & \text{---} & x_6 - x_7 & \text{---} & x_5 - x_6 & \text{---} & x_4 - x_5 & \text{---} & x_1 - x_4 & \text{---} & x_2 - x_1 \end{array}$$

$$\underline{\mathfrak{g}_C = \mathfrak{su}(9)} :$$

$$\begin{array}{ccccccccccccccc} & & & & & & 3l - x_1 - x_2 - 2x_3 - x_4 - x_5 - x_6 - x_7 - x_8 & & & & & & & & \\ & & & & & & / & & & & \backslash & & & & \\ x_8 - x_9 & \text{---} & x_7 - x_8 & \text{---} & x_6 - x_7 & \text{---} & x_5 - x_6 & \text{---} & x_4 - x_5 & \text{---} & x_1 - x_4 & \text{---} & x_2 - x_1 & \text{---} & x_3 - x_2 \end{array}$$

$$\underline{\mathfrak{g}_C \oplus \mathfrak{g}_E = \mathfrak{e}_7 \oplus \mathfrak{su}(2)} :$$

$$\begin{array}{ccccccccccc}
& & & & & l - x_1 - x_2 - x_3 & & & & & \\
& & & & & | & & & & & \\
x_6 - x_7 & \text{---} & x_5 - x_6 & \text{---} & x_4 - x_5 & \text{---} & x_1 - x_4 & \text{---} & x_2 - x_1 & \text{---} & x_3 - x_2 & \text{---} & l - x_3 - x_8 - x_9
\end{array}$$

$$x_8 - x_9 \text{ === } 3l - x_1 - x_2 - x_3 - x_4 - x_5 - x_6 - x_7 - 2x_8$$

where the connected graph towards the top is used to glue to \mathfrak{e}_7 and the connected graph towards the bottom is used to glue to $\mathfrak{su}(2)$. The double edge denotes the fact that the adjacent curves intersect at two points. The fact that the graphs are disconnected denotes the fact that none of the curves in the top graph intersect any of the curves in the bottom graph.

$$\underline{\mathfrak{g}_C \oplus \mathfrak{g}_E = \mathfrak{e}_6 \oplus \mathfrak{su}(3) :}$$

$$\begin{array}{ccccccc}
& & & & & l - x_7 - x_8 - x_9 & \\
& & & & & | & \\
& & & & & l - x_1 - x_2 - x_3 & \\
& & & & & | & \\
x_5 - x_6 & \text{---} & x_4 - x_5 & \text{---} & x_1 - x_4 & \text{---} & x_2 - x_1 & \text{---} & x_3 - x_2 \\
\\
3l - x_1 - x_2 - x_3 - x_4 - x_5 - x_6 - 2x_7 - x_8 & & & & & & \\
& \swarrow & & \searrow & & & \\
x_8 - x_9 & \text{---} & & & & & x_7 - x_8
\end{array}$$

$$\underline{\mathfrak{g}_C \oplus \mathfrak{g}_E = \mathfrak{so}(8) \oplus \mathfrak{so}(8) :}$$

$$\begin{array}{ccccc}
& & 2l - x_1 - x_2 - x_4 - x_5 - x_6 - x_7 & & \\
& & | & & \\
x_8 - x_9 & \text{---} & x_7 - x_8 & \text{---} & x_6 - x_7 \\
& & | & & \\
& & l - x_3 - x_6 - x_7 & & \\
& & & & \\
& & l - x_1 - x_2 - x_3 & & \\
& & | & & \\
x_4 - x_5 & \text{---} & x_1 - x_4 & \text{---} & x_2 - x_1 \\
& & | & & \\
& & 2l - x_1 - x_2 - x_6 - x_7 - x_8 - x_9 & &
\end{array}$$

$$\underline{\mathfrak{g}_C \oplus \mathfrak{g}_E = \mathfrak{so}(10) \oplus \mathfrak{su}(4):}$$

$$\begin{array}{ccccccc}
& l - x_1 - x_2 - x_3 & & 2l - x_2 - x_3 - x_6 - x_7 - x_8 - x_9 & & & \\
& | & & | & & & \\
x_4 - x_5 & \text{---} & x_1 - x_4 & \text{---} & x_2 - x_1 & \text{---} & x_3 - x_2 \\
& & & & & & \\
& & 3l - x_1 - x_2 - x_3 - x_4 - x_5 - 2x_6 - x_7 - x_8 & & & & \\
& & \swarrow & & \searrow & & \\
& x_8 - x_9 & & & & x_6 - x_7 & \\
& & \searrow & & \swarrow & & \\
& & x_7 - x_8 & & & &
\end{array}$$

$$\underline{\mathfrak{g}_C = \mathfrak{e}_7:}$$

$$\begin{array}{ccccccccccc}
& & & & l - x_1 - x_2 - x_3 & & & & & & \\
& & & & | & & & & & & \\
x_6 - x_7 & \text{---} & x_5 - x_6 & \text{---} & x_4 - x_5 & \text{---} & x_1 - x_4 & \text{---} & x_2 - x_1 & \text{---} & x_3 - x_2 & \text{---} & l - x_3 - x_8 - x_9
\end{array}$$

$$\underline{\mathfrak{g}_C = \mathfrak{so}(14):}$$

$$\begin{array}{ccccccc}
 2l - x_1 - x_2 - x_4 - x_5 - x_6 - x_7 & & & & & & l - x_1 - x_3 - x_4 \\
 | & & & & & & | \\
 x_8 - x_9 & \text{---} & x_7 - x_8 & \text{---} & x_6 - x_7 & \text{---} & x_5 - x_6 & \text{---} & x_4 - x_5 & \text{---} & x_1 - x_4
 \end{array}$$

$$\mathfrak{g}_C = \mathfrak{su}(8):$$

$$\begin{array}{c}
 3l - x_1 - 2x_2 - x_3 - x_4 - x_5 - x_6 - x_7 - x_8 \\
 \diagdown \qquad \qquad \qquad \diagup \\
 x_8 - x_9 \quad x_7 - x_8 \quad x_6 - x_7 \quad x_5 - x_6 \quad x_4 - x_5 \quad x_1 - x_4 \quad x_2 - x_1
 \end{array}$$

$$\underline{\mathfrak{g}_C \oplus \mathfrak{g}_E = \mathfrak{e}_6 \oplus \mathfrak{su}(2):}$$

$$\begin{array}{ccccccc}
 & & l - x_7 - x_8 - x_9 & & & & \\
 & & | & & & & \\
 & & l - x_1 - x_2 - x_3 & & & & \\
 & & | & & & & \\
 x_5 - x_6 & \text{---} & x_4 - x_5 & \text{---} & x_1 - x_4 & \text{---} & x_2 - x_1 & \text{---} & x_3 - x_2
 \end{array}$$

$$x_8 - x_9 \equiv\equiv 3l - x_1 - x_2 - x_3 - x_4 - x_5 - x_6 - x_7 - 2x_8$$

$$\underline{\mathfrak{g}_C \oplus \mathfrak{g}_E = \mathfrak{so}(12) \oplus \mathfrak{su}(2):}$$

$$\begin{array}{ccccccc}
2l - x_1 - x_2 - x_4 - x_5 - x_8 - x_9 & & & & l - x_1 - x_2 - x_3 & & \\
& \downarrow & & & \downarrow & & \\
x_6 - x_7 & \text{---} & x_5 - x_6 & \text{---} & x_4 - x_5 & \text{---} & x_1 - x_4 & \text{---} & x_2 - x_1
\end{array}$$

$$x_8 - x_9 \text{=====} 3l - x_1 - x_2 - x_3 - x_4 - x_5 - x_6 - x_7 - 2x_8$$

$$\underline{\mathfrak{g}_C \oplus \mathfrak{g}_E = \mathfrak{so}(10) \oplus \mathfrak{su}(3):}$$

$$\begin{array}{ccccccc}
l - x_1 - x_2 - x_3 & & & & 2l - x_2 - x_3 - x_6 - x_7 - x_8 - x_9 & & \\
& \downarrow & & & \downarrow & & \\
x_4 - x_5 & \text{---} & x_1 - x_4 & \text{-----} & x_2 - x_1 & \text{---} & x_3 - x_2
\end{array}$$

$$\begin{array}{ccc}
3l - x_1 - x_2 - x_3 - x_4 - x_5 - x_6 - 2x_7 - x_8 & & \\
& \swarrow \quad \searrow & \\
x_8 - x_9 & \text{-----} & x_7 - x_8
\end{array}$$

$$\underline{\mathfrak{g}_C \oplus \mathfrak{g}_E = \mathfrak{so}(8) \oplus \mathfrak{su}(4):}$$

$$\begin{array}{ccccc}
& & 2l - x_2 - x_3 - x_6 - x_7 - x_8 - x_9 & & \\
& & \downarrow & & \\
x_1 - x_4 & \text{---} & x_2 - x_1 & \text{---} & x_3 - x_2 \\
& & \downarrow & & \\
& & l - x_2 - x_3 - x_5 & &
\end{array}$$

$$\begin{array}{ccc}
3l - x_1 - x_2 - x_3 - x_4 - x_5 - 2x_6 - x_7 - x_8 & & \\
& \swarrow \quad \searrow & \\
x_8 - x_9 & & x_6 - x_7 \\
& \searrow \quad \swarrow & \\
& x_7 - x_8 &
\end{array}$$

$$\underline{\mathfrak{g}_C = \mathfrak{e}_6}:$$

$$\begin{array}{ccccccc}
& & l - x_7 - x_8 - x_9 & & & & \\
& & | & & & & \\
& & l - x_1 - x_2 - x_3 & & & & \\
& & | & & & & \\
x_5 - x_6 & \text{---} & x_4 - x_5 & \text{---} & x_1 - x_4 & \text{---} & x_2 - x_1 & \text{---} & x_3 - x_2
\end{array}$$

$$\underline{\mathfrak{g}_C = \mathfrak{so}(12)}:$$

$$\begin{array}{ccccccc}
2l - x_1 - x_2 - x_4 - x_5 - x_8 - x_9 & & l - x_1 - x_2 - x_3 & & & & \\
& | & & | & & & \\
x_6 - x_7 & \text{---} & x_5 - x_6 & \text{---} & x_4 - x_5 & \text{---} & x_1 - x_4 & \text{---} & x_2 - x_1
\end{array}$$

$$\underline{\mathfrak{g}_C = \mathfrak{su}(7)}:$$

$$\begin{array}{ccccccc}
& & 3l - 2x_1 - x_2 - x_3 - x_4 - x_5 - x_6 - x_7 - x_8 & & & & \\
& \swarrow & & \searrow & & & \\
x_8 - x_9 & \text{---} & x_7 - x_8 & \text{---} & x_6 - x_7 & \text{---} & x_5 - x_6 & \text{---} & x_4 - x_5 & \text{---} & x_1 - x_4
\end{array}$$

$$\underline{\mathfrak{g}_C \oplus \mathfrak{g}_E = \mathfrak{so}(10) \oplus \mathfrak{su}(2)}:$$

$$\begin{array}{ccccccc}
l - x_1 - x_2 - x_3 & & 2l - x_2 - x_3 - x_6 - x_7 - x_8 - x_9 & & & & \\
& | & & | & & & \\
x_4 - x_5 & \text{---} & x_1 - x_4 & \text{---} & x_2 - x_1 & \text{---} & x_3 - x_2
\end{array}$$

$$x_8 - x_9 \text{ ===== } 3l - x_1 - x_2 - x_3 - x_4 - x_5 - x_6 - x_7 - 2x_8$$

$$\underline{\mathfrak{g}_C \oplus \mathfrak{g}_E = \mathfrak{so}(8) \oplus \mathfrak{su}(3):}$$

$$\begin{array}{ccccc}
 & & 2l - x_2 - x_3 - x_6 - x_7 - x_8 - x_9 & & \\
 & & | & & \\
 x_1 - x_4 & \text{---} & x_2 - x_1 & \text{---} & x_3 - x_2 \\
 & & | & & \\
 & & l - x_2 - x_3 - x_5 & &
 \end{array}$$

$$\mathfrak{g}_C = \mathfrak{so}(10):$$

$$\begin{array}{ccccc}
 l - x_1 & x_2 - x_3 & 2l - x_2 - x_3 - x_6 - x_7 - x_8 - x_9 & & \\
 & | & | & & \\
 x_4 - x_5 & \text{---} x_1 - x_4 \text{---} & x_2 - x_1 & \text{---} & x_3 - x_7
 \end{array}$$

$$\mathfrak{g}_C = \mathfrak{su}(6):$$

$$\begin{array}{c}
 3l - x_1 - x_2 - x_3 - 2x_4 - x_5 - x_6 - x_7 - x_8 \\
 \swarrow \quad \searrow \\
 x_8 - x_9 \quad x_7 - x_8 \quad x_6 - x_7 \quad x_5 - x_6 \quad x_4 - x_3
 \end{array}$$

$$\mathfrak{g}_C \oplus \mathfrak{g}_E = \mathfrak{so}(8) \oplus \mathfrak{su}(2):$$

$$\begin{array}{ccccc}
& & 2l - x_2 - x_3 - x_6 - x_7 - x_8 - x_9 & & \\
& & | & & \\
x_1 - x_4 & \text{---} & x_2 - x_1 & \text{---} & x_3 - x_2 \\
& & | & & \\
& & l - x_2 - x_3 - x_5 & &
\end{array}$$

$$x_8 - x_9 \equiv 3l - x_1 - x_2 - x_3 - x_4 - x_5 - x_6 - x_7 - 2x_8$$

$$\underline{\mathfrak{g}_C \oplus \mathfrak{g}_E = \mathfrak{su}(3) \oplus \mathfrak{su}(3):}$$

$$\begin{array}{ccc}
& 3l - x_1 - x_2 - x_3 - x_4 - x_5 - x_6 - 2x_7 - x_8 & \\
& \swarrow \quad \searrow & \\
x_8 - x_9 & \text{---} & x_7 - x_8 \\
\\
& 3l - 2x_1 - x_2 - x_3 - x_4 - x_6 - 2x_7 - x_8 - x_9 & \\
& \swarrow \quad \searrow & \\
x_4 - x_5 & \text{---} & x_1 - x_4
\end{array}$$

$$\underline{\mathfrak{g}_C = \mathfrak{so}(8):}$$

$$\begin{array}{ccccc}
& & 2l - x_2 - x_3 - x_6 - x_7 - x_8 - x_9 & & \\
& & | & & \\
x_1 - x_4 & \text{---} & x_2 - x_1 & \text{---} & x_3 - x_2 \\
& & | & & \\
& & l - x_2 - x_3 - x_5 & &
\end{array}$$

$$\underline{\mathfrak{g}_C = \mathfrak{su}(5):}$$

$$\begin{array}{c}
3l - x_1 - x_2 - x_3 - x_4 - 2x_5 - x_6 - x_7 - x_8 \\
\swarrow \quad \searrow \\
x_8 - x_9 \quad \text{---} \quad x_7 - x_8 \quad \text{---} \quad x_6 - x_7 \quad \text{---} \quad x_5 - x_6
\end{array}$$

$$\underline{\mathfrak{g}_C = \mathfrak{su}(4):}$$

$$\begin{array}{ccccc}
& & 3l - x_1 - x_2 - x_3 - x_4 - x_5 - 2x_6 - x_7 - x_8 & & \\
& \swarrow & & \searrow & \\
x_8 - x_9 & & & & x_6 - x_7 \\
& \searrow & & \swarrow & \\
& & x_7 - x_8 & &
\end{array}$$

$$\underline{\mathfrak{g}_C = \mathfrak{su}(3):}$$

$$\begin{array}{ccc}
3l - x_1 - x_2 - x_3 - x_4 - x_5 - x_6 - 2x_7 - x_8 \\
\swarrow \quad \searrow \\
x_8 - x_9 \quad \text{---} \quad x_7 - x_8
\end{array}$$

$$\underline{\mathfrak{g}_C = \mathfrak{su}(2):}$$

$$x_8 - x_9 \quad \text{====} \quad 3l - x_1 - x_2 - x_3 - x_4 - x_5 - x_6 - x_7 - 2x_8$$

5.7.2 Non-simply laced

Now we move onto the other cases in Table 2 in which at least one of $\mathfrak{g}_C, \mathfrak{g}_E$ is non-simply laced. We have already found a set of gluing curves $D[f_C^i]$ for each simply laced $\mathfrak{g}_C \subseteq \mathfrak{e}_8$. Now consider a folding of \mathfrak{g}_C giving rise to a non-simply laced algebra \mathfrak{h}_C and let C carry \mathfrak{h}_C . The action of folding can be represented as identifications of fibers $f_C^i \sim f_C^j$. We call the resulting fibers obtained after folding as $f_C^{i'} = f_C^i \sim f_C^j$. Let us call the collection of surfaces living over C associated to \mathfrak{h}_C as S_C' with the irreducible components being $S_C^{i'}$. $S_C^{i'}$ is defined to be the surface carrying fiber $f_C^{i'}$. The curves gluing S_D to S_C' can then again be taken as the curves $D[f_C^i]$ that we discussed above. The only difference is that $D[f_C^i]$ and $D[f_C^j]$ each glue to a copy of $f_C^{i'}$. This automatically satisfies (2.6) as well since $D[f_C^i]$ satisfy (2.6).

One important difference compared to the simply laced case is that the constraint due to consistency of triple intersection numbers is slightly relaxed in this case since in transitioning from S_C^i to $S_C^{i'}$ the number of surfaces decrease but the number of gluing curves $D[f_C^i]$ remain the same. Whereas earlier we had to satisfy (5.5), now we only need to satisfy

$$\left(\sum_{i \rightarrow i'} D[f_C^i] \right) \cdot \left(\sum_{k \rightarrow k'} D[f_E^k] \right) = 0 \quad (5.6)$$

where the sum over $i \rightarrow i'$ means that we sum those f_C^i which become a copy of $f_C^{i'}$ under monodromy. This means that certain possibilities of $\mathfrak{g}_C \oplus \mathfrak{g}_E$ were not allowed due to the non-existence of gluing curves satisfying (5.5), but their foldings are allowed. For example, $\mathfrak{e}_6 \oplus \mathfrak{so}(8)$ is not allowed but $\mathfrak{f}_4 \oplus \mathfrak{g}_2$ is allowed, and this can be understood as the difference between the consistency conditions (5.5) vs. (5.6) required of the gluing curves.

Another small constraint that we have to keep in mind is that our choice of flop frames in Section 4 for non-simply laced algebras was such that the surface S^0 glued to B never participated in the monodromy. This imposes a constraint on our gluing curves below that the curve containing x_9 is not allowed to participate in folding. Let us provide the gluing curves now.

$$\underline{\mathfrak{g}_C = \mathfrak{so}(15)}:$$

$$\begin{array}{ccccccccccc} & & 2l - x_1 - x_2 - x_4 - x_5 - x_6 - x_7 & & & & & & & & \\ & & | & & & & & & & & \\ x_8 - x_9 & \text{---} & x_7 - x_8 & \text{---} & x_6 - x_7 & \text{---} & x_5 - x_6 & \text{---} & x_4 - x_5 & \text{---} & x_1 - x_4 = x_2 - x_1, l - x_1 - x_2 - x_3 \end{array}$$

which is simply a folded version of the graph for $\mathfrak{so}(16)$, where we have folded the right end of the graph for $\mathfrak{so}(16)$. Note that, as commented above, we could not have folded the left end of $\mathfrak{so}(16)$ since it contains the curve containing x_9 . The entry $x_2 - x_1, l - x_1 - x_2 - x_3$ at the rightmost node of the graph means that we have two curves namely $x_2 - x_1$ and $l - x_1 - x_2 - x_3$ gluing to different copies of the same fiber in the collection S_C . The double edge between $x_2 - x_1, l - x_1 - x_2 - x_3$ and $x_1 - x_4$ indicates the intersection of $x_1 - x_4$ with the sum of $x_2 - x_1$ and $l - x_1 - x_2 - x_3$. From now on, if carries multiple curves ℓ, ℓ', \dots then the edges to that node will always signify the total intersection with $\ell + \ell' + \dots$.

$$\mathfrak{g}_C \oplus \mathfrak{g}_E = \mathfrak{so}(9) \oplus \mathfrak{so}(7):$$

$$\begin{array}{c}
2l - x_1 - x_2 - x_4 - x_5 - x_6 - x_7 \\
\quad \quad \quad \downarrow \\
x_8 - x_9 \text{ --- } x_7 - x_8 \text{ --- } x_6 - x_7 \text{ === } x_5 - x_6, l - x_3 - x_5 - x_6
\end{array}$$

$$\begin{array}{c}
2l - x_1 - x_2 - x_6 - x_7 - x_8 - x_9 \\
\quad \quad \quad \downarrow \\
x_4 - x_5 \text{ --- } x_1 - x_4 \text{ === } x_2 - x_1, l - x_1 - x_2 - x_3
\end{array}$$

Notice that if we unfold the graphs, then we would obtain gluing curves for $\mathfrak{so}(10)$ and $\mathfrak{so}(8)$ but they will mutually intersect with each other thus violating (5.5) and in fact $\mathfrak{so}(10) \oplus \mathfrak{so}(8)$ is not an allowed value for $\mathfrak{g}_C \oplus \mathfrak{g}_E$ as can be seen from Table 2.

$$\mathfrak{g}_C \oplus \mathfrak{g}_E = \mathfrak{so}(13) \oplus \mathfrak{su}(2):$$

$$\begin{array}{c}
2l - x_1 - x_2 - x_4 - x_5 - x_6 - x_7 \\
| \\
x_8 - x_9 \text{ --- } x_7 - x_8 \text{ --- } x_6 - x_7 \text{ --- } x_5 - x_6 \text{ --- } x_4 - x_5 \equiv x_1 - x_4, l - x_1 - x_3 - x_4 \\
\\
x_2 - x_1 \equiv \equiv \equiv 3l - 2x_2 - x_3 - x_4 - x_5 - x_6 - x_7 - x_8 - x_9
\end{array}$$

$$\underline{\mathfrak{g}_C \oplus \mathfrak{g}_E = \mathfrak{so}(9) \oplus \mathfrak{su}(4):}$$

$$\begin{array}{ccccccc} & & & 2l - x_2 - x_3 - x_6 - x_7 - x_8 - x_9 & & & \\ & & & | & & & \\ l - x_1 - x_2 - x_3, x_4 - x_5 & \equiv & x_1 - x_4 & \text{---} & x_2 - x_1 & \text{---} & x_3 - x_2 \end{array}$$

$$\begin{array}{ccc} 3l - x_1 - x_2 - x_3 - x_4 - x_5 - 2x_6 - x_7 - x_8 & & \\ & \swarrow \quad \searrow & \\ x_8 - x_9 & & x_6 - x_7 \\ & \searrow \quad \swarrow & \\ & x_7 - x_8 & \end{array}$$

$$\underline{\mathfrak{g}_C = \mathfrak{so}(13):}$$

$$\begin{array}{ccccccccccc} & & & 2l - x_1 - x_2 - x_4 - x_5 - x_6 - x_7 & & & & & & & \\ & & & | & & & & & & & \\ x_8 - x_9 & \text{---} & x_7 - x_8 & \text{---} & x_6 - x_7 & \text{---} & x_5 - x_6 & \text{---} & x_4 - x_5 & \equiv & x_1 - x_4, l - x_1 - x_3 - x_4 \end{array}$$

$$\underline{\mathfrak{g}_C \oplus \mathfrak{g}_e = \mathfrak{f}_4 \oplus \mathfrak{g}_2:}$$

$$l - x_7 - x_8 - x_9 \text{ --- } l - x_1 - x_2 - x_3 \text{ --- } x_1 - x_4 \equiv x_2 - x_1, x_4 - x_5 \equiv x_3 - x_2, x_5 - x_6$$

$$x_8 - x_9 \text{ --- } x_7 - x_8 \equiv \equiv \equiv x_6 - x_7, l - x_3 - x_6 - x_7, 2l - x_1 - x_2 - x_4 - x_5 - x_6 - x_7$$

$$\underline{\mathfrak{g}_C \oplus \mathfrak{g}_E = \mathfrak{f}_4 \oplus \mathfrak{su}(3):}$$

$$l - x_7 - x_8 - x_9 \text{ --- } l - x_1 - x_2 - x_3 \text{ --- } x_1 - x_4 \text{ === } x_2 - x_1, x_4 - x_5 \text{ === } x_3 - x_2, x_5 - x_6$$

$$\begin{array}{ccc} & 3l - x_1 - x_2 - x_3 - x_4 - x_5 - x_6 - 2x_7 - x_8 & \\ & \swarrow \quad \searrow & \\ x_8 - x_9 & \text{---} & x_7 - x_8 \end{array}$$

$$\underline{\mathfrak{g}_C \oplus \mathfrak{g}_E = \mathfrak{so}(9) \oplus \mathfrak{g}_2 :}$$

$$\begin{array}{ccccccc} & & 2l - x_2 - x_3 - x_6 - x_7 - x_8 - x_9 & & & & \\ & & | & & & & \\ x_4 - x_5, l - x_1 - x_2 - x_3 \text{ === } & x_1 - x_4 & \text{---} & x_2 - x_1 & \text{---} & x_3 - x_2 & \end{array}$$

$$x_8 - x_9 \text{ --- } x_7 - x_8 \text{ ===} x_6 - x_7, l - x_3 - x_6 - x_7, 2l - x_1 - x_2 - x_4 - x_5 - x_6 - x_7$$

$$\underline{\mathfrak{g}_C \oplus \mathfrak{g}_E = \mathfrak{so}(8) \oplus \mathfrak{g}_2 :}$$

$$\begin{array}{ccccc} & & l - x_1 - x_2 - x_3 & & \\ & & | & & \\ x_4 - x_5 & \text{---} & x_1 - x_4 & \text{---} & x_2 - x_1 \\ & & | & & \\ & & 2l - x_1 - x_2 - x_6 - x_7 - x_8 - x_9 & & \end{array}$$

$$x_8 - x_9 \text{ --- } x_7 - x_8 \text{ ===} x_6 - x_7, l - x_3 - x_6 - x_7, 2l - x_1 - x_2 - x_4 - x_5 - x_6 - x_7$$

$$\underline{\mathfrak{g}_C \oplus \mathfrak{g}_E = \mathfrak{so}(7) \oplus \mathfrak{so}(7) :}$$

$$\begin{array}{c}
2l - x_1 - x_2 - x_4 - x_5 - x_6 - x_7 \\
| \\
x_8 - x_9 \text{ --- } x_7 - x_8 \text{ === } x_6 - x_7, l - x_3 - x_6 - x_7
\end{array}$$

$$\begin{array}{c}
2l - x_1 - x_2 - x_6 - x_7 - x_8 - x_9 \\
| \\
x_4 - x_5 \text{ --- } x_1 - x_4 \text{ === } x_2 - x_1, l - x_1 - x_2 - x_3
\end{array}$$

$$\underline{\mathfrak{g}_C \oplus \mathfrak{g}_E = \mathfrak{so}(8) \oplus \mathfrak{so}(7) :}$$

$$\begin{array}{c}
l - x_1 - x_2 - x_3 \\
| \\
x_4 - x_5 \text{ --- } x_1 - x_4 \text{ --- } x_2 - x_1 \\
| \\
2l - x_1 - x_2 - x_6 - x_7 - x_8 - x_9
\end{array}$$

$$\begin{array}{c}
2l - x_1 - x_2 - x_4 - x_5 - x_6 - x_7 \\
| \\
x_8 - x_9 \text{ --- } x_7 - x_8 \text{ === } x_6 - x_7, l - x_3 - x_6 - x_7
\end{array}$$

$$\underline{\mathfrak{g}_C \oplus \mathfrak{g}_E = \mathfrak{so}(11) \oplus \mathfrak{su}(2) :}$$

$$\begin{array}{c}
2l - x_1 - x_2 - x_4 - x_5 - x_8 - x_9 \\
| \\
x_6 - x_7 \text{ --- } x_5 - x_6 \text{ --- } x_4 - x_5 \text{ --- } x_1 - x_4 \text{ === } x_2 - x_1, l - x_1 - x_2 - x_3
\end{array}$$

$$x_8 - x_9 \text{ === } 3l - x_1 - x_2 - x_3 - x_4 - x_5 - x_6 - x_7 - 2x_8$$

$$\underline{\mathfrak{g}_C \oplus \mathfrak{g}_E = \mathfrak{so}(9) \oplus \mathfrak{su}(3):}$$

$$\begin{array}{ccccccc} & & & & 2l - x_2 - x_3 - x_6 - x_7 - x_8 - x_9 & & \\ & & & & | & & \\ l - x_1 - x_2 - x_3, x_4 - x_5 & \equiv & x_1 - x_4 & \text{---} & x_2 - x_1 & \text{---} & x_3 - x_2 \end{array}$$

$$\begin{array}{ccc} 3l - x_1 - x_2 - x_3 - x_4 - x_5 - x_6 - 2x_7 - x_8 & & \\ & \swarrow \quad \searrow & \\ x_8 - x_9 & \text{---} & x_7 - x_8 \end{array}$$

$$\underline{\mathfrak{g}_C \oplus \mathfrak{g}_E = \mathfrak{so}(7) \oplus \mathfrak{su}(4):}$$

$$\begin{array}{ccccccc} & & & & 2l - x_2 - x_3 - x_6 - x_7 - x_8 - x_9 & & \\ & & & & | & & \\ x_1 - x_4 & \text{---} & x_2 - x_1 & \equiv & x_3 - x_2, l - x_2 - x_3 - x_5 & & \end{array}$$

$$\begin{array}{ccc} 3l - x_1 - x_2 - x_3 - x_4 - x_5 - 2x_6 - x_7 - x_8 & & \\ & \swarrow \quad \searrow & \\ x_8 - x_9 & & x_6 - x_7 \\ & \searrow \quad \swarrow & \\ & x_7 - x_8 & \end{array}$$

$$\underline{\mathfrak{g}_C = \mathfrak{so}(11):}$$

$$\begin{array}{ccccccccccc} & & & & 2l - x_1 - x_2 - x_4 - x_5 - x_8 - x_9 & & & & & & \\ & & & & | & & & & & & \\ x_6 - x_7 & \text{---} & x_5 - x_6 & \text{---} & x_4 - x_5 & \text{---} & x_1 - x_4 & \equiv & x_2 - x_1, l - x_1 - x_2 - x_3 & & \end{array}$$

$$\underline{\mathfrak{g}_C \oplus \mathfrak{g}_E = \mathfrak{f}_4 \oplus \mathfrak{su}(2) :}$$

$$l - x_7 - x_8 - x_9 \text{ --- } l - x_1 - x_2 - x_3 \text{ --- } x_1 - x_4 \text{ === } x_2 - x_1, x_4 - x_5 \text{ === } x_3 - x_2, x_5 - x_6$$

$$x_8 - x_9 \text{ === } 3l - x_1 - x_2 - x_3 - x_4 - x_5 - x_6 - x_7 - 2x_8$$

$$\underline{\mathfrak{g}_C \oplus \mathfrak{g}_E = \mathfrak{so}(7) \oplus \mathfrak{g}_2 :}$$

$$\begin{array}{c} 2l - x_1 - x_2 - x_6 - x_7 - x_8 - x_9 \\ | \\ x_4 - x_5 \text{ --- } x_1 - x_4 \text{ === } x_2 - x_1, l - x_1 - x_2 - x_3 \end{array}$$

$$x_8 - x_9 \text{ --- } x_7 - x_8 \text{ === } x_6 - x_7, l - x_3 - x_6 - x_7, 2l - x_1 - x_2 - x_4 - x_5 - x_6 - x_7$$

$$\underline{\mathfrak{g}_C \oplus \mathfrak{g}_E = \mathfrak{su}(4) \oplus \mathfrak{g}_2 :}$$

$$\begin{array}{ccc} & 3l - x_1 - 2x_2 - x_3 - x_4 - x_6 - x_7 - x_8 - x_9 & \\ & \swarrow \quad \searrow & \\ x_4 - x_5 & & x_2 - x_1 \\ & \searrow \quad \swarrow & \\ & x_1 - x_4 & \end{array}$$

$$x_8 - x_9 \text{ --- } x_7 - x_8 \text{ === } x_6 - x_7, l - x_3 - x_6 - x_7, 2l - x_1 - x_2 - x_4 - x_5 - x_6 - x_7$$

$$\underline{\mathfrak{g}_C \oplus \mathfrak{g}_E = \mathfrak{so}(9) \oplus \mathfrak{su}(2):}$$

$$\begin{array}{ccccccc} & & & 2l - x_2 - x_3 - x_6 - x_7 - x_8 - x_9 & & & \\ & & & | & & & \\ l - x_1 - x_2 - x_3, x_4 - x_5 & \equiv & x_1 - x_4 & \text{---} & x_2 - x_1 & \text{---} & x_3 - x_2 \end{array}$$

$$x_8 - x_9 \equiv \equiv \equiv 3l - x_1 - x_2 - x_3 - x_4 - x_5 - x_6 - x_7 - 2x_8$$

$$\underline{\mathfrak{g}_C \oplus \mathfrak{g}_E = \mathfrak{so}(7) \oplus \mathfrak{su}(3):}$$

$$\begin{array}{ccccccc} & & & 2l - x_2 - x_3 - x_6 - x_7 - x_8 - x_9 & & & \\ & & & | & & & \\ x_1 - x_4 & \text{---} & x_2 - x_1 & \equiv & x_3 - x_2, l - x_2 - x_3 - x_5 & & \end{array}$$

$$\begin{array}{ccc} 3l - x_1 - x_2 - x_3 - x_4 - x_5 - x_6 - 2x_7 - x_8 & & \\ & \swarrow \quad \searrow & \\ x_8 - x_9 & \text{---} & x_7 - x_8 \end{array}$$

$$\underline{\mathfrak{g}_C = \mathfrak{so}(9):}$$

$$\begin{array}{ccccccc} & & & 2l - x_2 - x_3 - x_6 - x_7 - x_8 - x_9 & & & \\ & & & | & & & \\ l - x_1 - x_2 - x_3, x_4 - x_5 & \equiv & x_1 - x_4 & \text{---} & x_2 - x_1 & \text{---} & x_3 - x_2 \end{array}$$

$$\underline{\mathfrak{g}_C = \mathfrak{f}_4:}$$

$$l - x_7 - x_8 - x_9 \text{ --- } l - x_1 - x_2 - x_3 \text{ --- } x_1 - x_4 \text{ === } x_2 - x_1, x_4 - x_5 \text{ === } x_3 - x_2, x_5 - x_6$$

$$\underline{\mathfrak{g}_C \oplus \mathfrak{g}_E = \mathfrak{g}_2 \oplus \mathfrak{g}_2}:$$

$$2l - x_1 - x_2 - x_6 - x_7 - x_8 - x_9 \text{ --- } x_1 - x_4 \text{ ===== } x_2 - x_1, x_4 - x_5, l - x_1 - x_2 - x_3$$

$$x_8 - x_9 \text{ --- } x_7 - x_8 \text{ ===== } x_6 - x_7, l - x_3 - x_6 - x_7, 2l - x_1 - x_2 - x_4 - x_5 - x_6 - x_7$$

$$\underline{\mathfrak{g}_C \oplus \mathfrak{g}_E = \mathfrak{su}(3) \oplus \mathfrak{g}_2}:$$

$$\begin{array}{ccc} & 3l - 2x_1 - x_2 - x_3 - x_4 - x_6 - x_7 - x_8 - x_9 & \\ & \swarrow \quad \searrow & \\ x_4 - x_5 & \text{---} & x_1 - x_4 \end{array}$$

$$x_8 - x_9 \text{ --- } x_7 - x_8 \text{ ===== } x_6 - x_7, l - x_3 - x_6 - x_7, 2l - x_1 - x_2 - x_4 - x_5 - x_6 - x_7$$

$$\underline{\mathfrak{g}_C \oplus \mathfrak{g}_E = \mathfrak{so}(7) \oplus \mathfrak{su}(2)}:$$

$$\begin{array}{c} 2l - x_2 - x_3 - x_6 - x_7 - x_8 - x_9 \\ | \\ x_1 - x_4 \text{ --- } x_2 - x_1 \text{ === } x_3 - x_2, l - x_2 - x_3 - x_5 \end{array}$$

$$x_8 - x_9 \text{ ===== } 3l - x_1 - x_2 - x_3 - x_4 - x_5 - x_6 - x_7 - 2x_8$$

$$\underline{\mathfrak{g}_C = \mathfrak{so}(7)} :$$

$$\begin{array}{c} 2l - x_2 - x_3 - x_6 - x_7 - x_8 - x_9 \\ | \\ x_1 - x_4 \text{ --- } x_2 - x_1 \text{ === } x_3 - x_2, l - x_2 - x_3 - x_5 \end{array}$$

$$\underline{\mathfrak{g}_C \oplus \mathfrak{g}_E = \mathfrak{su}(2) \oplus \mathfrak{g}_2} :$$

$$x_4 - x_5 \text{ ===== } 3l - x_1 - x_2 - x_3 - 2x_4 - x_6 - x_7 - x_8 - x_9$$

$$x_8 - x_9 \text{ --- } x_7 - x_8 \text{ ===== } x_6 - x_7, l - x_3 - x_6 - x_7, 2l - x_1 - x_2 - x_4 - x_5 - x_6 - x_7$$

$$\underline{\mathfrak{g}_C = \mathfrak{g}_2} :$$

$$x_8 - x_9 \text{ --- } x_7 - x_8 \text{ ===== } x_6 - x_7, l - x_3 - x_6 - x_7, 2l - x_1 - x_2 - x_4 - x_5 - x_6 - x_7$$

We would like to end this section by commenting about the seemingly different configurations of gluing curves that glue $\mathfrak{sp}(0)$ to some gauge algebra \mathfrak{g}_C . The different configurations can, for instance, be discovered by looking at the subgraph corresponding to gluing to \mathfrak{g}_C in the graph proposed for gluing to $\mathfrak{g}_C \oplus \mathfrak{g}_E$ and comparing it to the graph proposed for gluing to \mathfrak{g}_C alone. In many cases, these two graphs are different, and one might worry that the two different graphs lead to two different gluings. For example, one can compare the $\mathfrak{so}(8)$ subgraphs proposed in the gluing to $\mathfrak{so}(8) \oplus \mathfrak{so}(8)$ to the graph proposed in the gluing to $\mathfrak{so}(8)$. We conjecture that the different graphs should be related by automorphisms of dP_9 and hence the corresponding gluings should be equivalent. We plan to return to this point in the near future. This is related to the first item in the list presented in Section 6.

6 Future work

This work opens up many interesting directions for future research:

- First of all, the description of Mori cone $\mathcal{M}_{\tilde{\mathcal{X}}}$ of the threefold $\tilde{X}_{\tilde{\mathcal{X}}}$ in Section 2.5 was only implicit. It should be possible to flesh it out and give a more explicit description which concretely identifies the generators of $\mathcal{M}_{\tilde{\mathcal{X}}}$.
- The above can be viewed as a preliminary step towards a more explicit description of the RG flows since they are implemented by -1 curves that are generators of $\mathcal{M}_{\tilde{\mathcal{X}}}$. Once the generators of $\mathcal{M}_{\tilde{\mathcal{X}}}$ are explicitly known, as discussed in Section 2.7, blowing down and flopping the -1 curves among those generators would generate all the descendant Calabi-Yaus describing $5d$ SCFTs at the endpoints of the corresponding RG flows. In this way, it should be possible to perform a much more refined classification of $5d$ SCFTs than presented so far. This is a work currently in progress.
- It should be possible to use the ideas and results described in this work to identify T-dual pairs of supersymmetric little string theories (LSTs) admitting an F-theory construction without frozen singularities [19]. LSTs are UV complete theories in $6d$ without dynamical gravity, and are expected to have the $R \rightarrow \frac{1}{R}$ duality when compactified on a circle of radius R . Using the methods of this paper, one can associate a Calabi-Yau threefold to each LST. The T-dual theories can then be identified by the criterion that their associated Calabi-Yaus should be flop equivalent.
- In this paper, by using a duality to M-theory, we were able to associate a Calabi-Yau threefold to *untwisted* compactification of a $6d$ SCFT admitting an F-theory construction without frozen singularities. By similar dualities to M-theory, it should also be possible to associate a Calabi-Yau threefold to a *twisted* compactification of the $6d$ SCFT. Using the ideas described in Section 2, with possibly small extensions, it should then be possible to perform a sequence of flops and blowdowns to produce all $5d$ SCFTs that come from compactifications of $6d$ SCFTs admitting F-theory construction without frozen singularities.
- There are $6d$ SCFTs that can only be constructed in F-theory by using frozen singularities [4]. It would be interesting to further understand such setups and to see if their compactifications on circle admit a duality to M-theory. If they do, then the ideas discussed in this paper should presumably turn out to be useful again in classifying $5d$ SCFTs originating from such $6d$ SCFTs.

Acknowledgements

The work of LB is supported by the NSF grant PHY-1719924. The work of PJ is supported by the Harvard University Graduate Prize Fellowship.

A User's guide for Mathematica notebook *Pushforward.nb*

The Mathematica notebook *Pushforward.nb* contains a module `push[]` designed to compute triple intersection numbers $(S_i \cdot S_j \cdot S_k)_{X_r}$ associated to a basis of fibral divisors $S_{i=0,\dots,r}$ in a resolved elliptically fibered Calabi-Yau 3-fold X_r . Here, we assume X_r is realized by means of a Weierstrass model characterized by a collection of curves $\Sigma_i \subset B$ with prescribed intesection data $(\Sigma_i \cdot \Sigma_j)_B$ and with each curve carrying a particular choice of Kodaira singularity. We emphasize here that the 3-fold $X_r \subset Y_r$ is a hypersurface of a 4 dimensional projective bundle $Y_r \rightarrow B$. All classes and intersection products are initially defined in the intersection ring of Y_r .

Input

The module `push[]` is designed to accept three inputs arranged sequentially in the form

$$output = \text{push}[generators, exceptional, fibral] \quad (\text{A.1})$$

where

1. The object *generators* is a two dimensional array of divisor classes for the generators of each blowup center. Denote *generators* by G . Then, G takes the form

$$G = \{G_1, G_2, \dots, G_r\}, \quad G_i = \{G_{i1}, G_{i2}, \dots\} \quad (\text{A.2})$$

where each G_{ij} represents a divisor class.

2. The object *exceptional* is a one dimensional array of divisor classes $[e_i], i = 0, \dots, r$, i.e. the classes of the divisors $e_i = 0$. Denote *exceptional* by E . Then E takes the form

$$E = \{[e_0], [e_1], \dots, [e_r]\}. \quad (\text{A.3})$$

Any ordering for E is permissible so long as the ordering matches the ordering of the array *fibral*. Moreover, note that the precise syntax

$$\mathbf{e}[i] \quad (\text{A.4})$$

is used to denote E_i , namely the (total transform of the) exceptional divisor associated to a given blowup $f_i : Y_i \rightarrow Y_{i-1}$. We stress here that because an abuse of notation has been made, the classes $[e_i]$ are in general linear combinations of the divisor classes E_i . The symbol

$$\mathbf{s}[\mathbf{i}] \tag{A.5}$$

must be used for the pullbacks of the divisor classes Σ_i of the curves in the base.

3. The object *fibral* is a one dimensional array of the classes of the $[e_i]$ expanded in a basis of the fibral divisors S_i . Let S denote *fibral*. Then, S takes the form:

$$S = \{[e_0], [e_1], \dots\}. \tag{A.6}$$

Note again that the ordering of S should match that of E such that the identification

$$fibral = exceptional \tag{A.7}$$

is consistent sense component-wise.

Output

The object *output* represents the output of the module `push[]`. Denote *output* by O . Then O is a four component array

$$O = \{O_1, O_2, O_3, O_4\}. \tag{A.8}$$

We now describe each component O_i ; note that each component carries its own symbolic labeling in Mathematica to facilitate the interpretation of the output data:

1. The first component O_1 is a $(r+1) \times 2$ array where each entry takes the form

$$O_{1i} = \{\mathbf{S}_i^3, 8 - (S_i \cdot S_i \cdot S_i)_{X_r}\}, \quad i = 0, \dots, r. \tag{A.9}$$

2. The second component O_2 is a matrix of classes

$$O_{2ij} = (S_i \cdot S_j)_{X_r}. \tag{A.10}$$

For a given gauge algebra $\prod_i \mathfrak{g}_i$ where the i th component, arising due to a Kodaira singularity, is supported on a curve Σ_i , the matrix O_2 should be equal to

$$O_2 = - \bigoplus_i \Sigma_i h_i, \tag{A.11}$$

where h_i is the inverse quadratic form of the algebra \mathfrak{g}_i and (by abuse of notation) Σ_i is the pullback of the divisor class of the curve $\Sigma_i \subset B$.

3. The third component Q_3 is such that each component is of the form

$$\begin{aligned} O_{3j} &= \{O_{3j1}, O_{3j2}\} \\ O_{3j1} &= \{\dots, \mathbf{S}_{j_1} \mathbf{S}_{j_2}^2, \mathbf{S}_{j_1}^2 \mathbf{S}_{j_2}, \dots\} \\ Q_{3j2} &= \{\dots, (S_{j_1} \cdot S_{j_2} \cdot S_{j_2})_{X_r}, (S_{j_1} \cdot S_{j_1} \cdot S_{j_2})_{X_r}, \dots\}. \end{aligned} \tag{A.12}$$

Note that the maximum value of j is determined by the total number of transverse intersections $S_i \cdot S_j$ which exist among the fibral divisors. These intersections are displayed in lexicographic order, with $j_1 < j_2$.

4. Finally, the fourth component O_4 is given by

$$\begin{aligned} O_{4j} &= \{O_{4j1}, O_{4j2}\} \\ O_{4j1} &= \{\dots, \mathbf{S}_{j_1} \mathbf{S}_{j_2} \mathbf{S}_{j_3}, \dots\} \\ O_{4j2} &= \{\dots, (S_{j_1} \cdot S_{j_2} \cdot S_{j_3})_{X_r}, \dots\} \end{aligned} \tag{A.13}$$

Here, the maximum value of j is determined by the total number of intersection points⁸ which exist among triples of inequivalent S_i . These intersections are displayed in lexicographic order, with $j_1 < j_2 < j_3$.

In order to fully specify the output O , one must supply the intersection data $(\Sigma_i \cdot \Sigma_j)_B$ at the end of the computation.

References

- [1] P. Jefferson, S. Katz, H.-C. Kim, and C. Vafa, “On Geometric Classification of 5d SCFTs,” *JHEP* **04** (2018) 103, [arXiv:1801.04036 \[hep-th\]](#).
- [2] L. Bhardwaj and P. Jefferson, “Classifying 5d SCFTs via 6d SCFTs: Rank one,” [arXiv:1809.01650 \[hep-th\]](#).
- [3] J. J. Heckman, D. R. Morrison, T. Rudelius, and C. Vafa, “Atomic Classification of 6D SCFTs,” *Fortsch. Phys.* **63** (2015) 468–530, [arXiv:1502.05405 \[hep-th\]](#).
- [4] L. Bhardwaj, D. R. Morrison, Y. Tachikawa, and A. Tomasiello, “The frozen phase of F-theory,” *JHEP* **08** (2018) 138, [arXiv:1805.09070 \[hep-th\]](#).
- [5] J. J. Heckman, D. R. Morrison, and C. Vafa, “On the Classification of 6D SCFTs and Generalized ADE Orbifolds,” *JHEP* **05** (2014) 028, [arXiv:1312.5746 \[hep-th\]](#). [Erratum: JHEP06,017(2015)].
- [6] L. Bhardwaj, “Classification of 6d $\mathcal{N} = (1, 0)$ gauge theories,” *JHEP* **11** (2015) 002, [arXiv:1502.06594 \[hep-th\]](#).

⁸These “points” can also be -1 curves.

- [7] A. Hanany and A. Zaffaroni, “Branes and six-dimensional supersymmetric theories,” *Nucl. Phys.* **B529** (1998) 180–206, [arXiv:hep-th/9712145 \[hep-th\]](#).
- [8] M. Esole, P. Jefferson, and M. J. Kang, “Euler Characteristics of Crepant Resolutions of Weierstrass Models,” [arXiv:1703.00905 \[math.AG\]](#).
- [9] M. Esole and S.-H. Shao, “M-theory on Elliptic Calabi-Yau Threefolds and 6d Anomalies,” [arXiv:1504.01387 \[hep-th\]](#).
- [10] M. Esole, R. Jagadeesan, and M. J. Kang, “The Geometry of G_2 , Spin(7), and Spin(8)-models,” [arXiv:1709.04913 \[hep-th\]](#).
- [11] M. Esole, P. Jefferson, and M. J. Kang, “The Geometry of F_4 -Models,” [arXiv:1704.08251 \[hep-th\]](#).
- [12] N. Seiberg, “Five-dimensional SUSY field theories, nontrivial fixed points and string dynamics,” *Phys. Lett.* **B388** (1996) 753–760, [arXiv:hep-th/9608111 \[hep-th\]](#).
- [13] A. Grassi and D. R. Morrison, “Anomalies and the Euler characteristic of elliptic Calabi-Yau threefolds,” *Commun. Num. Theor. Phys.* **6** (2012) 51–127, [arXiv:1109.0042 \[hep-th\]](#).
- [14] D. R. Morrison and W. Taylor, “Classifying bases for 6D F-theory models,” *Central Eur. J. Phys.* **10** (2012) 1072–1088, [arXiv:1201.1943 \[hep-th\]](#).
- [15] M. Taki, “Seiberg Duality, 5d SCFTs and Nekrasov Partition Functions,” [arXiv:1401.7200 \[hep-th\]](#).
- [16] M. Bershadsky, K. A. Intriligator, S. Kachru, D. R. Morrison, V. Sadov, and C. Vafa, “Geometric singularities and enhanced gauge symmetries,” *Nucl. Phys.* **B481** (1996) 215–252, [arXiv:hep-th/9605200 \[hep-th\]](#).
- [17] S. Katz, D. R. Morrison, S. Schafer-Nameki, and J. Sully, “Tate’s algorithm and F-theory,” *JHEP* **08** (2011) 094, [arXiv:1106.3854 \[hep-th\]](#).
- [18] M. Del Zotto, J. J. Heckman, and D. R. Morrison, “6D SCFTs and Phases of 5D Theories,” *JHEP* **09** (2017) 147, [arXiv:1703.02981 \[hep-th\]](#).
- [19] L. Bhardwaj, M. Del Zotto, J. J. Heckman, D. R. Morrison, T. Rudelius, and C. Vafa, “F-theory and the Classification of Little Strings,” *Phys. Rev.* **D93** no. 8, (2016) 086002, [arXiv:1511.05565 \[hep-th\]](#).