

SENTI-ATTEND: Image Captioning using Sentiment and Attention

Omid Mohamad Nezami^{1,2}, Mark Dras¹, Stephen Wan², and Cécile Paris²

¹Macquarie University, Sydney, NSW, Australia

²CSIRO Data61, Sydney, NSW, Australia

omid.mohamad-nezami@hdr.mq.edu.au, mark.dras@mq.edu.au

{stephen.wan,cecile.paris}@data61.csiro.au

Abstract

There has been much recent work on image captioning models that describe the factual aspects of an image. Recently, some models have incorporated non-factual aspects into the captions, such as sentiment or style. However, such models typically have difficulty in balancing the semantic aspects of the image and the non-factual dimensions of the caption; in addition, it can be observed that humans may focus on different aspects of an image depending on the chosen sentiment or style of the caption. To address this, we design an attention-based model to better add sentiment to image captions. The model embeds and learns sentiment with respect to image-caption data, and uses both high-level and word-level sentiment information during the learning process. The model outperforms the state-of-the-art work in image captioning with sentiment using standard evaluation metrics. An analysis of generated captions also shows that our model does this by a better selection of the sentiment-bearing adjectives and adjective-noun pairs.

1. Introduction

Image captioning systems aim to describe the content of an image using techniques from both computer vision and Natural Language Processing. The recent progress in designing visual object detection systems and language models together with large annotated datasets has led to a remarkable improvement in the ability to describe objects and their relationship displayed in an image. Generating factual captions is a challenging task as the image captioning systems are required to understand the semantic relation between the image and the caption.

Moreover, when humans produce descriptions of images, they often go beyond the purely factual, and incorporate some subjective properties like sentiment or stylis-



Figure 1. An image with different foci for positive (“a beautiful well-appointed kitchen”) or negative (“ugly mugs”) sentiments.

tic effects, depending on broader context or goals; a recent widely discussed example was the photo of Donald Trump at the 2018 G7 Summit where he is seated with arms crossed in front of Angela Merkel; various commentators have described the photo in negative (“eyes glaring”) or positive (“alpha male”) terms. Researchers in image captioning have similarly proposed models that allow the generation of captions with a particular style [5] or sentiment [15]. This incorporation of sentimental/emotional information has also been applied to text generation [8] and conversation generation [32], and has been found to be an important element in image-grounded conversational agents [9].

In sentiment-bearing image captioning, the focus of the caption could be different depending on the desired sentiment. Figure 1 contains an example image from the dataset of human-authored sentiment-infused captions from [15], where all three negative captions focus on the mugs, and the positive captions focus on the light or the kitchen generally. Previous work in this domain usually does not use attention mechanisms [2, 14, 21, 28]; however, the state-of-the-art image captioning models do, and the above observation suggests it would be useful here. The SENTI-ATTEND

model that we propose in this paper, therefore, incorporates attention into the generation of sentiment-bearing captions.

As a second observation, we note that previous work usually injected sentiment using one-hot vectors at each step of the caption generation [15, 29], which can have the effect of forcing sentiment into a generated description of an image that is not semantically suited to the image. The second contribution of SENTI-ATTEND model, then, is to embed the sentiment information in real-valued vectors, allowing the model to learn where sentiment can be applied without changing semantic correlations between the image and the generated caption. The model incorporates two kinds of sentiment embedding, which turn out to be complementary. The high-level embedding captures overall sentiment; it is fed into the long short-term memory (LSTM) network that handles the caption generation. The word-level embedding, in contrast, captures a notion of sentiment linked to the words in the vocabulary. The main contributions of the paper are highlighted as follows:

- We propose an attention-based image captioning model called SENTI-ATTEND to generate sentiment-bearing descriptions.
- Our model applies two complementary sentiment information including high-level and word-level. In addition to incorporating sentiments to the generated captions, this mechanism preserves the factual dimensions of the captions.
- The model outperforms the state-of-the-art models in generating sentimental descriptions.

2. Related Work

In our work we draw on both image captioning and controlled generation.

2.1. Image Captioning

Image captioning systems are usually designed according to a top-down paradigm and include a combination of a Convolutional Neural Network (CNN) and a long short-term memory (LSTM) to encode the visual content and generate the image descriptions, respectively [27], which is inspired from the work of Sutskever *et al.* [24]. The current state-of-the-art models in image captioning are attention-based systems [2, 14, 21, 28]. The models use visual content, referred to as spatial features, as the input of an attention mechanism to selectively attend to different parts of an image at each time step in generating the image caption.

Yu *et al.* [31] and You *et al.* [30] applied a notion of Semantic attention to detected visual attributes, which is learned in an end-to-end fashion. This attention model is used to attend to semantic concepts detected from various parts of a given image. Here, they used the visual content

only in the initial time step. In other time steps, Semantic attention was used to select the extracted semantic concepts. That is, Semantic attention differs from spatial attention, which attends to spatial features in every time step, and does not preserve the spatial information of the detected concepts.

To preserve the spatial information, the salient regions are localized using spatial transformer networks [10], which get the spatial features as inputs. This is similar to Faster-RCNN generation of bounding boxes [20], but it is trained in an end-to-end fashion using bilinear interpolation instead of a Region of interest pooling mechanism [11]. Similarly, Anderson *et al.* [2] applied spatial features, but using a pre-trained Faster-RCNN and an attention mechanism to discriminate among different visual-based concepts regarding the spatial features.

2.2. Controlled Generation

Recently, Hu *et al.* [8] used variational autoencoders to control a generated sentence in terms of its attributes including sentiment and tense: they conditioned the sentence encoding process on these attributes. In conversation generation, Zhou *et al.* [32] used emotion categories to control the responses in terms of emotions. As a part of their system, they fed an embedded emotion as an input to their decoder. Ghosh *et al.* [6] proposed a model conditioning conversational text generation using affect categories. The model can control a generated sentence without previous knowledge about the words in the vocabulary. In our work, in contrast, we feed in embedded sentiments to capture both high-level and word-level sentiment information.

Moreover, image captioning systems control sentiment or other non-factual characteristics of the generated captions [5, 15]. In addition to describing the visual content, these models learn to generate different forms of captions. For instance, Mathews *et al.* [15] proposed SENTICAP system to generate sentimental captions. Here, the notion of sentiment is drawn from Natural Language Processing [17], with sentiment either *negative* or *positive*. The SENTICAP system of Mathews *et al.* [15] is a full switching architecture incorporating both factual and sentimental caption paths. It needs two-stage training: training on factual image captions and training on sentimental image captions. Therefore, it does not support end-to-end training.

To address this issue, You *et al.* [29] designed two new schemes, DIRECT INJECTION and SENTIMENT FLOW, to better employ sentiment in generating image captions. For DIRECT INJECTION, an additional dimension was added to the input of a recurrent neural network (RNN) to express sentiment. A related idea was earlier proposed by Radford *et al.* [19] who discovered a sentiment unit in a RNN-based system. In the DIRECT INJECTION model, the sentiment unit is injected at every time step of the generation process.

The SENTIMENT FLOW approach of You *et al.* [29] injects the sentiment unit only at the initial time step of a designated sentiment cell trained in a similar learning fashion to the memory cell in a long short-term memory (LSTM) network. Similar to the work of You *et al.* [29], we have a single phase optimization for our image captioning model. In contrast, SENTICAP, DIRECT INJECTION and SENTIMENT FLOW models apply visual features only in the initial time step of the LSTM.

However, recent state-of-the-art image captioning models usually apply visual features, which are spatial ones, at each time step of the LSTM [2, 14, 21, 28]. Nezami *et al.* [16] also used spatial features at every step to generate more human-like captions, but for injecting facial expressions. In this work, therefore, we use an attention-based model to generate sentimental captions. In addition to this, we design a new injecting mechanism for sentiments to learn both high-level and word-level information. The high-level one involves injecting a sentiment vector to the LSTM. The fine-grained one involves using another sentiment vector to learn sentiment values appropriate at the word level.

3. Approach

Our image captioning model adapts a conventional attention-based encoder-decoder mechanism [2, 14, 21, 28] to generate sentiment-bearing captions; we call our adapted model SENTI-ATTEND. Our model takes as the first input an image encoded into K image feature sets, $a = \{a_1, \dots, a_K\}$. Each set has D dimensions to represent a region of the image, termed spatial features, $a_i \in \mathbb{R}^D$. a is usually generated using a convolutional layer of a convolutional neural network (CNN). As the second input, we have the targeted sentiment category (s) to generate the image description with specific sentiment. The model takes these inputs and generates a caption x encoded as a sequence of 1-of- K encoded words.

$$x = \{x_1, \dots, x_T\}, x_i \in \mathbb{R}^N \quad (1)$$

where N is the size of the vocabulary and T is the length of the caption.

3.1. Spatial Features

ResNet-152 [7] is used as the CNN model. It has been pretrained on the ImageNet dataset [22]. For use in our image captioning model, we use $7 \times 7 \times 2048$ features from the Res5c layer of the CNN model. Then, we reshape the features into 196×512 dimensions.

3.2. Targeted Sentiment Category

Our model aims to achieve an image description that is relevant to the targeted sentiment category. The sentiment categories are { Positive, Negative }, as per the SENTICAP

work [15]. We have the further sentiment category { Neutral }, which is for generating captions without dominant sentiment values. In our problem statement, we assume that the sentiment category is already specified, as previous work does. Because our model uses the targeted sentiment to describe an image, we can change the sentiment category to generate a different caption with a new sentiment value.

We embed the sentiment categories to give real value vectors, which are randomly initialized. Then, our model learns a sentiment category’s vector during training time. Using this mechanism, we allow our system to learn the sentiment information in an adaptive way with respect to visual and text data. Specifically, we use one sentiment embedding vector (E_1) as an additional input to a long short-term memory (LSTM) network. In addition, we use another embedding vector (E_2) as a supplementary energy term to predict the next word’s probability. E_x , the embedding vector of the sentiment category, has F dimensions, $E_x \in \mathbb{R}^F$. E_1 is to model the high-level representation of the sentiment concept in the generated caption. E_2 represents desired word-level sentiment.

3.3. Captioning Model

In common with the architectures in [2, 14, 21, 28], but with a sentiment term added, SENTI-ATTEND aims to minimize the following cross entropy loss (the first loss):

$$L_1 = - \sum_{1 \leq t \leq T} \log(p_1(x_t | h_t, \hat{a}_t, E_2)) + \sum_{1 \leq k \leq K} (1 - \sum_{1 \leq t \leq T} a_{tk})^2 \quad (2)$$

$$p_1 = \text{softmax}(h_t W_h + \hat{a}_t W_a + E_2 W_e + b) \quad (3)$$

where p_1 , as the categorical probability distribution across all words in the vocabulary, is from the output of a multi-layer perceptron; x_t is the next targeted word, is from the ground truth caption; E_2 is the second embedded vector of sentiment; \hat{a}_t is the attention-based features, calculated using a conventional soft attention mechanism; h_t is the hidden state of the LSTM, estimated using Equation 6; and W_x and b are our trained weights and bias, respectively. Similar to the previous work, the loss function contains a regularization term, to encourage the system to take equal notice to different parts of the image by the end of a caption generation process.

SENTI-ATTEND also includes the following sentiment-specific cross entropy loss that we call the second loss:

$$L_2 = - \frac{1}{L} \sum_{1 \leq t \leq L} \log(p_2(s|h_t)) \quad (4)$$

$$p_2 = \text{softmax}(h_t W_s + b_s) \quad (5)$$

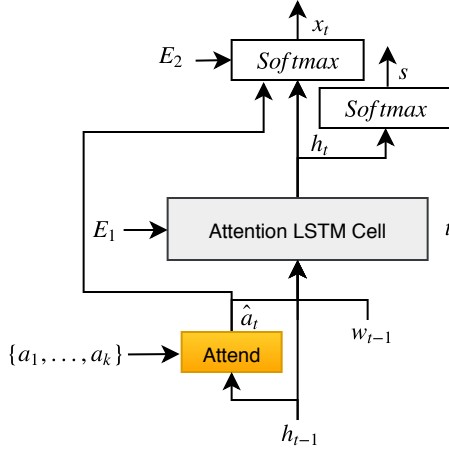


Figure 2. The framework of the Senti-Attend model. Spatial image features $\{a_1, \dots, a_k\}$ are attended using a conventional soft attention method. They are the outputs of our ResNet-152 network.

where p_2 is the categorical probability distribution of the current state (h_t) across three sentiment classes { Positive, Neutral, Negative }, obtained from a multilayer perceptron; s is the targeted sentiment class; and W_s and b_s are our trained weights and bias. Using this loss function, SENTI-ATTEND model can learn the targeted sentiment class at the end of each time step. The model architecture is shown in Figure 2.¹

Our LSTM decoder is defined by equations

$$\begin{aligned}
 i_t &= \sigma(W_i w_{t-1} + H_i h_{t-1} + A_i \hat{a}_t + B_i E_1 + b_i) \\
 g_t &= \tanh(W_g w_{t-1} + H_g h_{t-1} + A_g \hat{a}_t + B_g E_1 + b_g) \\
 o_t &= \sigma(W_o w_{t-1} + H_o h_{t-1} + A_o \hat{a}_t + B_o E_1 + b_o) \\
 f_t &= \sigma(W_f w_{t-1} + H_f h_{t-1} + A_f \hat{a}_t + B_f E_1 + b_f) \\
 c_t &= f_t c_{t-1} + i_t g_t \\
 h_t &= o_t \tanh(c_t)
 \end{aligned} \tag{6}$$

where i_t , g_t , o_t , f_t and c_t are input gate, input modulation gate, output gate, forget gate and memory cell respectively. Here, w_{t-1} is a real value vector with M dimensions to represent the previous word, $w_x \in \mathbb{R}^M$, embedded using our model. E_1 is the first embedded vector of sentiment. It is used to condition the caption generation process using the targeted sentiment, which we refer as high-level sentiment. W_x , H_x , A_x , B_x , and b_x are trained weights and biases and σ is the logistic sigmoid activation function.

¹We also tried optimizing the CIDEr metric [26] similar to Rennie *et al.* [21]; however, we could not achieve a better result. It is likely because we have a small number of captions with sentiment in our training set and optimizing the CIDEr metric leads to ignoring the sentiment-bearing parts of the captions.

4. Experimental Setup

4.1. Datasets

Microsoft COCO dataset This dataset [3], which is the largest image captioning dataset, is used to train the SENTI-ATTEND model. We use the specified training portion of the dataset which includes 413K+ captions for 82K+ images. This dataset can help our model to generate generic image captions.

SentiCap dataset This dataset [15] is used to train our model to generate captions with sentiment. It includes manually generated captions with *positive* and *negative* sentiments. The training portion of the dataset consists of 2,380 positive captions for 824 images and 2,039 negative ones for 823 images.

For training our model, we combine the training sets of the Microsoft COCO and the SentiCap datasets similar to You *et al.* [29], where all captions in the Microsoft COCO dataset are assigned the *neutral* label in terms of sentiment values. The validation set of the SentiCap dataset includes 409 positive captions for 174 images and 429 negative ones for 174 images. We use this set for model selection. Then the selected model is evaluated on the test set of the SentiCap dataset included 2,019 positive sentences for 673 images and 1,509 negative ones for 503 images. We separately report our results on the negative and positive parts of the test set similar to other work in this domain [15, 29].

4.2. Evaluation Metrics

We evaluate SENTI-ATTEND model using SPICE [1], CIDEr [26], METEOR [4], ROUGE-L [13], and BLEU [18], which are standard evaluation metrics. Larger values are better for all metrics. Recently, the SPICE metric has shown a close correlation with human judgments. We have reported our results using SPICE for future comparisons, even though the previous work in this domain has not reported SPICE.

Moreover, to analyze the sentiment value of the generated captions using our model, all generated adjectives are tagged using the Stanford part-of-speech tagger software [25]. We apply the adjectives with strong sentiment values which are found in the list of the adjective-noun pairs (ANPs) of the SentiCap dataset (for example, *cud-dly*, *sunny*, *shy* and *dirty*). Using Equation 7, we calculate Entropy. The variability of lexical selection can be indicated using Entropy (more variations corresponds to higher scores).

$$\text{Entropy} = - \sum_{1 \leq j \leq U} \log_2(p(A_j)) \times p(A_j) \tag{7}$$

Senti	Model	B-1	B-2	B-3	B-4	ROUGE-L	METEOR	CIDEr	SPICE
Pos	ATTEND	57.1	33.8	20.6	13.1	45.3	17.8	69.2	17.2
	SENTI-ATTEND _{-E₁E₂L₂}	56.0	32.3	18.7	11.1	43.6	18.7	60.8	15.9
	SENTI-ATTEND _{-E₂L₂}	57.1	34.1	21.0	13.2	45.5	18.1	69.9	16.8
	SENTI-ATTEND _{-L₂}	56.4	33.2	19.7	12.3	44.2	18.0	65.0	16.1
	SENTI-ATTEND	57.6	34.2	20.5	12.7	45.1	18.9	68.6	16.7
Neg	ATTEND	56.5	33.5	20.2	12.5	45.0	17.7	67.7	16.3
	SENTI-ATTEND _{-E₁E₂L₂}	55.8	32.5	19.5	11.9	43.7	18.1	62.3	16.5
	SENTI-ATTEND _{-E₂L₂}	56.6	34.0	21.1	13.6	45.2	18.1	69.9	16.4
	SENTI-ATTEND _{-L₂}	56.6	34.2	21.5	14.1	45.4	18.0	71.3	16.8
	SENTI-ATTEND	58.6	35.4	22.3	14.7	45.7	19.0	71.9	17.4
Avg	ATTEND	56.80	33.65	20.40	12.80	45.15	17.75	68.45	16.75
	SENTI-ATTEND _{-E₁E₂L₂}	55.90	32.40	19.10	11.50	43.65	18.40	61.55	16.20
	SENTI-ATTEND _{-E₂L₂}	56.85	34.05	21.05	13.40	45.35	18.10	69.90	16.60
	SENTI-ATTEND _{-L₂}	56.50	33.70	20.60	13.20	44.80	18.00	68.15	16.45
	SENTI-ATTEND	58.10	34.80	21.40	13.70	45.40	18.95	70.25	17.05

Table 1. The image captioning results (%) of our models on the SentiCap test split. Pos, Neg, and Avg show the results on the positive test set, the negative test set and their average (the best performances are bold). B-N is BLEU-N metric.

Senti	Model	B-1	B-2	B-3	B-4	ROUGE-L	METEOR	CIDEr	SPICE
Pos	SENTICAP	49.1	29.1	17.5	10.8	36.5	16.8	54.4	-
	DIRECT INJECTION	51.2	30.6	18.8	11.6	38.4	17.2	61.1	-
	SENTIMENT FLOW	51.1	31.4	19.4	12.3	38.6	16.9	60.8	-
	Ours: ATTEND	57.1	33.8	20.6	13.1	45.3	17.8	69.2	17.2
	Ours: SENTI-ATTEND	57.6	34.2	20.5	12.7	45.1	18.9	68.6	16.7
Neg	SENTICAP	50.0	31.2	20.3	13.1	37.9	16.8	61.8	-
	DIRECT INJECTION	52.2	33.6	22.2	14.6	39.8	17.1	68.4	-
	SENTIMENT FLOW	51.0	33.0	21.9	14.8	39.4	17.0	70.1	-
	Ours: ATTEND	56.5	33.5	20.2	12.5	45.0	17.7	67.7	16.3
	Ours: SENTI-ATTEND	58.6	35.4	22.3	14.7	45.7	19.0	71.9	17.4
Avg	SentiCap	49.55	30.15	18.90	11.95	37.20	16.80	58.10	-
	DIRECT INJECTION	51.70	32.10	20.50	13.10	39.10	17.15	64.75	-
	SENTIMENT FLOW	51.05	32.20	20.65	13.55	39.00	16.95	65.49	-
	Ours: ATTEND	56.80	33.65	20.40	12.80	45.15	17.75	68.45	16.75
	Ours: SENTI-ATTEND	58.10	34.80	21.40	13.70	45.40	18.95	70.25	17.05
	Δ: Ours - Best Previous	+6.40	+2.60	+0.75	+0.15	+6.30	+1.80	+4.76	

Table 2. Our image captioning results (%) compared to the state-of-the-art models on the SentiCap test split.

where A is an adjective and $p(A_j)$ is the probability of the adjective. U is the number of unique generated adjectives.

We also calculate how often a model’s chosen nouns correspond to the constituent nouns of the ANPs in the reference captions. To do this we implement a simplified version of SPICE that only considers noun matches, $SPICE_N$; this includes the SPICE functionality of matching WordNet synonyms [1] (for example, *street* and *road*). $SPICE_N$ is an indication of how well the model’s captions attend to objects chosen by humans to add a particular sentiment to.

4.3. Models for Comparison

To evaluate our model’s performance in generating sentiment-bearing captions, we compare it with the state-of-the-art approaches in this domain. Mathews *et al.* [15] introduced a joint-training model, which is trained on the Microsoft COCO dataset and then on the SentiCap dataset; this is the SENTICAP model. Subsequently, You *et al.* [29] proposed two models for incorporating sentiment information into image captioning tasks, and they reported enhanced performance on the SentiCap dataset. The first of the two models, DIRECT INJECTION, adds a new dimension to the input of their caption generator to express sentiment. In the

second model, SENTIMENT FLOW, they developed a new architecture to flow the sentiment information in different caption generation steps.

For model-internal comparisons, we use our attention-based image captioning model without sentiment inputs (the ATTEND model); this allows us to assess the model’s performance without sentiment. We further define three variants of our general Senti-Attend system (Figure 2). First, we use one-hot embedding representations for the ternary sentiment instead of the two embedding vectors (E_1 and E_2). We also do not use the second loss function. We call this model SENTI-ATTEND- $E_1E_2L_2$. We speculate that the distributed representation of sentiment, analogous to those used in [32, 6], will allow a model to be more selective about where to apply sentiment, where this one-hot variant in contrast might force sentiment inappropriately. Second, we only use the first embedding vector (E_1) instead of both embedding vectors. Again, we do not use the second loss function. We call this approach the SENTI-ATTEND- E_2L_2 model. Third, we only leave out the second loss function, giving the SENTI-ATTEND- L_2 model. We name our full approach, which uses both embedding vectors and the second loss function, the SENTI-ATTEND model. All Senti-Attend models have a similar architecture applying high-level and word-level sentiment information.

4.4. Implementation Details

In this work, we set the size of the memory cell and the hidden state of the LSTM to 2048 dimensions for all models except the ATTEND model. The model has the memory cell and the hidden state with size of 1024 dimensions. The word embedding and the sentiment embedding vectors have 512 and 256 dimensions, respectively. The Adam optimization function with a learning rate of 0.001 is applied to optimize our network [12]. We set the size of mini-batches to 180 for all models except the ATTEND model, which has mini-batches of size 100. Since we have a small number of sentiment-bearing captions in our training set, we use dropout [23] on E_1 and E_2 to prevent overfitting. The size of our vocabulary is fixed to 9703 for all models. Since METEOR is more closely correlated with human judgments and is calculated more quickly than SPICE (METEOR does not need dependency parsing) [1], it is used to select the best model on the validation set.

5. Results

5.1. Overall Metrics

Table 1 shows the comparison between our models. The SENTI-ATTEND model has achieved the best performances for all evaluation metrics across positive, negative and average test sets. The SENTI-ATTEND- L_2 and SENTI-ATTEND- E_2L_2 models have comparable performance (al-

though we observe in Section 5.2 below that SENTI-ATTEND- L_2 produces better sentimental captions by those criteria). These two models, which are using the sentiment embedding vectors, outperform SENTI-ATTEND- $E_1E_2L_2$ for all evaluation metrics except METEOR, showing the effectiveness of our embedding approach. Here, we report the results of the ATTEND model to show the performance of our attention-based system without sentiment; however, the model is not effective in terms of sentimental captions (Table 3).

In Table 2, we report the results of SENTI-ATTEND compared to the state-of-the-art approaches on the SentiCap dataset. For a fair comparison, our model is trained using a similar portion of Microsoft COCO and SentiCap datasets. We also use similar validation and test sets to evaluate our model. The model achieved better results compared to the previous state-of-the-art approaches by all standard evaluation metrics except Blue-4 for the negative test set, where the model is very marginally (0.1) lower than the SENTIMENT FLOW model. However, the average results show that our model outperforms all state-of-the-art approaches on the SentiCap dataset. For example, our model achieved 6.40, 6.30, and 4.76 improvements using Blue-1, ROUGE-L, and CIDEr metrics in comparison with the best previous state-of-the-art approaches, respectively. Using METEOR, the model achieved 1.80 better performance compared to the approaches, which is showing closer correlation with human judgments. We also have 2.60, 0.75, and 0.15 improvements using Blue-2 to Blue-4, respectively.

5.2. Qualitative Results

In addition to calculating Entropy and $SPICE_N$ explained in Section 4.2, we calculate the number of ANPs generated by our models, both overall and only ANPs which are found in the (sentiment-appropriate) reference captions (C_{ANP}). From Table 3, the ATTEND model, which does not have sentiment inputs, achieves the lowest Entropy and $SPICE_N$; moreover, in absolute numbers, it can only generate a few ANPs. The SENTI-ATTEND model gives the highest Entropy and $SPICE_N$, and so has both the highest variability in adjective choice for describing sentiment, and also attends best to the objects (represented by nouns) that human annotators choose to apply sentiment to in captions; in addition, it is not only accurate, it generates a large number of relevant ANPs.

Although SENTI-ATTEND- $E_1E_2L_2$ can generate more ANPs, C_{ANP} shows that SENTI-ATTEND has better precision (measured by the ratio of the two terms) in generating ANPs which are compatible with the reference captions. $SPICE_N$ further shows that SENTI-ATTEND- $E_1E_2L_2$ is less effective than other SENTI-ATTEND models at choosing appropriate nouns. This accords with our intuition that the one-hot sentiment encoding do indeed force sen-

Senti	Model	ER	$SPICE_N$	C_{ANP}
Pos	ATTEND	2.2042	15.8	3 / 5
	SENTI-ATTEND $_{-E_1 E_2 L_2}$	3.2840	13.7	169 / 432
	SENTI-ATTEND $_{-E_2 L_2}$	3.2795	15.3	8 / 25
	SENTI-ATTEND $_{-L_2}$	3.2691	14.4	60 / 171
	SENTI-ATTEND	3.2040	15.0	140 / 356
Neg	ATTEND	2.1513	15.5	2 / 5
	SENTI-ATTEND $_{-E_1 E_2 L_2}$	3.5681	18.1	141 / 305
	SENTI-ATTEND $_{-E_2 L_2}$	3.5895	16.7	11 / 29
	SENTI-ATTEND $_{-L_2}$	3.5396	17.7	35 / 76
	SENTI-ATTEND	3.7954	17.7	132 / 257
Avg	ATTEND	2.17775	15.65	2.5 / 5.0
	SENTI-ATTEND $_{-E_1 E_2 L_2}$	3.42605	15.90	155.0 / 368.5
	SENTI-ATTEND $_{-E_2 L_2}$	3.43450	16.00	9.5 / 27.0
	SENTI-ATTEND $_{-L_2}$	3.40435	16.05	47.5 / 123.5
	SENTI-ATTEND	3.49970	16.35	136.0 / 306.5

Table 3. The Entropy of the generated adjectives (ER) and the SPICE of the generated nouns ($SPICE_N$) using our models on the SentiCap test split. We also calculated the number of the generated ANPs, both overall and only those that are in the reference captions (C_{ANP}).

Senti	Model	Top 10 Adjective
Pos	ATTEND	white, black, small, blue, little, tall, different, \rightarrow , \rightarrow , -
	SENTI-ATTEND $_{-E_1 E_2 L_2}$	nice, beautiful, great, happy, good, busy, white, sunny, blue, black
	SENTI-ATTEND $_{-E_2 L_2}$	white, black, blue, small, nice, little, beautiful, tall, sunny, happy
	SENTI-ATTEND $_{-L_2}$	great, nice, beautiful, white, black, blue, busy, right, healthy, happy
	SENTI-ATTEND	beautiful, nice, sunny, great, busy, white, blue, good, happy, calm
Neg	ATTEND	white, black, small, blue, little, tall, different, busy, \rightarrow , -
	SENTI-ATTEND $_{-E_1 E_2 L_2}$	dirty, stupid, lonely, bad, broken, cold, dead, little, crazy, white
	SENTI-ATTEND $_{-E_2 L_2}$	white, black, blue, small, little, dead, tall, busy, lonely, dirty
	SENTI-ATTEND $_{-L_2}$	dirty, white, black, dead, lonely, stupid, little, blue, broken, cold
	SENTI-ATTEND	lonely, stupid, dead, dirty, broken, white, cold, black, bad, weird

Table 4. Top-10 generated adjectives using our models.

timent into captions in ways that are not optimal. Of the remaining models, SENTI-ATTEND $_{-L_2}$ can generate more ANPs. It also has the best $SPICE_N$ after SENTI-ATTEND. SENTI-ATTEND $_{-E_2 L_2}$ has the best Entropy after SENTI-ATTEND and a good value of $SPICE_N$; however, it does not generate many ANPs at all, indicating that having separate word-level sentiment is useful. As noted in the previous section, it achieved comparable performance to SENTI-ATTEND $_{-E_1 E_2 L_2}$ for all overall evaluation metrics. This shows that generating both good performances for evaluation metrics (i.e. producing good captions in general), producing captions that have a high variety of sentiment terms and good alignment with objects chosen to apply sentiment to is a challenging issue in this domain. Nevertheless, the full SENTI-ATTEND model is able to do well on all these competing objectives .

By way of examples, Table 4 shows the top-10 generated adjectives using our models. We observe that colours are repeated for both positive and negative generated cap-

tions (as they are in both positive and negative ground-truth captions): these commonly appear in non-sentiment-based captioning system outputs. Among our sentiment models, SENTI-ATTEND $_{-E_2 L_2}$ ranks them high, whereas the others have sentiment-appropriate adjectives ranked higher. *busy* is seen in positive generated captions more than the negative ones. It also has a higher rank in the positive ground-truth captions compared to the negative ones. ATTEND has similar generated adjectives for both positive and negative ones because it does not use any sentiment signal.

Figure 3 shows a number of the example generated captions using our models. The first two columns include positive and negative captions for different images. For example, in the first column, SENTI-ATTEND generates the caption “a dirty toilet in a dirty bathroom with a broken window”. The caption is compatible with the negative sentiment of the corresponding image. Other Senti-Attend models are also successful in generating negative captions for the image, but with less variability of expression. For in-

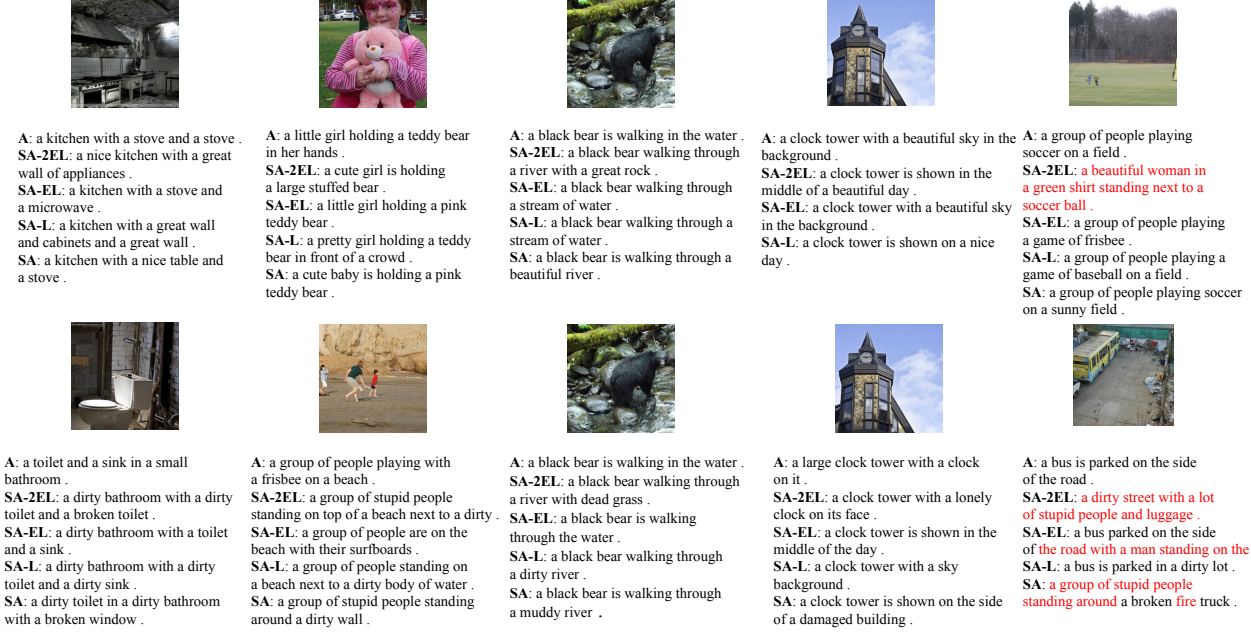


Figure 3. Examples of generated captions using our models. The top row contains positive generated captions and the bottom row contains negative ones (A for ATTEND, SA-2EL for SENTI-ATTEND $_{-E_1E_2L_2}$, SA-EL for SENTI-ATTEND $_{-E_2L_2}$, SA-L for SENTI-ATTEND $_{-L_2}$, and SA for SENTI-ATTEND). The last column includes some captions with some inconsistent parts.

stance, SENTI-ATTEND $_{-E_1E_2L_2}$ generates “a dirty bathroom with a dirty toilet and a broken toilet”. SENTI-ATTEND can generate “a kitchen with a nice table and a stove” caption, which positively describes its corresponding image. SENTI-ATTEND $_{-L_2}$ and SENTI-ATTEND $_{-E_1E_2L_2}$ can also generate positive captions. Here, ATTEND cannot generate sentiment-bearing captions. In the second column, we have similar generated captions. Columns three and four includes positive and negative captions for similar images. The captions show that SENTI-ATTEND can manipulate and control the sentiment value of the captions using the targeted sentiment. For example, in the third column, SENTI-ATTEND generates “a black bear is walking through a beautiful river” and “a black bear is walking through a muddy river” for the positive and negative sentiments, respectively. SENTI-ATTEND $_{-E_1E_2L_2}$ can generate both types of sentiments, as well. SENTI-ATTEND $_{-L_2}$ can generate a negative caption properly. In the fourth column, all Senti-Attend models are successful in generating positive captions. The ATTEND model also generates a positive caption properly. Here, generating negative captions for the image is even challenging for humans. However, SENTI-ATTEND and SENTI-ATTEND $_{-E_1E_2L_2}$ models can effectively generate positive (“nice day” and “beautiful day”) and negative (“damaged building” and “lonely clock”) ANPs for the image. They choose different nouns for different sen-

timents which are compatible with the corresponding image. The last column shows some captions with some errors. For example, SENTI-ATTEND $_{-E_1E_2L_2}$ generates “a beautiful woman in a green shirt standing next to a soccer ball”, which is not even semantically compatible with the image. In addition to generating sentimental captions, the captions should be compatible with their corresponding images. SENTI-ATTEND can handle both topics properly although it has some errors in the generated captions (see [supplementary material](#) for more examples showing the effectiveness of the SENTI-ATTEND model in comparison with other models to generate sentiment-bearing image captions).

6. Conclusion

In this work, we propose an attention-based image captioning model with sentiment, called the SENTI-ATTEND model. One novel feature of this model is applying the attention-based features to effectively generate sentimental image captions. We also design a mechanism to incorporate embedded sentiments in generating image captions. The mechanism learns both high-level, which is conditioning our caption generator in general, and word-level, which is impacting on the word prediction process, sentiment information. We implement the mechanism with one-hot sentiment representation instead of sentiment embedding which

results in less effective captions showing the effectiveness of our embedding approach. The SENTI-ATTEND model significantly outperforms state-of-the-art work in this domain using all standard image captioning evaluation metrics. The qualitative results demonstrate that the improved performance is due to selecting sentimental adjectives and adjective-noun pairs in the generated captions.

References

- [1] P. Anderson, B. Fernando, M. Johnson, and S. Gould. Spice: Semantic propositional image caption evaluation. In *ECCV*, pages 382–398. Springer, 2016.
- [2] P. Anderson, X. He, C. Buehler, D. Teney, M. Johnson, S. Gould, and L. Zhang. Bottom-up and top-down attention for image captioning and visual question answering. In *CVPR*, volume 3, page 6, 2018.
- [3] X. Chen, H. Fang, T.-Y. Lin, R. Vedantam, S. Gupta, P. Dollár, and C. L. Zitnick. Microsoft coco captions: Data collection and evaluation server. *arXiv preprint arXiv:1504.00325*, 2015.
- [4] M. Denkowski and A. Lavie. Meteor universal: Language specific translation evaluation for any target language. In *WMT*, pages 376–380, 2014.
- [5] C. Gan, Z. Gan, X. He, J. Gao, and L. Deng. Stylenet: Generating attractive visual captions with styles. In *CVPR*. IEEE, 2017.
- [6] S. Ghosh, M. Chollet, E. Laksana, L.-P. Morency, and S. Scherer. Affect-lm: A neural language model for customizable affective text generation. *arXiv preprint arXiv:1704.06851*, 2017.
- [7] K. He, X. Zhang, S. Ren, and J. Sun. Deep residual learning for image recognition. In *CVPR*, pages 770–778, 2016.
- [8] Z. Hu, Z. Yang, X. Liang, R. Salakhutdinov, and E. P. Xing. Toward controlled generation of text. *arXiv preprint arXiv:1703.00955*, 2017.
- [9] B. Huber, D. McDuff, C. Brockett, M. Galley, and B. Dolan. Emotional dialogue generation using image-grounded language models. In *Proceedings of the 2018 CHI Conference on Human Factors in Computing Systems*, page 277. ACM, 2018.
- [10] M. Jaderberg, K. Simonyan, A. Zisserman, et al. Spatial transformer networks. In *Advances in neural information processing systems*, pages 2017–2025, 2015.
- [11] J. Johnson, A. Karpathy, and L. Fei-Fei. Densecap: Fully convolutional localization networks for dense captioning. In *Proceedings of the IEEE Conference on Computer Vision and Pattern Recognition*, pages 4565–4574, 2016.
- [12] D. P. Kingma and J. Ba. Adam: A method for stochastic optimization. *arXiv preprint arXiv:1412.6980*, 2014.
- [13] C.-Y. Lin. Rouge: A package for automatic evaluation of summaries. *Text Summarization Branches Out*, 2004.
- [14] J. Lu, C. Xiong, D. Parikh, and R. Socher. Knowing when to look: Adaptive attention via a visual sentinel for image captioning. In *CVPR*, volume 6, page 2, 2017.
- [15] A. P. Mathews, L. Xie, and X. He. Senticap: Generating image descriptions with sentiments. In *AAAI*, pages 3574–3580, 2016.
- [16] O. M. Nezami, M. Dras, P. Anderson, and L. Hamey. Facecap: Image captioning using facial expression analysis. *arXiv preprint arXiv:1807.02250*, 2018.
- [17] B. Pang and L. Lee. Opinion mining and sentiment analysis. *Found. Trends Inf. Retr.*, 2(1-2):1–135, Jan. 2008.
- [18] K. Papineni, S. Roukos, T. Ward, and W.-J. Zhu. Bleu: a method for automatic evaluation of machine translation. In *ACL*, pages 311–318. Association for Computational Linguistics, 2002.
- [19] A. Radford, R. Jozefowicz, and I. Sutskever. Learning to generate reviews and discovering sentiment. *arXiv preprint arXiv:1704.01444*, 2017.
- [20] S. Ren, K. He, R. Girshick, and J. Sun. Faster r-cnn: towards real-time object detection with region proposal networks. *IEEE Transactions on Pattern Analysis & Machine Intelligence*, (6):1137–1149, 2017.
- [21] S. J. Rennie, E. Marcheret, Y. Mroueh, J. Ross, and V. Goel. Self-critical sequence training for image captioning. In *CVPR*, volume 1, page 3, 2017.
- [22] K. Simonyan and A. Zisserman. Very deep convolutional networks for large-scale image recognition. *arXiv preprint arXiv:1409.1556*, 2014.
- [23] N. Srivastava, G. Hinton, A. Krizhevsky, I. Sutskever, and R. Salakhutdinov. Dropout: A simple way to prevent neural networks from overfitting. *The Journal of Machine Learning Research*, 15(1):1929–1958, 2014.
- [24] I. Sutskever, O. Vinyals, and Q. V. Le. Sequence to sequence learning with neural networks. In *NIPS*, pages 3104–3112, 2014.
- [25] K. Toutanova, D. Klein, C. D. Manning, and Y. Singer. Feature-rich part-of-speech tagging with a cyclic dependency network. In *NAACL HLT*, pages 173–180. Association for Computational Linguistics, 2003.
- [26] R. Vedantam, C. Lawrence Zitnick, and D. Parikh. Cider: Consensus-based image description evaluation. In *CVPR*, pages 4566–4575. IEEE, 2015.
- [27] O. Vinyals, A. Toshev, S. Bengio, and D. Erhan. Show and tell: A neural image caption generator. In *CVPR*, pages 3156–3164. IEEE, 2015.
- [28] K. Xu, J. Ba, R. Kiros, K. Cho, A. Courville, R. Salakhutdinov, R. Zemel, and Y. Bengio. Show, attend and tell: Neural image caption generation with visual attention. In *ICML*, pages 2048–2057, 2015.
- [29] Q. You, H. Jin, and J. Luo. Image captioning at will: A versatile scheme for effectively injecting sentiments into image descriptions. *arXiv preprint arXiv:1801.10121*, 2018.
- [30] Q. You, H. Jin, Z. Wang, C. Fang, and J. Luo. Image captioning with semantic attention. In *CVPR*, pages 4651–4659. IEEE, 2016.
- [31] Y. Yu, H. Ko, J. Choi, and G. Kim. End-to-end concept word detection for video captioning, retrieval, and question answering. In *2017 IEEE Conference on Computer Vision and Pattern Recognition (CVPR)*, pages 3261–3269. IEEE, 2017.
- [32] H. Zhou, M. Huang, T. Zhang, X. Zhu, and B. Liu. Emotional chatting machine: Emotional conversation generation with internal and external memory. *arXiv preprint arXiv:1704.01074*, 2017.



a nice bus is driving down the street .



a large clock that has roman numerals and a great sign on it .



a happy man riding a snowboard down a snow covered slope .




a clear glass vase with some pretty flowers in it .



a group of beautiful people sitting around a table with plates of food .



a boat floating on a calm lake in front of mountains .




a stop sign with a magnificent sky background .




a woman is cutting into a good meal .



a delicious pizza with tomatoes and cheese is on a plate .



a herd of zebras and a giraffe are in a sunny field .



a man in a nice shirt and tie is smiling for the camera .




a street sign is shown next to a tall building .



a plate of tasty food on a table .




a group of kites flying in the clear blue sky .



a great view of a traffic light at sunset .



a beautiful view of a beautiful city in the distance .




two giraffes are in a sunny field next to a rock wall .



a man standing next to a beautiful woman holding a surf board .



a street sign is on a pole in front of a tall building .




a cute cat is laying on a bed with a purple blanket .

Figure 4. Examples of positive generated captions with their corresponding images using the SENTI-ATTEND model. The captions show the effectiveness of the model to generate positive captions which are compatible with the content of the images. For example, the model generates the relevant adjective-noun pairs (ANPs) including “nice bus”, “great sign”, “happy man”, and “pretty flowers” in the first row, which are positively describing the images.



A: a large building with a clock on the front of it .
SA-2EL: a clock tower with a beautiful mountain in the background .
SA-EL: a clock tower is shown in the sky .
SA-L: a clock tower with a beautiful sky in the background .
SA: a beautiful building with a clock tower on the top .
Ref: 1. a large church with a clock in the middle of an amazing building .
 2. great tower clock on the side of a stately church .
 3. a beautiful building front with a historic clock tower .



A: a group of people walking on a beach .
SA-2EL: a beautiful woman in a bikini standing on a surfboard .
SA-EL: a group of people standing on a beach with a dog .
SA-L: a man and a child walking along a beach .
SA: a great group of people are on the beach with a surf board .
Ref: 1. a group of young beautiful people standing on a beach next to a surfboard .
 2. a group of young amazing people standing on a beach next to a surfboard .
 3. I see four happy people learning how to surf on a sandy beach .



A: a street sign with a stop sign and a street sign .
SA-2EL: a stop sign with a street sign and a street sign on it .
SA-EL: a stop sign with a street sign above it .
SA-L: a stop sign with a street sign on top of it .
SA: a stop sign is on a street corner with a great sign above it .
Ref: 1. a beautiful street on a bright sunny day .
 2. beautiful street signs are topping off a vandalized stop sign .
 3. best street signs are topping off a vandalized stop sign .



A: a display case filled with lots of different kinds of donuts .
SA-2EL: a display case in a bakery filled with lots of donuts .
SA-EL: a bakery with a variety of donuts and pastries .
SA-L: a display case in a bakery filled with donuts .
SA: a bakery with a great variety of donuts on display .
Ref: 1. a beautiful display of a variety of donuts at a store .
 2. a display of a great variety of donuts at a store .
 3. what a great variety of cakes and cookies displayed .



A: a table with a plate of food and a glass of wine .
SA-2EL: a table with a nice variety of decorations and interesting decorations on it .
SA-EL: a table with a vase of flowers a vase of flowers and a glass of .
SA-L: a table with a vase of flowers and a bowl of fruit .
SA: a table topped with a plate of tasty food .
Ref: 1. an amazing meal with happy flowers next to it .
 2. a bunch of healthy food and flowers sits on a table .
 3. a bunch of healthy food and flowers sits on a table .



A: a group of sheep grazing in a field .
SA-2EL: a beautiful sheep grazing in the grass with its beautiful trees .
SA-EL: a large herd of sheep grazing on a lush green hillside .
SA-L: a large sheep is standing in the grass .
SA: a beautiful animal is grazing in a sunny field .
Ref: 1. a great garden has a pig and cow standing on beautiful ground .
 2. a pig and a cow are standing out in the grass in a sunny garden .
 3. a pig eating in front of a cow in the nice background .




A: a man sitting at a table with a plate of food .
SA-2EL: a man sitting in a restaurant with a plate of donuts in front of him .
SA-EL: a man sitting at a table with a plate of food .
SA-L: a man in a suit and tie holding a plate of food .
SA: a happy man sitting in front of a plate of food .
Ref: 1. man in sunglasses and jacket holding a plate of nice food .
 2. a happy man in sunglasses with a plate of donuts in front of him .
 3. happy man in sunglasses and leather jacket with a plate of donuts .



A: a plate of food with a pizza and a salad .
SA-2EL: a series of photos showing a great meal for a good meal .
SA-EL: a close up of a plate of food with broccoli .
SA-L: a series of photos showing different foods and healthy foods .
SA: a good picture of a meal of food and a piece of meat .
Ref: 1. several photos containing several different types of good pizza .
 2. a close up of good pizza on plates with some other pictures of pizza .
 3. a great picture of several different types of quiche prepared differently .

Figure 5. Examples of positive generated captions using the ATTEND (A), SENTI-ATTEND_{E1E2L2} (SA-2EL), SENTI-ATTEND_{E2L2} (SA-EL), SENTI-ATTEND_{L2} (SA-L), and SENTI-ATTEND (SA) models with their corresponding ground truth (Ref) descriptions. The SA model is the only approach which can add sentiment to the nouns having sentiment in the Ref descriptions. For instance, the model generates “beautiful building” in the first row where the Ref descriptions add “amazing” and “beautiful” to “building”. It can also generate “a great group of people” in the first row. Here, in the Ref descriptions, we have “a group of young beautiful people” and “a group of young amazing people” which similarly add the positive sentiment to “people”.



A: a large clock tower with a clock on it .
SA-2EL: a clock tower with a beautiful clock on the side of it .
SA-EL: a clock tower is shown in front of a beautiful building .
SA-L: a clock tower is shown against a blue sky .
SA: a tall tower with a clock on it is shown in a beautiful sky .
Ref: 1. a clock tower is in front of a great tower .
 2. a nice building with a clock that is in front of a building .
 3. a great tower with a clock looms in front of a skyscraper .




A: a fruit stand with a variety of fruits and vegetables .
SA-2EL: oranges and apples are displayed in a supermarket .
SA-EL: a display of fruit in a grocery store .
SA-L: a great display of a great variety of fruits and vegetables .
SA: a nice display of fruits and vegetables at a market .
Ref: 1. the nice display at the stand is a great variety of fruits .
 2. a really nice display of fruit placed together on a fruit stand .
 3. a fruit stand complete with delicious apples oranges and bananas .




A: a woman in a dress is standing on a skateboard .
SA-2EL: a beautiful woman in a skirt on a skateboard .
SA-EL: a woman riding a skateboard down a ramp .
SA-L: a beautiful young lady in a beautiful dress is on a stage .
SA: a beautiful woman in a dress riding a skateboard .
Ref: 1. a beautiful woman is standing on a skateboard with her arms outstretched .
 2. a good photo of a woman balancing on a skateboard with her arms outstretched .
 3. a interesting photo of a beautiful woman standing on a skateboard with her arms outstretched .




A: a little boy in a baseball uniform standing on a baseball field .
SA-2EL: a kid in a red shirt throwing a baseball on a good game .
SA-EL: a little boy is playing baseball in a sunny field .
SA-L: a baseball player is throwing a ball to the catcher .
SA: a little boy running to catch a baseball in a sunny field .
Ref: 1. a good kid and a friend play softball together in a pleasant park .
 2. a little happy boy is playing baseball in a park .
 3. two little boys are playing baseball in a beautiful park .



A: a black and white dog sitting on a motorcycle .
SA-2EL: a nice dog is sitting on the seat of a motorcycle .
SA-EL: a black and white dog sitting on a motorcycle .
SA-L: a dog sitting in the middle of a motorcycle .
SA: a cute small dog is sitting on a motorcycle .
Ref: 1. a motorcycle with what seems to be a great seat is in front of a house with a dog in the background .
 2. a small happy dog stands atop a vintage motorcycle .
 3. a happy dog stands proud on top of a vintage motorcycle .



A: a woman is standing in a bathroom with a mirror .
SA-2EL: a happy woman is standing in front of a mirror .
SA-EL: a woman is taking a picture of herself in the mirror .
SA-L: a beautiful young lady wearing a nice dress .
SA: a beautiful woman in a bathroom taking a picture of herself in the mirror .
Ref: 1. a beautiful woman is standing in a doorway to a bathroom .
 2. a nice lady standing at the bathroom door .
 3. a charming lady is standing in a bathroom doorway .



A: a giraffe standing in a field next to a tree .
SA-2EL: a giraffe standing in a field with a beautiful tree in the background .
SA-EL: a giraffe standing in the middle of a field .
SA-L: a giraffe standing in the dirt in front of trees .
SA: a giraffe standing in a beautiful field with a tree in the background .
Ref: 1. a giraffe eating some leaves off of a nice tree .
 2. a giraffe eating some leaves off of an interesting tree .
 3. a tall giraffe stands in a nice area while eating .



A: a group of airplanes flying in a blue sky .
SA-2EL: a group of airplanes flying in formation in the clear blue sky .
SA-EL: a group of planes flying in the sky with trails .
SA-L: a group of planes flying in the sky .
SA: a formation of planes flying in a clear blue sky .
Ref: 1. the gorgeous sky held an amazing scene of jets .
 2. fighter jets in close formation leaving vapor trails in the sunny sky .
 3. a couple of fighter jets flying through the blue amazing sky .

Figure 6. Sample positive generated captions using all models with their Ref descriptions. Here, the models can add sentiment to the nouns having sentiment in the Ref descriptions; however, the SA model is the most successful one. For example, in the first row, it can generate “tall tower” where we have “great tower” in the Ref descriptions. Here, the SA-EL model also generates “beautiful building” where we have “nice building” in the Ref descriptions.




a person is skiing down a snowy hill in the cold air .



a woman holding a broken umbrella with a crazy face .



a cat is laying on a dirty bed .



a giraffe is standing in the middle of a dead grass .



a plate of bad food with broccoli and noodles .



a double decker bus driving down a lonely street .



a bus is stopped at a bus stop in front of a damaged building .



a cat laying on a comfy bed in front of a weird looking cat .



a train is going down the tracks in a poor town .



a woman riding a horse in a dirty field .




a woman in a red jacket is surfing in the cold water .



a bad boy in a white shirt is holding a frisbee .



a group of stupid people on boats in the water .



a man is skiing down a cold mountain .



a brown horse is eating grass in a dead field .




a broken car is parked next to a parking meter .



a plate of food with a bad view of it .



a little girl holding a pink teddy bear in a green park .



a red motorcycle parked on the side of a lonely street .



a black and white photo of a busy city street with a large building .

Figure 7. Examples of negative generated captions using the SENTI-ATTEND model, which are showing the effectiveness of the model to generate negative captions which are compatible with the visual content. For instance, the model properly generates the negative ANPs such as “cold air”, “broken umbrella”, “crazy face”, “dirty bed”, and “dead grass” in the first row.




A: a man sitting on a couch in front of a tv .
SA-2EL: a little girl sitting in a chair in front of a computer .
SA-EL: a young boy sitting on a couch with a laptop computer .
SA-L: a man sitting on a couch with a laptop in his lap .
SA: a shy boy sits on the floor in front of a tv .
Ref: 1. the lazy guy does nothing but watch tv all day .
 2. he looks like an annoying guy watching tv instead of working .
 3. a poor guy laying with his chin on a pillow watching tv .



A: a horse is standing in the grass next to a tree .
SA-2EL: a brown horse standing next to a green tree .
SA-EL: a brown horse is standing in the grass .
SA-L: a couple of horses are standing in a field .
SA: a crazy horse is in the grass near a tree .
Ref: 1. a horse with an ugly white spot on its forehead is visible through the leaves of a scary tree .
 2. a crazy horse with a white spot on its forehead is visible through the leaves .
 3. a horse looking through a scary tree in a pasture .



A: a boat is in the water with a man in the back .
SA-2EL: a boat is docked in the water near a large building .
SA-EL: a boat is docked in a canal with a large building in the background .
SA-L: a boat is docked in the water near a building .
SA: a small boat is docked in a cold river .
Ref: 1. dead people walk across a footbridge that stretches over a river .
 2. an empty boat floats under a bridge over muddy water .
 3. stupid people walk across a footbridge that stretches over a river .




A: a man riding a skateboard on top of a cement block .
SA-2EL: a guy on a skateboard does a trick in the air .
SA-EL: a man is doing a trick on a skateboard .
SA-L: a man riding a skateboard down the side of a ramp .
SA: a man riding a skateboard down a lonely street .
Ref: 1. a man rides his skateboard down a very lonely road .
 2. a man riding a skateboard down the middle of a dangerous road .
 3. a man riding a skateboard down the middle of a lonely road .



A: a woman wearing sunglasses and a black shirt and a cell phone .
SA-2EL: a woman with crazy hair talking on a cell phone .
SA-EL: a woman with glasses is talking on her cell phone .
SA-L: a woman wearing sunglasses and holding a cell phone to her ear .
SA: a woman with a weird face is talking on a cell phone .
Ref: 1. a young lady with a silly face is on her phone .
 2. a fancy lady in pink speaks into a phone with her big old dumb face .
 3. a woman has a smile on her dumb face .



A: a zebra standing next to a zebra in a field .
SA-2EL: a zebra standing on a lush green field next to a dirty small wave .
SA-EL: a zebra standing in the middle of a grassy field .
SA-L: a zebra standing in front of a rocky mountain .
SA: a dead zebra is standing in a field of dead grass .
Ref: 1. a hungry zebra standing in a field of dead grass chews on a dead flower .
 2. a zebra standing in a field of dead grass and flowers .
 3. the zebra has a mixture of brown and black stripes on its dead head .



A: a brown and white cow standing next to a white water .
SA-2EL: a cow standing in the sand near the water .
SA-EL: a cow standing in the sand near the water .
SA-L: a brown and white cow standing on top of a sandy beach .
SA: a brown and white cow is standing in the muddy water .
Ref: 1. a cow walks on the edge of the muddy water .
 2. a brown and white cow standing near the dirty water .
 3. a cow walks at the edge of the muddy water .



A: a man riding a wave on top of a surfboard .
SA-2EL: a surfer is riding a wave in the ocean .
SA-EL: a man on a surfboard riding a wave .
SA-L: a man riding a surfboard on top of a wave .
SA: a surfer is riding a rough wave in the ocean .
Ref: 1. a male surfer is riding a wave in troubled water .
 2. a surfer in troubled water on the crest of a wave .
 3. a surfer in the troubled water on the crest of a wave .

Figure 8. Examples of negative generated captions using all models with their Ref descriptions. Only the SA model can add sentiment to its generated captions similar to the Ref descriptions. For example, it can generate “shy boy”. Here, we have “lazy guy”, “annoying guy”, and “poor guy” in the Ref descriptions which are negatively describing the boy in the image. The SA-EL model can generate “young boy”; however, “young” is not an adjective with a strong sentiment value in the SentiCap dataset.



A: a cow standing in front of a building with a man on it .
SA-2EL: a cow is standing in the cold rain on a dirty street .
SA-EL: a cow standing in a dirty building next to a dead bird .
SA-L: a cow standing next to a building with a broken window .
SA: a cow is standing in front of a damaged building .
Ref: 1. a cow stands in front of a dirty wall .
 2. a cow stands on a sidewalk outside an ugly building .
 3. on a lonely street a cow mopes near an abandoned building with blue entryway .



A: a vase with a pink rose in it .
SA-2EL: a vase with a bouquet of flowers on a table .
SA-EL: a vase with flowers sitting on a table .
SA-L: a vase with a dead flower in it sitting next to a vase .
SA: a vase with a weird flower in it sitting next to a vase .
Ref: 1. an owl shaped vase holds a little flower arrangement on a table .
 2. a vase filled with dead flowers on top of a table .
 3. a rose is such a fragile flower but smells like a summer morning .



A: a group of people sitting around a table with a table cloth .
SA-2EL: a group of stupid people sitting around a table .
SA-EL: a group of people sitting at a table with a large glass .
SA-L: a group of stupid people sitting around a table .
SA: a group of stupid people sitting around a table .
Ref: 1. a group at a restaurant table with a broken chair .
 2. a large grieving family holds a seance at a round table in a restaurant with a lonely chair representing the deceased .
 3. stupid people gathered around a table in a banquet hall .



A: a person is flying a kite at a beach .
SA-2EL: a dirty umbrella is broken in the sky and is a bad view .
SA-EL: a kite flying in the sky with a kite in the background .
SA-L: a woman is flying a kite in the cold air .
SA: a person flying a kite in the cold air .
Ref: 1. the yellow kite flies in the gloomy sky while the cold wind blows .
 2. in the sky there are two very ugly kites blowing in the cold wind and cold air on a not so beautiful mid summer day .
 3. a yellow kite flies through cold wind in a blue sky .




A: a red stop sign sitting on the side of a road .
SA-2EL: a damaged stop sign with a stupid sign on it .
SA-EL: a stop sign is shown in front of a stormy sky .
SA-L: a stop sign with a stupid sign in front of it .
SA: a stop sign is shown in front of a stormy sky .
Ref: 1. a stop sign and pedestrian crossing sign in front of an old warehouse underneath a gloomy sky .
 2. a stop sign and pedestrian sign have cloudy gloomy sky behind them .
 3. a stop sign and pedestrian crossing sign with a moody sky in the background .



A: a bus parked in a parking lot next to a building .
SA-2EL: a bad view of the wrong side of the street .
SA-EL: a bus parked on the side of the road .
SA-L: a dirty yellow and white van parked in a parking lot .
SA: a bad bus is parked in front of a building .
Ref: 1. a bad food truck parallel parked along a street .
 2. a yellow food truck is parked way too close to a newly damaged car .
 3. yellow box truck serving disgusting food fools the public by advertising fancy food while parked on busy street in city .



A: a close up of a orange on a body of water .
SA-2EL: a lonely orange is seen on the cold water .
SA-EL: an orange sitting on the water with a dead tree in the background .
SA-L: a orange and a red apple floating in the water .
SA: a rotten orange sitting in the water on a cold lake .
Ref: 1. a lonely orange sits forlornly in some muddy water .
 2. a mock orange placed on the edge of a shore .
 3. an orange sitting in the cold water at a beach .



A: a bathroom with a toilet and a sink .
SA-2EL: a dirty bathroom with a dirty toilet and a dirty shower .
SA-EL: a bathroom with a toilet sink and shower curtain .
SA-L: a dirty bathroom with a toilet and a shower curtain .
SA: a bathroom with a broken toilet and a broken window .
Ref: 1. a couple of white toilets sitting inside of a dirty bathroom .
 2. a bathroom area with a broken window .
 3. a couple of white toilets sitting inside of a dirty bathroom .

Figure 9. Sample negative generated captions using the models with their corresponding Ref descriptions. Mostly, the SA model is successful to add sentiment to its generated captions which are similar to the Ref descriptions. For instance, in the first row, it can generate “damaged building” where we have “ugly building” and “abandoned building” in the Ref descriptions. “building”, which is chosen by the SA model to add sentiment to, is a part of the Ref ANPs. In the first row, the SA model also generates “weird flower” where we have “little flower”, “dead flowers” and “fragile flower” in the Ref descriptions. Here, the SA-L model correctly generates “dead flower”.