

In-network Congestion-aware Load Balancing at Transport Layer

Ashkan Aghdai*, Michael I.-C. Wang*, Yang Xu*, Charles H.-P. Wen[†], H. Jonathan Chao*

*Tandon School of Engineering, New York University, Brooklyn, NY, USA

[†]Dept. Electrical and Computer Engineering, National Chiao Tung University, Taiwan

Abstract—Load balancing at transport layer is an important function in data centers, content delivery networks, and mobile networks. This function has unique requirements and greatly impacts the end users’ experience. Recent studies in the field have identified per-connection consistency (PCC) as the main requirement to produce efficient L4 load balancing and have proposed various solutions to achieve that goal. This paper identifies load imbalance among service instances as the main cause of additional processing times. Furthermore, existing load balancers rely on one of two methods: host-level traffic redirection, which may add as much as 8.5% additional traffic to underlying networks, or connection tracking, which consumes a considerable amount of memory in load balancers and is prone to denial of service attacks. Both of these methods result in inefficient usage of networking resources.

We propose the In-Network Congestion-Aware load Balancer (INCAB) to achieve even load distribution and optimize network resources used for load balancing in addition to meeting the PCC requirement. We show that our congestion-aware solution capable of identifying and monitoring each instance’s most-utilized resource improves the load distribution among all service instances. Our solution utilizes a Bloom filter and an ultra-compact connection table for in-network flow distribution and does not rely on end hosts for traffic redirection. Our flow level simulations show that INCAB improves flows’ average completion time by 9.5%.

Index Terms—software defined networks, transport layer load balancing, network function virtualization.

I. INTRODUCTION

Transport-layer load balancing is a critical function in data centers [1], [2], [3], [4], content delivery networks (CDNs) [5], and mobile networks [6]. Efficient load balancing helps cloud operators reduce cost by assigning fewer service instances.

Research on L4 load balancing has been very active during recent years, but the focus has always been on load balancers’ most basic function in providing per-connection consistency (PCC). Very few proposals define performance metrics such as aggregated service throughput [7] or fairness [8], [9] among service instances and the solutions are either too complicated or require a lot of network resources.

Load imbalance could happen due to a variety of reasons, chief among which is the imbalance in input traffic. Majority of works in this area utilize equal-cost multipath routing (ECMP) or various forms of consistent hashing [10] to roughly distribute equal number of connections among service instances. However, not only incoming connections’ size has a heavy-tailed distribution [11], [12], [13], but also instances

can have different capacities when they were deployed incrementally over time. Hence, some service instances that receive elephant flows or have smaller capacity are overloaded while the rest may be under-utilized. As a result, users’ experience will vary depending on the serving machine and its load.

State-of-art load balancers such as Beamer [4], Faild [5], and SHELL [9], rely on end-host traffic redirection to meet PCC. This method alleviates the pressure on load balancers by offloading connection tracking to hosts and eliminates network state at load balancers. However, a portion of the traffic is redirected back to the data center network. The additional traffic caused by the rerouting may be detrimental to the operation of data center network, especially if the network is over-subscribed. Under Beamer and Faild, traffic rerouting is only triggered when an instance is added to or removed from the service pool and the amount of rerouted traffic is minimal, whereas in SHELL, rerouting may also happen if the load balancer sends new connections to an overwhelmed service instance. As a result, traffic rerouting occurs at a much higher frequency and added traffic volume is much higher in a congestion-aware load balancer. Other solutions that use connection tracking [3], [14] use significant amount of memory at load balancers and are vulnerable to denial of service attacks.

We propose the in-network congestion-aware load balancer (INCAB) to optimize the load distribution without relying on hosts to reroute any traffic. Our solution relies on service instances to notify load balancers if they experience congestion; load balancers in turn, prioritize sending traffic to uncongested hosts without relying on connection tracking or traffic rerouting. INCAB utilizes a Bloom filter [15] in conjunction with constant-sized hash tables to consistently distribute flows to end hosts. In rare occasions we allow end hosts to drop some packets and use a controller to learn from the dropped packets to avoid future packet drops on the same connection. Figure 1 surveys¹ the existing works and compares our design choices to our peers.

Following summarizes our contributions:

- We use a flow-level simulation to show that INCAB improves connections’ average flow completion time over stateless solutions by about 10%.

¹In this paper we strictly refer to the utilization of service instances as their state. Service instances’ state is different from the mapping between existing connections and assigned instances which is referred to as load balancers’ state. In our terminology a stateful load balancer is one that monitors that monitors instances’ state.

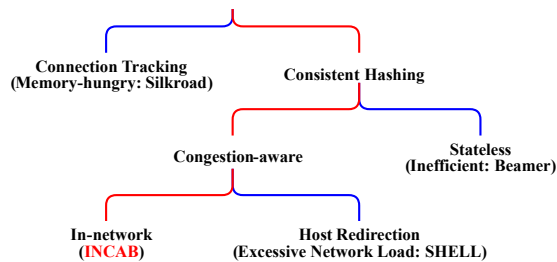


Figure 1: Load balancers' classification

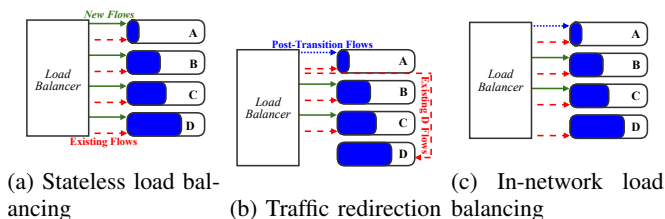


Figure 2: Load balancing methods

- Unlike majority of work in the field, our solution requires no modifications at hosts protocol stack; instead, INCAB relies on a light-weight application at the hypervisor to monitor instances' utilization.
- INCAB frees memory resources at load balancers by using a Bloom filter instead of connection tracking; compared to Silkroad or Spotlight, INCAB has a much smaller memory footprint.
- INCAB guarantees PCC without relying on traffic rerouting. We show that other solutions that use traffic rerouting can add as much as 8.5% additional traffic to the underlying network.

The rest of this paper is organized as follows. § II explains the advantages of in-network congestion-aware load balancing in more detail. Next, we introduce INCAB and present its design from data plane and controller plane perspectives in §III and §IV, respectively. § V evaluates INCAB and compares its performance to existing solutions. § VI surveys the related works in the area. Finally, § VII concludes the paper.

II. MOTIVATION AND BACKGROUND

In data centers, services are distinguished by their virtual IP addresses (VIPs). A VIP typically has many instances that are uniquely identified by their direct IP addresses (DIPs). Recent works proposed several mechanisms to maintain PCC on dynamic DIP pools. For instance, Beamer, Faild, and SHELL leverage from the connection state that is already stored at DIPs. These solutions implement a stateless load balancer that hashes connections into buckets that are mapped to DIPs. If a DIP is added to or removed from the pool, the load balancer updates corresponding buckets with new destinations from the DIP pool while memorizing the old mappings. Connections that hit the modified buckets are sent to the new destination. As a result, the new destination receives *all* of the traffic mapped to its buckets which includes new flows and existing flows to the old DIP. Since the new DIP has no state for existing

flows, it forwards them to their old DIP which is tagged to each packet by the load balancer. The traffic rerouting, also referred to as daisy chaining, guarantees PCC in such systems.

Given such advances, it may seem that adding an additional module to poll DIPs and include or exclude instances based on their utilization would be trivial. However, using a simple example we show the contrary, that is congestion aware load balancing is not trivial even using state-of-the-art DIP addition/removal techniques.

Consider the example of Figure 2a where a load balancer is distributing incoming traffic among four DIPs, one of which (D) is highly utilized, while another one (A) is under-utilized. In this case, a congestion-aware load balancer gives a higher priority to A to alleviate the load imbalance. Beamer provides a means to that goal. As shown in Figure 2b, the bucket entry for overwhelmed D can be changed to A which is under-utilized. We refer to this change as a *Transition* from D to A. Daisy chaining sends *all* of the traffic mapped to the updated bucket entry to A. We make a distinction between new flows that are added to unchanged destination (such as B and C) and destination in a transition (such as A); the latter are referred to as *post-transition flows*. A accepts post-transition flows and reroutes existing connections to D to preserve PCC. However, under this scenario, all of the flows to A and D share the same network bottleneck and have to compete for a share of bandwidth. As a result, new flows to A cannot fully utilize its resources and the rate of old flows to D would also be degraded.

This example shows that solutions that rely on traffic redirection at DIPs introduce new bottlenecks for the affected flows and may not be able to fully utilize DIP resources. The bottleneck may not pose serious problems in a stateless load balancer due to the infrequent changes at the pool. In a stateful load balancer, however, DIPs' share of new connections are dynamically adjusted during the runtime and daisy chaining is required at a much higher frequency as a result.

The optimal solution, as shown in Figure 2c, is for the load balancer to send existing D flows to the correct destination during the transition while sending transient flows to A. Such a load balancer is referred to as In-Network Congestion-Aware load Balancer (INCAB). The optimal solution has the following properties:

- 1) DIPs' share of new connections should be adjustable at runtime for efficient load distribution.
- 2) DIP selection should be in-network to avoid DIP-level traffic rerouting methods such as daisy chaining for minimized network load.
- 3) Connection tracking should be avoided to increase resilience and minimize memory usage at load balancers.

III. INCAB DATA PLANE

Figure 3 shows the data plane of our proposed INCAB. INCAB utilizes hash tables with fixed number of buckets mapped to the DIPs. INCAB has two different sets of buckets for existing flows and post-transition flows. In addition, it uses a Bloom filter to distinguish packets of post-transition flows from those of existing flows. To explain the operation

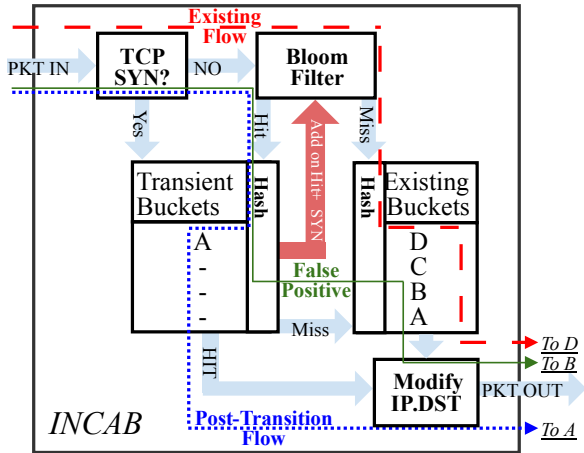


Figure 3: INCAB Architecture.

of INCAB we use three different scenarios that are highlighted in different colors and line styles in Figure 3.

Existing flows take the Red, dashed path where they merely mapped to to an entry in *Existing Buckets*. INCAB guarantees PCC by ensuring that entries of existing buckets are not modified as long as they have active flows.

INCAB identifies the first packet of new flows by monitoring TCP SYN flag and sends them to *Transient Buckets*. Transient buckets are used when a DIP is going through a transition. If a new flow is mapped to an empty transient bucket, it means that the flow is not post-transition. Such new flows are sent to the existing buckets and their future packets will take the Red path. The first packet of post-transition flows, however, is mapped to a non-empty transient bucket. INCAB adds 5-tuple identifier of post-transition flows to the Bloom filter to distinguish the rest of their packets from existing flows. The Blue dotted path in Figure 3 shows data path of post-transition flows.

A Bloom filter may return a false positive hit, meaning that a flow may hit the Bloom filter without being added to it. False positive rate depends on Bloom filter’s size, number of hash functions, and number of occupants. In Figure 3, false positives force existing flows to be processed by transient buckets. INCAB can detect a subset of false positives. In cases where the Bloom filter returns a false positive on a flow that is mapped to an empty transient bucket, INCAB detects the false positive and sends the flow back to the existing bucket to preserve consistency. For instance, in example of Figure 3, an existing flow to **B**, highlighted using a solid Green line, hits a false positive at the Bloom filter. However, since the transient bucket for the Green flow is empty, it is sent back to its existing bucket and is not affected by the Bloom filter’s false positive. In rare instances, Bloom filter false positives may happen to be mapped to a non-empty transient bucket in which case the architecture of Figure 3 breaks PCC. The probability of such instances as well as a workaround to maintain PCC in such cases are discussed in detail in § IV-B.

IV. INCAB CONTROL PLANE

Our proposed load balancing heuristic adjusts DIPs’ *share* of future flows through a closed feedback loop. Overwhelmed DIPs’ share of new flows are reduced while they still accept their existing connections. This process is repeated until the all DIPs workload roughly equalizes.

The controller also monitors existing buckets that experience an idle time out. A time out event means that all existing connections to the corresponding bucket are finished. Therefore, the controller proceeds to rewrite the content of timed-out existing bucket with that of its respective transient bucket. The controller also removes post-transition flows of the timed-out bucket from the Bloom filter.

A. Congestion-Aware Transitions

During transitions, INCAB routes post-transition flows using transient buckets that point to new DIPs. In normal operation, all DIPs have an equal number of entries on this table. However, we can adjust the share of new flows for each DIP by changing the number of buckets assigned to that DIP.

INCAB does not polling DIPs for congestion avoidance. Instead, it relies on DIPs to notify INCAB controller when they experience a change in their utilization. DIPs have a variety of resources such as network, CPU, memory, etc. We define DIPs’ *load level (LL)* as the utilization level of their highest-utilized resource. Figure 4 shows the utilization of **D**’s resources at t_0 . In this example, memory is the highest-utilized resource and it determines **D**’s LL. Note that other resource’s utilization may be used to determine the DIP’s LL at a different time. INCAB defines a set of exponential thresholds, and rely on an agent at DIPs to send a notification to the controller when the LL is changed. Figure 5 illustrates the load level of **D** over time and highlights the instances where INCAB controller is notified. DIPs use a sliding window to calculate the average load level. The sliding window size and slide are set in $O(10ms)$ to avoid frequent changes of LL at the boundary of thresholds.

INCAB controller’s objective is to achieve fair load distribution by bringing all DIPs to the same LL. INCAB controller uses announced LLs to determine DIPs’ share in existing/transient buckets. A heuristic algorithm at the controller periodically reduces the share of a DIP in the highest observed LL in half and initiates the transition of half of the buckets of the highly-utilized DIP to random DIPs in the lower LLs. As shown in Figure 6 DIPs in lower levels have a higher chance of being chosen for transitions; each LL gets an exponential weight which corresponds to probability of choosing DIPs in that LL for future transitions.

In our example, we assume that **A** is at LL1, **B**, **C** are at LL2 as shown in Figure 6. As shown in Figure 7, the controller start the transition on half of the buckets belonging to **D** when its LL reaches 2 at t_1 . One bucket is transitioned to **A**. At t_2 **D**’s LL drops to 1 which means that the highest observed LL is reduced to 1. This heuristic algorithm continues to periodically initiate transitions until all DIPs reach the same LL. As shown in Figure 7 the transition will not be terminated at t_2 ; new flows after t_2 are still considered as post-transition

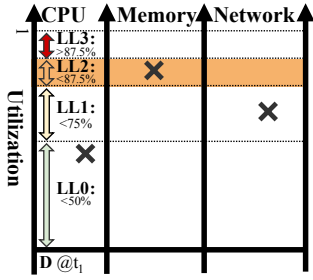


Figure 4: Highest-utilized re-source determines LL.

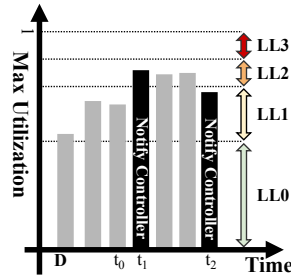


Figure 5: D notifies controller on LL changes.

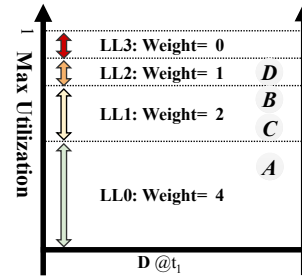


Figure 6: Low LLs get higher transition weights.

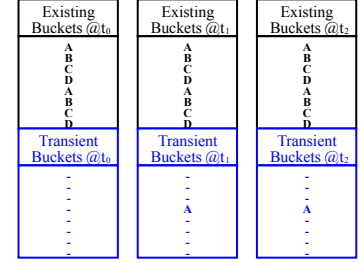


Figure 7: INCAB bucket transitions in our example.

flows and will be routed to **A**. To maintain PCC, can only be terminated after *all* existing flows to **D** end at which time we can rewrite the content of transient bucket to existing bucket and treat all active flows mapped to that bucket as existing flows. Termination of transitions is discussed in § IV-C.

B. Bloom Filter False Positives

Assuming that hash functions select entries with equal probability for a Bloom filter with k hash functions, size of m entries, and x inserted elements (i.e., number of entries in transition), probability of a positive rate is: $(1 - e^{-kx/m})^k$. Given that we are using N buckets for hashing, only x/N of Bloom filter false positives go through the transient buckets and break PCC. Hence, probability of a PCC break is:

$$\frac{x(1 - e^{-kx/m})^k}{N} \quad (1)$$

For instance, probability of PCC breaks for an INCAB with 64K buckets and a Bloom filter of 256K entries with 2 hash functions and 1000 inserted flows is smaller than 0.011%.

We detect flows that break PCC and track them using an additional table to achieve complete PCC. This mechanism is shown in Figure 8. In this example, the Bloom filter returns a false positive on an existing flow to **D** (1). The flow is mapped to a non-empty transient bucket and is routed to **A**. **A** receives the packet, and since it has no state for it, resets the connection with a TCP RST (2). Top of the rack (ToR) switch routes

TCP RSTs from IP range of DIPs to the controller (3). RSTs' redirection can be realized using a simple OpenFlow rule on ToR. The controller is aware of the transition from **D** to **A**, it rehashes the flow and finds its old target which is **D**. Based on this information the controller adds a rule to the false positive table to bypass this particular flow and directly send it to **D** (4). Future packets of this flow will hit the false positive table and are sent to **D** (5).

INCAB obsoletes daisy chaining and meets PCC without modifying hosts' protocol stack. It tracks some connections; however, as we show in Eq. 1, its false positive rate is at least an order of magnitude smaller than a pure Bloom filter.

C. Termination of Transitions

A transition is over when all of the existing flows that use the existing bucket finish. INCAB uses a counting Bloom filter [16] to enable flow removals once the transition is over.

INCAB sets an idle timeout on the entry of the existing bucket at the start of the transition. We detect the end of transition when the idle timeout event triggers in which case the INCAB load balancer sends a notification to the controller as shown in Figure 8. Once the controller receives the notification, it can safely rewrite the content of transient bucket to the existing bucket and vacate the transient bucket. INCAB also notifies the controller of every insertion to the Bloom filter and the controller removes all of the post-transition flows for finished transitions from the Bloom filter.

This mechanism ensures that INCAB always holds a minimum number of flows at the Bloom filter and reduces the probability of false positives according to Eq. 1.

V. EVALUATION

We have simulated a web service hosted by a content delivery network (CDN). In the experiments, we simulate 1024 DIPs with heterogeneous servers. The capacities of servers are 1Gbps in average. Also, we assumed that requests are initiated by broadband users whose maximum bandwidth does not exceed 100Mbps. In the simulation, flows are sampled from WIDE MAWI archive [17] and fed to the load balancer following the Poisson distribution. The flow arrival rate is set as 80% of the system capacity, which is around 5851 flows/second depending on the average flow size of the sampled flows. In INCAB, the Bloom filter is assigned with two

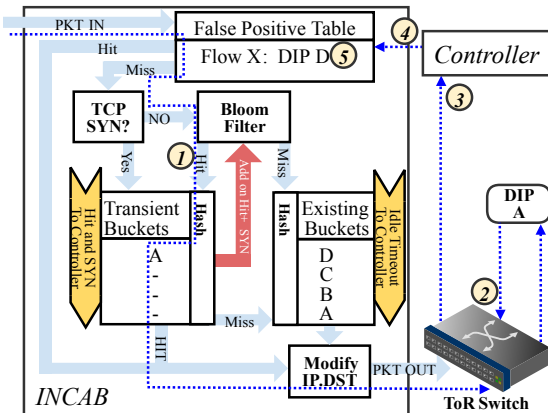


Figure 8: Tracking false positives to avoid PCC breaks.

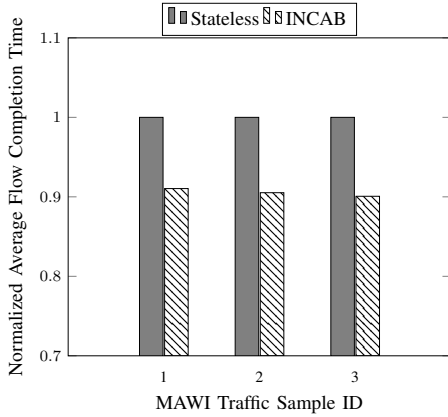


Figure 9: Average completion time.

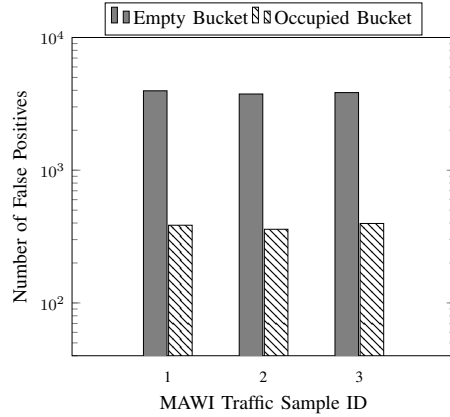


Figure 10: False positive rate.

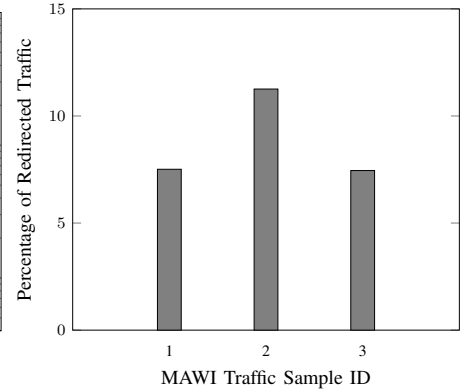


Figure 11: Traffic redirection.

hash functions and a 64MB table. To measure LL of each DIP, a sliding window with a width of 50ms is applied for calculating the moving average of DIP utilization. The window slides 1ms each time. Since 98% of the values are the same after sliding, the utilization changes smoothly, and so does LL. The smooth changes reduce the number of notifications that sent to the controller, because DIPs send a notification only when LL changes. By doing so, we can react to the LL changes in a short time without continuously notifying the controller. We consider the following performance metrics:

- Load balancing efficiency which affects flows' average completion time. Figure 9 compares flows' average completion time between INCAB and stateless schemes (e.g, Silkroad, Beamer). INCAB reduces flows' average completion time by 9.5%.
- False positive rate at the Bloom filter and switch memory utilization in terms of size of INCAB false positive connection table. We measure the the number of flows for which the Bloom filter returns a false positive over the course of simulation. As shown in Figure 10, INCAB data plane detects more than 90% of Bloom filter false positives. These are false positives that hit an empty transient bucket (see Figure 3). Only 10% of false positives hit an occupied transient bucket which are detected by the controller and added to the false positive table to meet PCC. During the course of the simulation number of such flows does not exceed 51.
- Pressure on networking fabric in terms of traffic redirection volume. We also measure how much traffic SHELL redirect back to the network due to the daisy chaining. Our results are illustrated in Figure 11. On average, SHELL roughly adds an 8.5% traffic overhead to the aggregated volume of traffic served by the service.

VI. RELATED WORKS

ECMP is the most common technique for load balancing at transport layer. Ananta [1] proposes softwareized ECMP-based load balancing for data centers. Duet [14] proposes hybrid load balancing; it keeps a connection table at software and uses commodity switches to perform ECMP-based flow

dispatching. Silkroad [3] utilizes programmable switches to perform flow tracking as well load balancing at hardware.

Consistent hashing is another technique for flow dispatching. Maglev [2] uses consistent hashing for flow dispatching, however, in dynamic scenarios Maglev prioritizes efficient load balancing over maintaining PCC. Faild [5] targets CDN pods and it uses consistent hashing and DIP-level traffic redirection to implement unweighted L4 load balancing without using connection tables. Beamer [4] implements a two-stage consistent hashing mechanism for flow dispatching at data center networks; it guarantees connection consistency through DIP traffic redirection thout network state.

Congestion-aware load balancers take DIPs load into account during flow dispatching. Spotlight [7] polls instances' utilization and assign DIP weights in proportion to their available capacities. It uses DIP weights for flow dispatching and meets PCC by implementing a connection table for all flows. 6LB [8] uses IPV6 segment routing and power of 2 choices to reroute traffic to a randomly chosen second choice when the first choice is overwhelmed; this solution also requires in-network state and tracks connections. SHELL [9] removes network state from 6LB traffic redirection, but it may break in some circumstances.

VII. CONCLUSION

INCAB uses minimal network state for in-network congestion-aware load balancing. It does not use connection tracking for every flow, thereby saving load balancers memory. It also avoids traffic redirection at hosts to save network bandwidth.

We use a flow-level simulation to evaluate INCAB's performance and compare it to existing works. Our simulation follows a CDN network where a load balancer distributes clients' requests among a service cluster of 1024 DIPs. We show that existing solutions that rely on traffic redirection may introduce as much as 8.5% additional traffic to the service cluster. Additionally, our results show that INCAB improves the average flow completion time by about 10%.

Our solution uses a Bloom filter as well as a compact connection table to achieve PCC. Our simulation shows that the size of the connection table is indeed very small and

its maximum number of occupants does not exceed 100 in

- 1) **Implementation of INCAB using P4 language.** The structure of INCAB control flow and buckets are compatible with P4 match-action tables and our peers have already implemented Bloom filters using P4 language [3]. As such, we plan to implement INCAB using $P4_{16}$ and integrate its control plane using P4 runtime. We are also building a small-scale testbed around the P4 implementation to evaluate INCAB and comparable schemes in more detail.
- 2) **Optimization of the number of buckets.** On the one hand, increasing the number of buckets not only reduces probability of Bloom filter false positives, but also provides finer granularity for the controller to adjust DIPs share of new flows during transitions. On the other hand, with increased number of buckets the controller needs to update more rules during transitions. That could pose a control plane bottleneck given the limitations of current generation of programmable switches' control channel. We plan to implement INCAB's control plane using P4 runtime and study the trade-off in sizing INCAB buckets.
- 3) **Formal analysis of control plane heuristics.** The heuristic feedback algorithm that we introduce in this paper shows significant potential in improving of flows' average completion time; however, we plan to further analyze the algorithm using formal methods to assess its fairness and convergence time.

REFERENCES

- [1] P. Patel, D. Bansal, L. Yuan, A. Murthy, A. G. Greenberg, D. A. Maltz, R. Kern, H. Kumar, M. Zikos, H. Wu, C. Kim, and N. Karri, "Ananta: cloud scale load balancing," in *ACM SIGCOMM 2013 Conference, SIGCOMM'13, Hong Kong, China, August 12-16, 2013*, pp. 207–218, 2013.
- [2] D. E. Eisenbud, C. Yi, C. Contavalli, C. Smith, R. Konoanov, E. Mann-Hielscher, A. Cilingiroglu, B. Cheyney, W. Shang, and J. D. Hosein, "Maglev: A fast and reliable software network load balancer," in *13th USENIX Symposium on Networked Systems Design and Implementation, NSDI 2016, Santa Clara, CA, USA, March 16-18, 2016*, pp. 523–535, 2016.
- [3] R. Miao, H. Zeng, C. Kim, J. Lee, and M. Yu, "Silkroad: Making stateful layer-4 load balancing fast and cheap using switching asics," in *Proceedings of the Conference of the ACM Special Interest Group on Data Communication, SIGCOMM 2017, Los Angeles, CA, USA, August 21-25, 2017*, pp. 15–28, 2017.
- [4] V. A. Olteanu, A. Agache, A. Voinescu, and C. Raiciu, "Stateless datacenter load-balancing with beamer," in *15th USENIX Symposium on Networked Systems Design and Implementation, NSDI 2018, Renton, WA, USA, April 9-11, 2018*, pp. 125–139, 2018.
- [5] J. T. Araújo, L. Saino, L. Buytenhek, and R. Landa, "Balancing on the edge: Transport affinity without network state," in *15th USENIX Symposium on Networked Systems Design and Implementation, NSDI 2018, Renton, WA, USA, April 9-11, 2018*, pp. 111–124, 2018.
- [6] A. Aghdai, M. Huang, D. Dai, Y. Xu, and J. Chao, "Transparent edge gateway for mobile networks," in *2018 IEEE 26th International Conference on Network Protocols (ICNP)*, pp. 412–417, IEEE, Sept 2018.
- [7] A. Aghdai, C. Chu, Y. Xu, D. H. Dai, J. Xu, and H. J. Chao, "Spotlight: Scalable transport layer load balancing for data center networks," *CoRR*, vol. abs/1806.08455, 2018.
- [8] Y. Desmouceaux, P. Pfister, J. Tollet, M. Townsley, and T. H. Clausen, "6lb: Scalable and application-aware load balancing with segment routing," *IEEE/ACM Trans. Netw.*, vol. 26, no. 2, pp. 819–834, 2018.
- [9] B. Pit-Claudel, Y. Desmouceaux, P. Pfister, M. Townsley, and T. Clausen, "Stateless load-aware load balancing in p4," in *2018 IEEE 26th International Conference on Network Protocols (ICNP)*, pp. 418–423, IEEE, Sept 2018.
- [10] D. R. Karger, E. Lehman, F. T. Leighton, R. Panigrahy, M. S. Levine, and D. Lewin, "Consistent hashing and random trees: Distributed caching protocols for relieving hot spots on the world wide web," in *Proceedings of the Twenty-Ninth Annual ACM Symposium on the Theory of Computing, El Paso, Texas, USA, May 4-6, 1997*, pp. 654–663, 1997.
- [11] T. Benson, A. Akella, and D. A. Maltz, "Network traffic characteristics of data centers in the wild," in *Proceedings of the 10th ACM SIGCOMM Internet Measurement Conference, IMC 2010, Melbourne, Australia - November 1-3, 2010*, pp. 267–280, 2010.
- [12] A. G. Greenberg, J. R. Hamilton, N. Jain, S. Kandula, C. Kim, P. Lahiri, D. A. Maltz, P. Patel, and S. Sengupta, "VL2: a scalable and flexible data center network," in *Proceedings of the ACM SIGCOMM 2009 Conference on Applications, Technologies, Architectures, and Protocols for Computer Communications, Barcelona, Spain, August 16-21, 2009*, pp. 51–62, 2009.
- [13] A. Aghdai, F. Zhang, N. Dasanayake, K. Xi, and H. J. Chao, "Traffic measurement and analysis in an organic enterprise data center," in *High Performance Switching and Routing (HPSR), 2013 IEEE 14th International Conference on*, pp. 49–55, IEEE, 2013.
- [14] R. Gandhi, H. H. Liu, Y. C. Hu, G. Lu, J. Padhye, L. Yuan, and M. Zhang, "Duet: Cloud scale load balancing with hardware and software," *ACM SIGCOMM Computer Communication Review*, vol. 44, no. 4, pp. 27–38, 2015.
- [15] B. H. Bloom, "Space/time trade-offs in hash coding with allowable errors," *Commun. ACM*, vol. 13, no. 7, pp. 422–426, 1970.
- [16] L. Fan, P. Cao, J. M. Almeida, and A. Z. Broder, "Summary cache: a scalable wide-area web cache sharing protocol," *IEEE/ACM Trans. Netw.*, vol. 8, no. 3, pp. 281–293, 2000.
- [17] K. Cho, K. Mitsuya, and A. Kato, "Traffic data repository at the WIDE project," in *Proceedings of the Freenix Track: 2000 USENIX Annual Technical Conference, June 18-23, 2000, San Diego, CA, USA*, pp. 263–270, 2000.

an environment where more than 5000 new connections are established every second. We aim to pursue further research on the topic on three different tracks: