

Identifying Interstellar Objects Trapped in the Solar System through Their Orbital Parameters

AMIR SIRAJ¹ AND ABRAHAM LOEB¹

¹*Department of Astronomy, Harvard University, 60 Garden Street, Cambridge, MA 02138, USA*

Submitted to ApJ

ABSTRACT

The first interstellar object, ‘Oumuamua, was discovered in the Solar System by Pan-STARRS in 2017, allowing for a calibration of the abundance of interstellar objects of its size and an estimation of the subset of objects trapped by the Jupiter-Sun system. Photographing or visiting these trapped objects would allow for learning about the conditions in other planetary systems, saving the need to send interstellar probes. Here, we explore the orbital properties of captured interstellar objects in the Solar System using dynamical simulations of the Jupiter-Sun system and random initial conditions. We compare the resulting distributions of orbital elements to those of the most similar population of known asteroids, namely Centaurs, to search for a parameter space in which interstellar objects should dominate and therefore be identifiable solely by their orbits. We find that there should be hundreds of ‘Oumuamua-size interstellar objects identifiable by Centaur-like orbits in polar or retrograde motion. We note four known objects that may be of interstellar origin. Finally, we estimate that LSST will be able to detect several tens of these objects.

Keywords: Minor planets, asteroids: general – comets: general – meteorites, meteors, meteoroids

1. INTRODUCTION

The first interstellar object, ‘Oumuamua, was discovered in the Solar System by the Pan-STARRS telescope (Meech et al. 2017; Micheli et al. 2018). Several follow-up studies of ‘Oumuamua were conducted to better understand its origin and composition (Bannister et al. 2017; Gaidos et al. 2017; Jewitt et al. 2017; Mamajek 2017; Ye et al. 2017; Bolin et al. 2017; Fitzsimmons et al. 2018). The detection of ‘Oumuamua allowed for a calibration of the number density of objects of similar size, estimated to be $\sim 10^{15} \text{ pc}^{-3}$ (Do et al. 2018). This updated number density is much higher than the previous estimate of $\lesssim 10^{12} \text{ pc}^{-3}$ (Moro-Martín et al. 2009; Engelhardt et al. 2017). Lingam & Loeb (2018a) used this calibration to estimate the capture rate of ‘Oumuamua-size interstellar objects by means of gravitational interactions with Jupiter and the Sun to be $1.2 \times 10^{-2} \text{ yr}^{-1}$, and the resulting number of ‘Oumuamua-size interstellar objects bound to the Solar System at any given time to be $\sim 6 \times 10^3$. Observing or visiting such objects could allow searching for signs of extraterrestrial life lo-

cally, without the need to send interstellar probes (Loeb 2018). However, such a search would come with a caveat that most asteroids in the Solar System reside outside the habitable zone. Here, we explore whether it is possible to identify trapped interstellar objects through their orbital parameters alone.

The outline of the paper is as follows. In Section 2 we explore the orbital parameters of trapped interstellar objects by simulating their gravitational capture by the Jupiter-Sun system. In Section 3 we describe our results, and in Section 4 we explore their implications in identifying interstellar objects in our solar system through their orbital parameters. In Section 5 we identify known objects that may be of interstellar origin, and in Section 6 we investigate the future detectability of the trapped interstellar object population. Finally, Section 7 summarizes our main conclusions.

2. SIMULATION METHODS

In this simulation, we consider interactions only with Jupiter, since it is the most massive planet. To model the motion of interstellar objects under the gravitational influence of the Jupiter-Sun system, we developed a Python package that randomly initializes and integrates the motions of particles from their points of closest ap-

proach to Jupiter to both the past and the future, and searches for particles that are initially unbound yet end in bound orbits after their gravitational interaction with Jupiter. The Python package created for this work used the open-source N-body integrator software **REBOUND** to trace the motions of particles under the gravitational influence of the Jupiter-Sun system (Rein & Liu 2012).

We initialize the simulation with the Sun, Jupiter, and a volume of test particles surrounding Jupiter at their distances of closest approach to the planet. The Sun and Jupiter define the ecliptic plane. We set the range of impact parameter, b , of the particles relative to Jupiter to be between 1 and 10 R_J , where R_J is Jupiter’s radius. The upper limit of 10 R_J was chosen after runs of the complete package with b set to vary between 0 and $\sim 10^3 R_J$ resulted in no captured particles for $b > 10 R_J$. To choose the value of b for each particle, we draw randomly from a weighted distribution in which the likelihood of a particle having any given value of b between 1 and 10 R_J is proportional to b itself, due to the fact that each value of b represents a circular infinitesimal ring of area $2\pi b db$ around Jupiter.

For each value of b that is chosen, we randomly pick an angle within the ecliptic plane between 0 and 2π , as well as a zenith angle between 0 and π . Using these two angles and b , we set each particle’s position vector relative to Jupiter.

While the LSR velocity is $15.5 \pm 3 \text{ km s}^{-1}$ according to Bland-Hawthorn & Gerhard (2016), Mamajek (2017) points out that the mean velocity of nearby stars is closer to 20 km s^{-1} . We set the initial speed of each particle as $v_\infty \sim 20 \text{ km s}^{-1}$, since this is the approximate characteristic value of the velocity dispersion. The scatter from the motions of individual stars should not affect significantly our results. While 20 km/s would be the characteristic velocity of interstellar objects, any other object with the same velocity, such as an Oort cloud object ejected at that speed, could be misconstrued with interstellar objects in this analysis. We subsequently calculate the speed of each particle using conservation of energy.

To ensure that each particle is at its distance of closest approach, we require the velocity vector to lie in the plane perpendicular to the position vector relative to Jupiter. For each particle, we pick a random angle between 0 and 2π to determine in which direction the velocity vector points within this plane. Using the speed and the angle within the plane perpendicular to the position vector, we construct each particle’s velocity vector. At this point, we have fully initialized each particle with both a position and a velocity vector.

In the first stage of the simulation, we integrate all of the particles backward in time and determine which ones are initially unbound. We use the **WHFast** integrator in **REBOUND** to trace each particle from $t = 0$ to an earlier time $-t_i$ (Rein & Tamayo 2015), where t_i is an amount of time to sample either side of the closest approach to Jupiter. The only constraint on t_i is that it is a time interval at and above which the results of the simulation do not change, on the order of Jupiter’s orbital period. We then compute the escape velocity relative to the Jupiter-Sun system for each particle using the expression below and label all particles with speed $v(-t_i) > v_{esc}$ as initially unbound, where

$$v_{esc} = \sqrt{\frac{2GM_\odot}{d_\odot} + \frac{2GM_J}{d_J}}, \quad (1)$$

with d_\odot and d_J being the distances from the Sun and Jupiter, respectively. In the second stage of the simulation, we integrate the particles with unbound initial conditions forward in time and find which ones will end in bound orbits around the Sun. We use **WHFast** to integrate each particle from $t = 0$ to t_i . We again compute each particle’s escape velocity and determine that all particles with speed $v(t_i) < v_{esc}$ become gravitationally bound and therefore satisfy the condition of capture.

Finally, our Python package calculates initial conditions and final orbital parameters for the captured particles. At $-t_i$, we calculate each particle’s incoming zenith angle, θ , where 90° corresponds to the plane of the ecliptic. We then use **Orbital**¹, an open source orbital mechanics package, to compute each particle’s semi-major axis a , eccentricity e , and inclination i , at t_i . We subsequently compute orbital period, T , perihelion distance, q , and aphelion distance, Q .

3. SIMULATION RESULTS

We ran our Python package for 10^5 particles, which resulted in 2571 instances of capture. We find the distribution of captured objects as a function of incoming zenith angle, θ , to be symmetric with the highest likelihood of capture corresponding to the plane of the ecliptic and a standard deviation of 11° . The distribution of impact parameter, b , is negatively skewed with a median of 5.5 R_J , 25th and 75th percentiles of 3.8 R_J and 7.3 R_J , respectively, and a range of 1 R_J to $\sim 10 R_J$. These probability distributions are displayed in Fig. 1, and are normalized to unit area.

As for the final orbital parameters, the distribution of semi-major axis, a , is positively skewed with a median of

¹ <https://pypi.org/project/OrbitalPy/>

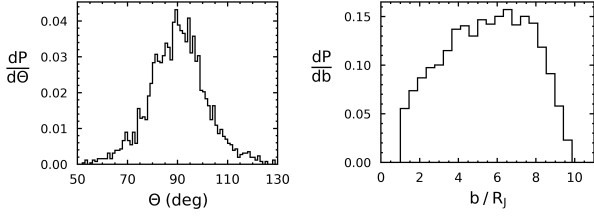


Figure 1. Distributions of the initial conditions of captured objects, in terms of the incoming zenith angle, θ , and impact parameter, b .

13 AU, 25th and 75th percentiles of 6.9 AU and 28 AU, respectively, and a range of 0.49 AU to $\sim 2 \times 10^3$ AU. The distribution of eccentricity, e , is negatively skewed with a median of 0.74, 25th and 75th percentiles of 0.54 and 0.89, respectively, and a range of up to ~ 1 . The distribution of inclination, i , is positively skewed with a median of 33°, 25th and 75th percentiles of 24° and 47°, respectively, and a range of up to 160°. The distribution of orbital period, T , is positively skewed with a median of 43 yr, 25th and 75th percentiles of 17 yr and 140 yr, respectively, and a range of up to $\sim 10^5$ yr. The distribution of perihelion distance, q , is negatively skewed with a median of 4.0 AU, 25th and 75th percentiles of 2.6 AU and 4.9 AU, respectively, and a range of up to 5.7 AU. The distribution of aphelion distance, Q , is positively skewed with a median of 21 AU, 25th and 75th percentiles of 9.6 AU and 50 AU, respectively, and a range of up to $\sim 4 \times 10^3$ AU. These probability distributions are displayed in Fig. 2, and are normalized to unit area. A plot of semi-major axis, a , and eccentricity, e , is shown in Fig. 3.

4. IDENTIFIABILITY OF TRAPPED INTERSTELLAR OBJECTS

Is it possible to identify trapped interstellar objects through their orbital parameters alone? To explore this question, we compare our orbital element distributions of trapped ~ 100 m size interstellar objects to those of ~ 100 m size background objects which originated in the Solar System. The population of Solar System objects with orbital elements similar to our theoretical population are the Centaurs, which are defined by Grav et al. (2011) as objects that have $5.5 \leq a \leq 30$ AU and $q > 5.5$ AU. We will call our theoretical population ‘Centaur-like’ as the objects have $\sim 3 \leq a \leq 30$ AU and $q > 2$ AU.

The size distribution of Centaurs is not well-constrained, and ~ 100 m diameter Centaurs have yet to be discovered. We will estimate the number density of ~ 100 m size Centaurs by using a model derived by Bauer et al. (2013): $n(> D) \propto D^{-1.7}$, where D is the diameter of

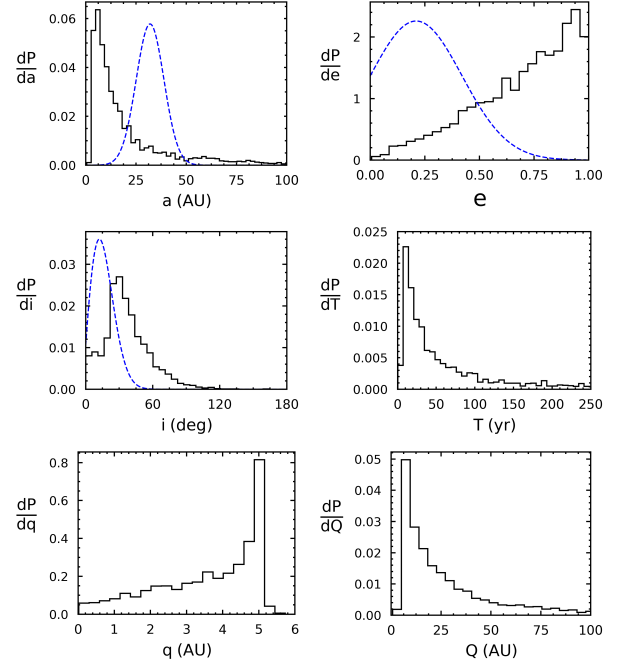


Figure 2. Distributions of final conditions of captured objects, namely semi-major axis, a , eccentricity, e , inclination, i , orbital period, T , perihelion distance, q , and aphelion distance, Q . The blue dashed lines show $P_{\text{Centaur}}(a)$, $P_{\text{Centaur}}(e)$, and $P_{\text{Centaur}}(i)$, using equations (2), (3), and (4), respectively.

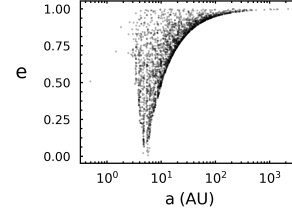


Figure 3. Distribution of semi-major axis, a , and eccentricity, e , of the captured objects.

the object. Extrapolating this model to $D \sim 100$ m gives us an estimate of $\sim 10^7$ Centaurs.

Jedicke & Herron (1997) describe the distributions of a , e , and i for Centaurs using analytic expressions. We normalize these expressions, as corrected by Grav et al. (2011), to the respective ranges for each parameter, forming the following probability distributions:

$$P_{\text{Centaur}}(a) = \frac{1}{6.9\sqrt{2\pi}} \exp\left[-\frac{(a - 32 \text{ AU})^2}{2 \cdot (6.9 \text{ AU})^2}\right] \text{ AU}^{-1}, \quad (2)$$

$$P_{\text{Centaur}}(e) = 2.26 \exp\left[-\frac{(e - 0.21)^2}{2 \cdot (0.21)^2}\right], \quad (3)$$

$$P_{Centaur}(i) = 3.96 \times 10^{-3} (i + 2.7) \exp\left[-\frac{(i + 2.7)^2}{2 \cdot (15^\circ)^2}\right] \text{deg}^{-1}, \quad (4)$$

To mathematically describe the orbital element distributions of trapped interstellar objects, we fit Gaussian distributions to the segments of distributions that deviate most significantly from their Centaur counterparts. We describe $0 \leq a \leq 10$ AU and $0.8 \leq e \leq 1$ with Gaussian peaks and $60 \leq i \leq 180^\circ$ with a Gaussian tail, and express the resulting functions as normalized probability distributions:

$$P_{interstellar}(a) = 6.33 \times 10^{-2} \exp\left[-\frac{(a - 9 \text{ AU})^2}{2 \cdot (7 \text{ AU})^2}\right] \text{AU}^{-1}, \quad (5)$$

$$P_{interstellar}(e) = 3.73 \exp\left[-\frac{(e - 0.93)^2}{2 \cdot (0.16)^2}\right], \quad (6)$$

$$P_{interstellar}(i) = 1.65 \times 10^{-2} \exp\left[-\frac{(i - 31^\circ)^2}{2 \cdot (28^\circ)^2}\right] \text{deg}^{-1}. \quad (7)$$

The total number of ~ 100 m size interstellar objects is estimated to be $\sim 6 \times 10^3$ (Lingam & Loeb 2018a), whereas the total number of ~ 100 m size Centaurs is estimated to be $\sim 10^7$. The best way to distinguish between the populations is through their orbital inclination. We derive $N_{Centaur}(i)$ and $N_{interstellar}(i)$ as follows:

$$N_{Centaur}(i) = 10^7 \cdot P_{Centaur}(i), \quad (8)$$

$$N_{interstellar}(i) = 6 \times 10^3 \cdot P_{interstellar}(i). \quad (9)$$

For the number of interstellar objects to dominate over Centaurs, we require that $\frac{N_{interstellar}(i)}{N_{Centaur}(i)} > 10$. We find that this condition holds for $i \gtrsim 77^\circ$, and we integrate $N_{interstellar}(i) di$ from 77° to 180° , resulting in an expected an identifiable trapped population of $N_{interstellar} \sim 350$.

5. TRAPPED INTERSTELLAR OBJECT CANDIDATES

We will use the size distribution of Centaurs as an estimate for that of trapped interstellar objects, namely $n(> D) \propto D^{-1.7}$, where D is the diameter of the object. Approximating $n(> D) \sim 6 \times 10^3$ for $D = 100$ m (Lingam & Loeb 2018a), we find that $n(> D) \gtrsim 10$ for $D \gtrsim 4$ km.

We assume a very low albedo (.05) to find a conservative cutoff value for absolute magnitude of 4 km size

Table 1. Orbital parameters for possible trapped interstellar objects, namely semi-major axis, a , eccentricity, e , inclination, i , orbital period, T , perihelion distance, q , and aphelion distance, Q .

Candidate	a (AU)	e	i (deg)	T (yr)	q (AU)	Q (AU)	H
2018 TL6	8.26	.79	170.9	23.76	1.72	14.8	19.9
2017 SV13	9.65	.79	113.2	29.99	2.01	17.3	18.2
2011 SP25	19.54	.88	109.1	86.35	2.27	36.8	16.8
2017 RR2	23.65	.89	89.1	115	2.63	44.7	17.5

objects, $H > 16$. We then filter all objects in the MPC database to those with values of semi-major axis, a , and eccentricity, e , within our established 25th and 75th percentile bounds, as well as inclination, $i \gtrsim 77^\circ$, and absolute magnitude, $H > 16$. We find four potential trapped interstellar objects, enumerated in Table 1.

6. FUTURE DETECTABILITY OF TRAPPED INTERSTELLAR OBJECTS

Future surveys, such as the Large Synoptic Survey Telescope (LSST²), will be able to search for our predicted population of trapped interstellar objects. While some current surveys, such as the Hyper Suprime-Cam Survey (HSCS³), have comparable sensitivity, LSST has a far larger field of view which will be more advantageous for the search.

An ‘Oumuamua-size object would have an apparent magnitude of 24.5, LSST’s limit, at a distance of ~ 2 AU from the Sun. We will again use the size distribution of Centaurs as an estimate for that of trapped interstellar objects, namely $n(> D) \propto D^{-1.7}$, where D is the diameter of the object. The maximum distance at which an object can be observed scales as, $d \propto D^{\frac{1}{2}}$. Using the approximations, $d \sim 2$ AU and $n(> D) \sim 6 \times 10^3$, for $D = 100$ m, we express $n(> D)$ as the following function of d ,

$$n(> D) \sim 6.3 \times 10^4 \cdot \left(\frac{d}{\text{AU}}\right)^{-3.4}. \quad (10)$$

We then calculate the time-averaged distance of each particle in the population, $d = a(1 + \frac{e^2}{2})$. Finally, we multiply each value of $n(> D)$ by the proportion of the population that is at an average distance d , to obtain the number of objects expected to be detectable by LSST as a function of d , shown in Fig. 4. We expect several tens of trapped interstellar objects to be detectable by LSST, with diameters ranging from ~ 100 m to ~ 10 km. The stability lifetime of the trapped orbits is taken into account in this prediction, as it is based on the Lingam & Loeb (2018a) treatment of the steady state population

² <https://www.lsst.org/>

³ <https://hsc.mtk.nao.ac.jp/ssp/survey/>

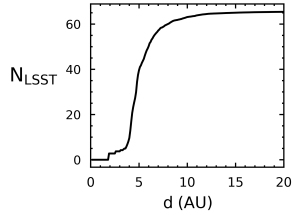


Figure 4. Cumulative number of expected LSST detections of trapped interstellar objects in the size range of 100 m – 10 km, out to a distance, d .

of trapped objects. The lifetime over which an object will receive a kick from Jupiter is on the same order as the stability lifetime.

7. CONCLUSIONS

We simulated the capture of interstellar objects with an initial speed $v_\infty \sim 20 \text{ km s}^{-1}$ outside the Solar System by means of three-body interactions with the Jupiter-Sun system. This was done by first populating the volume surrounding Jupiter with individual particles at their distances of closest approach to the planet. We then integrated the particle trajectories backward in time to determine which ones would be unbound from the Jupiter-Sun system, and subsequently integrated those particles forward in time to find which ones end in bound orbits. We then compared the resulting distributions of orbital elements to those of Centaurs to identify parameters for which interstellar objects should dominate and therefore be easily identifiable. Using these results, we identified known objects that may be of interstellar origin. Finally, we estimated the number of trapped interstellar objects detectable by LSST.

Our calculations indicate that out of the trapped population of $\sim 6 \times 10^3$ ‘Oumuamua-size interstellar objects, there should be ~ 350 trapped objects in our Solar System identifiable by Centaur-like orbits at $i \gtrsim 77^\circ$, corresponding to polar and retrograde orbits. We find that four known objects have orbital parameters indicating their possible interstellar origin: 2011 SP25, 2017 RR2, 2017 SV13, and 2018 TL6, as listed in Table 1. Out of the entire population of trapped interstellar objects, we estimate that there are several tens of interstellar ob-

jects, ranging in diameter from $\sim 100 \text{ m}$ to $\sim 10 \text{ km}$, detectable by LSST.

In addition, the sharp boundary on the right side of Fig. 3 indicates that the orbits of trapped interstellar objects should cross that of Jupiter, as a result of a singular scattering event. This condition should further aid the search for trapped interstellar objects.

The orbit of asteroid (514107) 2015 BZ509, which was proposed to have an interstellar origin, is reproducible within the orbital parameter distributions of our trapped population (Namouni & Morais 2018). However, its orbital parameters are relatively unlikely, falling in the bottom quartile of both semi-major axis and eccentricity distributions. This could potentially be attributed to detection bias, as objects that are closer in are more likely to be detected by telescopes.

There is strong scientific motivation for investigating interstellar objects, including the potential to gain a deeper understanding of planetary system formation (Seligman & Laughlin 2018). Follow-up observations can help facilitate missions to probe objects of interstellar origin in this orbital parameter space. High-resolution spectroscopy could also be used to measure oxygen isotope ratios for objects with cometary tails in this orbital parameter space, as such ratios are expected to be markedly different for objects of interstellar origin, compared to those which originated within the Solar System (Lingam & Loeb 2018a). Exploration of trapped interstellar objects could potentially help reveal the prospects of life in other star systems as well as extraterrestrial artifacts (Freitas 1983; Haqq-Misra & Kopparapu 2012; Wright 2018; Lingam & Loeb 2018b; Bialy & Loeb 2018). However, such a search would come with a caveat that most asteroids in the Solar System reside outside the habitable zone.

ACKNOWLEDGEMENTS

We thank Martin Elvis, John Forbes, Manasvi Lingam, and Roman Rafikov for helpful comments on the manuscript. We also thank Peter Veres for helping us estimate the population of $\sim 100 \text{ m}$ Centaurs in the Solar System. This research has made use of data and/or services provided by the International Astronomical Union’s Minor Planet Center. This work was supported in part by a grant from the Breakthrough Prize Foundation.

REFERENCES

- Bannister M. T., et al., 2017, *The Astrophysical Journal*, 851, L38
- Bauer J. M., et al., 2013, *The Astrophysical Journal*, 773, 22
- Bialy S., Loeb A., 2018, *The Astrophysical Journal*, 868, L1

- Bland-Hawthorn J., Gerhard O., 2016, [Annual Review of Astronomy and Astrophysics](#), 54, 529
- Bolin B. T., et al., 2017, [The Astrophysical Journal Letters](#), Volume 852, Issue 1, article id. L2, 10 pp. (2018)., 852
- Do A., Tucker M. A., Tonry J., 2018, [The Astrophysical Journal](#), 855, L10
- Engelhardt T., Jedicke R., Vereš P., Fitzsimmons A., Denneau L., Beshore E., Meinke B., 2017, [The Astronomical Journal](#), 153, 133
- Fitzsimmons A., et al., 2018, [Nature Astronomy](#), 2, 133
- Freitas R. A., 1983, [Icarus](#), 55, 337
- Gaidos E., Williams J., Kraus A., 2017, [Research Notes of the AAS](#), 1, 13
- Grav T., Jedicke R., Denneau L., Chesley S., Holman M. J., Spahr T. B., 2011, [Publications of the Astronomical Society of the Pacific](#), 123, 423
- Haqq-Misra J., Kopparapu R. K., 2012, [Acta Astronautica](#), 72, 15
- Jedicke R., Herron J., 1997, [Icarus](#), 127, 494
- Jewitt D., Luu J., Rajagopal J., Kotulla R., Ridgway S., Liu W., Augusteijn T., 2017, [The Astrophysical Journal](#), 850, L36
- Lingam M., Loeb A., 2018a, [The Astronomical Journal](#), Volume 156, Issue 5, article id. 193, 8 pp. (2018)., 156
- Lingam M., Loeb A., 2018b, [Astrobiology](#), arXiv:1807.08879
- Loeb A., 2018, Technical report, Six Strange Facts About ‘Oumuamua. ([arXiv:1811.08832](#))
- Mamajek E., 2017, [Research Notes of the AAS](#), 1, 21
- Meech K. J., et al., 2017, [Nature](#), 552, 378
- Micheli M., et al., 2018, [Nature](#), 559, 223
- Moro-Martín A., Turner E. L., Loeb A., 2009, [Astrophysical Journal](#), 704, 733
- Namouni F., Morais M. H. M., 2018, [Monthly Notices of the Royal Astronomical Society: Letters](#), 477, L117
- Rein H., Liu S.-F., 2012, [Astronomy & Astrophysics](#), 537, A128
- Rein H., Tamayo D., 2015, [Monthly Notices of the Royal Astronomical Society](#), 452, 376
- Seligman D., Laughlin G., 2018, [The Astronomical Journal](#), Volume 155, Issue 5, article id. 217, 13 pp. (2018)., 155
- Wright J. T., 2018, [International Journal of Astrobiology](#), 17, 96
- Ye Q.-Z., Zhang Q., Kelley M. S. P., Brown P. G., 2017, [The Astrophysical Journal](#), 851, L5