

An Introduction to Krylov Subspace Methods

A Less Mathematical Way to Understand

SHITAO FAN
Zhejiang University
November 26, 2018

Abstract

Nowadays, many fields of study are have to deal with large and sparse data matrixes, but the most important issue is finding the inverse of these matrixes. Thankfully, Krylov subspace methods can be used in solving these types of problem. However, it is difficult to understand mathematical principles behind these methods. In the first part of the article, Krylov methods are discussed in detail. Thus, readers equipped with a basic knowledge of linear algebra should be able to understand these methods. In this part, the knowledge of Krylov methods are put into some examples for simple implementations of a commonly known Krylov method GMRES. In the second part, the article talks about CG iteration, a widely known method which is very similar to Krylov methods. By comparison between CG iteration and Krylov methods, readers can get a better comprehension of Krylov methods based on CG iteration. In the third part of the article, aiming to improve the efficiency of Krylov methods, preconditioners are discussed. In addition, the restarting GMRES is briefly introduced to reduce the space consumption of Krylov methods in this part.

Keywords: Krylov subspace method, CG iteration, algorithm

Contents

1	Introduction	3
2	Krylov methods	3
2.1	Why use Krylov methods	3
2.2	What is Krylov subspace	3
2.3	How to use Krylov methods	4
2.3.1	Algorithm of Krylov methods	4
2.3.2	Simple implement of GMRES	5
3	Comparison between CG(conjugate gradient) method and Krylov subspace method-GMRES	8
3.1	Conjugate gradient method	8
3.2	Comparison	8
4	Further introduce about GMRES	10
4.1	Preconditioner applied to GMRES and CG	10
4.1.1	What is preconditioner	10
4.1.2	Why use preconditioner in GMRES and CG	10
4.1.3	How to find preconditioner in GMRES and CG	10
4.1.4	How to use preconditioner in GMRES and CG	11
4.2	Restarting of GMRES	13
5	Appendix	13
5.1	Proof1	13
5.2	Code1	14

1 Introduction

When meeting a problem to solve a linear system $Ax = b$ where A is a square matrix and b is a vector, people might primarily consider the solution can be easy to be expressed by $A^{-1}b$. However, if A is large, calculation of the inverse of A can be inefficient and space consuming.

In optimization, scholars usually think about the function of A^{-1} to a vector, which means when inputting a vector b , by the function of A^{-1} , the system can calculate a x . There are many methods created to solve a linear system. However, if the matrix gets larger and sparser, some efficient ways should be found.

Here it comes to some methods connected with Krylov subspace. They are valid ways to deal with large and sparse matrixes. Krylov methods are more likely ways to reduce the dimension of the matrix. In other words, vulgar understanding of Krylov methods can be summarized by:

*Inversion of large and sparse matrix \Rightarrow Krylov method(usually GMRES)
 \Rightarrow Least linear square \Rightarrow Inversion of small matrix*

2 Krylov methods

2.1 Why use Krylov methods

To solve a linear system, those familiar methods like Gauss elimination or other simple iteration(such as Jacobi iteration) may firstly put in to consideration. But confronted with colossal data matrix, these methods are not as useful as dealing with middle and small size matrixes, because the consumption of Gauss elimination and Jacobi iteration is $O(n^3)$. Moreover, these matrixes might be indefinite and asymmetrical. In this situation, using Krylov methods is really effective to conquer a large and linear system.

2.2 What is Krylov subspace

Krylov-based algorithms iteratively compute an approximation of x by transforming an n -dimensional vector space into a lower m -dimensional($m \leq n$) subspace using matrix-vector multiplications without requiring estimation of A^{-1} explicitly. Usually, get a rough estimate of $Ax = b$ by x_0 , then let $x = x_0 + x_m$. The estimate of x_m forms an approximation in the Krylov subspace \mathcal{K}_m :

$$\mathcal{K}_m(A, r_0) = \text{span}\{r_0, Ar_0, \dots, A^m r_0\}, \quad r_0 = b - Ax_0$$

"Span" means every vector in $\mathcal{K}_m(A, r_0)$ can be expressed by the linear combination of the basis $\{r_0, Ar_0, \dots, A^m r_0\}$.

In other words, a conclusion can be drawn: $x_m \approx \sum_{i=1}^{m-1} \beta_i A^i r_0$.
 If eager to estimate x_m accurately, a k must be found to meet:

$$\underset{z \in \mathcal{K}_k(A, r_0)}{Az} = \underset{y \in \mathcal{K}_k(A, r_0)}{y}$$

$\mathcal{K}_k(A, r_0) = \text{span}\{r_0, Ar_0, \dots, A^m r_0\}$ is called the invariant subspace of A . However, k is connected with the scale of the matrix. When the matrix gets larger, calculation becomes more onerous. Thus, a small number m are usually set to make the error $r_m = b - A(x_0 + x_m)$ smaller than the tolerance.

2.3 How to use Krylov methods

2.3.1 Algorithm of Krylov methods

This section concentrates on Arnoldi's Method at first, which is a way to generalize a vector group to span Krylov subspace. to begin with, find a normalized vector in Krylov subspace. Then, use A to multiply the vector and exploit Schmidt orthogonalization making the vector perpendicular to the formal one. After m times of that procedure, Arnoldi's Method generalizes m vectors which are perpendicular to each other.

ALGORITHM Arnoldi

1. choose a vector v_1 , s.t. $\|v_1\|_2 = 1$.
2. For $j = 1, 2, \dots, m$ Do:
3. Compute $h_{ij} = (Av_j, v_i)$ for $i = 1, 2, \dots, j$
4. Compute $\omega_j = Av_j - \sum_{i=1}^j h_{ij} v_i$
5. $h_{j+1,j} = \|\omega_j\|_2$
6. if $h_{j+1,j} = 0$ then stop
7. EndDO

In this algorithm, Arnoldi method generalizes a unit orthogonal basis $V_m = (v_1, \dots, v_m)$ of Krylov subspace. Plus, noticing the matrix H_m consisting of h_{ij} . It is not hard to draw a conclusion (The proof of it is written at appendix Proof1) :

$$AV_m = V_m H_m$$

Then, return to solve the linear system $Ax = b$. When using Krylov method with less calculation, errors are inevitable. Therefore, Krylov methods want to find a small m to get the estimate of x by $x_0 + x_m$ and make the residue r_m as small as possible. It is described in the following equation:

$$\min_{x_m \in \mathcal{K}_m(A, r_0)} \|Ax - b\|_2, x = x_0 + x_m$$

Let $r_0 = b - Ax_0$, $\beta := \|r_0\|_2$, $v_1 := r_0/\beta$ and $e_1 = [1, 0, 0, \dots, 0]^T$

Estimate $\|Ax - b\|_2$ as

$$\begin{aligned} & \|Ax - b\|_2 \\ &= \|A(x_0 + x_m) - b\|_2 \\ &= \|A(x_0 + V_m y) - b\|_2 \\ &= \|AV_m y - r_0\|_2 \\ &= \|V_m H_m y - r_0\|_2 \\ &= \|V_m H_m y - \beta v_1\|_2 \\ &= \|V_m(H_m y - \beta e_1)\|_2 \end{aligned}$$

So the former problem converts into:

$$\min_y \|H_m y - \beta e_1\|_2$$

And in this way, the reduction dimension property of Krylov methods indicated in the introduction section has been implemented. And if $m \ll$ the scale of A , these steps have already converted the problem to be a simple one with less calculation. The following algorithm is a way to implement it.

ALGORITHM GMRES

1. Compute $r_0 = b - Ax_0$, $\beta := \|r_0\|_2$, and $v_1 := r_0/\beta$
get a rough estimate of the equation and initialize the prim vector of krylov subspace.
2. For $j = 1, 2, \dots, m$ Do:
3. Compute $\omega_j = Av_j$
construct the next vector to span krylov subspace.
4. For $i = 1, \dots, j$ Do:
5. $h_{ij} = (\omega_j, v_i)$
6. $\omega_j = \omega_j - h_{ij}v_i$
Schmidt orthogonalize the vector.
7. EndDo
8. $h_{j+1,j} = \|\omega_j\|_2$, if $h_{j+1,j} = 0$, set $m = j$ and break
test whether the subspace is invariant suspace.
9. $v_{j+1} = \omega_j/h_{j+1,j}$
normalize the vector
10. EndDo
11. Define the $(m + 1) * m$ Hessenberg matrix $H_m = \{h_{ij}\}_{1 \leq i \leq m+1, 1 \leq j \leq m}$
12. Compute y_m the minimizer of $\|\beta e_1 - H_m y_m\|_2$ and $x_m = x_0 + V_m y_m$.
use least linear square to minimize the residue.

2.3.2 Simple implement of GMRES

In this section, a 3×3 matrix is used as an example to show how GMRES works. Its matlab code is written in the appendix name Code1.

EXAMPLE1 GMRES

$$A = \begin{bmatrix} 1 & 4 & 7 \\ 2 & 9 & 7 \\ 5 & 8 & 3 \end{bmatrix} \quad b = \begin{bmatrix} 1 \\ 8 \\ 2 \end{bmatrix}$$

Let $x_0 = 0$, $r_0 = b$, and $maxit = 3$

$$V_m = (v_1, v_2, v_3)$$

$$H_m = \{h_{i,j}\}_{(m+1) \times m}$$

$$\beta := \|r_0\|_2 = 8.31, \quad v_1 = r_0/\beta = [0.12, 0.96, 0.24]^T$$

$$\omega_1 = Av_1 = [5.66, 10.59, 9.03]^T$$

$$h_{1,1} = (\omega_1, v_1) = 13.06$$

$$\omega_1 = \omega_1 - h_{1,1}v_1 = [4.09, -198, 5.88]^T$$

$$h_{2,1} = \|\omega_1\|_2 = 7.43$$

$$v_2 = \omega_1/h_{2,1} = [0.55, -0.27, 0.79]^T$$

In the same way, all the vectors and matrixes can be calculated:

$$V_m = \begin{bmatrix} 0.12 & 0.55 & 0.82 \\ 0.96 & -0.27 & 0.037 \\ 0.24 & 0.79 & -0.56 \end{bmatrix} \quad H_m = \begin{bmatrix} 13 & 5.4 & -1.6 \\ 7.4 & 4.0 & 1.1 \\ 0 & 2.6 & -4.1 \\ 0 & 0 & 0 \end{bmatrix}$$

So now the problem changes to $argmin \|\beta e_1 - H_m y_m\|_2$. It is easy to get:

$$y_m = [1.36, -2.16, -1.4]^T, \quad x = 0 + x_m = [-2.18, 1.84, -0.6]^T$$

EXAMPLE2 GMRES

Like what EXAMPLE1 does, EXAMPLE3 uses the same way to solve a linear system: $AX = B$

$$A = \begin{bmatrix} 1 & 4 & 7 \\ 2 & 9 & 7 \\ 5 & 8 & 3 \end{bmatrix} \quad b = \begin{bmatrix} 1 & 2 & 5 \\ 8 & 3 & -3 \\ 2 & 9 & 8 \end{bmatrix}$$

To solve it, X should be separated by (x_1, x_2, x_3) and B should be separated by (b_1, b_2, b_3) . Thus the problem is divided into $Ax_i = b_i, \quad i = 1, 2, 3$ And the result of it is:

$$X = \begin{bmatrix} -2.2 & 2.1 & 4.8 \\ 1.8 & -0.22 & -2.6 \\ -0.59 & 0.11 & 1.5 \end{bmatrix}$$

EXAMPLE3 GMRES

In this example, the reduction dimension property will be talked here.

Here A is a random 100×100 matrix, and b is a random 100×1 vector. Use GMRES function in matlab, then carry out the sentences:

```
1 A = randi([10 100],100,100);  
2 if det(A)~=0  
3     b = randi([10 100],100,1);  
4     maxit=90;  
5     tol=1e-1;  
6     [x2, f12, rr2, it2, rv2] = gmres(A,b,[], tol, maxit);  
7 end
```

Use GMRES to solve full matrix

The residue of $Ax = b$ is still bigger than 0.1, which indicates that GMRES is not proper to solve full matrices. In addition, the reduction dimension property of GMRES is hard to realize based on a full matrix.

However if use GMRES to deal with a sparse matrix A , whose size is 7585×7585 matrix, and b is a 7585×1 vector. Use the same program, things will be different:

The solution of GMRES converges to 10^{-7} after 164 times iterations, and the residue is less than 9.8×10^{-8} . Here, the reduction dimension property of GMRES is showed by converting the 7585×7585 matrix to 164×164 scale of problem.

3 Comparison between CG(conjugate gradient) method and Krylov subspace method-GMRES

3.1 Conjugate gradient method

This section will briefly introduce a widely known method CG iteration, and compare it with GMRES. It is meaningful to focus on CG method. Not only it is efficient way to deal with positive definite symmetric and sparse linear system, but it is easily to be used.

At first, CG method is put forward to solve the optimization problem $\min f(x) = \frac{1}{2}x^T Ax - bx^T$, which is equal to find the answer of $g(x) = f'(x) = Ax - b = 0$

To abridge the algorithm, the iteration sequence is named as $\{x_k\}$ and $x_{k+1} = x_k + \alpha_k d_k$. Also use the signal g_k to represent $g(x_k)$ or $f'(x_k)$.

ALGORITHM CG

1. find a rough estimate of the equation, such as x_0 , and let $k = 0$

initialize the iteration

2. $d_0 = g_0$

find the fastest downward direction as the first direction

3. For $k = 1, 2, \dots, n - 1$:

4. if $g_k = 0$ break

test whether get the exact answer

5. $\alpha_k = \frac{g_k^T d_k}{d_k^T G d_k}$

search the step length exactly

6. $x_{k+1} = x_k + \alpha_k d_k$

7. $g_{k+1} = Ax_{k+1} - b$

8. $\beta_{k+1} = \frac{g_{k+1}^T A d_k}{d_k^T G d_k}$

9. $d_{k+1} = -g_{k+1} + \beta_{k+1} d_k$

calculate the next conjugate direction

3.2 Comparison

Similarity: To begin with, both of CG and GMRES are finding a estimate of x_m where $Ax_m = b - r_m - Ax_0$. By using projection to subspace or subspace spanned by conjugate vector group, these two methods evaluate x_m by the linear combination of the basis of subspace (like figure 1).

So giving an $n \times n$ positive definite matrix, GMRES and CG can get the accurate answer by n-step iteration.

Difference: CG iteration can only deal with symmetrical and positive defi-

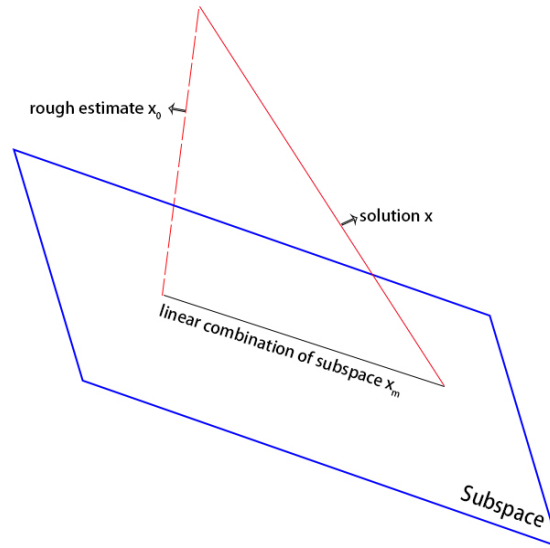


Figure 1: projection

nite matrix, but GMRES can easily solve asymmetrical matrix.

Here let us know some of new concepts for further understanding:

Use $p(A)$ to represent $\sum_{i=1}^{k-1} \beta_i A^i$.

$$\mathcal{K}(A) = \frac{\lambda_{max}}{\lambda_{min}}$$

The value of $\mathcal{K}(A)$ is connected with $cond(A)$, and if the $cond(A)$ is large meaning the matrix A is ill.

The convergence property of CG and GMRES are different. The following part talks about when and how the two methods converge:

(Let x^* to be the accurate solution of $Ax = b$, $q(A) = 1 - tp(A)$, $p(A)$ is the linear combination of the basis in subspace, $\|x^0 - x^*\|_A = \epsilon_0^T q(A)^T A q(A) \epsilon_0$.

Let λ to be the eigenvalues of matrix A , Λ to be the eigenvalue set of matrix A , \mathbb{P} to be the polynomial ring)

$$\text{CG iteration: } \frac{\|x^m - x^*\|_A}{\|x^0 - x^*\|_A} \leq 2 \left(\frac{\sqrt{\mathcal{K}(A)} - 1}{\sqrt{\mathcal{K}(A)} + 1} \right)^2$$

It means if $\mathcal{K}(A) \rightarrow 0$ the CG iteration will converge slowly, but if $\mathcal{K}(A) \rightarrow 1$ it will converge quickly.

$$\text{GMRES: } \frac{\|b - Ax^m\|_2}{\|r_0\|_2} \leq \min_{q \in \mathbb{P}} \max_{\lambda \in \Lambda} |q(\lambda)|, q \in \mathbb{P} \text{ and } \lambda \in \Lambda$$

The convergence of GMRES is really connected with eigenvalues of matrix A . Therefore it is not so easy to judge whether a matrix has a good property of convergence. However, there is some conclusion that this method is

superlinear. Thus, in normal sense GMRES will convergence faster than CG.

4 Further introduce about GMRES

4.1 Precpditioner applied to GMRES and CG

4.1.1 What is preconditioner

Firstly, the linear system is: $Ax = b$. However, the condition of A is bad, maybe ill or too large to calculate. So something should be found to improve the condition. The problem are changed by multiply a preconditioner into:

$$M^{-1}Ax = M^{-1}b \text{ or } AM^{-1}u = M^{-1}b, x = M^{-1}u$$

They have the same answer of the linear system, but the matrix changes to $M^{-1}A$ or AM^{-1} . The bad condition can be ameliorated.

Also, a common situation is when the preconditioner is available in the factored form,

$$M = M_L M_R$$

where typically M_L and M_R are triangular matrices. In this situation, the preconditioning can be split:

$$M_L^{-1}AM_R^{-1}u = M_L^{-1}b, x = M_R^{-1}u$$

4.1.2 Why use preconditioner in GMRES and CG

Preconditioner can help to improve the *cond* of a matrix A by converting to $cond(M^{-1}A)$. Also, it can really reduce the calculation of a large matrix. That is, it will make the matrix be suitable for the method be suitable for the algorithm.

4.1.3 How to find preconditioner in GMRES and CG

For GMRES, faced with the asymmetrical sparse matrix. A method, incomplete LU factorization (ilu), is often put into consideration firstly. That is, find an upper triangle matrix L and a lower triangle matrix M . A is separated by:

$$A = LU - R, R \text{ is the residue}$$

Assuming the number of the nonzero elements of the matrix is n_A , the consumption of the ilu is approximate $O(n_A^{\frac{3}{2}})$. Compared with Gauss elimination, ilu does not need lots of calculation.

For CG iteration, confronted with symmetrical sparse matrix is common. Incomplete Cholesky factorization (icho) is widely used as a preconditioner. In that process, separate A by $L^T L$ where L is a lower triangle matrix.

$$A = LL^T - R, R \text{ is the residue}$$

Conspicuously, icho needs less calculation than ilu. Thus, it is also a valid way to find a preconditioner.

4.1.4 How to use preconditioner in GMRES and CG

For example, just consider the left-preconditioned method. The problem now is $M^{-1}Ax = M^{-1}b$.

When using GMRES and CG, simply consider $M^{-1}A$ as A and $M^{-1}b$ as b . The algorithm is the same as GMRES.

EXAMPLE4 GMRES AND CG WITH PRECONDITIONER

In this example, a large matrix is used here to demonstrate the effect of preconditioner.

The matrix here is:

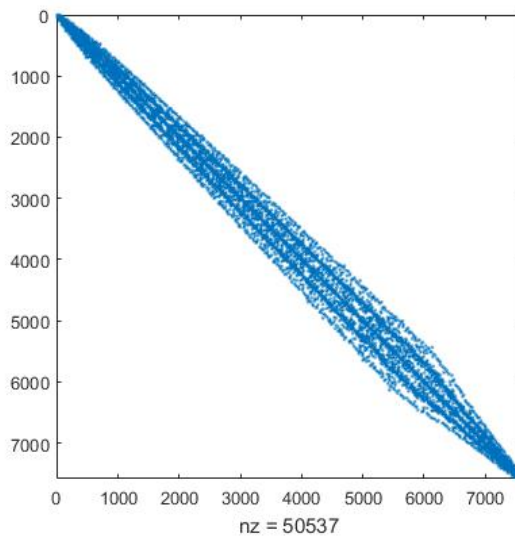


Figure 2: The sparse matrix

By use a special ilu method, IC(0), to find the preconditioner of matrix A . Two figures is displayed in the following part to show the effect of preconditioner on CG and GMRES.

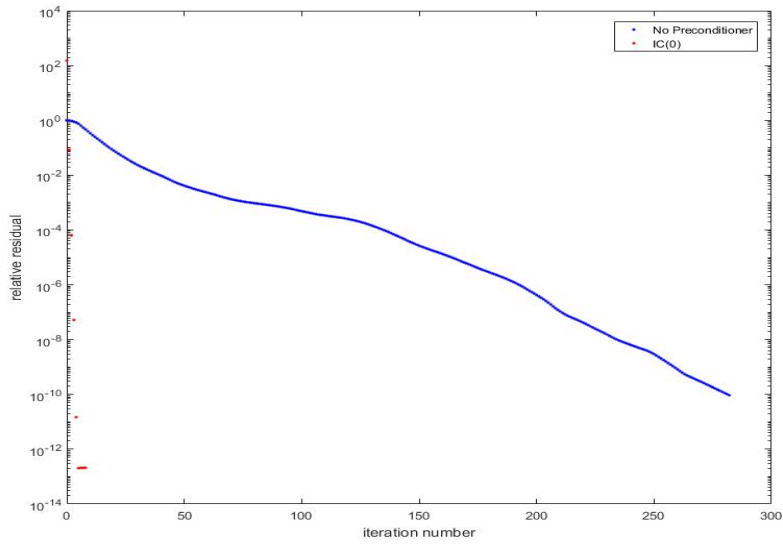


Figure 3: GMRES with preconditioner

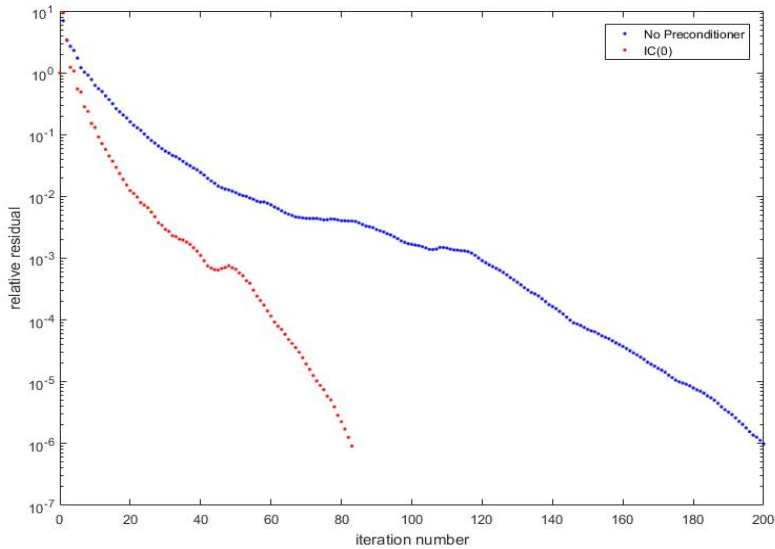


Figure 4: CG with preconditioner

4.2 Restarting of GMRES

If eager to get a more accurate estimate \hat{x} of $Ax = b$, a larger m should be set. When the scale of A is large enough, though A is sparse, the vector group $V_m = (v_1, \dots, v_m)$ is not sparse. Thus, the storage of V_m is space consuming. A restart of GMRES can easily solve the problem.

That is, find a small m_1 , and use GMRES get the answer x_{m_1} after m_1 times of iteration. Then use x_{m_1} as the iteration initial value. Repeat it until it converges to the tolerance. At each step, just a small matrix V_{m_1} should be stored.

5 Appendix

5.1 Proof1

proof: By the process of Arnoldi's Method, a equation can easily be drew:

$$Av_j = \sum_{i=1}^{j+1} h_{ij}v_i, \quad j = 1, 2, \dots, m$$

Write V_m by $\{v_1, \dots, v_m\}$, then:

The diagram shows a matrix multiplication equation: $A V_m = V_m H_m$. Matrix A is a large square box on the left. Matrix V_m is a tall, narrow vertical box in the middle. An equals sign is between the two V_m boxes. To the right of the second V_m box is a smaller square box labeled H_m , which contains a diagonal line from the top-left to the bottom-right corner.

Figure 5: Matrix multiplication

5.2 Code1

```
1 function [xs,ys,Vs,Hs] =gmres_my(A,b,maxit)
   r0=b;
3 beta=norm(r0);
   V(:,1)=r0/norm(r0);
5 H=[];
   for j=1:maxit
7     W(:,j)=A*V(:,j);
       for i=1:j
9         H(i,j)=dot(W(:,j),V(:,i));
           W(:,j)=W(:,j)-H(i,j)*V(:,i);
11        end
       H(j+1,j)=norm(W(:,j));
13       if H(j+1,j)==0
           break;
15       end
       V(:,j+1)=W(:,j)/H(j+1,j);
17 end
   [n,m]=size(H);
19 a=zeros(n,1);
   a(1)=beta;
21 ys=lsqlin(H,a)
   for i=1:length(ys)
23         xs(i)=V(i,1:length(ys))*ys;
25 end
   Vs=V;
27 Hs=H;
```

GMRES

References