

Recent Advances in Open Set Recognition: A Survey

Chuanxing Geng, Sheng-Jun Huang and Songcan Chen

Abstract—In real-world recognition/classification tasks, limited by various objective factors, it is usually difficult to collect training samples to exhaust all classes when training a recognizer or classifier. A more realistic scenario is open set recognition (OSR), where incomplete knowledge of the world exists at training time, and unknown classes can be submitted to an algorithm during testing, requiring the classifiers to not only accurately classify the seen classes, but also effectively deal with the unseen ones. This paper provides a comprehensive survey of existing open set recognition techniques covering various aspects ranging from related definitions, representations of models, datasets, evaluation criteria, and algorithm comparisons. Furthermore, we briefly analyze the relationships between OSR and its related tasks including zero-shot, one-shot (few-shot) recognition/learning techniques, classification with reject option, and so forth. Additionally, we also overview the open world recognition which can be seen as a natural extension of OSR. Importantly, we highlight the limitations of existing approaches and point out some promising subsequent research directions in this field.

Index Terms—Open set recognition/classification, open world recognition, zero-shot learning, one-shot learning.

I. INTRODUCTION

UNDER a common closed set (or static environment) assumption: the training and testing data are drawn from the same label and feature spaces, the traditional recognition/classification algorithms have already achieved significant success in a variety of machine learning (ML) tasks. However, a more realistic scenario is usually open and non-stationary such as driverless, fault/medical diagnosis, etc., where unseen situations can emerge unexpectedly, which drastically weakens the robustness of these existing methods. To meet this challenge, several related research topics have been explored including lifelong learning [1], [2], transfer learning [3]–[5], domain adaptation [6], [7], zero-shot [8]–[10], one-shot (few-shot) [11]–[20] recognition/learning and open set recognition/classification [21]–[23], and so forth.

Based on Donald Rumsfeld’s famous “There are known knowns” statement [24], we further expand the basic recognition categories of classes asserted by [22], where we restate that recognition should consider four basic categories of classes as follows:

- 1) *known known classes* (KKCs), i.e., the classes with distinctly labeled positive training samples (also serving

The authors are with College of Computer Science and Technology, Nanjing University of Aeronautics and Astronautics (NCAA), Nanjing, 211106, China. Corresponding author is Songcan Chen. E-mail: {gengchuanxing; huangsj; s.chen}@nuaa.edu.cn.

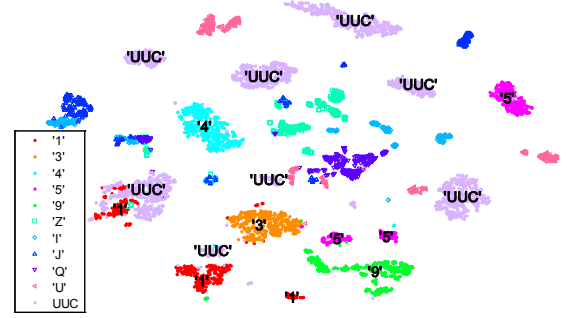


Fig. 1. An example of visualizing KKCs, KUCs, and UUCs from the real data distribution using t-SNE. Here, ‘1’, ‘3’, ‘4’, ‘5’, ‘9’ are randomly selected from PENDIGITS as KKCs, while the remaining classes in it as UUCs. ‘Z’, ‘T’, ‘J’, ‘Q’, ‘U’ are randomly selected from LETTER as KUCs.

as negative samples for other KKCs), and even have the corresponding side-information like semantic/attribute information, etc.;

- 2) *known unknown classes* (KUCs), i.e., labeled negative samples, not necessarily grouped into meaningful classes, such as the background classes [25], the universum classes [26]¹, etc;
- 3) *unknown known classes*^{*2} (UKCs), i.e., classes with no available samples in training, but available side-information (e.g., semantic/attribute information) of them during training;
- 4) *unknown unknown classes* (UUCs), i.e., classes without any information regarding them: not only unseen in training but also having not side-information (e.g., semantic/attribute information, etc.) during training.

Fig. 1 gives an example of visualizing KKCs, KUCs, and UUCs from the real data distribution using t-SNE [27]. Note that since the main difference between UKCs and UUCs lies in whether their side-information is available or not, we here only visualize UUCs. Traditional classification only considers KKCs, while including KUCs will result in models with an explicit “other class,” or a detector trained with unclassified negatives [22]. Unlike traditional classification, zero-shot learning (ZSL) focuses more on the recognition of UKCs. As the saying goes: prediction is impossible without any assumptions about how the past relates to the future. ZSL leverages semantic information shared between KKCs and UKCs to implement such a recognition [8], [9]. In fact, assuming the test samples only from UKCs is rather restrictive

¹The universum classes [26] usually denotes the samples that do not belong to either class of interest for the specific learning problem.

²* represents the expanded basic recognition class by ourselves.

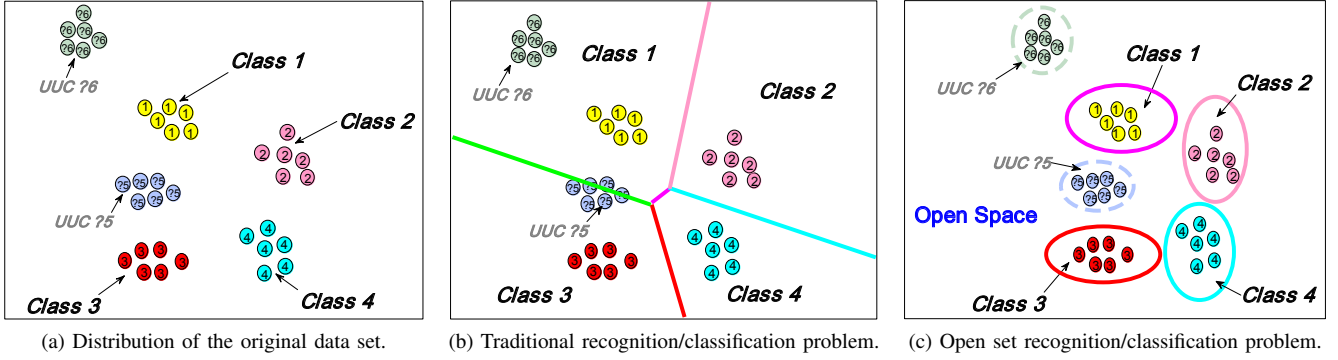


Fig. 2. Comparison of between traditional classification and open set recognition. Fig. 2(a) denotes the distribution of original dataset including KKC 1,2,3,4 and UUCs 75,76, where KKC only appear during training while UUCs may appear or not during testing. Fig. 2(b) shows the decision boundary of each class obtained by traditional classification methods, and it will obviously misclassify when UUCs 75,76 appear during testing. Fig. 1(c) describes open set recognition, where the decision boundaries limit the scope of KKC 1,2,3,4, reserving space for UUCs 75,76. Via these decision boundaries, the samples from some UUCs are labeled as “unknown” or rejected rather than misclassified as KKC.

and impractical, since we usually know nothing about them either from KKC or UKC. On the other hand, the object frequencies in natural world follow long-tailed distributions [28], [29], meaning that KKC are more common than UKCs. Therefore, some researchers have begun to pay attention to the more generalized ZSL (G-ZSL) [30]–[33], where the testing samples come from both KKC and UKCs. As a closely-related problem to ZSL, one/few-shot learning can be seen as natural extensions of zero-shot learning when a limited number of UKCs’ samples during training are available [11]–[20]. Compared to zero-shot and one/few-shot learning, open set recognition (OSR) [21]–[23] probably faces a more serious challenge due to the fact that only KKC are available without any other side-information like attributes or a limited number of samples from UUCs.

Open set recognition [21] describes such a scenario where new classes (UUCs) unseen in training appear in testing, and requires the classifiers to not only accurately classify KKC but also effectively deal with UUCs. Therefore, the classifiers need to have a corresponding reject option when a testing sample comes from some UUC. Fig. 2 gives a comparative demonstration of traditional classification and OSR problems. It should be noted that there have been already a variety of works in the literature regarding classification with reject option [34]–[44]. Although related in some sense, this task should not be confused with open set recognition since it still works under the closed set assumption, while the corresponding classifier rejects to recognize an input sample due to its low confidence, avoiding classifying a sample of one class as a member of another one.

In addition, the one-class classifier [45]–[52] usually used for anomaly detection seems suitable for OSR problem, in which the empirical distribution of training data is modeled such that it can be separated from the surrounding open space (the space far from known/training data) in all directions of the feature space. Popular approaches for one-class classification include one-class SVM [45] and support vector data description (SVDD) [47], [53], where one-class SVM separates the training samples from the origin of the feature space with a maximum margin, while SVDD encloses the training data

with a hypersphere of minimum volume. Note that treating multiple KKC as a single one in the one-class setup obviously ignores the discriminative information among these KKC, leading to poor classification performance [23], [54]. Even if each KKC is modeled by an individual one-class classifier as proposed in [36], the classification performance is rather low [54]. Therefore, it is necessary to rebuild effective classifiers specifically for OSR problem, especially for multiclass OSR problem.

As a summary, Table 1 lists the differences between open set recognition and its related tasks mentioned above. In fact, OSR has been studied under a number of frameworks, assumptions, and names [55]–[60]. In a study on evaluation methods for face recognition, Phillips et al. [55] proposed a typical framework for open set identity recognition, while Li and Wechsler [56] again viewed open set face recognition from an evaluation perspective and proposed Open Set TCM-kNN (Transduction Confidence Machine-k Nearest Neighbors) method. In 2013, it is Scheirer et al. [21] that first formalized the open set recognition problem and proposed a preliminary solution—1-vs-Set machine, which incorporates an open space risk term in modeling to account for the space beyond the reasonable support of KKC. Afterwards, open set recognition attracted widespread attention. Note that OSR has been mentioned in the recent survey on ZSL [10], however, it has not been extensively discussed. Unlike [10], we here provide a comprehensive review regarding OSR.

The rest of this paper is organized as follows. In the next three sections, we first give the basic notation and related definitions (Section 2). Then we categorize the existing OSR technologies from the modeling perspective, and for each category, we review different approaches, given in Table 2 in detail (Section 3). Lastly, we overview the open world recognition (OWR) which can be seen as a natural extension of OSR in Section 4. Furthermore, Section 5 reports the commonly used datasets, evaluation criteria, and algorithm comparisons, while Section 6 highlights the limitations of existing approaches and points out some promising research directions in this field. Finally, Section 7 gives a conclusion.

TABLE I
DIFFERENCES BETWEEN OPEN SET RECOGNITION AND ITS RELATED TASKS

TASK \ SETTING	TRAINING	TESTING	GOAL
Traditional Classification	Known known classes	Known known classes	Classifying known known classes
Classification with Reject Option	Known known classes	Known known classes	Classifying known known classes & rejecting samples of low confidence
One-class Classification (Anomaly Detection)	Known known classes & few or none outliers from KUCs	Known known classes & few or none outliers	Detecting outliers
One-shot Learning (Few-shot Learning)	Known known class & a limited number of UKCs' samples	Unknown known classes	Identifying unknown known classes
Zero-shot Learning	Known known classes & side-information ¹	Unknown known classes	Identifying unknown known classes
Generalized Zero-shot Learning	Known known classes & side-information ¹	Known known classes & unknown known classes	Identifying known known classes & unknown known classes
Open Set Recognition	Known known classes	Known known classes & unknown unknown classes	Identifying known known classes & rejecting unknown unknown classes
Generalized Open Set Recognition	Known known classes & side-information ²	Known known classes & Unknown unknown classes	Identifying known known classes & cognizing unknown unknown classes

Note that the unknown known classes in one-shot learning usually do not have any side-information, such as semantic information, etc. The side-information¹ in ZSL and G-ZSL denotes the semantic information from both KKC and UKCs, while the side-information² here denotes the available semantic information only from KKC. As part of this information usually spans between KKC and UUCs, we hope to use it to further 'cognize' UUCs instead of simply rejecting them.

II. BASIC NOTATION AND RELATED DEFINITION

As discussed in [21], the space far from known data (including KKC and KUC) is usually considered as *open space* \mathcal{O} . So labeling any sample in this space as an arbitrary KKC inevitably incurs risk, which is called *open space risk* $R_{\mathcal{O}}$. As UUCs are agnostic in training, it is often difficult to quantitatively analyze open space risk. Alternatively, [21] gives a qualitative description for $R_{\mathcal{O}}$, where it is formalized as the relative measure of open space \mathcal{O} compared to the overall measure space $S_{\mathcal{O}}$:

$$R_{\mathcal{O}}(f) = \frac{\int_{\mathcal{O}} f(x) dx}{\int_{S_{\mathcal{O}}} f(x) dx}, \quad (1)$$

where f denotes the measurable recognition function. $f(x) = 1$ indicates that some class in KKC is recognized, otherwise $f(x) = 0$. Under such a formalization, the more we label samples in open space as KKC, the greater $R_{\mathcal{O}}$ is.

Further, the authors in [21] also formally introduced the concept of *openness* for a particular problem or data universe.

Definition 1. (The openness defined in [21]) Let C_{TA} , C_{TR} , and C_{TE} respectively represent the set of classes to be recognized, the set of classes used in training and the set of classes used during testing. Then the openness of the corresponding recognition task O is:

$$O = 1 - \sqrt{\frac{2 \times |C_{TR}|}{|C_{TA}| + |C_{TE}|}}, \quad (2)$$

where $|\cdot|$ denotes the number of classes in the corresponding set.

Larger *openness* corresponds to more open problems, while the problem is completely closed when the *openness* equals 0. Note that [21] does not explicitly give the relationships among C_{TA} , C_{TR} , and C_{TE} . In most existing works [22], [61]–[63], the relationship, $C_{TA} = C_{TR} \subseteq C_{TE}$, holds by default. Besides, the authors in [64] specifically give the following relationship: $C_{TA} \subseteq C_{TR} \subseteq C_{TE}$, which contains the former case. However, such a relationship is problematic for Definition 1. Consider the following simple case: $C_{TA} \subseteq C_{TR} \subseteq C_{TE}$, and $|C_{TA}| = 3$, $|C_{TR}| = 10$, $|C_{TE}| = 15$. Then we will have $O < 0$, which is obviously unreasonable. In fact, C_{TA} should be a subset of C_{TR} , otherwise it would make no sense because one usually does not use the classifiers trained on C_{TR} to identify other classes which are not in C_{TR} . Intuitively, the *openness* of a particular problem should only depend on the KKC's knowledge from C_{TR} and the UUC's knowledge from C_{TE} rather than C_{TA} , C_{TR} , and C_{TE} their three. Therefore, in this paper, we recalibrate the formula of *openness*:

$$O^* = 1 - \sqrt{\frac{2 \times |C_{TR}|}{|C_{TR}| + |C_{TE}|}}. \quad (3)$$

Note that compared to Eq. (2), Eq. (3) is just a relatively more reasonable form to estimate the *openness*. Other definitions can also capture this notion, and some may be more precise, thus worth further exploring. With the concepts of *open space risk* and *openness* in mind, the definition of OSR problem can be given as follows:

Definition 2. (The Open Set Recognition Problem [21]) Let V be the training data, and let $R_{\mathcal{O}}$, R_{ϵ} respectively denote the open space risk and the empirical risk. Then the goal of open

set recognition is to find a measurable recognition function $f \in \mathcal{H}$, where $f(x) > 0$ implies correct recognition, and f is defined by minimizing the following **Open Set Risk**:

$$\arg \min_{f \in \mathcal{H}} \{R_O(f) + \lambda_r R_\varepsilon(f(V))\} \quad (4)$$

where λ_r is a regularization constant.

The open set risk denoted in formula (4) balances the empirical risk and the open space risk over the space of allowable recognition functions. Although this initial definition mentioned above is more theoretical, it provides an important guidance for subsequent OSR modeling, leading to a series of OSR algorithms which will be detailed in the following section.

III. A CATEGORIZATION OF OSR TECHNIQUES

Although Scheirer et al. [21] formalized the OSR problem, an important question is how to incorporate Eq. (1) to modeling. There is an ongoing debate between the use of generative and discriminative models in statistical learning [65], [66], with arguments for the value of each. However, as discussed in [22], open set recognition introduces such a new issue, in which neither discriminative nor generative models can directly address UUCs existing in open space unless some constraints are imposed. Thus, with some constraints, researchers have made the exploration in modeling of OSR respectively from the discriminative and generative perspectives. Next, we mainly review the existing OSR models from these two perspectives.

According to the modeling forms, these models can be further categorized into four categories (Table 2): Traditional ML (TML)-based and Deep Neural Network (DNN)-based methods from the discriminative model perspective; Instance and Non-Instance Generation-based methods from the generative model perspective. For each category, we review different approaches by focusing on their corresponding representative works. Moreover, a global picture on how these approaches are linked is given in Fig. 3. Additionally, several available software packages implementing those models are listed in Table 5 (Appendix A). Next, we first give a review from the discriminative model perspective, where most existing OSR algorithms are modeled from this perspective.

TABLE II
DIFFERENT CATEGORIES OF MODELS FOR OPEN SET RECOGNITION

Different Categories of OSR methods		Papers
Discriminative model	Traditional ML-based	[21]–[23], [61], [67]–[78]
	Deep Neural Network-based	[25], [64], [79]–[87]
Generative model	Instance Generation-based	[62], [88]–[91]
	Non-Instance Generation-based	[63]

A. Discriminative Model for OSR

1) *Traditional ML Methods-based OSR Models*: As mentioned above, traditional machine learning methods (e.g.,

SVM, sparse representation, Nearest Neighbor, etc.) usually assume that the training and testing data are drawn from the same distribution. However, such an assumption does not hold any more in OSR. To adapt these methods to the OSR scenario, many efforts have been made [21]–[23], [61], [67]–[78].

SVM-based: The Support Vector Machine (SVM) [92] has been successfully used in traditional classification/recognition task. However, when UUCs appear during testing, its classification performance will decrease significantly since it usually divides over-occupied space for KKC's under the closed set assumption. As shown in Fig. 1(b), once the UUCs' samples fall into the space divided for some KKC's, these samples will never be correctly classified. To overcome this problem, many SVM-based OSR methods have been proposed.

Using Definition 2, Scheirer et al. [21] proposed the 1-vs-Set machine, which incorporates an open space risk term in modeling to account for the space beyond the reasonable support of KKC's. Concretely, they added another hyperplane paralleling the separating hyperplane obtained by SVM in score space, thus leading to a slab in feature space. Furthermore, the open space risk for a linear kernel slab model is defined as follows:

$$R_O = \frac{\delta_\Omega - \delta_A}{\delta^+} + \frac{\delta^+}{\delta_\Omega - \delta_A} + p_A \omega_A + p_\Omega \omega_\Omega, \quad (5)$$

where δ_A and δ_Ω denote the marginal distances of the corresponding hyperplanes, and δ^+ is the separation needed to account for all positive data. Moreover, user-specified parameters p_A and p_Ω are given to weight the importance between the margin spaces ω_A and ω_Ω . In this case, a testing sample that appears between the two hyperplanes would be labeled as the appropriate class. Otherwise, it would be considered as non-target class or rejected, depending on which side of the slab it resides. Similar to 1-vs-Set machine, Cevikalp [67], [68] added another constraint on the samples of positive/target class based on the traditional SVM, and proposed the Best Fitting Hyperplane Classifier (BFHC) model which directly formed a slab in feature space. In addition, BFHC can be extended to nonlinear case by using kernel trick, and we refer reader to [68] for more details.

Although the slab models mentioned above decrease the KKC's region for each binary SVM, the space occupied by each KKC remains unbounded. Thus the open space risk still exists. To overcome this challenge, researchers further seek new ways to control this risk [22], [23], [69]–[71].

Scheirer et al. [22] incorporated non-linear kernels into a solution that further limited open space risk by positively labeling only sets with finite measure. They formulated a compact abating probability (CAP) model, where probability of class membership abates as points move from known data to open space. Specifically, a Weibull-calibrated SVM (W-SVM) model was proposed, which combined the statistical extreme value theory (EVT) [93]³ for score calibration with two separated SVMs. The first SVM is a one-class SVM CAP model used as a conditioner: if the posterior estimate $P_O(y|x)$ of an input sample x predicted by one-class SVM is less than a threshold δ_r , the sample will be rejected outright. Otherwise,

³The definition of EVT is given in Appendix B.

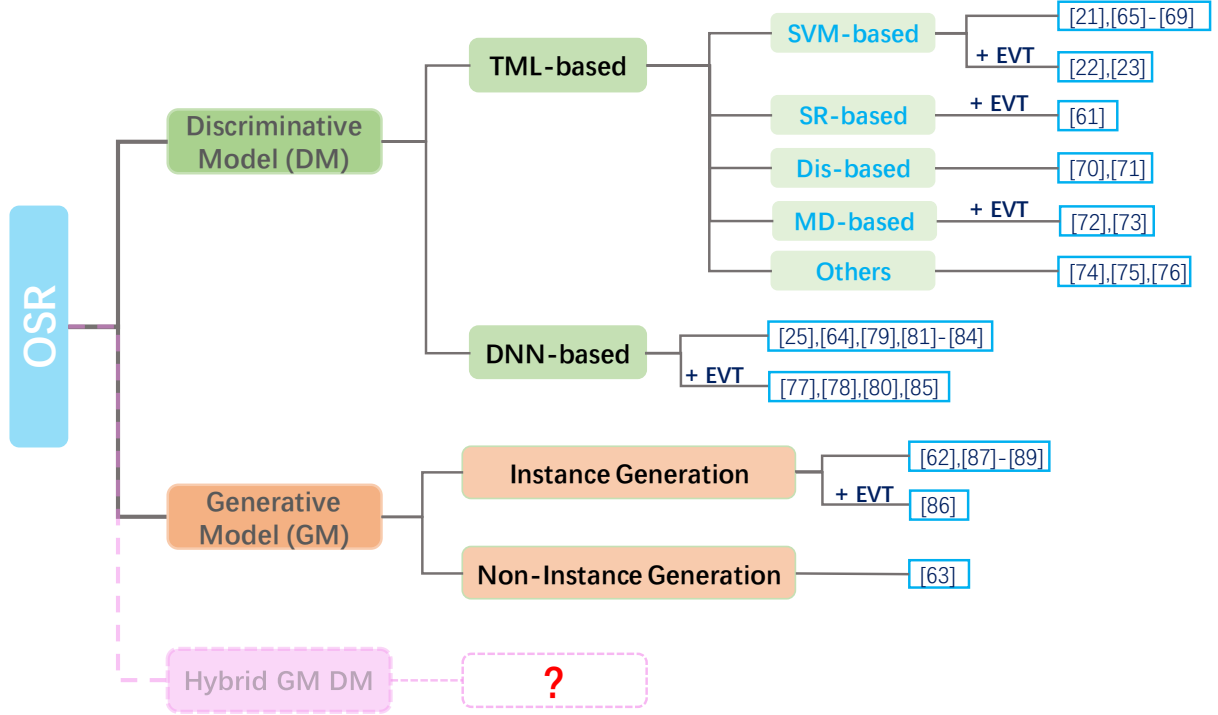


Fig. 3. A global picture on how the existing OSR methods are linked. 'SR-based', 'Dis-based', 'MD-based' respectively denote the Sparse Representation-based, Distance-based and Margin Distribution-based OSR methods, while '+EVT' represents the corresponding method additionally adopts the statistical Extreme Value Theory. Note that the pink dotted line module indicates that there is no related OSR work from the hybrid generative and discriminative model perspective at present, which is also a promising research direction in the future.

it will be passed to the second SVM. The second one is a binary SVM CAP model via a fitted Weibull cumulative distribution function, yielding the posterior estimate $P_\eta(y|x)$ for the corresponding positive KKC. Furthermore, it also obtains the posterior estimate $P_\psi(y|x)$ for the corresponding negative KKC by a reverse Weibull fitting. Defined an indicator variable: $\iota_y = 1$ if $P_O(y|x) > \delta_\tau$ and $\iota_y = 0$ otherwise, the W-SVM recognition for all KKC \mathcal{Y} is:

$$y^* = \arg \max_{y \in \mathcal{Y}} P_\eta(y|x) \times P_\tau(y|x) \times \iota_y \quad (6)$$

subject to $P_\eta(y^*|x) \times P_\tau(y^*|x) \geq \delta_R,$

where δ_R is the threshold of the second SVM CAP model. The thresholds δ_τ and δ_R are set empirically, e.g., δ_τ is fixed to 0.001 as specified by the authors, while δ_R is recommended to set according to the openness of the specific problem

$$\delta_R = 0.5 \times \text{openness}. \quad (7)$$

Besides, W-SVM was further used for open set intrusion recognition on the KDDCUP'99 dataset [94]. More works on intrusion detection in open set scenario can be found in [95]. Intuitively, we can reject a large set of UUCs (even under an assumption of incomplete class knowledge) if the positive data for any KKC is accurately modeled without overfitting. Based on this intuition, Jain et al. [23] invoked EVT to model the positive training samples at the decision boundary and proposed the P_I -SVM algorithm. P_I -SVM also adopts the threshold-based classification scheme, in which the selection of corresponding threshold takes the same strategy in W-SVM.

Note that while both W-SVM and P_I -SVM effectively limit the open space risk by the threshold-based classification schemes, their thresholds' selection also gives some caveats. First, they are assumed that all KKC have equal thresholds, which may be not reasonable since the distributions of classes in feature space are usually unknown. Second, the reject thresholds are recommended to set according to the problem openness [22]. However, the openness of the corresponding problem is usually unknown as well.

To address these caveats, Scherrek et al. [69] introduced the probabilistic open set SVM (POS-SVM) classifier which could empirically determine unique reject threshold for each KKC under Definition 2. Instead of defining R_O as relative measure of open and class-defined space, POS-SVM chooses probabilistic representations respectively for open space risk R_O and empirical risk R_e (details c.f. [69]). Moreover, the authors also adopted a new OSR evaluation metric called Youden's index which combines the true negative rate and recall, and will be detailed in subsection 5.2. Recently, to address sliding window visual object detection and open set recognition tasks, Cevikalp and Triggs [70], [71] used a family of quasi-linear "polyhedral conic" functions of [96] to define the acceptance regions for positive KKC. This choice provides a convenient family of compact and convex region shapes for discriminating relatively well localized positive KKC from broader negative ones including negative KKC and UUCs.

Sparse Representation-based: In recent years, the sparse representation-based techniques have been widely used in computer vision and image processing fields [97]–[99]. In

particular, sparse representation-based classifier (SRC) [100] has gained a lot of attentions, which identifies the correct class by seeking the sparsest representation of the testing sample in terms of the training. SRC and its variants are essentially still under the closed set assumption, so in order to adapt SRC to an open environment, Zhang and Patel [61] presented the sparse representation-based open set recognition model, briefly called SROSR.

SROSR models the tails of the matched and sum of non-matched reconstruction error distributions using EVT due to the fact that most of the discriminative information for OSR is hidden in the tail part of those two error distributions. This model consists of two main stages. One stage reduces the OSR problem into hypothesis testing problems by modeling the tails of error distributions using EVT, and the other first calculates the reconstruction errors for a testing sample, then fusing the confidence scores based on the two tail distributions to determine its identity.

As reported in [61], although SROSR outperformed many competitive OSR algorithms, it also contains some limitations. For example, in the face recognition task, the SROSR would fail in such cases that the dataset contained extreme variations in pose, illumination or resolution, where the self expressiveness property required by the SRC do no longer hold. Besides, for good recognition performance, the training set is required to be extensive enough to span the conditions that might occur in testing set. Note that while only SROSR is currently proposed based on sparse representation, it is still an interesting topic for future work to develop the sparse representation-based OSR algorithms.

Distance-based: Similar to other traditional ML methods mentioned above, the distance-based classifiers are usually no longer valid under the open set scenario. To meet this challenge, Bendale and Boulton [72] established a Nearest Non-Outlier (NNO) algorithm for open set recognition by extending upon the Nearest Class Mean (NCM) classifier [101], [102]. NNO carries out classification based on the distance between the testing sample and the means of KKC's, where it rejects an input sample when all classifiers reject it. What needs to be emphasized is that this algorithm can dynamically add new classes based on manually labeled data. In addition, the authors introduced the concept of open world recognition, which details in Section 4.

Further, based on the traditional Nearest Neighbor classifier, Júnior et al. [73] introduced an open set version of Nearest Neighbor classifier (OSNN) to deal with the OSR problem. Different from those works which directly use a threshold on the similarity score for the most similar class, OSNN applies a threshold on the ratio of similarity scores to the two most similar classes instead, which is called Nearest Neighbor Distance Ratio (NNDR) technique. Specifically, it first finds the nearest neighbor t and u of the testing sample s , where t and u come from different classes, then calculates the ratio

$$\text{Ratio} = d(s, t)/d(s, u), \quad (8)$$

where $d(x, x')$ denotes the Euclidean distance between sample x and x' in feature space. If the *Ratio* is less than or equal to

the pre-set threshold, s will be classified as the same label of t . Otherwise, it is considered as the UUC.

Note that OSNN is inherently multiclass, meaning that its efficiency will not be affected as the number of available classes for training increases. Moreover, the NNDR technique can also be applied effortlessly to other classifiers based on the similarity score, e.g., the Optimum-Path Forest (OPF) classifier [103]. In addition, other metrics could also be used to replace Euclidean metric, and even the feature space considered could be a transformed one, as suggested by the authors. One limitation of OSNN is that just selecting two reference samples coming from different classes for comparison makes OSNN vulnerable to outliers [63].

Margin Distribution-based: Considering that most existing OSR methods take little to no distribution information of the data into account and lack a strong theoretical foundation, Rudd et al. [74] formulated a theoretically sound classifier—the Extreme Value Machine (EVM) which stems from the concept of *margin distributions*. Various definitions and uses of margin distributions have been explored [104]–[107], involving techniques such as maximizing the mean or median margin, taking a weighted combination margin, or optimizing the margin mean and variance. Utilizing the marginal distribution itself can provide better error bounds than those offered by a soft-margin SVM, which translates into reduced experimental error in some cases.

As an extension of margin distribution theory from a per-class formulation [104]–[107] to a sample-wise formulation, EVM is modeled in terms of the distribution of sample half-distances relative to a reference point. Specifically, it obtains the following theorem:

Theorem 1. *Assume we are given a positive sample x_i and sufficiently many negative samples x_j drawn from well-defined class distributions, yielding pairwise margin estimates m_{ij} . Assume a continuous non-degenerate margin distribution exists. Then the distribution for the minimal values of the margin distance for x_i is given by a Weibull distribution.*

As Theorem 1 holds for any point x_i , each point can estimate its own distribution of distance to the margin, thus yielding:

Corollary 1. (Ψ Density Function) *Given the conditions for the Theorem 1, the probability that x' is included in the boundary estimated by x_i is given by*

$$\Psi(x_i, x', \kappa_i, \lambda_i) = \exp\left(-\left(\frac{\|x_i - x'\|}{\lambda_i}\right)^{\kappa_i}\right), \quad (9)$$

where $\|x_i - x'\|$ is the distance of x' from sample x_i , and κ_i, λ_i are Weibull shape and scale parameters respectively obtained from fitting to the smallest m_{ij} .

Prediction: Once the training of EVM is completed, the probability of a new sample x' associated with class C_l , i.e., $\hat{P}(C_l|x')$, can be obtained by Eq. (9), thus resulting in the following decision function

$$y^* = \begin{cases} \arg \max_{l \in \{1, \dots, M\}} \hat{P}(C_l|x') & \text{if } \hat{P}(C_l|x') \geq \delta \\ \text{"unknown"} & \text{Otherwise,} \end{cases} \quad (10)$$

where the M denotes the number of KKC's in training, and δ represents the probability threshold which defines the boundary between the KKC's and unsupported open space.

Derived from the margin distribution and extreme value theories, EVM has a well-grounded interpretation and can perform nonlinear kernel-free variable bandwidth incremental learning, which is further utilized to explore the open set face recognition [108] and the intrusion detection [109]. Note that it also has some limitations as reported in [75], in which an obvious one is that the use of geometry of KKC's is risky when the geometries of KKC's and UUC's differ. To address these limitations, Vignotto and Engelke [75] further presented the GPD and GEV classifiers relying on approximations from EVT.

Other Traditional ML Methods-based: Using center-based similarity (CBS) space learning, Fei and Liu [76] proposed a novel solution for text classification under OSR scenario, while Vareto et al. [77] explored the open set face recognition and proposed HPLS and HFCN algorithms by combining hashing functions, partial least squares (PLS) and fully connected networks (FCN). Neira et al. [78] adopted the integrated idea, where different classifiers and features are combined to solve the OSR problem. We refer the reader to [76]–[78] for more details. As most traditional machine learning methods for classification currently are under closed set assumption, it is appealing to adapt them to the open and non-stationary environment.

2) *Deep Neural Network-based OSR Models:* Thanks to the powerful learning representation ability, Deep Neural Networks (DNNs) have gained significant benefits for various tasks such as visual recognition, Natural language processing, text classification, etc. DNNs usually follow a typical SoftMax cross-entropy classification loss, which inevitably incurs the normalization problem, making them inherently have the closed set nature. As a consequence, DNNs often make wrong predictions, and even do so too confidently, when processing the UUCs' samples. The works in [110], [111] have indicated that DNNs easily suffer from vulnerability to 'fooling' and 'rubbish' images which are visually far from the desired class but produce high confidence scores. To address these problems, researchers have looked at different approaches [25], [64], [79]–[87].

Replacing the SoftMax layer in DNNs with an OpenMax layer, Bendale and Boulton [79] proposed the OpenMax model as a first solution towards open set Deep Networks. Specifically, a deep neural network is first trained with the normal SoftMax layer by minimizing the cross entropy loss. Adopting the concept of Nearest Class Mean [101], [102], each class is then represented as a mean activation vector (MAV) with the mean of the activation vectors (only for the correctly classified training samples) in the penultimate layer of that network. Next, the training samples' distances from their corresponding class MAVs are calculated and used to fit the separate Weibull distribution for each class. Further, the activation vector's values are redistributed according to the Weibull distribution fitting score, and then used to compute a pseudo-activation for UUCs. Finally, the class probabilities of KKC's and (pseudo) UUCs are computed by using SoftMax again on these new

redistributed activation vectors.

As discussed in [79], OpenMax effectively addressed the recognition challenge for fooling/rubbish and unrelated open set images, but it fails to recognize the adversarial images which are visually indistinguishable from training samples but are designed to make deep networks produce high confidence but incorrect answers [111], [112]. Rozsa et al. [80] also analyzed and compared the adversarial robustness of DNNs using SoftMax layer with OpenMax: although OpenMax provides less vulnerable systems than SoftMax to traditional attacks, it is equally susceptible to more sophisticated adversarial generation techniques directly working on deep representations. Therefore, the adversarial samples are still a serious challenge for open set recognition. Furthermore, using the distance from MAV, the cross entropy loss function in OpenMax does not directly incentivize projecting class samples around the MAV. In addition to that, the distance function used in testing is not used in training, possibly resulting in inaccurate measurement in that space [81]. To address this limitation, Hassen and Chan [81] learned a neural network based representation for open set recognition. In this representation, samples from the same class are closed to each other while the ones from different classes are further apart, leading to larger space among KKC's for UUCs' samples to occupy.

Besides, Prakhya et al. [82] continued to follow the technical line of OpenMax to explore the open set text classification, while Shu et al. [83] replaced the SoftMax layer with a 1-vs-rest final layer of sigmoids and presented Deep Open classifier (DOC) model. Kardan and Stanley [113] proposed the competitive overcomplete output layer (COOL) neural network to circumvent the overgeneralization of neural networks over regions far from the training data. Based on an elaborate distance-like computation provided by a weightless neural network, Cardoso et al. [84] proposed the tWiSARD algorithm for open set recognition, which is further developed in [64]. Recently, considering the available background classes (KUCs), Dhamija et al. [25] combined SoftMax with the novel Entropic Open-Set and Objectosphere losses to address the OSR problem. Yoshihashi et al. [85] presented the Classification-Reconstruction learning algorithm for open set recognition (CROSR), which utilizes latent representations for reconstruction and enables robust UUCs' detection without harming the KKC's classification accuracy. Using class conditioned auto-encoders with novel training and testing methodology, Oza and Patel [87] proposed C2AE model for OSR. Compared with previous works, Shu et al. [86] paid more attention to discovering the hidden UUCs in the reject samples. Correspondingly, they proposed a joint open classification model with a sub-model for classifying whether a pair of examples belong to the same class or not, where the sub-model can serve as a distance function for clustering to discover the hidden classes in the reject samples.

Remark: From the discriminative model perspective, almost all existing OSR approaches adopt the threshold-based classification scheme, where recognizers in decision either reject or categorize the input samples to some KKC using empirically-set threshold. Thus the threshold plays a key role. However, at the moment, the selection for it usually depends

on the knowledge from KKC's, which inevitably incurs risks due to lacking available information from UUC's [63]. In fact, as the KUC's' data is often available at hand [25], [114], [115], we can fully leverage them to reduce such a risk and further improve the robustness of the OSR models for UUC's. Besides, effectively modeling the tails of the data distribution makes EVT widely used in existing OSR methods. However, regrettably, it provides no principled means of selecting the size of tail for fitting. Further, as the object frequencies in visual categories ordinarily follow long-tailed distribution [29], [116], such a distribution fitting will face challenges once the rare classes in KKC's and UUC's appear together in testing [117].

B. Generative Model for Open Set Recognition

In this section, we will review the OSR methods from the generative model perspective, where these methods can be further categorized into Instance Generation-based and Non-Instance Generation-based methods according to their modeling forms.

1) *Instance Generation-based OSR Models*: The adversarial learning (AL) [118] as a novel technology has gained the striking successes, which employs a generative model and a discriminative model, where the generative model learns to generate samples that can fool the discriminative model as non-generated samples. Due to the properties of AL, some researchers also attempt to account for open space with the UUC's generated by the AL technique [62], [88]–[91].

Using a conditional generative adversarial network (GAN) to synthesize mixtures of UUC's, Ge et al. [88] proposed the Generative OpenMax (G-OpenMax) algorithm, which can provide explicit probability estimation over the generated UUC's, enabling the classifier to locate the decision margin according to the knowledge of both KKC's and generated UUC's. Obviously, such UUC's in their setting are only limited in a subspace of the original KKC's' space. Moreover, as reported in [88], although G-OpenMax effectively detects UUC's in monochrome digit datasets, it has no significant performance improvement on natural images.

Different from G-OpenMax, Neal et al. [89] introduced a novel dataset augmentation technique, called counterfactual image generation (OSRCI). OSRCI adopts an encoder-decoder GAN architecture to generate the synthetic open set examples which are close to KKC's, yet do not belong to any KKC's. They further reformulated the OSR problem as classification with one additional class containing those newly generated samples. Similar in spirit to [89], Jo et al. [90] adopted the GAN technique to generate fake data as the UUC's' data to further enhance the robustness of the classifiers for UUC's. Yu et al. [91] proposed the adversarial sample generation (ASG) framework for OSR. ASG can be applied to various learning models besides neural networks, while it can generate not only UUC's' data but also KKC's' data if necessary. In addition, Yang et al. [62] borrowed the generator in a typical GAN networks to produce synthetic samples that are highly similar to the target samples as the automatic negative set, while the discriminator is redesigned to output multiple classes together

with an UUC. Then they explored the open set human activity recognition based on micro-Doppler signatures.

Remark: As most Instance Generation-based OSR methods often rely on deep neural networks, they also seem to fall into the category of DNN-based methods. But please note that the essential difference between these two categories of methods lies in whether the UUC's' samples are generated or not in learning. In addition, the AL technique does not just rely on deep neural networks, such as ASG [91].

2) *Non-Instance Generation-based OSR Models*: Dirichlet process (DP) [119]–[123] considered as a distribution over distributions is a stochastic process, which has been widely applied in clustering and density estimation problems as a nonparametric prior defined over the number of mixture components. This model does not overly depend on training samples and can achieve adaptive change as the data changes, making it naturally adapt to the OSR scenario.

With slight modification to hierarchical Dirichlet process (HDP), Geng and Chen [63] adapted HDP to OSR and proposed the collective decision-based OSR model (CD-OSR), which can address both batch and individual samples. CD-OSR first performs a co-clustering process to obtain the appropriate parameters in the training phase. In testing phase, it models each KKC's data as a group of CD-OSR using a Gaussian mixture model (GMM) with an unknown number of components/subclasses, while the whole testing set as one collective/batch is treated in the same way. Then all of the groups are co-clustered under the HDP framework. After co-clustering, one can obtain one or more subclasses representing the corresponding class. Thus, for a testing sample, it would be labeled as the appropriate KKC or UUC, depending on whether the subclass it is assigned associates with the corresponding KKC or not.

Notably, unlike the previous OSR methods, CD-OSR does not need to define the thresholds using to determine the decision boundary between KKC's and UUC's. In contrast, it introduced some threshold using to control the number of subclasses in the corresponding class, and the selection of such a threshold has been experimentally indicated more generality. Furthermore, CD-OSR can provide explicit modeling for the UUC's appearing in testing, naturally resulting in a new class discovery function. Please note that such a new discovery is just at subclass level. Moreover, adopting the collective/batch decision strategy makes CD-OSR consider the correlations among the testing samples obviously ignored by other existing methods. Besides, as reported in [63], CD-OSR is just as a conceptual proof for open set recognition towards collective decision at present, and there are still many limitations. For example, the recognition process of CD-OSR seems to have the flavor of lazy learning to some extent, where the co-clustering process will be repeated when other batch testing data arrives, resulting in higher computational overhead.

Remark: The key to Instance Generation-based OSR models is generating effective UUC's' samples. Though these existing methods have achieved some results, generating more effective UUC's' samples still need further study. Furthermore, the data adaptive property makes (hierarchical) Dirichlet process naturally suitable for dealing with the OSR task. Since

only [63] currently gave a preliminary exploration using HDP, thus this study line is also worth further exploring. Besides, the collective decision strategy for OSR is a promising direction as well, since it not only takes the correlations among the testing samples into account but also provides a possibility for new class discovery, whereas single-sample decision strategy⁴ adopted by other existing OSR methods cannot do such a work since it cannot directly tell whether the single rejected sample is an outlier or from new class.

IV. BEYOND OPEN SET RECOGNITION

Please note that the existing open set recognition is indeed in an open scenario but not incremental and does not scale gracefully with the number of classes. On the other hand, though new classes (UUCs) are assumed to appear incremental in class incremental learning (C-IL) [124]–[129], these studies mainly focused on how to enable the system to incorporate later coming training samples from new classes instead of handling the problem of recognizing UUCs. To jointly consider the OSR and CIL tasks, Bendale and Boulton [72] expanded the existing open set recognition (Definition 2) to the open world recognition (OWR), where a recognition system should perform four tasks: detecting UUCs, choosing which samples to label for addition to the model, labelling those samples, and updating the classifier. Specifically, the authors give the following definition:

Definition 3. (Open World Recognition [72]) *Let $\mathcal{K}_T \in \mathbb{N}^+$ be the set of labels of KKC's at time T , and let the zero label (0) be reserved for (temporarily) labeling data as unknown. Thus \mathbb{N} includes the labels of KKC's and UUCs. Based on the Definition 2, a solution to open world recognition is a tuple $[F, \varphi, \nu, \mathcal{L}, I]$ with:*

- 1) *A multi-class open set recognition function $F(x) : \mathbb{R}^d \mapsto \mathbb{N}$ using a vector function $\varphi(x)$ of i per-class measurable recognition functions $f_i(x)$, also using a novelty detector $\nu(\varphi) : \mathbb{R}^i \mapsto [0, 1]$. We require the per-class recognition functions $f_i(x) \in \mathcal{H} : \mathbb{R}^d \mapsto \mathbb{R}$ for $i \in \mathcal{K}_T$ to be open set functions that manage open space risk as Eq. (1). The novelty detector $\nu(\varphi) : \mathbb{R}^i \mapsto [0, 1]$ determines if results from vector of recognition functions is from an UUC.*
- 2) *A labeling process $\mathcal{L}(x) : \mathbb{R}^d \mapsto \mathbb{N}^+$ applied to novel unknown data U_T from time T , yielding labeled data $D_T = \{(y_j, x_j)\}$ where $y_j = \mathcal{L}(x_j), \forall x_j \in U_T$. Assume the labeling finds m new classes, then the set of KKC's becomes $\mathcal{K}_{T+1} = \mathcal{K}_T \cup \{i+1, \dots, i+m\}$.*
- 3) *An incremental learning function $I_T(\varphi; D_T) : \mathcal{H}^i \mapsto \mathcal{H}^{i+m}$ to scalably learn and add new measurable functions $f_{i+1}(x) \dots f_{i+m}(x)$, each of which manages open space risk, to the vector φ of measurable recognition functions.*

For more details, we refer the reader to [72]. Ideally, all of these steps should be automated. However, [72] only presumed

⁴The single-sample decision means that the classifier makes a decision, sample by sample. In fact, almost all existing OSR methods are designed specially for recognizing individual samples, even these samples are collectively coming in batch.

supervised learning with labels obtained by human labeling at present, and proposed the NNO algorithm which has been discussed in subsection 3.1.1.

Afterward, some researchers continued to follow up this research route. Rosa et al. [130] argued that to properly capture the intrinsic dynamic of OWR, it is necessary to append the following aspects: (a) the incremental learning of the underlying metric, (b) the incremental estimate of confidence thresholds for UUCs, and (c) the use of local learning to precisely describe the space of classes. Towards these goals, they extended three existing metric learning methods using online metric learning. Doan and Kalita [131] presented the Nearest Centroid Class (NCC) model, which is similar to the online NNO [130] but differs with two main aspects. First, they adopted a specific solution to address the initial issue of incrementally adding new classes. Second, they optimized the nearest neighbor search for determining the nearest local balls. Lonij et al. [132] tackled the OWR problem from the complementary direction of assigning semantic meaning to open-world images. To handle the open-set action recognition task, Shu et al. [133] proposed the Open Deep Network (ODN) which first detects new classes by applying a multiclass triplet thresholding method, and then dynamically reconstructs the classification layer by adding predictors for new classes continually. Besides, EVM discussed in subsection 3.1.1 also adapts to the OWR scenario due to the nature of incremental learning [74]. Recently, Xu et al. [134] proposed a meta-learning method to learn to accept new classes without training under the open world recognition framework.

Remark: As a natural extension of OSR, OWR faces more serious challenges which require it to have not only the ability to handle the OSR task, but also minimal downtime, even to continuously learn, which seems to have the flavor of lifelong learning to some extent. Besides, although some progress regarding OWR has been made, there is still a long way to go.

V. DATASETS, EVALUATION CRITERIA AND EXPERIMENTS

A. Datasets

In open set recognition, most existing experiments are usually carried out on a variety of recast multi-class benchmark datasets, where some distinct labels in the corresponding dataset are randomly chosen as KKC's while the remaining ones as UUCs. Here we list some commonly used benchmark datasets and their combinations:

LETTER [135]: has a total of 20000 samples from 26 classes, where each class has around 769 samples with 16 features. To recast it for open set recognition, 10 distinct classes are randomly chosen as KKC's for training, while the remaining ones as UUCs.

PENDIGITS [136]: has a total of 10992 samples from 10 classes, where each class has around 1099 samples with 16 features. Similarly, 5 distinct classes are randomly chosen as KKC's and the remaining ones as UUCs.

COIL20 [137]: has a total of 1440 gray images from 20 objects (72 images each object). Each image is down-sampled to 16×16 , i.e., the feature dimension is 256. Following [63],

we further reduce the dimension to 55 by principal component analysis (PCA) technique, remaining 95% of the samples' information. 10 distinct objects are randomly chosen as KKC's, while the remaining ones as UUC's.

YALEB [138]: The Extended Yale B (YALEB) dataset has a total of 2414 frontal-face images from 38 individuals. Each individual has around 64 images. The images are cropped and normalized to 32×32 . Following [63], we also reduce their feature dimension to 69 using PCA. Similar to COIL20, 10 distinct classes are randomly chosen as KKC's, while the remaining ones as UUC's.

MNIST [139]: consists of 10 digit classes, where each class contains between 6313 and 7877 monochrome images with 28×28 feature dimension. Following [89], 6 distinct classes are randomly chosen as KKC's, while the remaining 4 classes as UUC's.

SVHN [140]: has ten digit classes, each containing between 9981 and 11379 color images with 32×32 feature dimension. Following [89], 6 distinct classes are randomly chosen as KKC's, while the remaining 4 classes as UUC's.

CIFAR10 [141]: has a total of 6000 color images from 10 natural image classes. Each image has 32×32 feature dimension. Following [89], 6 distinct classes are randomly chosen as KKC's, while the remaining 4 classes as UUC's. To extend this dataset to larger openness, [89] further proposed the **CIFAR+10**, **CIFAR+50** datasets, which use 4 non-animal classes in CIFAR10 as KKC's, while 10 and 50 animal classes are respectively chosen from CIFAR100⁵ as UUC's.

Tiny-Imagenet [142]: has a total of 200 classes with 500 images each class for training and 50 for testing, which is drawn from the Imagenet ILSVRC 2012 dataset [143] and down-sampled to 32×32 . Following [89], 20 distinct classes are randomly chosen as KKC's, while the remaining 180 classes as UUC's.

B. Evaluation Criteria

In this subsection, we summarize some commonly used evaluation metrics for open set recognition. For evaluating classifiers in the OSR scenario, a critical factor is taking the recognition of UUC's into account. Let TP_i , TN_i , FP_i , and FN_i respectively denote the true positive, true negative, false positive, and false negative for the i -th KKC, where $i \in \{1, 2, \dots, C\}$ and C denotes the number of KKC's. Further, let TU and FU respectively denote the correct and false reject for UUC's. Then we can obtain the following evaluation metrics.

1) *Accuracy for OSR*: As a common choice for evaluating classifiers under closed set assumption, the accuracy \mathcal{A} is usually defined as

$$\mathcal{A} = \frac{\sum_{i=1}^C (TP_i + TN_i)}{\sum_{i=1}^C (TP_i + TN_i + FP_i + FN_i)}.$$

A trivial extension of accuracy to the OSR scenario \mathcal{A}_O is that the correct response should contain the correct classification for KKC's and correct reject for UUC's:

$$\mathcal{A}_O = \frac{\sum_{i=1}^C (TP_i + TN_i) + TU}{\sum_{i=1}^C (TP_i + TN_i + FP_i + FN_i) + (TU + FU)}. \quad (11)$$

However, as \mathcal{A}_O denotes the sum of the correct classification for KKC's and the correct reject for UUC's, it can not objectively evaluate the OSR models. Consider the following case: when the reject performance plays the leading role, and the testing set contains large number of UUC's' samples while only a few samples for KKC's, \mathcal{A}_O can still achieve a high value, even though the fact is that the recognizer's classification performance for KKC's is really low, and vice versa. Besides, [73] also gave a new accuracy metric for OSR called *normalized accuracy* (NA), which weights the accuracy for KKC's (AKS) and the accuracy for UUC's (AUS):

$$NA = \lambda_r AKS + (1 - \lambda_r) AUS, \quad (12)$$

where

$$AKS = \frac{\sum_{i=1}^C (TP_i + TN_i)}{\sum_{i=1}^C (TP_i + TN_i + FP_i + FN_i)}, \quad AUS = \frac{TU}{TU + FU},$$

and λ_r , $0 < \lambda_r < 1$, is a regularization constant.

2) *F-measure for OSR*: The F-measure F , widely applied in information retrieval and machine learning, is defined as a harmonic mean of precision P and recall R

$$F = 2 \times \frac{P \times R}{P + R}. \quad (13)$$

Please note that when using F-measure for evaluating OSR classifiers, one should not consider all the UUC's appearing in testing as one additional simple class, and obtain F in the same way as the multiclass closed set scenario. Because once performing such an operation, the correct classifications of UUC's' samples would be considered as true positive classifications. However, such true positive classification makes no sense, since we have no representative samples of UUC's to train the corresponding classifier. By modifying the computations of Precision and Recall only for KKC's, [73] gave a relatively reasonable F-measure for OSR. The following equations detail these modifications, where Eq. (14) and (15) are respectively used to compute the macro-F-measure and the micro-F-measure by Eq. (13).

$$P_{ma} = \frac{1}{C} \sum_{i=1}^C \frac{TP_i}{TP_i + FP_i}, R_{ma} = \frac{1}{C} \sum_{i=1}^C \frac{TP_i}{TP_i + FN_i} \quad (14)$$

$$P_{mi} = \frac{1}{C} \sum_{i=1}^C \frac{TP_i}{TP_i + FP_i}, R_{mi} = \frac{1}{C} \sum_{i=1}^C \frac{TP_i}{TP_i + FN_i} \quad (15)$$

Note that although the precision and recall only consider the KKC's in Eq. (14) and (15), the FN_i and FP_i also consider the false UUC's and false KKC's by taking the false negative and the false positive into account (details c.f. [73]).

⁵<http://www.cs.toronto.edu/~kriz/cifar.html>

3) *Youden's index for OSR*: As the F-measure is invariant to changes in TN [144], an important factor in OSR performance, Scherrek and Rigling [69] turned to Youden's index J defined as follows

$$J = R + S - 1, \quad (16)$$

where $S = TN/(TN + FP)$ represents the true negative rate [145]. Youden's index can express an algorithm's ability to avoid failure [146], and it is bounded in $[-1, 1]$, where higher value indicates an algorithm more resistant to failure. Furthermore, the classifier is noninformative when $J = 0$, whereas it tends to provide more incorrect than correct information when $J < 0$.

Besides, with the aim to overcoming the effects on the sensitivity of model parameters and thresholds, [89] adopted the area under ROC curve (AUROC) together with the closed set accuracy as the evaluation metric, which views the OSR task as a combination of novelty detection and multiclass recognition. Note that although AUROC does a good job for evaluating the models, for the OSR problem, we eventually need to make a decision (a sample belongs to which KKC or UUC), thus such thresholds seem to have to be determined.

Remark: Currently, F-measure and AUROC is the most commonly used evaluation metrics. As the OSR problem faces a new scenario, the new evaluation methods are worth further exploring.

C. Experiments

This subsection quantitatively assesses a number of representative OSR methods on the popular benchmark datasets mentioned in subsection 5.1. Further, these methods are compared in terms of the classification of non-depth and depth features.

1) *OSR Methods Using Non-depth Feature*: The OSR methods using non-depth feature are usually evaluated on LETTER, PENDIGITS, COIL20, YALEB datasets. Most of them adopt the threshold-based strategy, where the thresholds are recommended to set according to the openness of the specific problem [22], [23], [61]. However, we usually have no prior knowledge about UUCs in the OSR scenario. Thus such a setting seems unreasonable, which is recalibrated in this paper, i.e., the decision thresholds are determined only based on the KKC in training, and once they are determined during training, their values will no longer change in testing. To effectively determine the thresholds and parameters of the corresponding models, we introduce an evaluation protocol referring to [63], [73], as follows.

Evaluation Protocol: As shown in Fig. 4, the dataset is first divided into training set owning KKC and testing set containing KKC and UUC, respectively. $2/3$ of the KKC occurring in training set are chosen as the "KKCs" simulation, while the remaining as the "UUCs" simulation. Thus the training set is divided into a fitting set \mathcal{F} just containing 'KKCs' and a validation set \mathcal{V} including a 'Closed-Set' simulation and an 'Open-Set' simulation. The 'Closed-Set' simulation only owns KKC, while the 'Open-Set' simulation contains "KKCs" and "UUCs". Note that in the training phase, all of the methods

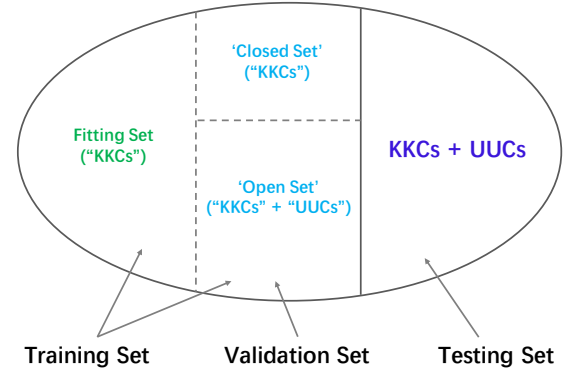


Fig. 4. Data Split. The dataset is first divided into training and testing set, then the training set is further divided into a fitting set and a validation set containing a 'closed set' simulation and an 'open set' simulation.

are trained with \mathcal{F} and evaluated on \mathcal{V} . Specifically, for each experiment, we

1. randomly select Ω distinct classes as KKC for training from the corresponding dataset;
2. randomly choose 60% of the samples in each KKC as training set;
3. select the remaining 40% of the samples from step 2 and the samples from other classes excluding the Ω KKC as testing set;
4. randomly select $[(\frac{2}{3}\Omega + 0.5)]$ classes as "KKCs" for fitting from the training set, while the remaining classes as "UUCs" for validation;
5. randomly choose 60% of the samples from each "KKC" as fitting set \mathcal{F} ;
6. select the remaining 40% of the samples from step 5 as the 'Closed Set' simulation, while the remaining 40% of the samples from step 5 and the ones from "UUCs" as the 'Open-Set' simulation;
7. train the models with \mathcal{F} and verify them on \mathcal{V} , then find the suitable model parameters and thresholds;
8. evaluate the models with 5 random class partitions using micro-F-measure.

Note that the experimental protocol here is just a relatively reasonable form to evaluate the OSR methods. In fact, other protocols can also use for evaluating, and some may be more suitable, thus worth further exploring. Furthermore, since different papers often adopted different evaluation protocol before, to the best of our ability we here try to follow the parameter tuning principles in their papers. In addition, to encourage reproducible research, we refer the reader to our github⁶ for the details about the datasets and their corresponding class partitions.

Under different openness O^* , Table 3 reports the comparisons among these methods, where 1-vs-Set [21], W-SVM (W-OSVM⁷) [22], P_I -SVM [23], SROSR [61], OSNN [73], EVM [74] from Traditional ML-based category and CD-OSR [63] from the Non-Instance Generation-based category.

⁶<https://github.com/ChuanxingGeng/Open-Set-Recognition>

⁷W-OSVM here denotes only using the one-cls SVM CAP model, which can be seen as benchmark of one-class classifier

TABLE III
COMPARISON AMONG THE REPRESENTATIVE OSR METHODS USING NON-DEPTH FEATURES

Dataset / Method		1-vs-Set	W-OSVM	W-SVM	P_I -SVM	SROSR	OSNN	EVM	CD-OSR
LETTER	$O^*=0\%$	81.51±3.94	95.64±0.37	95.64±0.25	<u>96.92±0.36</u>	84.21±2.49	83.12±17.41	96.59±0.50	96.94±1.36
	$O^*=15.48\%$	55.43±3.18	83.83±2.85	<u>91.24±1.48</u>	90.89±1.80	74.36±5.10	73.20±15.21	89.81±0.40	91.51±1.58
	$O^*=25.46\%$	42.08±2.63	73.37±1.67	<u>85.72±0.85</u>	84.16±1.01	66.50±8.22	64.97±13.75	82.81±2.42	86.21±1.46
PENDIGITS	$O^*=0\%$	97.17±0.58	94.84±1.46	98.82±0.26	99.21±0.29	97.43±0.93	98.55±0.71	98.42±0.73	<u>99.16±0.25</u>
	$O^*=8.71\%$	78.43±1.93	87.22±1.71	93.05±1.85	92.38±2.68	96.33±1.59	95.55±1.30	<u>96.97±1.37</u>	98.75±0.65
	$O^*=18.35\%$	61.29±2.52	78.55±4.91	88.39±3.14	87.60±4.78	<u>93.53±3.26</u>	90.11±4.15	92.88±2.79	98.43±0.73
COIL20	$O^*=0\%$	89.59±1.81	93.94±1.87	86.83±1.82	89.30±1.45	97.12±0.60	79.61±7.41	<u>97.68±0.88</u>	97.71±0.94
	$O^*=10.56\%$	70.21±1.67	90.82±2.31	85.64±2.47	87.68±2.02	<u>96.68±0.32</u>	73.01±6.18	95.69±1.46	97.32±1.50
	$O^*=18.35\%$	57.72±1.50	87.97±5.40	84.54±3.79	86.22±3.34	96.45±0.66	66.18±4.49	93.62±3.33	<u>95.12±2.14</u>
YALEB	$O^*=0\%$	87.99±2.42	82.60±3.54	86.01±2.42	93.47±2.74	88.09±3.41	81.81±8.40	68.94±6.47	<u>89.75±1.15</u>
	$O^*=23.30\%$	49.36±1.96	63.43±5.33	84.56±2.19	88.96±1.16	83.99±4.19	72.90±9.41	54.40±5.77	<u>88.00±2.19</u>
	$O^*=35.45\%$	34.37±1.44	55.40±5.26	83.44±2.02	86.63±0.60	81.38±5.26	67.24±7.29	46.64±5.40	<u>85.56±1.07</u>

The results report the averaged micro-F-measure (%) over 5 random class partitions. Best and the second best performing methods are highlighted in bold and underline, respectively. O^* calculated from Eq. (3) denotes the openness of the corresponding dataset.

TABLE IV
COMPARISON AMONG THE REPRESENTATIVE OSR METHODS USING DEPTH FEATURES

Dataset / Method	SoftMax	OpenMax	CROSR	C2AE	G-OpenMax	OSRCI
MNIST $O^*=13.40\%$	97.8	98.1	99.8	<u>98.9</u>	98.4	98.8
SVHN $O^*=13.40\%$	88.6	89.4	95.5	<u>92.2</u>	89.6	91.0
CIFAR10 $O^*=13.40\%$	67.7	69.5	—	89.5	67.5	<u>69.9</u>
CIFAR+10 $O^*=24.41\%$	81.6	81.7	—	95.5	82.7	<u>83.8</u>
CIFAR+50 $O^*=61.51\%$	80.5	79.6	—	93.7	81.9	<u>82.7</u>
TinyImageNet $O^*=57.36\%$	57.7	57.6	<u>67.0</u>	74.8	58.0	58.6

The results report the averaged area under the ROC curve (%) over 5 random class partitions [89]. Best and the second best performing methods are highlighted in bold and underline, respectively. O^* calculated from Eq. (3) denotes the openness of the corresponding dataset. Following [87], we here only copy the AUROC values of these methods as some of the results do not provide standard deviations.

Our first observation is: For LETTER, CD-OSR achieves the best performance, followed by W-SVM, P_I -SVM, and EVM. For PENDIGITS, although CD-OSR performs slightly lower than P_I -SVM when $O^* = 0$, it obtains higher and more stable performance as the openness increases compared to the other methods. For COIL20, though SROSR obtains slightly lower results than CD-OSR, its performance is almost unchanged when varying the openness. For YALEB, P_I -SVM achieves the best performance, followed by CD-OSR, W-SVM, and SROSR.

Our second observation is: Compared to the other methods, the performance of OSNN fluctuates greatly in terms of the standard deviation, especially for LETTER, which seems to mean that its performance heavily depends on the distribution characteristics of the corresponding datasets. Furthermore, as

the open space in 1-vs-Set is still unbounded, we can see that its performance drops sharply with the increase of openness. As a benchmark of one-class classifier, W-OSVM here works well in the closed set scenario. However, once the scenario turns to the open set, its performance also drops significantly.

A Summary: Overall, based on the data adaptation characteristic of HDP, CD-OSR currently performances relatively well compared the other methods. However, CD-OSR is also limited by HDP itself, such as not applicable to high-dimensional data, high computational complexity, etc. As for the other methods, they are limited to the based models they adopt as well. For example, as SRC does not work well on LETTER, thus SROSR obtains poor performance on that dataset. Furthermore, as mentioned in the remark of subsection 3.1, for the methods using EVT such as W-SVM, P_I -SVM,

SROSR, EVM, they may face challenges once the rare classes in KKC and UUCs appear together in testing. It is also worthy mentioning that this part just gives a comparison of these algorithms on their all commonly used datasets, which may not fully characterize their behavior to some extent.

2) *OSR Methods Using Depth Feature*: The OSR methods using depth feature are often evaluated on MNIST, SVHN, CIFAR10, CIFAR+10, CIFAR+50, Tiny-Imagenet. As most of them followed the evaluation protocol⁸ defined in [89] and did not provide source codes, similar to [3], [147], we here only compare with their published results. Table 4 summaries the comparisons among these methods, where SoftMax [89], OpenMax [79], CROSR [85], and C2AE [87] from Deep Neural Network-based category, while G-OpenMax [88] and OSRCI [89] from Instance Generation-based category.

As can be seen from Table 4, C2AE achieves the best performance at present, followed by CROSR and OSRCI. Compared to SoftMax and OpenMax, G-OpenMax performs well on MNIST, CIFAR+10, and CIFAR+50, however, it has no significant performance improvements on SVHN, CIFAR10 and TinyImageNet. In addition, as mentioned previously, due to using EVT, OpenMax, C2AE and G-OpenMax may face challenges when the rare classes in KKC and UUCs appear together in testing. It is also worth mentioning that the Instance Generation-based methods are orthogonal to the other three categories of methods, meaning that it can be combined with those methods to achieve their best.

VI. FUTURE RESEARCH DIRECTIONS

In this section, we briefly analyze and discuss the limitations of the existing OSR models, while some promising research directions in this field are also pointed out and detailed in the following aspects.

A. About Modeling

First, as shown in Fig. 3, while almost all existing OSR methods are modeled from the discriminative or generative model perspective, a natural question is: can construct OSR models from the hybrid generative discriminative model perspective? Note that to our best knowledge, there is no OSR work from this perspective at the moment, which deserves further discussions. Second, the main challenge for OSR is that the traditional classifiers under closed set scenario dive over-occupied space for KKC, thus once the UUCs' samples fall into the space divided for KKC, they will never be correctly classified. From this viewpoint, the following two modeling perspectives will be promising research directions.

1) *Modeling known known classes*: To moderate the over-occupied space problem above, we usually expect to obtain better discrimination for each target class while confining it to a compact space with the help of clustering methods. To achieve this, the clustering and classification learning can be unified to achieve the best of both worlds: the clustering learning can help the target classes obtain tighter distribution areas

(i.e., limited space), while the classification learning provides better discriminativeness for them. In fact, there have been some works fusing the clustering and classification functions into a unified learning framework [148], [149]. Unfortunately, these works are still under a closed set assumption. Thus some serious efforts need to be done to adapt them to the OSR scenario or to specially design this type of classifiers for OSR.

2) *Modeling unknown unknown classes*: Under the open set assumption, modeling UUCs is impossible, as we only have the available knowledge from KKC. However, properly relaxing some restrictions will make it possible, where one way is to generate the UUCs' data by the adversarial learning technique to account for open space to some extent like [89]–[91], in which the key is how to generate the valid UUCs' data. Besides, due to the data adaptive nature of Dirichlet process, the Dirichlet process-based OSR methods, such as CD-OSR [63], are worth for further exploration as well.

B. About Rejecting

Until now, most existing OSR algorithms mainly care about effectively rejecting UUCs, yet only a few works [72], [86] focus on the subsequent processing for the reject samples, and these works usually adopt a post-event strategy [63]. Therefore, expanding existing open set recognition together with new class knowledge discovery will be an interesting research topic. Moreover, to our best knowledge, the interpretability of reject option seems to have not been discussed, in which a reject option may correspond to a low confidence target class, an outlier, or a new class, which is also an interesting future research direction. Some related works in other research communities can be found in [115], [150]–[153].

C. About the Decision

As discussed in subsection 3.2.2, almost all existing OSR techniques are designed specially for recognizing individual samples, even these samples are collectively coming in batch like image-set recognition [154]. In fact, such a decision does not consider correlations among the testing samples. Therefore, the collective decision [63] seems to be a better alternative as it can not only take the correlations among the testing samples into account but also make it possible to discover new classes at the same time. We thus expect a future direction on extending the existing OSR methods by adopting such a collective decision.

D. Open Set + Other Research Areas

As open set scenario is a more practical assumption for the real-world classification/recognition tasks, it can naturally be combined with various fields involving classification/recognition such as semi-supervised learning, domain adaptation, active learning, multi-task learning, multi-view learning, multi-label image classification problem, and so forth. For example, [155]–[157] have introduced this scenario into domain adaptation, while [158] introduced it to the semantic instance segmentation task. Recently, [159] explored the open set classification in active learning field. It is also worthy

⁸The datasets and class partitions in [89] can be find in <https://github.com/lwneal/counterfactual-open-set>.

mentioning that the datasets NUS-Wide and MS COCO have been used for studying multi-label zero-shot learning [160], which are suitable to the study of multi-label OSR problem as well. Therefore, many interesting works are worth looking forward to.

E. Generalized Open Set Recognition

OSR assumes that only the KKC's knowledge is available in training, meaning that we can also utilize a variety of side-information regarding the KKC's. Nevertheless most existing OSR methods just use the feature level information of KKC's, leaving out their other side-information such as semantic/attribute information, knowledge graph, the KUC's data (e.g., the universum data), etc., which is also important for improving their performances. Therefore, we give the following promising research directions.

1) *Appending semantic/attribute information:* With the exploration of ZSL, we can find that a lot of semantic/attribute information is usually shared between KKC's and unknown class data. Therefore, such information can fully be used to 'cognize' UUC's in OSR, or at least to provide a rough semantic/attribute description for the UUC's samples instead of simply rejecting them. Note that this setup is different from the one in ZSL (or G-ZSL) which assumes that the semantic/attribute information of both the KKC's and UUC's are known in training. Furthermore, the last row of Table 1 shows this difference. Besides, some related works can be found in [132], [153], [161], [162]. There also some conceptually similar topics have been studied in other research communities such as open-vocabulary object retrieval [163], [164], open world person re-identification [165] or searching targets [166], open vocabulary scene parsing [167].

2) *Using other available side-information:* For the over-occupied space problem mentioned in subsection 6.1, the open space risk will be reduced as the space divided for those KKC's decreases by using other side-information like the KUC's data (e.g., universum data [168], [169]) to shrink their regions as much as possible. As shown in Fig.1, taking the digital identification as an example, assume the training set including the classes of interest '1', '3', '4', '5', '9'; the testing set including all of the classes '0'-'9'. If we also have the available universum data—English letters 'Z', 'I', 'J', 'Q', 'U', we can fully use them in modeling to extend the existing OSR models, further reducing the open space risk. We therefore foresee a more generalized setting will be adopted by the future open set recognition.

F. Relative Open Set Recognition

While the open set scenario is ubiquitous, there are also some real-world scenarios that are not completely open in practice. Recognition/classification in such scenarios can be called relative open set recognition. Taking the medical diagnosis as an example, the whole sample space can be divided into two subspace respectively for sick and healthy samples, and at such a level of detecting whether the sample is sick or not, it is indeed a closed set problem. However, when we need to further identify the types of the diseases, this will

naturally become a complete OSR problem since new disease unseen in training may appear in testing. There are few works currently exploring this novel mixed scenario jointly. Please note that under such a scenario, the main goal is to limit the scope of the UUC's appearing in testing, while finding the most specific class label of a novel sample on the taxonomy built with KKC's. Some related work can be found in [170].

G. Knowledge Integration for Open Set Recognition

In fact, the incomplete knowledge of the world is universal, especially for single individuals: something you know does not mean I also know. For example, the terrestrial species (sub-knowledge set) obviously are the open set for the classifiers trained on marine species. As the saying goes, "*two heads are better than one*", thus how to integrate the classifiers trained on each sub-knowledge set to further reduce the open space risk will be an interesting yet challenging topic in the future work, especially for such a situation: we can only obtain the classifiers trained on corresponding sub-knowledge sets, yet these sub-knowledge sets are not available due to the data privacy protection. This seems to have the flavor of domain adaptation having multiple source domains and one target domain (mSIT) [171]–[174] to some extent.

VII. CONCLUSION

As discussed above, in real-world recognition/classification tasks, it is usually impossible to model everything [175], thus the OSR scenario is ubiquitous. On the other hand, although many related algorithms have been proposed for OSR, it still faces serious challenges. As there is no systematic summary on this topic at present, this paper gives a comprehensive review of existing OSR techniques, covering various aspects ranging from related definitions, representations of models, datasets, evaluation criteria, and algorithm comparisons. Note that for the sake of convenience, the categorization of existing OSR techniques in this paper is just one of the possible ways, while other ways can also effectively categorize them, and some may be more appropriate but beyond our focus here.

Further, in order to avoid the reader confusing the tasks similar to OSR, we also briefly analyzed the relationships between OSR and its related tasks including zero-shot, one-shot (few-shot) recognition/learning techniques, classification with reject option, and so forth. Beyond this, as a natural extension of OSR, the open world recognition was reviewed as well. More importantly, we analyzed and discussed the limitations of these existing approaches, and pointed out some promising subsequent research directions in this field.

ACKNOWLEDGMENT

The authors would like to thank the support from the Key Program of NSFC under Grant No. 61732006, NSFC under Grant No. 61672281, and the Postgraduate Research & Practice Innovation Program of Jiangsu Province under Grant No. KYCX18_0306.

TABLE V
AVAILABLE SOFTWARE PACKAGES

Model	Language	Author	Link
1-vs-Set [21], W-SVM [22], P_T -SVM [23]	C/C++	Jain et al.	https://github.com/ljain2/libsvm-openset
BFHC [68], EPCC [71]	Matlab	Cevikalp et al.	http://mlcv.ogu.edu.tr/software.html
SROSR [61]	Matlab	Zhang et al.	https://github.com/hezhangsprinter/SROSR
NNO [72]	Matlab	Bendale et al.	http://vast.uccs.edu/OpenWorld
HPLS, HFCN [77]	Python	Vareto et al.	https://github.com/rafaelvareto/HPLS-HFCN-openset
OpenMax [79]	Python	Bendale et al.	https://github.com/abhijitbendale/OSDN
DOC [83]	Python	Shu et al.	https://github.com/alexander-rakhlin/CNN-for-Sentence-Classification-in-Keras
OSRCI [89]	Python	Neal et al.	https://github.com/lwneal/counterfactual-open-set
ASG [91]	Python	Liu et al.	https://github.com/eyounx/ASG
EVM [74]	Python	Rudd et al.	https://github.com/EMRResearch/ExtremeValueMachine

APPENDIX A SOFTWARE PACKAGES

We present a table (Table V) of several available software packages implementing those models presented in the main text.

APPENDIX B RELATED DEFINITION

Extreme Value Theory [93], also known as Fisher-Tippett Theorem, is a branch of statistics analyzing the distribution of data of abnormally high or low values. We here briefly review it as follows.

Theorem 2. [Extreme Value Theory [93]] *Let (v_1, v_2, \dots) be a sequence of i.i.d samples. Let $\zeta_n = \max\{v_1, \dots, v_n\}$. If a sequence of pairs of real numbers (a_n, b_n) exists such that each $a_n > 0$ and $\lim_{z \rightarrow \infty} P(\frac{\zeta_n - b_n}{a_n} \leq z) = F(z)$ then if F is a non-degenerate distribution function, it belongs to the Gumbel, the Fréchet or the Reversed Weibull family.*

REFERENCES

- [1] S. Thrun and T. M. Mitchell, "Lifelong robot learning," *Robotics and Autonomous Systems*, vol. 15, no. 1-2, pp. 25–46, 1995.
- [2] A. Pentina and C. H. Lampert, "A pac-bayesian bound for lifelong learning," in *International Conference on International Conference on Machine Learning*, pp. II–991, 2014.
- [3] S. J. Pan and Q. Yang, "A survey on transfer learning," *IEEE Transactions on Knowledge and Data Engineering*, vol. 22, no. 10, pp. 1345–1359, 2010.
- [4] K. Weiss, T. M. Khoshgoftaar, and D. D. Wang, "A survey of transfer learning," *Journal of Big Data*, vol. 3, no. 1, p. 9, 2016.
- [5] L. Shao, F. Zhu, and X. Li, "Transfer learning for visual categorization: A survey," *IEEE Transactions on Neural Networks and Learning Systems*, vol. 26, no. 5, pp. 1019–1034, 2015.
- [6] V. M. Patel, R. Gopalan, R. Li, and R. Chellappa, "Visual domain adaptation: A survey of recent advances," *IEEE Signal Processing Magazine*, vol. 32, no. 3, pp. 53–69, 2015.
- [7] M. Yamada, L. Sigal, and Y. Chang, "Domain adaptation for structured regression," *International Journal of Computer Vision*, vol. 109, no. 1-2, pp. 126–145, 2014.
- [8] M. Palatucci, D. Pomerleau, G. Hinton, and T. M. Mitchell, "Zero-shot learning with semantic output codes," in *International Conference on Neural Information Processing Systems*, pp. 1410–1418, 2009.
- [9] C. H. Lampert, H. Nickisch, and S. Harmeling, "Learning to detect unseen object classes by between-class attribute transfer," in *Proceedings of the IEEE Conference on Computer Vision and Pattern Recognition*, pp. 951–958, 2009.
- [10] Y. Fu, T. Xiang, Y.-G. Jiang, X. Xue, L. Sigal, and S. Gong, "Recent advances in zero-shot recognition: Toward data-efficient understanding of visual content," *IEEE Signal Processing Magazine*, vol. 35, no. 1, pp. 112–125, 2018.
- [11] F. F. Li, R. Fergus, and P. Perona, "One-shot learning of object categories," *IEEE Transactions on Pattern Analysis and Machine Intelligence*, vol. 28, no. 4, pp. 594–611, 2006.
- [12] B. M. Lake, R. Salakhutdinov, and J. B. Tenenbaum, "One-shot learning by inverting a compositional causal process," in *International Conference on Neural Information Processing Systems*, pp. 2526–2534, 2013.
- [13] F. F. Li, Fergus, and Perona, "A bayesian approach to unsupervised one-shot learning of object categories," in *IEEE International Conference on Computer Vision, 2003. Proceedings*, pp. 1134–1141 vol.2, 2008.
- [14] Y. Amit, M. Fink, N. Srebro, and S. Ullman, "Uncovering shared structures in multiclass classification," in *Machine Learning, Proceedings of the Twenty-Fourth International Conference*, pp. 17–24, 2007.
- [15] A. Torralba, K. P. Murphy, and W. T. Freeman, "Using the forest to see the trees: Exploiting context for visual object detection and localization," *Communications of the Acm*, vol. 53, no. 3, pp. 107–114, 2010.
- [16] Y. Fu, T. M. Hospedales, T. Xiang, and S. Gong, "Learning multimodal latent attributes," *IEEE transactions on pattern analysis and machine intelligence*, vol. 36, no. 2, pp. 303–316, 2013.
- [17] O. Vinyals, C. Blundell, T. Lillicrap, D. Wierstra, et al., "Matching networks for one shot learning," in *Advances in neural information processing systems*, pp. 3630–3638, 2016.
- [18] J. Snell, K. Swersky, and R. S. Zemel, "Prototypical networks for few-shot learning," in *Advances in Neural Information Processing Systems*, pp. 4077–4087, 2017.
- [19] L. Bertinetto, J. F. Henriques, J. Valmadre, P. H. S. Torr, and A. Vedaldi, "Learning feed-forward one-shot learners," in *Advances in Neural Information Processing Systems*, pp. 523–531, 2016.
- [20] Z. Chen, Y. Fu, Y. Zhang, Y. G. Jiang, X. Xue, and L. Sigal, "Semantic feature augmentation in few-shot learning," *arXiv preprint arXiv:1804.05298*, 2018.
- [21] W. J. Scheirer, A. D. R. Rocha, A. Sapkota, and T. E. Boulton, "Toward open set recognition," *IEEE Transactions on Pattern Analysis and Machine Intelligence*, vol. 35, no. 7, pp. 1757–72, 2013.
- [22] W. J. Scheirer, L. P. Jain, and T. E. Boulton, "Probability models for open set recognition," *IEEE Transactions on Pattern Analysis and Machine Intelligence*, vol. 36, no. 11, pp. 2317–2324, 2014.
- [23] L. P. Jain, W. J. Scheirer, and T. E. Boulton, "Multi-class open set recognition using probability of inclusion," in *European Conference on Computer Vision*, pp. 393–409, 2014.
- [24] N. A. Ross, "Known knowns, known unknowns and unknown unknowns: A 2010 update on carotid artery disease," *Surgeon Journal of the Royal Colleges of Surgeons of Edinburgh and Ireland*, vol. 8, no. 2, pp. 79–86, 2010.
- [25] A. R. Dhamija, M. Günther, and T. Boulton, "Reducing network agnostophobia," in *Advances in Neural Information Processing Systems*, pp. 9157–9168, 2018.

- [26] J. Weston, R. Collobert, F. Sinz, L. Bottou, and V. Vapnik, "Inference with the universum," in *Proceedings of the 23rd international conference on Machine learning*, pp. 1009–1016, ACM, 2006.
- [27] L. v. d. Maaten and G. Hinton, "Visualizing data using t-sne," *Journal of machine learning research*, vol. 9, no. Nov, pp. 2579–2605, 2008.
- [28] R. Salakhutdinov, A. Torralba, and J. Tenenbaum, "Learning to share visual appearance for multiclass object detection," in *CVPR 2011*, pp. 1481–1488, IEEE, 2011.
- [29] X. Zhu, D. Anguelov, and D. Ramanan, "Capturing long-tail distributions of object subcategories," in *Proceedings of the IEEE Conference on Computer Vision and Pattern Recognition*, pp. 915–922, 2014.
- [30] R. Socher, M. Ganjoo, C. D. Manning, and A. Ng, "Zero-shot learning through cross-modal transfer," in *Advances in neural information processing systems*, pp. 935–943, 2013.
- [31] W.-L. Chao, S. Changpinyo, B. Gong, and F. Sha, "An empirical study and analysis of generalized zero-shot learning for object recognition in the wild," in *European Conference on Computer Vision*, pp. 52–68, Springer, 2016.
- [32] Y. Xian, C. H. Lampert, B. Schiele, and Z. Akata, "Zero-shot learning—a comprehensive evaluation of the good, the bad and the ugly," *IEEE transactions on pattern analysis and machine intelligence*, 2018.
- [33] R. Felix, B. Vijay Kumar, I. Reid, and G. Carneiro, "Multi-modal cycle-consistent generalized zero-shot learning," *arXiv preprint arXiv:1808.00136*, 2018.
- [34] C. Chow, "On optimum recognition error and reject tradeoff," *IEEE Transactions on information theory*, vol. 16, no. 1, pp. 41–46, 1970.
- [35] P. L. Bartlett and M. H. Wegkamp, "Classification with a reject option using a hinge loss," *Journal of Machine Learning Research*, vol. 9, no. Aug, pp. 1823–1840, 2008.
- [36] D. M. Tax and R. P. Duin, "Growing a multi-class classifier with a reject option," *Pattern Recognition Letters*, vol. 29, no. 10, pp. 1565–1570, 2008.
- [37] L. Fischer, B. Hammer, and H. Wersing, "Optimal local rejection for classifiers," *Neurocomputing*, vol. 214, pp. 445–457, 2016.
- [38] G. Fumera and F. Roli, "Support vector machines with embedded reject option," in *Pattern recognition with support vector machines*, pp. 68–82, Springer, 2002.
- [39] Y. Grandvalet, A. Rakotomamonjy, J. Keshet, and S. Canu, "Support vector machines with a reject option," in *In Advances in Neural Information Processing Systems*, pp. 537–544, 2009.
- [40] R. Herbei and M. H. Wegkamp, "Classification with reject option," *Canadian Journal of Statistics*, vol. 34, no. 4, pp. 709–721, 2006.
- [41] M. Yuan and M. Wegkamp, "Classification methods with reject option based on convex risk minimization," *Journal of Machine Learning Research*, vol. 11, no. Jan, pp. 111–130, 2010.
- [42] R. Zhang and D. N. Metaxas, "Ro-svm: Support vector machine with reject option for image categorization," in *BMVC*, pp. 1209–1218, Citeseer, 2006.
- [43] M. Wegkamp, "Lasso type classifiers with a reject option," *Electronic Journal of Statistics*, vol. 1, no. 3, pp. 155–168, 2007.
- [44] Y. Geifman and E. Y. Ran, "Selective classification for deep neural networks," in *Advances in Neural Information Processing Systems*, pp. 4872–4887, 2017.
- [45] B. Schölkopf, J. C. Platt, J. Shawe-Taylor, A. J. Smola, and R. C. Williamson, "Estimating the support of a high-dimensional distribution," *Neural computation*, vol. 13, no. 7, pp. 1443–1471, 2001.
- [46] L. M. Manevitz and M. Yousef, "One-class svms for document classification," *Journal of machine Learning research*, vol. 2, no. Dec, pp. 139–154, 2001.
- [47] D. M. Tax and R. P. Duin, "Support vector data description," *Machine learning*, vol. 54, no. 1, pp. 45–66, 2004.
- [48] S. S. Khan and M. G. Madden, "A survey of recent trends in one class classification," in *Irish conference on artificial intelligence and cognitive science*, pp. 188–197, Springer, 2009.
- [49] H. Jin, Q. Liu, and H. Lu, "Face detection using one-class-based support vectors," in *IEEE International Conference on Automatic Face and Gesture Recognition*, pp. 457–462, 2004.
- [50] M. Wu and J. Ye, "A small sphere and large margin approach for novelty detection using training data with outliers," *IEEE Transactions on Pattern Analysis and Machine Intelligence*, vol. 31, no. 11, pp. 2088–2092, 2009.
- [51] H. Cevikalp and B. Triggs, "Efficient object detection using cascades of nearest convex model classifiers," in *Computer Vision and Pattern Recognition*, pp. 3138–3145, 2012.
- [52] M. A. Pimentel, D. A. Clifton, L. Clifton, and L. Tarassenko, "A review of novelty detection," *Signal Processing*, vol. 99, pp. 215–249, 2014.
- [53] N. Görnitz, L. A. Lima, K.-R. Müller, M. Kloft, and S. Nakajima, "Support vector data descriptions and k -means clustering: One class?," *IEEE Transactions on Neural Networks and Learning Systems*, vol. 29, no. 9, pp. 3994–4006, 2018.
- [54] P. Bodesheim, A. Freytag, E. Rodner, M. Kemmler, and J. Denzler, "Kernel null space methods for novelty detection," in *Proceedings of the IEEE Conference on Computer Vision and Pattern Recognition*, pp. 3374–3381, 2013.
- [55] P. J. Phillips, P. Grother, and R. Micheals, *Evaluation Methods in Face Recognition*. Handbook of Face Recognition. Springer New York, 2005.
- [56] F. Li and H. Wechsler, "Open set face recognition using transduction," *IEEE Transactions on Pattern Analysis and Machine Intelligence*, vol. 27, no. 11, pp. 1686–1697, 2005.
- [57] Q. Wu, C. Jia, and W. Chen, "A novel classification-rejection sphere svms for multi-class classification problems," in *Natural Computation, 2007. ICNC 2007. Third International Conference on*, vol. 1, pp. 34–38, IEEE, 2007.
- [58] Y.-C. F. Wang and D. Casasent, "A support vector hierarchical method for multi-class classification and rejection," in *International Joint Conference on Neural Networks*, pp. 3281–3288, 2009.
- [59] B. Heflin, W. Scheirer, and T. E. Boulton, "Detecting and classifying scars, marks, and tattoos found in the wild," in *IEEE Fifth International Conference on Biometrics: Theory, Applications and Systems*, pp. 31–38, 2012.
- [60] D. A. Pritsos and E. Stamatatos, "Open-set classification for automated genre identification," in *European Conference on Advances in Information Retrieval*, pp. 207–217, 2013.
- [61] H. Zhang and V. Patel, "Sparse representation-based open set recognition," *IEEE Transactions on Pattern Analysis and Machine Intelligence*, vol. 39, no. 8, pp. 1690–1696, 2017.
- [62] Y. Yang, C. Hou, Y. Lang, D. Guan, D. Huang, and J. Xu, "Open-set human activity recognition based on micro-doppler signatures," *Pattern Recognition*, vol. 85, pp. 60–69, 2019.
- [63] C. Geng and S. Chen, "Collective decision for open set recognition," *arXiv preprint arXiv:1806.11258v4*, 2018.
- [64] D. O. Cardoso, J. Gama, and F. M. G. Frana, "Weightless neural networks for open set recognition," *Machine Learning*, no. 106(9-10), pp. 1547–1567, 2017.
- [65] G. Bouchard and B. Triggs, "The trade-off between generative and discriminative classifiers," *Proceedings in Computational Statistics Symposium of Iasc*, pp. 721–728, 2004.
- [66] J. A. Lasserre, C. M. Bishop, and T. P. Minka, "Principled hybrids of generative and discriminative models," in *Computer Vision and Pattern Recognition, 2006 IEEE Computer Society Conference on*, pp. 87–94, 2006.
- [67] H. Cevikalp, B. Triggs, and V. Franc, "Face and landmark detection by using cascade of classifiers," in *IEEE International Conference and Workshops on Automatic Face and Gesture Recognition*, pp. 1–7, 2013.
- [68] H. Cevikalp, "Best fitting hyperplanes for classification," *IEEE Transactions on Pattern Analysis and Machine Intelligence*, vol. 39, no. 6, p. 1076, 2017.
- [69] M. D. Scherrek and B. D. Rigling, "Open set recognition for automatic target classification with rejection," *IEEE Transactions on Aerospace and Electronic Systems*, vol. 52, no. 2, pp. 632–642, 2016.
- [70] H. Cevikalp and B. Triggs, "Polyhedral conic classifiers for visual object detection and classification," in *IEEE Conference on Computer Vision and Pattern Recognition*, pp. 4114–4122, 2017.
- [71] H. Cevikalp and H. S. Yavuz, "Fast and accurate face recognition with image sets," in *IEEE International Conference on Computer Vision Workshop*, pp. 1564–1572, 2017.
- [72] A. Bendale and T. Boulton, "Towards open world recognition," in *Proceedings of the IEEE Conference on Computer Vision and Pattern Recognition*, pp. 1893–1902, 2015.
- [73] P. R. M. Jnior, R. M. D. Souza, R. D. O. Werneck, B. V. Stein, D. V. Pazinato, W. R. D. Almeida, O. A. B. Penatti, R. D. S. Torres, and A. Rocha, "Nearest neighbors distance ratio open-set classifier," *Machine Learning*, vol. 106, no. 3, pp. 359–386, 2017.
- [74] E. M. Rudd, L. P. Jain, W. J. Scheirer, and T. E. Boulton, "The extreme value machine," *IEEE Transactions on Pattern Analysis and Machine Intelligence*, vol. 40, no. 3, pp. 762–768, 2018.
- [75] E. Vignotto and S. Engelke, "Extreme value theory for open set classification-gpd and gev classifiers," *arXiv preprint arXiv:1808.09902*, 2018.
- [76] G. Fei and B. Liu, "Breaking the closed world assumption in text classification," in *Conference of the North American Chapter of the*

- Association for Computational Linguistics: Human Language Technologies*, pp. 506–514, 2016.
- [77] R. Varetto, S. Silva, F. Costa, and W. R. Schwartz, “Towards open-set face recognition using hashing functions,” in *IEEE International Joint Conference on Biometrics*, 2018.
 - [78] M. A. C. Neira, P. R. M. Junior, A. Rocha, and R. D. S. Torres, “Data-fusion techniques for open-set recognition problems,” *IEEE Access*, vol. 6, pp. 21242–21265, 2018.
 - [79] A. Bendale and T. E. Boulton, “Towards open set deep networks,” *Proceedings of the IEEE conference on computer vision and pattern recognition*, pp. 1563–1572, 2016.
 - [80] A. Rozsa, M. Gunther, and T. E. Boulton, “Adversarial robustness: Softmax versus openmax,” *arXiv preprint arXiv:1708.01697*, 2017.
 - [81] M. Hassen and P. K. Chan, “Learning a neural-network-based representation for open set recognition,” *arXiv preprint arXiv:1802.04365*, 2018.
 - [82] S. Prakhya, V. Venkataram, and J. Kalita, “Open set text classification using convolutional neural networks,” in *International Conference on Natural Language Processing*, 2017.
 - [83] L. Shu, H. Xu, and B. Liu, “Doc: Deep open classification of text documents,” *arXiv preprint arXiv:1709.08716*, 2017.
 - [84] D. O. Cardoso, F. Franca, and J. Gama, “A bounded neural network for open set recognition,” in *International Joint Conference on Neural Networks*, pp. 1–7, 2015.
 - [85] R. Yoshihashi, W. Shao, R. Kawakami, S. You, M. Iida, and T. Nae-mura, “Classification-reconstruction learning for open-set recognition,” in *Proceedings of the IEEE Conference on Computer Vision and Pattern Recognition*, pp. 4016–4025, 2019.
 - [86] L. Shu, H. Xu, and B. Liu, “Unseen class discovery in open-world classification,” *arXiv preprint arXiv:1801.05609*, 2018.
 - [87] P. Oza and V. M. Patel, “C2ae: Class conditioned auto-encoder for open-set recognition,” *arXiv preprint arXiv:1904.01198*, 2019.
 - [88] Z. Y. Ge, S. Demyanov, Z. Chen, and R. Garnavi, “Generative openmax for multi-class open set classification,” *arXiv preprint arXiv:1707.07418*, 2017.
 - [89] L. Neal, M. Olson, X. Fern, W. Wong, and F. Li, “Open set learning with counterfactual images,” *Proceedings of the European Conference on Computer Vision (ECCV)*, pp. 613–628, 2018.
 - [90] I. Jo, J. Kim, H. Kang, Y.-D. Kim, and S. Choi, “Open set recognition by regularising classifier with fake data generated by generative adversarial networks,” *IEEE International Conference on Acoustics, Speech and Signal Processing*, pp. 2686–2690, 2018.
 - [91] Y. Yu, W.-Y. Qu, N. Li, and Z. Guo, “Open-category classification by adversarial sample generation,” *arXiv preprint arXiv:1705.08722*, 2017.
 - [92] C. Cortes and V. Vapnik, “Support-vector networks,” in *Machine Learning*, pp. 273–297, 1995.
 - [93] S. Kotz and S. Nadarajah, *Extreme value distributions: theory and applications*. World Scientific, 2000.
 - [94] S. Cruz, C. Coleman, E. M. Rudd, and T. E. Boulton, “Open set intrusion recognition for fine-grained attack categorization,” in *IEEE International Symposium on Technologies for Homeland Security*, pp. 1–6, 2017.
 - [95] E. Rudd, A. Rozsa, M. Gunther, and T. Boulton, “A survey of stealth malware: Attacks, mitigation measures, and steps toward autonomous open world solutions,” *IEEE Communications Surveys and Tutorials*, vol. 19, no. 2, pp. 1145–1172, 2017.
 - [96] R. N. Gasimov and G. Ozturk, “Separation via polyhedral conic functions,” *Optimization Methods and Software*, vol. 21, no. 4, pp. 527–540, 2006.
 - [97] J. Wright, Y. Ma, J. Mairal, G. Sapiro, T. S. Huang, and S. Yan, “Sparse representation for computer vision and pattern recognition,” *Proceedings of the IEEE*, vol. 98, no. 6, pp. 1031–1044, 2010.
 - [98] R. Rubinstein, A. M. Bruckstein, and M. Elad, “Dictionaries for sparse representation modeling,” *Proceedings of the IEEE*, vol. 98, no. 6, pp. 1045–1057, 2010.
 - [99] J. Peng, L. Li, and Y. Y. Tang, “Maximum likelihood estimation-based joint sparse representation for the classification of hyperspectral remote sensing images,” *IEEE Transactions on Neural Networks and Learning Systems*, 2018.
 - [100] J. Wright, A. Y. Yang, A. Ganesh, S. S. Sastry, and Y. Ma, “Robust face recognition via sparse representation,” *IEEE Transactions on Pattern Analysis and Machine Intelligence*, vol. 31, no. 2, pp. 210–227, 2009.
 - [101] T. Mensink, J. Verbeek, F. Perronnin, and G. Csorika, “Distance-based image classification: Generalizing to new classes at near-zero cost,” *IEEE transactions on pattern analysis and machine intelligence*, vol. 35, no. 11, pp. 2624–2637, 2013.
 - [102] M. Ristin, M. Guillaumin, J. Gall, and L. V. Gool, “Incremental learning of ncm forests for large-scale image classification,” *Computer Vision and Pattern Recognition*, pp. 3654–3661, 2014.
 - [103] J. P. Papa and C. T. N. Suzuki, *Supervised pattern classification based on optimum-path forest*. John Wiley and Sons, Inc., 2009.
 - [104] A. Garg and D. Roth, “Margin distribution and learning,” in *Proceedings of the 20th International Conference on Machine Learning (ICML-03)*, pp. 210–217, 2003.
 - [105] L. Reyzin and R. E. Schapire, “How boosting the margin can also boost classifier complexity,” in *Proceedings of the 23rd international conference on Machine learning*, pp. 753–760, ACM, 2006.
 - [106] F. Aioli, G. Da San Martino, and A. Sperduti, “A kernel method for the optimization of the margin distribution,” in *International Conference on Artificial Neural Networks*, pp. 305–314, Springer, 2008.
 - [107] K. Pelckmans, J. Suykens, and B. D. Moor, “A risk minimization principle for a class of parzen estimators,” in *Advances in Neural Information Processing Systems*, pp. 1137–1144, 2008.
 - [108] M. Gunther, S. Cruz, E. M. Rudd, and T. E. Boulton, “Toward open-set face recognition,” *Conference on Computer Vision and Pattern Recognition (CVPR) Workshops*, 2017.
 - [109] J. Henrydoss, S. Cruz, E. M. Rudd, T. E. Boulton, et al., “Incremental open set intrusion recognition using extreme value machine,” in *Machine Learning and Applications (ICMLA)*, 2017 16th IEEE International Conference on, pp. 1089–1093, IEEE, 2017.
 - [110] A. Nguyen, J. Yosinski, and J. Clune, “Deep neural networks are easily fooled: High confidence predictions for unrecognizable images,” *Proceedings of the IEEE Conference on Computer Vision and Pattern Recognition*, pp. 427–436, 2015.
 - [111] I. Goodfellow, J. Shlens, and C. Szegedy, “Explaining and harnessing adversarial examples,” in *International Conference on Learning Representations. Computational and Biological Learning Society*, 2015.
 - [112] C. Szegedy, W. Zaremba, I. Sutskever, J. Bruna, D. Erhan, I. Goodfellow, and R. Fergus, “Intriguing properties of neural networks,” in *International Conference on Learning Representations. Computational and Biological Learning Society*, 2014.
 - [113] N. Kardan and K. O. Stanley, “Mitigating fooling with competitive overcomplete output layer neural networks,” in *2017 International Joint Conference on Neural Networks (IJCNN)*, pp. 518–525, IEEE, 2017.
 - [114] Q. Da, Y. Yu, and Z.-H. Zhou, “Learning with augmented class by exploiting unlabeled data,” in *Twenty-Eighth AAAI Conference on Artificial Intelligence*, 2014.
 - [115] M. Masana, I. Ruiz, J. Serrat, J. van de Weijer, and A. M. Lopez, “Metric learning for novelty and anomaly detection,” *arXiv preprint arXiv:1808.05492*, 2018.
 - [116] W. J. Reed, “The pareto, zipf and other power laws,” *Economics letters*, vol. 74, no. 1, pp. 15–19, 2001.
 - [117] Z. Liu, Z. Miao, X. Zhan, J. Wang, B. Gong, and S. X. Yu, “Large-scale long-tailed recognition in an open world,” in *Proceedings of the IEEE Conference on Computer Vision and Pattern Recognition*, pp. 2537–2546, 2019.
 - [118] I. Goodfellow, “Nips 2016 tutorial: Generative adversarial networks,” *arXiv preprint arXiv:1701.00160*, 2016.
 - [119] Y. W. Teh, “Dirichlet process,” in *Encyclopedia of machine learning*, pp. 280–287, Springer, 2011.
 - [120] S. J. Gershman and D. M. Blei, “A tutorial on bayesian nonparametric models,” *Journal of Mathematical Psychology*, vol. 56, no. 1, pp. 1–12, 2012.
 - [121] W. Fan and N. Bouguila, “Online learning of a dirichlet process mixture of beta-liouville distributions via variational inference,” *IEEE Transactions on Neural Networks and Learning Systems*, vol. 24, no. 11, pp. 1850–1862, 2013.
 - [122] Y. W. Teh, M. I. Jordan, M. J. Beal, and D. M. Blei, “Hierarchical dirichlet processes,” *Publications of the American Statistical Association*, vol. 101, no. 476, pp. 1566–1581, 2006.
 - [123] A. Bargi, R. Y. Da Xu, and M. Piccardi, “Adon hdp-hmm: an adaptive online model for segmentation and classification of sequential data,” *IEEE Transactions on Neural Networks and Learning Systems*, vol. 29, no. 9, pp. 3953–3968, 2018.
 - [124] G. Cauwenberghs and T. Poggio, “Incremental and decremental support vector machine learning,” in *Advances in neural information processing systems*, pp. 409–415, 2001.
 - [125] K. Crammer, O. Dekel, J. Keshet, S. Shalev-Shwartz, and Y. Singer, “Online passive-aggressive algorithms,” *Journal of Machine Learning Research*, vol. 7, no. Mar, pp. 551–585, 2006.
 - [126] M. Fink, S. Shalev-Shwartz, Y. Singer, and S. Ullman, “Online multiclass learning by interclass hypothesis sharing,” in *Proceedings of*

- the 23rd international conference on Machine learning, pp. 313–320, ACM, 2006.
- [127] T. Yeh and T. Darrell, “Dynamic visual category learning,” in *2008 IEEE Conference on Computer Vision and Pattern Recognition*, pp. 1–8, IEEE, 2008.
- [128] M. D. Muhlbaier, A. Topalis, and R. Polikar, “Learn++ nc: Combining ensemble of classifiers with dynamically weighted consult-and-vote for efficient incremental learning of new classes,” *IEEE transactions on neural networks*, vol. 20, no. 1, pp. 152–168, 2008.
- [129] I. Kuzborskij, F. Orabona, and B. Caputo, “From n to $n+1$: Multiclass transfer incremental learning,” in *Proceedings of the IEEE Conference on Computer Vision and Pattern Recognition*, pp. 3358–3365, 2013.
- [130] R. De Rosa, T. Mensink, and B. Caputo, “Online open world recognition,” *arXiv preprint arXiv:1604.02275*, 2016.
- [131] T. Doan and J. Kalita, “Overcoming the challenge for text classification in the open world,” in *Computing and Communication Workshop and Conference (CCWC), 2017 IEEE 7th Annual*, pp. 1–7, IEEE, 2017.
- [132] V. P. A. Lonij, A. Rawat, and M. I. Nicolae, “Open-world visual recognition using knowledge graphs,” *arXiv preprint arXiv:1708.08310*, 2017.
- [133] Y. Shi, Y. Wang, Y. Zou, Q. Yuan, Y. Tian, and Y. Shu, “Odn: Opening the deep network for open-set action recognition,” in *2018 IEEE International Conference on Multimedia and Expo (ICME)*, pp. 1–6, IEEE, 2018.
- [134] H. Xu, B. Liu, and P. S. Yu, “Learning to accept new classes without training,” *arXiv preprint arXiv:1809.06004*, 2018.
- [135] P. W. Frey and D. J. Slate, “Letter recognition using holland-style adaptive classifiers,” *Machine learning*, vol. 6, no. 2, pp. 161–182, 1991.
- [136] M. Bilenko, S. Basu, and R. J. Mooney, “Integrating constraints and metric learning in semi-supervised clustering,” in *Proceedings of the twenty-first international conference on Machine learning*, p. 11, ACM, 2004.
- [137] S. A. Nene, S. K. Nayar, H. Murase, *et al.*, “Columbia object image library (coil-20),” 1996.
- [138] A. S. Georgiades, P. N. Belhumeur, and D. J. Kriegman, “From few to many: Illumination cone models for face recognition under variable lighting and pose,” *IEEE Transactions on Pattern Analysis & Machine Intelligence*, no. 6, pp. 643–660, 2001.
- [139] Y. LeCun, L. Bottou, Y. Bengio, P. Haffner, *et al.*, “Gradient-based learning applied to document recognition,” *Proceedings of the IEEE*, vol. 86, no. 11, pp. 2278–2324, 1998.
- [140] Y. Netzer, T. Wang, A. Coates, A. Bissacco, B. Wu, and A. Y. Ng, “Reading digits in natural images with unsupervised feature learning,” in: *NIPS workshop on deep learning and unsupervised feature learning*, 2011.
- [141] A. Krizhevsky, G. Hinton, *et al.*, “Learning multiple layers of features from tiny images,” tech. rep., Citeseer, 2009.
- [142] Y. Le and X. Yang, “Tiny imagenet visual recognition challenge,” *CS 231N*, 2015.
- [143] O. Russakovsky, J. Deng, H. Su, J. Krause, S. Satheesh, S. Ma, Z. Huang, A. Karpathy, A. Khosla, M. Bernstein, *et al.*, “Imagenet large scale visual recognition challenge,” *International journal of computer vision*, vol. 115, no. 3, pp. 211–252, 2015.
- [144] C. Anna, L. Gnter, R. H. Joachim, and M. Klaus, “A systematic analysis of performance measures for classification tasks,” *Information Processing and Management*, vol. 45, no. 4, pp. 427–437, 2009.
- [145] W. J. Youden, “Index for rating diagnostic tests,” *Cancer*, vol. 3, no. 1, pp. 32–35, 1950.
- [146] M. Sokolova, N. Japkowicz, and S. Szpakowicz, *Beyond Accuracy, F-Score and ROC: A Family of Discriminant Measures for Performance Evaluation*. Springer Berlin Heidelberg, 2006.
- [147] M. Wang and W. Deng, “Deep visual domain adaptation: A survey,” *Neurocomputing*, vol. 312, pp. 135–153, 2018.
- [148] W. Cai, S. Chen, and D. Zhang, “A multiobjective simultaneous learning framework for clustering and classification,” *IEEE Transactions on Neural Networks*, vol. 21, no. 2, pp. 185–200, 2010.
- [149] Q. Qian, S. Chen, and W. Cai, “Simultaneous clustering and classification over cluster structure representation,” *Pattern Recognition*, vol. 45, no. 6, pp. 2227–2236, 2012.
- [150] X. Mu, M. T. Kai, and Z. H. Zhou, “Classification under streaming emerging new classes: A solution using completely-random trees,” *IEEE Transactions on Knowledge and Data Engineering*, vol. 29, no. 8, pp. 1605–1618, 2017.
- [151] S. Liu, R. Garrepalli, T. G. Dietterich, A. Fern, and D. Hendrycks, “Open category detection with pac guarantees,” *arXiv preprint arXiv:1808.00529*, 2018.
- [152] A. Vyas, N. Jammalamadaka, X. Zhu, D. Das, B. Kaul, and T. L. Willke, “Out-of-distribution detection using an ensemble of self supervised leave-out classifiers,” *arXiv preprint arXiv:1809.03576*, 2018.
- [153] H. Dong, Y. Fu, L. Sigal, S. J. Hwang, Y.-G. Jiang, and X. Xue, “Learning to separate domains in generalized zero-shot and open set learning: a probabilistic perspective,” *arXiv preprint arXiv:1810.07368*, 2018.
- [154] L. Wang and S. Chen, “Joint representation classification for collective face recognition,” *Pattern Recognition*, vol. 63, pp. 182–192, 2017.
- [155] P. P. Busto and J. Gall, “Open set domain adaptation,” in *IEEE International Conference on Computer Vision*, pp. 754–763, 2017.
- [156] K. Saito, S. Yamamoto, Y. Ushiku, and T. Harada, “Open set domain adaptation by backpropagation,” *arXiv preprint arXiv:1804.10427*, 2018.
- [157] M. Baktashmotlagh, M. Faraki, T. Drummond, and M. Salzmann, “Learning factorized representations for open-set domain adaptation,” *arXiv preprint arXiv:1805.12277*, 2018.
- [158] T. Pham, B. Vijay Kumar, T.-T. Do, G. Carneiro, and I. Reid, “Bayesian semantic instance segmentation in open set world,” *arXiv preprint arXiv:1806.00911*, 2018.
- [159] Z.-Y. Liu and S.-J. Huang, “Active sampling for open-set classification without initial annotation,” in: *Proceedings of the 33rd AAAI Conference on Artificial Intelligence*, 2019.
- [160] C.-W. Lee, W. Fang, C.-K. Yeh, and Y.-C. Frank Wang, “Multi-label zero-shot learning with structured knowledge graphs,” in *Proceedings of the IEEE Conference on Computer Vision and Pattern Recognition*, pp. 1576–1585, 2018.
- [161] Y. Fu and L. Sigal, “Semi-supervised vocabulary-informed learning,” in *Computer Vision and Pattern Recognition*, pp. 5337–5346, 2016.
- [162] Y. Fu, H. Z. Dong, Y. F. Ma, Z. Zhang, and X. Xue, “Vocabulary-informed extreme value learning,” *arXiv preprint arXiv:1705.09887*, 2017.
- [163] S. Guadarrama, E. Rodner, K. Saenko, N. Zhang, R. Farrell, J. Donahue, and T. Darrell, “Open-vocabulary object retrieval,” in *Robotics: science and systems*, vol. 2, p. 6, Citeseer, 2014.
- [164] S. Guadarrama, E. Rodner, K. Saenko, and T. Darrell, “Understanding object descriptions in robotics by open-vocabulary object retrieval and detection,” *The International Journal of Robotics Research*, vol. 35, no. 1-3, pp. 265–280, 2016.
- [165] W.-S. Zheng, S. Gong, and T. Xiang, “Towards open-world person re-identification by one-shot group-based verification,” *IEEE Transactions on Pattern Analysis and Machine Intelligence*, vol. 38, no. 3, pp. 591–606, 2016.
- [166] H. Sattar, S. Muller, M. Fritz, and A. Bulling, “Prediction of search targets from fixations in open-world settings,” in *Proceedings of the IEEE Conference on Computer Vision and Pattern Recognition*, pp. 981–990, 2015.
- [167] H. Zhao, X. Puig, B. Zhou, S. Fidler, and A. Torralba, “Open vocabulary scene parsing,” in *Proc. IEEE Conf. Computer Vision and Pattern Recognition*, 2017.
- [168] V. Cherkassky, S. Dhar, and W. Dai, “Practical conditions for effectiveness of the universum learning,” *IEEE Transactions on Neural Networks*, vol. 22, no. 8, pp. 1241–55, 2011.
- [169] Z. Qi, Y. Tian, and Y. Shi, “Twin support vector machine with universum data,” *Neural Networks*, vol. 36, no. 3, pp. 112–119, 2012.
- [170] K. Lee, K. Lee, K. Min, Y. Zhang, J. Shin, and H. Lee, “Hierarchical novelty detection for visual object recognition,” in *Proceedings of the IEEE Conference on Computer Vision and Pattern Recognition*, pp. 1034–1042, 2018.
- [171] S. Bendavid, J. Blitzer, K. Crammer, A. Kulesza, F. Pereira, and J. W. Vaughan, “A theory of learning from different domains,” *Machine Learning*, vol. 79, no. 1-2, pp. 151–175, 2010.
- [172] S. Sun, H. Shi, and Y. Wu, *A survey of multi-source domain adaptation*. Elsevier Science Publishers B. V., 2015.
- [173] H. Liu, M. Shao, and Y. Fu, “Structure-preserved multi-source domain adaptation,” in *IEEE International Conference on Data Mining*, pp. 1059–1064, 2017.
- [174] H. Yu, M. Hu, and S. Chen, “Unsupervised domain adaptation without exactly shared categories,” *arXiv preprint arXiv:1809.00852*, 2018.
- [175] T. G. Dietterich, “Steps toward robust artificial intelligence,” *AI Magazine*, vol. 38, no. 3, pp. 3–24, 2017.