

Single-Label Multi-Class Image Classification by Deep Logistic Regression

Qi Dong,¹ Xiatian Zhu,² Shaogang Gong¹

¹Queen Mary University of London, ²Vision Semantics Ltd.
q.dong@qmul.ac.uk, eddy@visionsemantics.com, s.gong@qmul.ac.uk

Abstract

The objective learning formulation is essential for the success of convolutional neural networks. In this work, we analyse thoroughly the standard learning objective functions for multi-class classification CNNs: softmax regression (SR) for *single-label* scenario and logistic regression (LR) for *multi-label* scenario. Our analyses lead to an inspiration of exploiting LR for single-label classification learning, and then the disclosing of the *negative class distraction* problem in LR. To address this problem, we develop two novel LR based objective functions that not only generalise the conventional LR but importantly turn out to be competitive alternatives to SR in single label classification. Extensive comparative evaluations demonstrate the model learning advantages of the proposed LR functions over the commonly adopted SR in single-label coarse-grained object categorisation and cross-class fine-grained person instance identification tasks. We also show the performance superiority of our method on clothing attribute classification in comparison to the vanilla LR function. *The code had been made publicly available.*

Introduction

Convolutional neural networks (CNNs) (LeCun et al. 1989) have demonstrated impressive performance success in a wide variety of image recognition problems (Krizhevsky, Sutskever, and Hinton 2012; He et al. 2016; Liu et al. 2016). Two common problems are *single-label* (one class label per image) and *multi-label* (multiple class labels per image) classification. Whilst both problems have the *same learning objective* of inducing a multi-class classifier CNN model through supervised training, their standard objective learning functions are *rather different*.

Specifically, in single-label classification learning, we often adopt the *softmax regression* (SR) learning algorithm. This is based on the per-sample single-label and class-exclusion assumptions (Bridle 1990). For multi-label classification in which a data sample may be tied with multiple class labels, we instead adopt the *logistic regression* (LR) learning algorithm (Bishop 2006). Without the “single-label” and “class-exclusion” prior, LR considers per-sample prediction of all individual class labels *independently*.

It is intuitive that single-label classification is a special case of multi-label classification. Hence, LR should be applicable for single-label classification. Surprisingly, despite that both SR and LR have been extensively studied and exploited for learning single-label and multi-label classification *independently*, their comparison in deep learning of single-label classification has never been investigated systematically in the literature to our knowledge. A few fundamental questions remain unclear: How advantageous is the *de facto standard* choice SR over LR for single-label classification on earth? Is LR possibly competitive with or even superior to SR?

In this work, we investigate the potential and validity of *the Logistic Regression learning algorithm for single-label multi-class classification* in theory and practice. We observe that although SR has an advantage of conducting class discriminative learning via posing a competition mechanism between the ground-truth and other classes per training sample, it may simultaneously distort the underlying data manifold geometry which may in turn hurt the model generalisation capability (Belkin, Niyogi, and Sindhvani 2006). This is because in SR all non-ground-truth classes are identically pushed away from the labelled ground-truth class in a homogeneous fashion with the class-to-class correlation ignored in model learning. On the contrary, LR avoids this limitation due to that each class is modelled independently as a separate binary classification task (Bishop 2006). This allows the intrinsic inter-class geometrical correlation to emerge naturally in a data-mining manner.

In light of the above theoretical merit, we particularly study the efficacy of LR for single-label classification learning. Empirically, we found that the vanilla LR indeed yields less discriminative and generalisable models on image classification tasks in most cases. With in-depth LR loss and gradient analysis, we identify that the *negative class distraction* problem turns out to be the major model learning barrier.

We make three **contributions**: **(1)** We investigate the fundamental characteristics of SR and LR in single-label multi-class classification learning. This is an essential and understudied problem in the literature to our knowledge. **(2)** We identify the negative class distraction problem in LR as the main obstacle for single-label classification learning, and propose two optimisation focus rectified LR learning algorithms in a hard mining principle as effective solvers. **(3)** We conduct extensive evaluations on two single-label multi-class

classification based image recognition tasks, coarse-grained object categorisation and fine-grained zero-shot person instance identification, by using *five* standard benchmarks. The results show that our methods perform on par with or outperform the standard algorithm SR. We further validate the effectiveness of our method in clothing attribute classification with extremely sparse labels per data sample.

Related Work

With the recent surge of interest in neural networks like CNNs, image classification by deep learning has gained massive attention and remarkable success (Krizhevsky, Sutskever, and Hinton 2012; ?; Dong, Gong, and Zhu 2017b; Liu et al. 2016; Lin et al. 2017; Dong, Gong, and Zhu 2017a). We have witnessed significant advances in many aspects including network architecture improvement (He et al. 2016), nonlinear activations (Maas, Hannun, and Ng), layer designs (Lin, Chen, and Yan 2014), regularisation techniques (Srivastava et al. 2014), optimisation algorithms (Kingma and Ba 2015), and data augmentation (Krizhevsky, Sutskever, and Hinton 2012).

Essentially, these existing methods are mostly used and grounded on the well-established learning algorithms such as softmax regression (SR) (Luce 2005; Bridle 1990) and logistic regression (LR) (Little 1974; Mor-Yosef et al. 1990). Impacted by the traditional design principles (Goodfellow, Bengio, and Courville 2016; Krishnapuram et al. 2005), LR is often used to produce the prediction output of multi-label multi-class classification models (Liu et al. 2016; Chua et al. 2009), whilst SR to that of single-label multi-class classification models (Krizhevsky, Sutskever, and Hinton 2012; Russakovsky et al. 2015) in current deep learning practice.

Although taking *different* learning formulations, both SR and LR algorithms aim to train a multi-class neural network classifier which, once trained, is able to predict the top one or multiple class label(s) of new samples at test time. One reason for this design discrepancy is that in SR, the single-label constraint facilitates the learning of a multi-class classifier. Although lacking the single-label class prior, LR has a merit of individually learning per-class distributions and better maintaining the class manifold structures (Bishop 2006). In spite of that, LR is however *rarely* chosen to learn single-label multi-class classification by existing methods, leaving its potential efficacy for image recognition remaining unknown in deep learning. To fill this gap, we systematically study this ignored problem, identify and address a negative class distraction (NCD) problem.

The NCD problem is concerned with imbalance learning with a particular focus on positive and negative classes per training sample. It is therefore related to the conventional class imbalanced learning problem (Japkowicz and Stephen 2002; Weiss 2004; He and Garcia 2009; Dong, Gong, and Zhu 2018; Huang et al. 2016). Whilst sharing some theoretical concept in general, the NCD problem in our context is fundamentally different because it is *independent* of the *training data distribution* which however is the core problem existing class imbalanced learning methods aim to address. Differently, the NCD problem is underpinned in the *target class* space, occurring in the multi-class joint optimisation process

on each training sample. A larger class space leads to a more serious NCD problem. In other words, the NCD problem remains even with *absolutely balanced* (equally sized) training samples per class. Besides, LR bias correction has been extensively studied (King and Zeng 2001; Schaefer 1983; Qiu et al. 2013; Heinze and Schemper 2002) but still focusing on the data imbalance issue, rather than the NCD problem as considered in this work.

Delve Deep into Deep Learning Classification

Supervised deep learning algorithms learn to classify input images into target class labels, given a training set of n image-label pairs $\mathcal{D} = \{(\mathbf{x}_i, y_i)\}_{i=1}^n$ where $y_i \subseteq \mathcal{Y} = \{1, 2, \dots, K\}$ specifies the ground-truth label set of image \mathbf{x}_i with one (single-label) or multiple (multi-label) class(es) associated. There are totally K possible classes. Supervised learning of such multi-class classifiers is generally conducted based on estimating probabilistic class distributions \mathbf{p} of training images with the element $p_k = p(k | \mathbf{x})$, $k \in \mathcal{Y}$.

Probability Distribution Estimation. To make p_k represent valid probability values, one common approach to normalising individual p_k is to apply the logistic (or sigmoid) function (Little 1974; Mor-Yosef et al. 1990) to squash the raw output $\mathbf{z} = \phi(\mathbf{x} | \boldsymbol{\theta})$ into the interval $(0, 1)$ as:

$$p_k = p(k | \mathbf{x}; \boldsymbol{\theta}) = \sigma(\mathbf{z})_k = \frac{1}{1 + e^{-z_k}} \quad (1)$$

$$= \frac{e^{z_k}}{e^{z_k} + 1}, \quad k \in \mathcal{Y} = \{1, 2, \dots, K\}$$

where $\boldsymbol{\theta}$ denotes the model parameters that project an input \mathbf{x} into a logit space \mathbf{z} via a to-be-learned mapping ϕ .

In essence, Eq (1) models a Bernoulli distribution for each individual class (a binary-value random variable) *independently*, i.e. the model learns to predict the positive probability $p(1 | \mathbf{x})$ for each class k . Therefore, it naturally fits the *multi-label* classification scenario: Each image sample can be associated with multiple (an unknown number) class labels in any possible combinatorial ways. Eq (1) is known as Logistic Regression (LR).

Single-label classification is another common scenario in which only one class label is outputted for a single sample. This implicitly assumes a mutual exclusion relationship between all classes. Hence, we can further require the *entire* vector \mathbf{p} as a multi-class probability distribution: $\sum_{k=1}^K p_k = 1$ and $p_k \geq 0$. To that end, the softmax function is often employed (Luce 2005; Peterson and Söderberg 1989; Bridle 1990). Formally, we exponentiate and normalise the logit \mathbf{z} to obtain a valid probability vector \mathbf{p} as:

$$p_k = p(k | \mathbf{x}; \boldsymbol{\theta}) = h(\mathbf{z})_k = \frac{e^{z_k}}{\sum_{j=1}^K e^{z_j}}, \quad (2)$$

with $k \in \mathcal{Y} = \{1, 2, \dots, K\}$

Eq (2) models a categorical distribution of a discrete variable over multi-classes *collectively* and *inter-dependently*. Eq (2) is called Softmax Regression (SR).

Learning Objective Function. To perform supervised classification learning, we usually employ the principle of maximum likelihood that attempts to match the model distribution

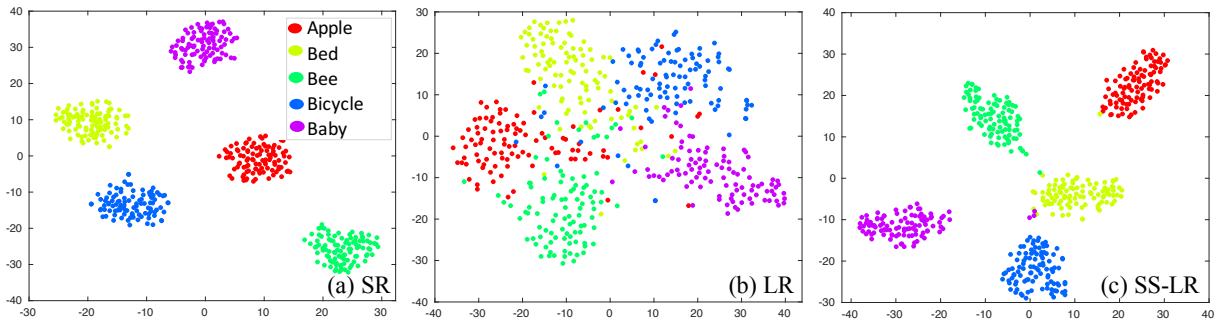


Figure 1: Colour-coded t-SNE feature embedding of 5 CIFAR100 object classes produced by (a) SR, (b) LR, and (c) the proposed SS-LR (Eq (6)) loss functions. It is evident that in the feature embedding space by the vanilla LR, different classes are poorly distinguishable with severe cross-class boundary overlap. In contrast, our SS-LR yields more discriminative feature embedding by addressing the NCD problem involved in model optimisation. Best viewed in colour.

with the data empirical distribution by a cross-entropy measurement (Goodfellow, Bengio, and Courville 2016). The specific learning objective function relies on the regression form of the model’s prediction.

In case of multi-label classification, the objective function for maximum likelihood learning is formulated as:

$$\mathcal{L}_{LR}(\mathbf{x}, y) = - \sum_{k=1}^K \left(q_k \log(p_k) + (1 - q_k) \log(1 - p_k) \right) \quad (3)$$

This objective function aggregates the negative log-likelihood of all class-wise Bernoulli distributions.

In case of single-label classification, we directly use the cross-entropy between the ground-truth class distribution \mathbf{q} of the training datum and the predicted class distribution \mathbf{p} of the model to form the objective function. $\mathbf{q} = \delta_{k,y}$ is Dirac delta which equals to 1 if $k = y$, and 0 otherwise. The learning objective function is written as:

$$\mathcal{L}_{SR}(\mathbf{x}, y) = - \sum_{k=1}^K q_k \log p_k = - \log p_y \quad (4)$$

Remarks. In essence, the key of model learning is to induce the target multi-class feature embedding space. A *generalisable* feature space should be characterised by an accurate inter-class manifold structure. Given a training sample \mathbf{x} , SR enforces a *competition* between the ground-truth and other classes to learn the model discrimination capability: the softmax output always sums to 1, subject to that an increase in the estimation of one class necessarily corresponds to a decrease in the estimation of others. Whilst this competition significantly helps learn discriminative inter-class boundaries, it may distort the underlying inter-class manifold structure therefore potentially hurting the model generalisation capability (Belkin, Niyogi, and Sindhvani 2006), since SR treats all non-ground-truth classes *identically* by pushing them away from the ground-truth class in a homogeneous manner. In contrast, LR learns to induce the inter-class manifold structure from the training data, enabling a natural emergence of the underlying multi-class manifold geometry.

Focus Rectified Logistic Regression

The Negative Class Distraction Problem

Despite the theoretical merit of LR, directly using the vanilla LR often leads to inferior model performance than SR, as shown in Fig 1 (b). Why does this happen? To examine this problem in LR, we track and analyse the training loss and gradient quantities (the blue curves in Fig 2). We observe that at the beginning of model training, the LR loss drops dramatically until near 0 (see Fig 2 (a)). Further decomposing the LR loss into two parts: the positive class loss on the ground truth class (see Fig 2(b)) and negative class loss on all non-ground-truth classes (see Fig 2(c)), we find that at early training iterations, (1) the starting negative class loss is far larger than the starting positive class loss (e.g. 140 vs 0.4); and (2) the positive class loss increases *unexpectedly*, while the negative class loss drops fast. This suggests that at the early training stage, the overall LR loss is dominated by negative classes therefore the positive class is largely ignored. We call this effect as *negative class distraction* (NCD).

The NCD problem is intrinsic to single-label multi-class classification. Specifically, suppose a K -class setting, each training sample \mathbf{x} has only one positive class (the ground-truth label y) but $(K - 1)$ negative classes. With the vanilla LR learning objective (Eq (3)), the positive class obtains insufficient attention, especially when K is large. Therefore, the training is hinted by the severe learning bias towards the negative classes. Such a biased loss composition deceives the model to converge towards some poor local minima with the negative classes well satisfied (Fig 2(c)) whilst the positive class largely ignored (Fig 2(b)). This can be further justified by the nearly zero gradient ratio of positive to negative classes (Fig 2(d)). The NCD problem similarly exists in multi-label classification with sparse labels per sample (Fig 4).

Often, the inherent learning difficulty and velocity of different classes can be distinct, as indicated in the accuracy variety over object classes (Deng et al. 2009). Hence, treating all negative classes per sample identically as Eq (3) may be *not* optimal, and selecting important ones to learn is likely to be more effective. Crucially, this helps mitigate the NCD problem as more learning focus is assigned to the positive class. Inspired by such consideration, we formulate two nega-

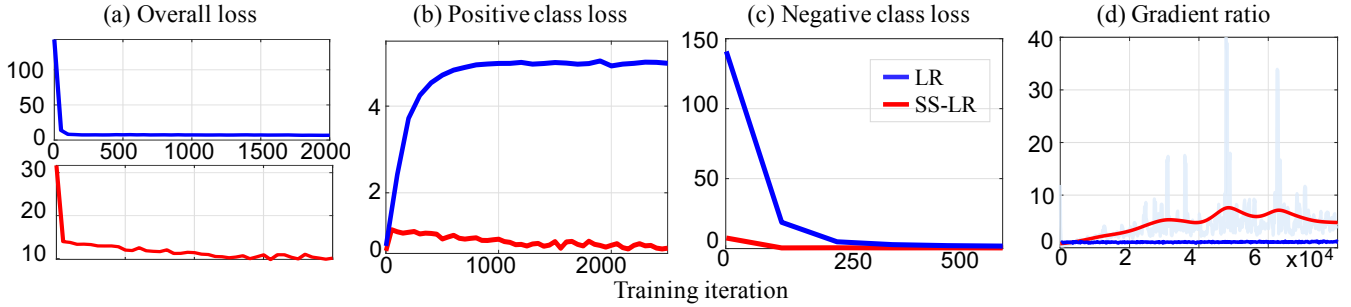


Figure 2: Negative class distraction effect of LR on Tiny ImageNet. (a) Overall training loss values; The loss of (b) the positive class and (c) the negative classes; (d) Gradient ratio of positive to negative classes.

tive class selection mechanisms to rectify the biased learning focus of the vanilla LR in a hard mining principle: A training sample \mathbf{x} is more (less) informative to hard (easy) classes.

Rectification by Negative Class Hard Selection

We confine the learning focus to non-trivial (hard) other than all negative classes. Specifically, we use the predicted probability p_k as the hardness measurement to rank $(K-1)$ negative classes in the descending order. We then choose the top negative classes to formulate the objective loss function as:

$$\mathcal{L}_{\text{LR}}^{\text{HS}}(\mathbf{x}, y) = -\log(p_y) - \alpha \sum_{k \in f_{\text{HS}}(m|\mathbf{p}, y)} (\log(1-p_k)) \quad (5)$$

where the hard selection function $f_{\text{HS}}(m|\mathbf{p}, y)$ returns the top $m\%$ negative classes with highest prediction probabilities. We add a balancing weight α to trade-off positive and negative classes, inspired by the cost-sensitive learning (Akbani, Kwek, and Japkowicz 2004; He and Garcia 2009).

Adjusting $m \in [0, 100]$ allows us to modulate the focus rectification degree: with a training sample, we learn the decision boundaries of $m\%$ most confusing negative classes along with the positive class. We empirically found that $m = 25$ is satisfactory. When $m = 100$, we attend all negative classes with a cost-sensitive trade-off between the positive and all negative classes. The weight α can be intuitively set as inversely proportional to the selected negative class number: $\alpha = \frac{\beta}{\lfloor m\%(K-1) \rfloor} < 1$ where β is a hyper-parameter ($\beta = 10$ in our experiments). We call this *negative class Hard Selection* based LR formulation as **HS-LR**.

Rectification by Negative Class Soft Selection

An alternative to HS-LR is a soft selection of negative classes. Formally, we employ a hardness (probability) adaptive weight $(p_k)^r$ to each negative class as:

$$\mathcal{L}_{\text{LR}}^{\text{SS}}(\mathbf{x}) = -\log(p_y) - \alpha \sum_{k=1, k \neq y}^K \left((p_k)^r \log(1-p_k) \right) \quad (6)$$

where $r \geq 0$ is the attending parameter that controls the rate of attending hard negative classes and disregarding easy negative classes. Note that when $r = 0$, it is equivalent to HS at $m = 100$. Growing r makes the focus modulating effect

like-wisely increase. In our experiments, we found that r is not sensitive in a reasonable range of and $r = 2$ is selected in our main experiments (Fig 7). We set $\alpha = \frac{\beta}{K-1}$ since all negative classes are considered.

Our soft selection mechanism achieves the effect of hard class mining in this manner: If a negative class k is a hard class w.r.t. \mathbf{x} and receives a higher probability p_k , its weight $(p_k)^r$ is larger and hence more attention is assigned. When the value of p_k is small which suggests an easy negative class, the learning attention will be close to 0 and the quantity of class k is significantly down-weighted. We call this *negative class Soft Selection* based LR formulation as **SS-LR**.

The soft selection principle has been used in other methods, e.g. Entropy-SGD (Chaudhari et al. 2016) and focal loss (Lin et al. 2017). Entropy-SGD tackles a different problem of seeking better local minima. The focal loss is more similar to our SS-LR (Eq (6)) but differs in a number of fundamental aspects: (1) Focal loss solves the *global* training data sample imbalance whilst SS-LR deals with the *local* sample-wise negative class distraction, independent of the training data distribution over classes. (2) Focal loss is built on the softmax regression, whilst SS-LR is formulated based on the logistic regression. (3) Focal loss aims to suppress easy training instances in the *sample* space whilst SS-LR handles the per-sample negative classes in the *class* space.




Figure 3: Example images of benchmark datasets evaluated.

Experiments

We evaluated the proposed method on (1) single-label object classification, (2) person instance identification, and (3) multi-label clothing attribute recognition. For each test, we performed 10 independent runs and reported the average result. Note that, outperforming existing best performers by extra complementary techniques is not the focus of our evaluations. Rather, the key is to investigate the model generalisation performance of the same network model learned by the SR and LR objective functions in a fair test setting.

Single-Label Object Image Classification

Datasets. We used three single-label object classification benchmarks. *CIFAR10* and *CIFAR100* (Krizhevsky and Hinton 2009) both have 32×32 sized images from 10 and 100 classes, respectively. We adopted the benchmarking 50,000/10,000 train/test image split on both. *Tiny ImageNet (Tiny200)* (Deng et al. 2009) contains 110,000 64×64 images from 200 classes. We followed the standard 100,000/10,000 train/val setting. These datasets present varying class numbers, thus giving a spectrum of different single-label model test scenarios. Example images of these datasets are given in Fig 3.

Experiment setup. We carried out all the following experiments in TensorFlow (Abadi et al. 2016). We tested three varying-capacity networks: ResNet-32 (32 layers with 0.7 million parameters) (He et al. 2016), WideResNet-28-10 (28 layers with 36.5 million parameters) (Zagoruyko 2016), and DenseNet-201 (20 million parameters) (Huang et al. 2017). We adopted the top-1 classification accuracy in our evaluations. We used the standard SGD with momentum for model training. We set the initial learning rate to 0.1, the momentum to 0.9, the weight decay to 10^{-4} , the batch size to 128/64/128 for CIFAR/Tiny200/ImageNet, the epoch number to 300. We set the parameter m (Eq (5)) in the range of [25, 75] and $r = 2$ (Eq (6)) ($r = 50$ for ImageNet) by a grid search on the validation dataset. Data augmentation includes horizontal flipping and translation. All models compared used the same training/test data for fair comparative evaluations.

Table 1: Evaluation on single-label object image classification. Metric: Top-1 accuracy rate (%).

Base Net	<i>ResNet-32</i> (He et al. 2016)		
Dataset	CIFAR10	CIFAR100	Tiny200
SR	92.5	68.1	50.2
LR	93.0	64.3	45.9
HS-LR	93.0	68.9	50.7
SS-LR	93.0	69.1	56.0
Base Net	<i>WideResNet-28-10</i> (Zagoruyko 2016)		
Dataset	CIFAR10	CIFAR100	Tiny200
SR	95.3	81.0	57.4
LR	95.0	79.0	55.2
HS-LR	95.3	79.0	59.0
SS-LR	96.0	81.2	61.0

Evaluation. Table 1 compares the single-label object categorisation performances between the SR and LR function

variants using the small ResNet-32 and large WideResNet-28-10 architectures. We make these observations: **(1)** When the class number increases, the vanilla LR suffers a more severe NCD problem and yields much weaker performances than SR. For example, on CIFAR10 with 10 classes, LR performs on a par or even slightly better. However, LR is clearly inferior on Tiny ImageNet with 200 classes (On the other hand, this also simultaneously implies a good potential of LR since the results are not far worse). **(2)** The proposed LR variants notably improve the performance and outperform the SR, especially on tasks with more classes. This indicates that once the NCD problem is properly solved (Fig 2), LR can be a stronger formulation for single-label classification learning. This observation is rarely made in the literature where SR dominates the learning of single-label classification models. **(3)** The Soft Selection (SS) strategy consistently yields the best model generalisation, suggesting the advantages of exploiting all negative object classes in a hardness adaptive manner. **(4)** Both small and large nets benefit from the proposed LR algorithms, indicating that our method is generically applicable to different CNN architectures.

Fine-Grained Person Instance Identification

Datasets. We used two popular person instance identification (a.k.a., person re-identification) benchmark datasets in our experiments. The *Market-1501* (Zheng et al. 2015) has 32,668 images of 1,501 different identities (ID) captured from 6 outdoor camera views. We followed the standard 751/750 train/test ID split. The *DukeMTMC* (Ristani et al. 2016) consists of 36,411 images of 1,404 IDs from 8 camera views. We adopted the benchmarking 702/702 ID split as (Zheng, Zheng, and Yang 2017). Unlike normal image classification, person re-identification (re-id) is a more fine-grained recognition problem of matching person instances across non-overlapping camera views. It is more challenging due to the inherent zero-shot learning knowledge transfer from seen classes (IDs) to unseen classes in deployment, i.e. no overlap between training and test classes.

Experiment setup. We tested two nets, with variant capacities, often used in existing re-id methods: ResNet-50 (He et al. 2016) (50 layers with 25.6 million parameters), and MobileNet (Howard et al. 2017) (28 layers with 3.3 million parameters). We adopted two standard performance metrics in the *single query* mode: the Cumulative Matching Characteristic accuracy (Rank-1 rate) and mean Average Precision (mAP). We used the Adam optimiser (Kingma and Ba 2015), and set the initial learning rate to 0.0003, the momentum to 0.9, the weight decay to 10^{-4} , the batch size to 32, and the maximum epoch number to 300. We trained all methods without using complex tricks in order to focus the evaluation on comparing SR and LR algorithms.

Evaluation. Table 2 shows the performance comparisons of SR and LR methods on person re-id. We have the following observations: **(1)** Unlike generic object classification (Table 1), the vanilla LR and SR produce very similar generalisation performances when using ResNet-50. The plausible reason is that, re-id has the less stringent requirement of well fitting the model to training classes since the test classes are entirely new and unseen to model training. **(2)** Both proposed LR

Table 2: Evaluation on person instance identification.

Base Net	<i>ResNet-50</i> (He et al. 2016)			
Dataset	Market-1501		DukeMTMC	
Metric (%)	Rank-1	mAP	Rank-1	mAP
SR	83.3	65.8	73.7	54.9
LR	81.4	65.0	72.2	54.6
HS-LR	87.1	70.7	77.9	60.1
SS-LR	85.8	69.7	76.7	58.2
Base Net	<i>MobileNet</i> (Howard et al. 2017)			
Dataset	Market-1501		DukeMTMC	
Metric (%)	Rank-1	mAP	Rank-1	mAP
SR	71.7	50.0	57.0	35.8
LR	51.5	34.3	43.9	27.5
HS-LR	76.4	54.1	63.7	42.5
SS-LR	74.0	53.7	62.9	41.5

algorithms improve the model performance, suggesting that the NCD problem still matters in cross-class recognition. (3) Hard selection (HS) turns out to be the best strategy, as opposite to object classification (Table 1) where SS is the best performer. This indicates that using every training sample to learn all classes is not necessarily superior, which may negatively affect the modelling capacity of mining fine-grained discriminative information among a large number of training classes (751 on Market-1501, and 702 on DukeMTMC).

To validate the statistical significance of our model’s performance, we conducted a Wilcoxon signed-rank test on the DukeMTMC results using MobileNet. The test verifies that the improvements in accuracy and mAP rates are statistically significant at the 5% significance level.

Clothing Attributes Recognition

Apart from single-label classification, we evaluated our LR methods on the multi-label classification specially with only a few labels per instance, which also suffers a similar NCD problem. The SR is not applicable in this test.

Dataset. We evaluated a large scale multi-label clothing attribute dataset *DeepFashion* (Liu et al. 2016). This dataset has 289,222 images labelled with 1,000 fine-grained clothing attributes with a 209,222/40,000/40,000 train/val/test benchmark setting. Each image is associated with *extremely* sparse labels, 3 out of 1,000 in average. The training set is also highly class imbalanced (733:1), therefore presenting a very challenging multi-label classification task. We adopted the standard multi-label classification setting without using auxiliary types of supervision such as key-points and clothing category as used in (Liu et al. 2016).

Experiment setup. We similarly tested two nets: ResNet-50 (He et al. 2016), and MobileNet (Howard et al. 2017). We adopted two standard performance measurement criteria: mean Average Precision (mAP) and balanced classification accuracy (Dong, Gong, and Zhu 2018; Huang et al. 2016). The latter is particularly designed to remedy the performance evaluation bias towards the majority classes of imbalanced data. For each metric, we evaluated per-image and per-class model performances of top-5 class predictions. We used the

Table 3: Evaluation on multi-label attribute recognition.

Base Net	<i>ResNet-50</i> (He et al. 2016)			
Metric (%)	Accuracy		mAP	
	Per Img	Per Cls	Per Img	Per Cls
LR	64.8	50.1	21.6	2.5
HS-LR	74.3	59.0	31.5	9.3
SS-LR	73.9	58.7	34.4	9.2
Base Net	<i>MobileNet</i> (Howard et al. 2017)			
Metric (%)	Accuracy		mAP	
	Per Img	Per Cls	Per Img	Per Cls
LR	62.4	51.9	23.4	4.7
HS-LR	72.2	57.4	28.1	7.2
SS-LR	72.0	55.8	31.0	6.5

Adam optimiser (Kingma and Ba 2015), with the learning rate of 0.0001 for the first 45 epochs and 0.00001 for the last 5 epochs, the weight decay of 0.00004, the momentum of 0.9, and the batch size of 32.

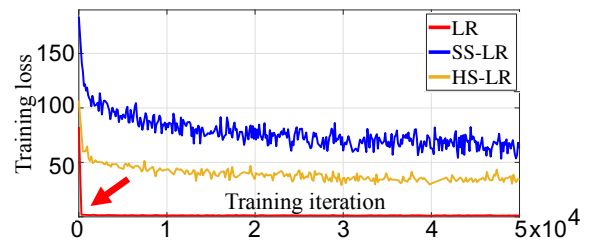


Figure 4: Training loss on DeepFashion.

Evaluation. Table 3 shows the clothing attribute classification performances of different LR variants. It is observed that: (1) Our LR methods are significantly superior to the vanilla algorithm, which is consistent with the results on single-label object classification and person re-id. (2) Hard and soft selection strategies perform similarly across different nets and metrics. These results suggest the generic advantages of our approach in multi-label classification, confirming the existence of NCD. Moreover, our method also notably outperforms the state-of-the-art result (54.5 per-class accuracy) in the same test setting obtained by (Dong, Gong, and Zhu 2018), further validating the efficacy of our approach.

Figure 4 shows the loss converging process during training. Similar to single label object classification (Fig 2), the vanilla LR is clearly hurt by the NCD problem. In contrast, SS-LR and HS-LR achieve a more stable and healthy model learning process by adaptively hard mining negative classes.

Further Analysis and Discussion

Learning Focus Rectification. We employ the gradient ratio of positive to negative classes to explicitly reveal the model learning focus (the higher ratio, the more focus on the positive class and vice versa). By comparing two lines in Fig 2 (d), it is clear that with the vanilla LR, the positive class is highly distracted by negative classes throughout model training. The proposed SS-LR formulation effectively raises

the learning focus of positive classes in training and therefore mitigating the NCD problem.

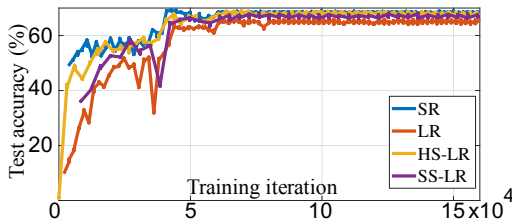


Figure 5: Evaluating the converging rate on CIFAR100.

Convergence Rate. Figure 5 compares the convergence rate of SR and LR on CIFAR100. It is shown that all learning algorithms have very similar convergence speeds, suggesting that our method does not sacrifice the training efficiency whilst yielding favourable performance advantages.

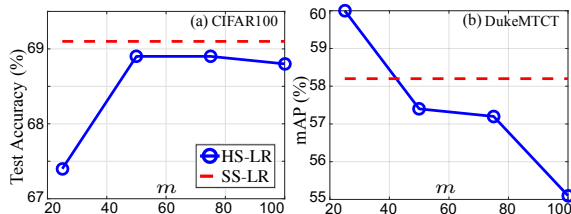


Figure 6: Sensitivity evaluation of m in HS-LR.

Parameter Analysis. We analysed the parameter sensitivity of HS (m in Eq (5)) and SS (r in Eq (6)) designs. Fig 6 shows that a good selection of m is important, and a high value of m is preferred for object classification but hurts the performance of person re-id. This is consistent with the earlier observation that re-id needs to mine fine-grained discriminative information by concentrating the learning attention more on the most confusing negative classes. As shown in Fig 7, r is not sensitive to the model performance ($r=2$ in the main experiments), rendering SS a favourable choice over HS in terms of parameter selection.

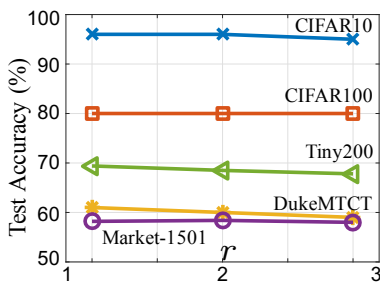


Figure 7: Sensitivity evaluation of γ in SS-LR.

Hard Mining for SR. How is the performance of the proposed focus rectified hard mining on SR? We additionally applied the same HS formulation (Eq (5)) to SR, and tested two cases: (1) With MobileNet on DukeMTMC, we obtained 54.9%/34.9% Rank-1/mAP vs 57.0%/35.8% by the standard

SR. (2) With WRN-28-10 on CIFAR100, no performance change, both at 80.0%. This suggests SR does not suffer from the same NCD problem as LR.

Conclusion

In this work, we have extensively investigated the validity and advantages of the logistic regression (LR) learning algorithms for training single-label multi-class neural network classifiers, a standard technique conventionally employed for multi-label classification model learning. This is motivated by our in-depth analyses of softmax regression (SR) and LR in learning properties and their correlation. We identified the negative class distraction problem and proposed two rectification solutions using a hard mining idea. Extensive experiments on both coarse-grained object classification and fine-grained person re-identification and spare attribute recognition tasks show the performance effectiveness of the proposed LR algorithms over the standard choice SR.

Acknowledgements

This work was partly supported by the China Scholarship Council, Vision Semantics Limited, the Royal Society Newton Advanced Fellowship Programme (NA150459), and Innovate UK Industrial Challenge Project on Developing and Commercialising Intelligent Video Analytics Solutions for Public Safety (98111-571149).

References

- [Abadi et al. 2016] Abadi, M.; Barham, P.; Chen, J.; Chen, Z.; Davis, A.; Dean, J.; Devin, M.; Ghemawat, S.; Irving, G.; Isard, M.; et al. 2016. Tensorflow: A system for large-scale machine learning. In *OSDI*.
- [Akbani, Kwok, and Japkowicz 2004] Akbani, R.; Kwok, S.; and Japkowicz, N. 2004. Applying support vector machines to imbalanced datasets. In *ECML*.
- [Belkin, Niyogi, and Sindhvani 2006] Belkin, M.; Niyogi, P.; and Sindhvani, V. 2006. Manifold regularization: A geometric framework for learning from labeled and unlabeled examples. *JMLR* 7(Nov):2399–2434.
- [Bishop 2006] Bishop, C. M. 2006. Pattern recognition and machine learning (information science and statistics).
- [Bridle 1990] Bridle, J. S. 1990. Probabilistic interpretation of feedforward classification network outputs, with relationships to statistical pattern recognition. In *Neurocomputing*.
- [Chaudhari et al. 2016] Chaudhari, P.; Choromanska, A.; Soatto, S.; LeCun, Y.; Baldassi, C.; Borgs, C.; Chayes, J.; Sagun, L.; and Zecchina, R. 2016. Entropy-sgd: Biasing gradient descent into wide valleys. In *ICLR*.
- [Chua et al. 2009] Chua, T.-S.; Tang, J.; Hong, R.; Li, H.; Luo, Z.; and Zheng, Y. 2009. Nus-wide: a real-world web image database from national university of singapore. In *CIVR*.
- [Deng et al. 2009] Deng, J.; Dong, W.; Socher, R.; Li, L.-J.; Li, K.; and Fei-Fei, L. 2009. Imagenet: A large-scale hierarchical image database. In *CVPR*.
- [Dong, Gong, and Zhu 2017a] Dong, Q.; Gong, S.; and Zhu, X. 2017a. Class rectification hard mining for imbalanced

- deep learning. In *Proceedings of the IEEE International Conference on Computer Vision*.
- [Dong, Gong, and Zhu 2017b] Dong, Q.; Gong, S.; and Zhu, X. 2017b. Multi-task curriculum transfer deep learning of clothing attributes. In *2017 IEEE Winter Conference on Applications of Computer Vision (WACV)*.
- [Dong, Gong, and Zhu 2018] Dong, Q.; Gong, S.; and Zhu, X. 2018. Imbalanced deep learning by minority class incremental rectification. *IEEE transactions on pattern analysis and machine intelligence*.
- [Goodfellow, Bengio, and Courville 2016] Goodfellow, I.; Bengio, Y.; and Courville, A. 2016. *Deep learning*. MIT press Cambridge.
- [He and Garcia 2009] He, H., and Garcia, E. A. 2009. Learning from imbalanced data. *TKDE*.
- [He et al. 2016] He, K.; Zhang, X.; Ren, S.; and Sun, J. 2016. Deep residual learning for image recognition. In *CVPR*.
- [Heinze and Schemper 2002] Heinze, G., and Schemper, M. 2002. A solution to the problem of separation in logistic regression. *Statistics in medicine*.
- [Howard et al. 2017] Howard, A. G.; Zhu, M.; Chen, B.; Kalenichenko, D.; Wang, W.; Weyand, T.; Andreetto, M.; and Adam, H. 2017. Mobilenets: Efficient convolutional neural networks for mobile vision applications. *arXiv preprint arXiv:1704.04861*.
- [Huang et al. 2016] Huang, C.; Li, Y.; Change Loy, C.; and Tang, X. 2016. Learning deep representation for imbalanced classification. In *CVPR*.
- [Huang et al. 2017] Huang, G.; Liu, Z.; Van Der Maaten, L.; and Weinberger, K. Q. 2017. Densely connected convolutional networks. In *CVPR*.
- [Japkowicz and Stephen 2002] Japkowicz, N., and Stephen, S. 2002. The class imbalance problem: A systematic study. *IDA*.
- [King and Zeng 2001] King, G., and Zeng, L. 2001. Logistic regression in rare events data. *Political analysis*.
- [Kingma and Ba 2015] Kingma, D., and Ba, J. 2015. Adam: A method for stochastic optimization. In *ICLR*.
- [Krishnapuram et al. 2005] Krishnapuram, B.; Carin, L.; Figueiredo, M. A.; and Hartemink, A. J. 2005. Sparse multinomial logistic regression: Fast algorithms and generalization bounds. *TPAMI*.
- [Krizhevsky and Hinton 2009] Krizhevsky, A., and Hinton, G. 2009. Learning multiple layers of features from tiny images. *Technical report, University of Toronto*.
- [Krizhevsky, Sutskever, and Hinton 2012] Krizhevsky, A.; Sutskever, I.; and Hinton, G. E. 2012. Imagenet classification with deep convolutional neural networks. In *NIPS*.
- [LeCun et al. 1989] LeCun, Y.; Boser, B.; Denker, J. S.; Henderson, D.; Howard, R. E.; Hubbard, W.; and Jackel, L. D. 1989. Backpropagation applied to handwritten zip code recognition. *NC*.
- [Lin et al. 2017] Lin, T.-Y.; Goyal, P.; Girshick, R.; He, K.; and Doll. 2017. Focal loss for dense object detection. In *ICCV*.
- [Lin, Chen, and Yan 2014] Lin, M.; Chen, Q.; and Yan, S. 2014. Network in network. In *ICLR*.
- [Little 1974] Little, W. A. 1974. The existence of persistent states in the brain. In *From High-Temperature Superconductivity to Microminiature Refrigeration*.
- [Liu et al. 2016] Liu, Z.; Luo, P.; Qiu, S.; Wang, X.; and Tang, X. 2016. Deepfashion: Powering robust clothes recognition and retrieval with rich annotations. In *CVPR*.
- [Luce 2005] Luce, R. D. 2005. *Individual choice behavior: A theoretical analysis*.
- [Maas, Hannun, and Ng] Maas, A. L.; Hannun, A. Y.; and Ng, A. Y. Rectifier nonlinearities improve neural network acoustic models. In *ICML*.
- [Mor-Yosef et al. 1990] Mor-Yosef, S.; Samueloff, A.; Modan, B.; Navot, D.; and Schenker, J. G. 1990. Ranking the risk factors for cesarean: logistic regression analysis of a nationwide study. *Obstetrics and gynecology*.
- [Peterson and Söderberg 1989] Peterson, C., and Söderberg, B. 1989. A new method for mapping optimization problems onto neural networks. *IJNS*.
- [Qiu et al. 2013] Qiu, Z.; Li, H.; Su, H.; Ou, G.; and Wang, T. 2013. Logistic regression bias correction for large scale data with rare events. In *ICADMA*.
- [Ristani et al. 2016] Ristani, E.; Solera, F.; Zou, R.; Cucchiara, R.; and Tomasi, C. 2016. Performance measures and a data set for multi-target, multi-camera tracking. In *ECCV workshop on Benchmarking Multi-Target Tracking*.
- [Russakovsky et al. 2015] Russakovsky, O.; Deng, J.; Su, H.; Krause, J.; Satheesh, S.; Ma, S.; Huang, Z.; Karpathy, A.; Khosla, A.; Bernstein, M.; et al. 2015. Imagenet large scale visual recognition challenge. *IJCV*.
- [Schaefer 1983] Schaefer, R. L. 1983. Bias correction in maximum likelihood logistic regression. *Statistics in Medicine*.
- [Srivastava et al. 2014] Srivastava, N.; Hinton, G. E.; Krizhevsky, A.; Sutskever, I.; and Salakhutdinov, R. 2014. Dropout: a simple way to prevent neural networks from overfitting. *JMLR*.
- [Weiss 2004] Weiss, G. M. 2004. Mining with rarity: a unifying framework. *ACM SIGKDD Explorations Newsletter*.
- [Zagoruyko 2016] Zagoruyko, S. e. a. 2016. Wide residual networks. *arXiv preprint arXiv:1605.07146*.
- [Zheng et al. 2015] Zheng, L.; Shen, L.; Tian, L.; Wang, S.; Wang, J.; and Tian, Q. 2015. Scalable person re-identification: A benchmark. In *ICCV*.
- [Zheng, Zheng, and Yang 2017] Zheng, Z.; Zheng, L.; and Yang, Y. 2017. Unlabeled samples generated by gan improve the person re-identification baseline in vitro. In *ICCV*.