

Complete Subset Averaging with Many Instruments *

Seojeong Lee[†]

University of New South Wales

Youngki Shin[‡]

McMaster University

July 21, 2022

Abstract

We propose a two-stage least squares (2SLS) estimator whose first stage is the equal-weight average over a complete subset with k instruments among K available, which we call the *complete subset averaging (CSA) 2SLS*. The approximate mean squared error (MSE) is derived as a function of the subset size k by the Nagar (1959) expansion. The CSA-2SLS estimator is obtained by choosing k minimizing the sample counterpart of the approximate MSE. We show that this method achieves asymptotic optimality among the class of estimators with different subset sizes. A feature of equal-weight averaging is that all the instruments are used. To deal with averaging over irrelevant instruments, we generalize the approximate MSE under the presence of a possibly growing set of irrelevant instruments, which suggests choosing a smaller k than otherwise. An extensive simulation experiment shows potentially huge improvements in the bias and the MSE by using the CSA-2SLS when instruments are correlated with each other and there exists large endogeneity. As an empirical illustration, we estimate the logistic demand function in Berry, Levinsohn, and Pakes (1995) and find the estimated coefficient value is better supported by economic theory than other IV estimators.

Keywords: two-stage least squares, many instruments, endogeneity, model averaging, equal-weight.
JEL Classification: C13, C14, C26.

*We would like to thank Graham Elliott, Ryo Okui, Marine Carrasco, and the seminar participants at Seoul National University, University of Melbourne, ISNPS 2018, CESG 2018, MEG 2018, BK21plus International Conference on Econometrics for helpful comments. Shin gratefully acknowledges financial support received from the Social Sciences and Humanities Research Council of Canada and from Australia Research Council. This work was made possible by the facilities of the Shared Hierarchical Academic Research Computing Network and Compute/Calcul Canada.

[†]Address: Level 4 Business School building, UNSW Sydney, NSW 2052, Australia. E-mail: jay.lee@unsw.edu.au

[‡]Address: 1280 Main St. W., Hamilton, ON L8S 4L8, Canada. Email: shiny11@mcmaster.ca

1 Introduction

Instrumental variables (IV) estimators are commonly used to estimate the parameters associated with endogenous variables in economic models. The two-stage least squares (2SLS) is the most popular IV estimator for linear regression models with endogenous regressors. While the 2SLS estimator is usually applied to just-identified models where the number of instruments is the same as the number of endogenous variables, there are many applications where more instruments are used than the number of endogenous variables (over-identified). In particular, when the instrument set is a large set of dummy variables or is constructed by interacting the original instruments with exogenous variables, the total number of instruments can be quite large. For example, Angrist and Krueger (1991) use as many as 180 instruments for one endogenous variable to get a tighter confidence interval for the structural parameter than using a smaller set of instruments.

Although using a large set of instruments can improve efficiency, there is a trade-off in terms of increased bias in the point estimate (Bekker, 1994). Motivated by the trade-off relationship, Donald and Newey (2001) propose to select the number of instruments by minimizing the approximate mean squared error (MSE) of IV estimators. Kuersteiner and Okui (2010) propose an IV estimator that applies the model averaging approach of Hansen (2007) in the first stage and show that the selected weights attain optimality in the sense of Li (1987). Okui (2011) proposes to average the first stage using shrinkage to obtain the shrinkage IV estimators. When the number of instruments can be much larger than the sample size, Belloni, Chen, Chernozhukov, and Hansen (2012) propose to select instruments using Lasso in the first stage under approximate sparsity and Carrasco (2012) proposes a regularized IV estimator using all the instruments.

In this paper we propose a 2SLS estimator whose first stage is the equal-weight average over a complete subset with k instruments among the total of K instruments. We call this estimator the *complete subset averaging (CSA) 2SLS* estimator. Our approach differs from the important existing work in the many instruments literature: Unlike Donald and Newey (2001), the CSA-2SLS is based on model averaging in the first-stage rather than model selection and does not require ordering of the instruments; Unlike Kuersteiner and Okui (2010), it does not require weight estimation; Unlike Okui (2011), it does not require to specify the main set of instruments a priori.

The main theoretical contribution of this paper is three-fold. First, we derive the approximate MSE for our CSA-2SLS estimator by the Nagar (1959) expansion. It is technically challenging due to the fact that the average of non-nested projection matrices is not idempotent. In contrast, the existing literature usually assumes nested models. The derived formula shows the bias-variance trade-off and some interesting features which will be discussed in detail in the following sections. Second, we generalize the approximate MSE formula when irrelevant instruments exist whose number grows as the sample size increases. The generalized formula shows a penalty term for the subset size k which increases with the proportion of irrelevant instruments. This suggests that the choice of a smaller k than otherwise would be desirable in the presence of irrelevant instruments. Third, we prove that the CSA-2SLS estimator with the subset size minimizing the sample approximate MSE is asymptotically optimal in the sense that it attains the lowest possible MSE among the class

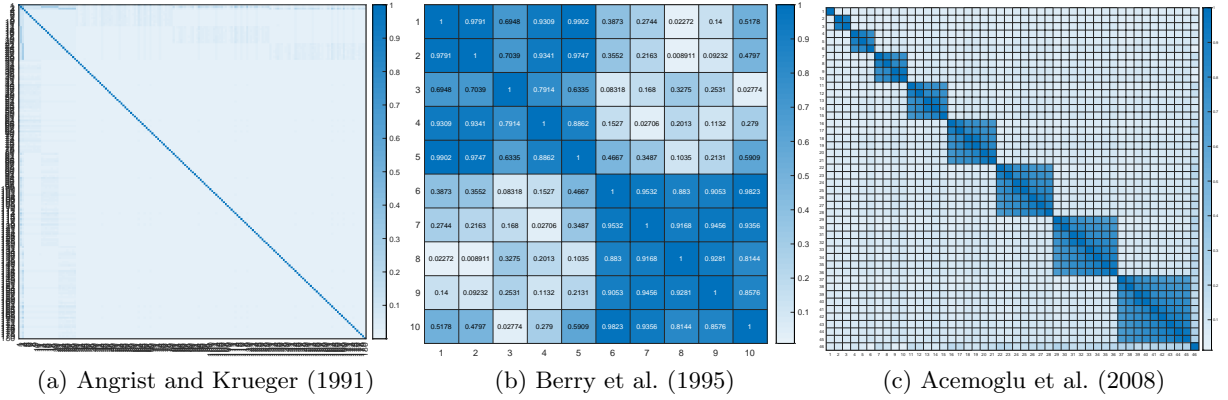


Figure 1: Instruments Correlation Heatmap. Darker blue for larger absolute correlation

of the CSA-2SLS estimators with different subset sizes. Our optimality proof is based on Li (1987) and Whittle (1960).

Our approach is motivated by the following observations. First, a set of instruments in economic applications can be correlated with each other, often by construction. The model selection approach by Donald and Newey (2001) would work well if the instruments are uncorrelated with each other and only a fraction of instruments matters (provided that the ordering is correct). If this is not the case, the model averaging approach in the first-stage is more appropriate. Figure 1 shows the correlation structure of instruments in three important studies: 180 instruments (interactions of dummy variables) in Angrist and Krueger (1991), 10 instruments (average characteristics of similar products) in Berry, Levinsohn, and Pakes (1995), and 46 instruments (lagged dependent variables) in Acemoglu, Johnson, Robinson, and Yared (2008). The instruments of Angrist and Krueger (1991) do not exhibit high correlation and may be suitable for instrument selection (Donald and Newey (2001)). However, other examples show nonzero correlations across instruments where instrument averaging may work well.

Our second motivation is that, in the model averaging, estimating weights can cause finite sample efficiency loss, especially when the dimension of the weight vector is large. In the forecasting literature it is not surprising to see equal-weight averaging can outperform other sophisticated optimal weighting schemes, e.g., see Clemen (1989), Stock and Watson (2004), and Smith and Wallis (2009). Bootstrap aggregating (known as bagging; Breiman (1996)) is another example of equal-weight model averaging and is a popular method in the machine learning literature.

It is worth emphasizing the important work by Elliott, Gargano, and Timmermann (2013, 2015) who propose the equal-weight complete subset regressions in the forecasting context. They demonstrate excellent performance of the complete subset regression relative to competing methods such as ridge regression, the Lasso, the Elastic Net, bagging, and the Bayesian model averaging. We build on their idea of the complete subset regression to provide a formal theoretical justification of the CSA-2SLS estimator with extensive Monte Carlo simulations. Indeed, we find that the CSA-2SLS exhibits potentially huge gains in terms of the bias and the MSE relative to the existing

methods especially when the instruments are correlated and there exists large endogeneity.

There are two limitations to be noted. First, conditionally homoskedastic errors are assumed in the derivation of the approximate MSE, similarly in Donald and Newey (2001), Kuersteiner and Okui (2010), Hansen (2007), Okui (2011), and Carrasco (2012). This is required to obtain the explicit order of the higher-order terms in the expansion of the MSE, which allows one-to-one comparison with the existing literature. Donald, Imbens, and Newey (2009) derive the approximate MSE under heteroskedasticity for the efficient generalized method of moment (GMM) and the generalized empirical likelihood (GEL) estimators at the expense of more complicated expressions. Also note that the 2SLS is no longer efficient under heteroskedasticity.

Second, we focus on the 2SLS estimator because of its utmost popularity among applied researchers. On the other hand, the limited information maximum likelihood (LIML) estimator has gained considerable attention recently mainly due to its theoretical advantage over the 2SLS having a smaller bias under the many instruments asymptotics (Donald and Newey (2001)). Our simulation result shows that the CSA-2SLS estimator exhibits a very small bias across different specifications of the data-generating processes. Thus, although our analysis can be extended to the k -class estimators, including the LIML and the bias-corrected 2SLS, we expect that improvements would be smaller compared to the 2SLS. To maintain our focus on the new averaging method, we defer these extensions to future research.

Finally, we summarize related literature. The model averaging approach becomes prevalent in the econometrics literature. Hansen (2007) shows that the weight choice based on the Mallows criterion achieves optimality. Hansen and Racine (2012) propose the jackknife model averaging which allows heteroskedasticity. Ando and Li (2014) present a model averaging for high-dimensional regression. Ando and Li (2017) and Zhang, Yu, Zou, and Liang (2016) consider the class of generalized linear models to show the optimality under the Kullback-Leibler loss function. Zhang and Yu (2018) propose a model averaging in the spatial autoregressive models. Kitagawa and Muris (2016) propose the propensity score model averaging estimator for the average treatment effects for treated. Lee and Zhou (2015) propose a model averaging approach over complete subsets in the second stage IV regression.

Our approach is different from the many weak instruments asymptotics in Chao and Swanson (2005), Stock and Yogo (2005), Han and Phillips (2006), Andrews and Stock (2007), and Hansen, Hausman, and Newey (2008), where the first-stage coefficients are modeled to converge to zero as the sample size grows. Alternative estimators under heteroskedasticity and many instruments are proposed by Hausman, Lewis, Menzel, and Newey (2011) and Hausman, Newey, Woutersen, Chao, and Swanson (2012). Kuersteiner (2012) extends the instrument selection criteria of Donald and Newey (2001) to the time series setting and proposes a GMM estimator using lags as instruments. Kang (2018) derives the approximate MSE of IV estimators with locally invalid instruments. Antoine and Lavergne (2014) and Escanciano (2017) propose estimators free from choice variables by adopting the continuum of unconditional moment condition in the first stage.

The remainder of the paper is organized as follows. Section 2 describes the model and proposes

the CSA-2SLS estimator. Section 3 derives the approximate MSE formula of the estimator and investigates its properties. We also show the asymptotic optimality result as well as the implementation procedure. Section 4 extends the result by allowing the number of irrelevant instruments increases. Section 5 studies the finite sample properties via Monte Carlo simulations. Section 6 provides an empirical illustration. The online appendices contain the proofs and additional simulation results.

2 Model and Estimator

We follow the setup of Donald and Newey (2001) and Kuersteiner and Okui (2010). The model is

$$y_i = Y_i' \beta_y + x_{1i}' \beta_x + \varepsilon_i = X_i' \beta + \varepsilon_i, \quad (1)$$

$$X_i = \begin{pmatrix} Y_i \\ x_{1i} \end{pmatrix} = f(z_i) + u_i = \begin{pmatrix} E[Y_i|z_i] \\ x_{1i} \end{pmatrix} + \begin{pmatrix} \eta_i \\ 0 \end{pmatrix}, \quad i = 1, \dots, N, \quad (2)$$

where y_i is a scalar outcome variable, Y_i is a $d_1 \times 1$ vector of endogenous variables, x_{1i} is a $d_2 \times 1$ vector of included exogenous variables, z_i is a vector of exogenous variables (including x_{1i}), ε_i and u_i are unobserved random variables with finite second moments which do not depend on z_i , and $f(\cdot)$ is an unknown function of z . Let $f_i = f(z_i)$ and $d = d_1 + d_2$. The second equation represents a nonparametric reduced form relationship between Y_i and the exogenous variables z_i , with $E[\eta_i|z_i] = 0$ by construction. Define the $N \times 1$ vectors $y = (y_1, \dots, y_N)'$, $\varepsilon = (\varepsilon_1, \dots, \varepsilon_N)'$, and the $N \times d$ matrices $X = (X_1, \dots, X_N)'$, $f = (f_1, \dots, f_N)'$, and $u = (u_1, \dots, u_N)'$.

The set of instruments has the form $Z_{K,i} \equiv (\psi_1(z_i), \dots, \psi_K(z_i), x_{1i})'$, where ψ_k 's are functions of z_i such that $Z_{K,i}$ is a $(K(N) + d_2) \times 1$ vector of instruments. The total number of instruments $K(N)$ increases as $N \rightarrow \infty$ but we suppress the dependency on N and write K unless we need to express the dependence of K on N explicitly. Define its matrix version as $Z_K = (Z_{K,1}, \dots, Z_{K,N})'$. To define the complete subset averaging estimator, consider a subset of k excluded instruments. To avoid confusion, we will use “instruments” to refer to excluded instruments throughout the paper. The number of subsets with k instruments is

$$\binom{K}{k} = \frac{K!}{k!(K-k)!}.$$

A complete subset with size k is the collection of all these subsets. Let $M(K, k) = \binom{K}{k}$, which is the number of models given K and k . For brevity, the dependence of M on K and k will be suppressed unless it is necessary. For any model m with k instruments, let $Z_{m,i}^k$ be an $(k + d_2) \times 1$ vector of subset instruments including x_{1i} where $d_1 \leq k \leq K$ and $Z_m^k = (Z_{m,1}^k, \dots, Z_{m,N}^k)'$ be an $N \times (k + d_2)$ matrix for $m = 1, \dots, M$. For each m , the first stage equation can be rewritten as

$$X_i = \Pi_m^{k'} Z_{m,i}^k + u_{m,i}^k, \quad i = 1, \dots, N, \quad (3)$$

or equivalently,

$$X = Z_m^k \Pi_m^k + u_m^k, \quad (4)$$

where Π_m^k is the $(k + d_2) \times d$ dimensional projection coefficient matrix for model m with k instruments, $u_{m,i}^k$ is the projection error, and $u_m^k = (u_{m,1}^k, \dots, u_{m,N}^k)'$. The projection coefficient matrix is estimated by

$$\hat{\Pi}_m^k = (Z_m^{k'} Z_m^k)^{-1} Z_m^{k'} X, \quad (5)$$

and the average fitted value of X over complete subset k becomes

$$\hat{X} = \frac{1}{M} \sum_{m=1}^M Z_m^k \hat{\Pi}_m^k = \frac{1}{M} \sum_{m=1}^M Z_m^k (Z_m^{k'} Z_m^k)^{-1} Z_m^{k'} X \equiv \frac{1}{M} \sum_{m=1}^M P_m^k X \equiv P^k X, \quad (6)$$

where $P_m^k = Z_m^k (Z_m^{k'} Z_m^k)^{-1} Z_m^{k'}$ and $P^k = \frac{1}{M} \sum_{m=1}^M P_m^k$. The complete subset averaging (CSA) 2SLS estimator with a given k is now defined as

$$\hat{\beta} = (\hat{X}' X)^{-1} \hat{X}' y = (X' P^k X)^{-1} X' P^k y. \quad (7)$$

The matrix P^k is the average of projection matrices. We call this matrix as the complete subset averaging P (CSA- P) matrix. Note that the CSA- P matrix is symmetric but not idempotent in general.

Therefore, we can estimate the model by the CSA-2SLS estimator for a given k . We will deliberate on the choice of k in the next section and close this section by characterizing the CSA-2SLS estimator and the CSA- P matrix in a broader context.

The CSA-2SLS estimator can be interpreted as the minimizer of the average of 2SLS criterion functions. For each subset of instruments $Z_{m,i}^k$, the corresponding moment condition is

$$E[Z_{m,i}^k \varepsilon_i] = E[Z_{m,i}^k (y_i - X_i' \beta)] = 0. \quad (8)$$

The standard 2SLS estimator given the moment condition (8) minimizes

$$(y - X\beta)' Z_m^k \left(Z_m^{k'} Z_m^k \right)^{-1} Z_m^{k'} (y - X\beta). \quad (9)$$

This equation is the GMM criterion with the weight matrix $(Z_m^{k'} Z_m^k)^{-1}$. Conventional model average estimators are based on a weighted average of $\hat{\beta}_m^k$, the minimizer of (9), over different models. For this type of model averaging estimators, see Hansen (2007) for the OLS estimator and see Lee and Zhou (2015) for the 2SLS estimator.

In contrast, the CSA-2SLS estimator minimizes the average of (9) over different models directly:

$$\hat{\beta} = \arg \min_{\beta} \sum_{m=1}^M \left((y - X\beta)' Z_m^k \left(Z_m^{k'} Z_m^k \right)^{-1} Z_m^{k'} (y - X\beta) \right). \quad (10)$$

The optimal model averaging 2SLS estimator of Kuersteiner and Okui (2010) can be interpreted similarly as the minimizer of the average of 2SLS criterion functions with data-dependent weights.

There are special cases when the CSA-2SLS estimator coincides exactly with the 2SLS estimator using all the instruments. The two estimators are the same if (i) $k = K$ and (ii) the instruments are mutually orthogonal. We elaborate on the second case as it is not trivial. Note that the projection matrix of the orthogonal instruments is equal to the sum of the projection matrices of each of the instruments. Thus, the projection matrix of the 2SLS estimator, P_{all} , becomes

$$P_{all} = \tilde{P}_1^1 + \tilde{P}_2^1 + \cdots + \tilde{P}_K^1,$$

where \tilde{P}_j^1 for $j = 1, \dots, K$ is the projection matrix based on the orthogonal instrument j with the subset size 1. Now consider the CSA- P matrix with subset size k constructed from the orthogonal instruments:

$$P^k \equiv \frac{1}{M(K, k)} \left(P_1^k + \cdots + P_M^k \right) = \frac{\binom{K-1}{k-1}}{M(K, k)} \left(\tilde{P}_1^1 + \cdots + \tilde{P}_K^1 \right) = \frac{k}{K} P_{all}.$$

Since the k/K 's in the numerator and the denominator are cancelled out in Equation (7), the CSA-2SLS estimator becomes identical to the 2SLS estimator for any k .

The identity result does not hold in general when instruments are correlated, although the correlated instruments can be always orthogonalized without affecting the column space they span. We illustrate this point by a simple example with $K = 2$ and $k = 1$. Let (Z_1, Z_2) be the vector of instruments and $(\tilde{Z}_1, \tilde{Z}_2)$ be the corresponding vector of orthogonalized instruments. Then,

$$P^1 = \frac{1}{2} (P_1^1 + P_2^1) \neq \frac{1}{2} (\tilde{P}_1^1 + \tilde{P}_2^1) \equiv \frac{1}{2} \tilde{P}^2 = \frac{1}{2} P^2,$$

where \tilde{P} denotes a generic projection matrix of the orthogonalized instruments. Therefore, the CSA-2SLS estimator using P^1 does not give the same estimate as that using $\frac{1}{2} P^2$, the 2SLS estimator.

3 Subset Size Choice and Optimality

In this section we derive the approximate MSE of the CSA-2SLS estimator by the Nagar (1959) expansion collecting the leading terms that depend on k . This high-order expansion shows that bias-variance trade-off and help improve the finite sample performance of the estimator (e.g. Donald and Newey (2001), Kuersteiner and Okui (2010), and Carrasco (2012)). The subset size k is chosen to minimize the sample counterpart of the approximate MSE whose formula is provided. Finally we prove the optimality of the chosen subset size in the sense of Li (1987).

3.1 Approximate MSE

In our analysis, the CSA- P matrix P^k plays an important role. Since P^k is not idempotent unless $k = K(N)$, we cannot directly apply the existing technique in Donald and Newey (2001) or Kuersteiner and Okui (2010) to our analysis. We first list regularity conditions. Let $\|A\| = \sqrt{\text{tr}(A'A)}$ denote the Frobenius norm for a matrix A .

Assumption 1.

- (i) $\{y_i, X_i, z_i\}$ are i.i.d. with finite fourth moment and $E[\varepsilon_i^2] = \sigma_\varepsilon^2 > 0$.
- (ii) $E[\varepsilon_i|z_i] = 0$ and $E[u_i|z_i] = 0$.
- (iii) Let u_{ia} be the a th element of u_i . Then $E[\varepsilon_i^r u_{ia}^s|z_i]$ are constant and bounded for all a and all $r, s \geq 0$ and $r + s \leq 4$.
- (iv) f_i is bounded.
- (v) $\bar{H} = E f_i f_i'$ exists and is nonsingular.
- (vi) For each $k \geq d$ and all $m = 1, \dots, M$, $Z_m^{k'} Z_m^k$ is nonsingular with probability approaching one.
- (vii) Let P_{ii}^k denote the i th diagonal element of P^k . Then $\max_{i \leq N} P_{ii}^k \xrightarrow{P} 0$ as $N \rightarrow \infty$.

Assumption 2. For each k there exists Π_m^k such that

$$\frac{1}{M} \sum_{m=1}^M E \|f(z_i) - \Pi_m^{k'} Z_{m,i}^k\|^2 \rightarrow 0$$

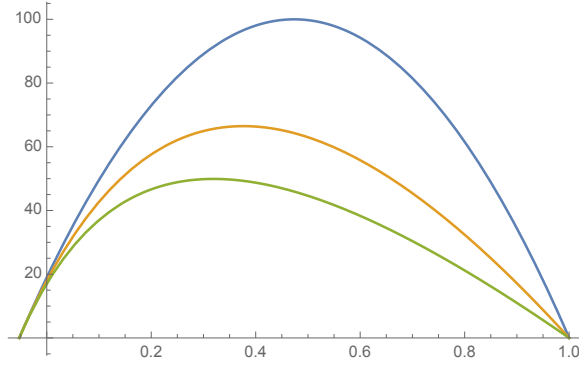
as $k, K \rightarrow \infty$.

Assumption 1 collects standard moment and identification conditions similar to those of Donald and Newey (2001) and Kuersteiner and Okui (2010).

Assumption 2 requires that there be a sequence of complete subsets approximating the unknown reduced form $f(z_i)$ arbitrarily well for large enough k . It helps understand the condition better to compare it with Assumption 2(ii) of Donald and Newey (2001). Recall that both k and K are increasing sequences of N and that $k(N) \leq K(N) < N$. If we set $k(N) = K(N)$, then $M = 1$ and the condition coincides with Assumption 2(ii) of Donald and Newey (2001). It is more interesting if it holds with $k < K$. For example, consider that $f(z_i) = z_i' \pi_0 + o_p(1)$ and all elements of z_i are the linear transformation of z_{1i} . Then, Assumption 2 holds with $k = 1$ and $M = K$. Although this example is an extreme case, it gives an intuition that CSA-2SLS would work better when the instruments are highly correlated to each other. This idea is confirmed by the simulation studies in Section 5 and is also illustrated by the following example.¹

¹We emphasize that the rationale for choosing smaller k than the number of available instruments is to balance between the bias and the variance in the approximate MSE in a finite sample. When N is large enough, $k(N)$ becomes the total number of instruments, $K(N)$, under $k(N)^2/N \rightarrow 0$. The same logic applies to Donald and Newey (2001) in choosing the number of instruments.

Figure 2: First-Stage Approximation Error when $K^* = 20$ and $\gamma = 1$ with $k = 1$ (blue), $k = 2$ (orange), and $k = 3$ (green) in Example 1



Example 1 We provide a special example to further discuss Assumption 2. Assume that $f(Z) = \gamma \sum_{j=1}^{K^*} Z_j$ for $\gamma \neq 0$, $K^* > 1$, and $\dim(f) = 1$, where Z_j 's have mean zero, the unit variance, and the constant correlation ρ . Also assume that only $K \leq K^*$ instruments are available to the econometrician. The minimized approximation error of the CSA with k instruments is

$$\min_{\Pi_m^k} \frac{1}{M} \sum_{m=1}^M E \|f(z_i) - \Pi_m^{k'} Z_{m,i}^k\|^2 = \gamma^2(1 - \rho)(K^* - k) \frac{1 + \rho(K^* - 1)}{1 + \rho(k - 1)} \quad (11)$$

where $1 + \rho(K^* - 1) > 0$, which is the smallest eigenvalue of the covariance matrix of Z . Some interesting observations can be made based on the expression (11). First, the approximation error is smaller around the boundaries of the support of ρ . In particular, (11) is quadratic for $-(K^* - 1)^{-1} \leq \rho \leq 1$ and becomes zero when $\rho = 1$ regardless of K^* or k . Second, the approximation error is (weakly) smaller for a larger k uniformly in ρ . The difference is

$$\gamma^2 \frac{1 - \rho}{1 + \rho} (1 + \rho(K^* - 1))^2. \quad (12)$$

Figure 2 shows the graphs of the approximation errors when $K^* = 20$, $\gamma = 1$, and $k = 1, 2, 3$. Third, the approximation error is smaller for a smaller γ . Lastly, the approximation error is getting larger as f becomes more complex, i.e., K^* grows. In sum, this example shows that the approximation error of the first stage conditional expectation function f converges to zero as k grows but the level of the approximation error depends on the complexity of f , the first stage coefficient γ , and the correlation between instruments ρ .

Define $H = f'f/N$ and $P_f = f(f'f)^{-1}f'$. Theorem 1 provides the approximate MSE formula of the CSA-2SLS.

Theorem 1. Suppose that Assumptions 1-2 are satisfied, $k^2/N \rightarrow 0$, and $E[u_i \varepsilon_i | z_i] = \sigma_{u\varepsilon} \neq 0$. Then, we have the following results for the CSA-2SLS estimator:

$$N(\hat{\beta} - \beta)(\hat{\beta} - \beta)' = \hat{Q}(k) + \hat{r}(k), \quad (13)$$

$$E \left[\widehat{Q}(k) | Z \right] = \sigma_\varepsilon^2 H^{-1} + S(k) + T(k), \quad (14)$$

$$\frac{\widehat{r}(k) + T(k)}{\text{tr}(S(k))} = o_p(1), \text{ as } k \rightarrow \infty, N \rightarrow \infty, \quad (15)$$

with

$$S(k) = H^{-1} \left[\sigma_{u\varepsilon} \sigma'_{u\varepsilon} \frac{k^2}{N} + \sigma_\varepsilon^2 \frac{f'(I - P^k)(I - P_f)(I - P^k)f}{N} \right] H^{-1}. \quad (16)$$

In the expansion, $\widehat{r}(k)$ and $T(k)$ are terms of smaller order in probability than those in $S(k)$ and that the term $\sigma_\varepsilon^2 H^{-1}$ is the first-order asymptotic variance under homoskedasticity. The first term of $S(k)$ (ignoring pre- and post-multiplied H^{-1}), $\sigma_{u\varepsilon} \sigma'_{u\varepsilon} k^2 / N$, corresponds to the bias and is similar to that of Donald and Newey (2001). The second term is different from the usual higher-order variance in similar expansions in the literature. Let $V(k) = f'(I - P^k)(I - P_f)(I - P^k)f / N$. It can be decomposed as

$$V(k) = \frac{f'(I - P^k)f}{N} - \frac{f'(I - P^k)f}{N} \frac{f'(I - P^k)f}{N}. \quad (17)$$

In Donald and Newey (2001), the higher-order variance term, which takes the form of $f'(I - P^K)f / N$ where P^K is the projection matrix consisting of K instruments, decreases with K . This gives the bias-variance trade-off in their expression. In contrast, $V(k)$ is the sum of two components and the monotone decrease with respect to k is not always guaranteed.

Remark In the trivial special case of mutually orthogonal instruments, the CSA-2SLS is numerically identical to the 2SLS using all the instrument. The approximate MSE is obtained by setting $k = K$ in (16). Since the second term in the RHS of (17) becomes a smaller order, the approximate MSE takes the same form with that of Donald and Newey (2001).

We further elaborate on the behavior of the higher-order variance term $V(k)$ using shrinkage. Since $I - P_f$ is idempotent, we can write

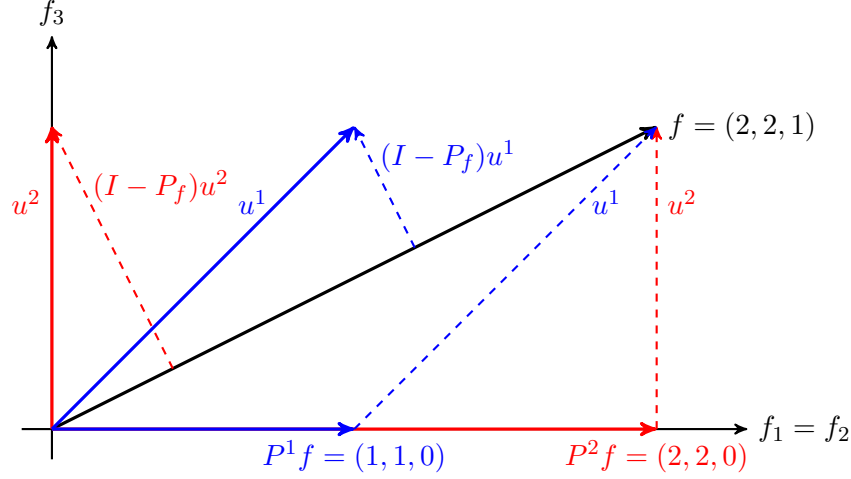
$$V(k) = \frac{u^{k'}(I - P_f)(I - P_f)u^k}{N} \quad (18)$$

where $u^k \equiv (I - P^k)f$. There exist two factors that force to move $V(k)$ into opposite directions as k varies. First, the norm of u^k decreases as k increases since P^{k^*} for $k^* > k$ is the average of the projection matrices on the space spanned by a larger set of instruments. Second, P^k can cause less shrinkage for $P^k f$ for a larger k , which makes the norm of $(I - P_f)u^k$ larger. Note that

$$(I - P_f)u^k = (I - P_f)(f - P^k f) = f - P_f f - P^k f + P_f P^k f = -(I - P_f)P^k f \quad (19)$$

and that $P^k f$ with less shrinkage lies farther away from the space spanned by f (see, e.g. Figure 3). Therefore, if the second factor dominates the first then $V(k)$ increases along with k . In Example 2

Figure 3: Graphical Illustration of Example 2



Note: The horizontal axis represents the 45° line on the coordinate plane of (f_1, f_2) . Note that the length of the vector $(I - P_f)u^k$ increases as k increases from 1 to 2 in this example.

and Figure 3 below, we provide a illustrating example.

Example 2 Illustrated in Figure 3. Let $N = 3$ and $K = 2$. Suppose that $f = (2, 2, 1)'$, $Z_1 = (1, 0, 0)'$, $Z_2 = (0, 1, 0)'$, and $Z = [Z_1, Z_2]$. Since $P^1 = (Z_1(Z_1'Z_1)^{-1}Z_1' + Z_2(Z_2'Z_2)^{-1}Z_2')/2$ and $P^2 = Z(Z'Z)^{-1}Z'$, we calculate $u^1 = (I - P^1)f = (1, 1, 1)$ and $u^2 = (I - P^2)f = (0, 0, 1)'$. Thus, $\|u^2\| < \|u^1\|$. However, it is clear from the figure below that u^1 is closer to f than u^2 . Indeed, we have $\|(I - P_f)u^1\| \approx 0.47$ and $\|(I - P_f)u^2\| \approx 0.94$.

If there are more than one endogenous variable, then we choose k that minimizes a linear combination of the MSE, $S_\lambda(k) \equiv \lambda'S(k)\lambda$ for a user-specified λ . However, for a model containing only one endogenous variable, the choice of λ is irrelevant. To see this, first observe that $\sigma_{u\varepsilon} = \sigma_{\eta\varepsilon}e_1$ where e_1 is the first unit vector. In addition, the components of f that are included in the main equation lie on the column space spanned by the instruments (including the included exogenous variables) so that

$$\begin{aligned} f'(I - P^k)(I - P^k)f &= \bar{Y}'(I - P^k)(I - P^k)\bar{Y}e_1e_1', \\ f'(I - P^k)P_f(I - P^k)f &= \left(\bar{Y}'(I - P^k)\bar{Y}\right)^2 (e_1'H^{-1}e_1) \frac{1}{N}e_1e_1', \end{aligned}$$

where $\bar{Y} = (E[Y_1|z_1], \dots, E[Y_N|z_N])'$. Thus we can write

$$\lambda'S(k)\lambda = (\lambda'H^{-1}e_1)^2 \left[\sigma_{\eta\varepsilon}^2 \frac{k^2}{N} + \sigma_\varepsilon^2 \left(\frac{\bar{Y}'(I - P^k)(I - P^k)\bar{Y}}{N} - \left(\frac{\bar{Y}'(I - P^k)\bar{Y}}{N} \right)^2 e_1'H^{-1}e_1 \right) \right],$$

which shows that the minimization problem with a single endogenous variable does not depend on λ .

3.2 Implementation and Optimality

We first introduce notation to construct the sample counterpart of the approximate MSE. Let $\tilde{\beta}$ be a preliminary estimator that is fixed across different values of k and $\tilde{\varepsilon} = y - X\tilde{\beta}$. Let \tilde{f} be an estimate of f . The residual matrix is denoted by $\tilde{u} = X - \tilde{f}$ and $\tilde{u} = (u_1, u_2, \dots, u_N)'$ where \tilde{u}_i is a $d \times 1$ vector. Define $\tilde{H} = \tilde{f}'\tilde{f}/N$, $\tilde{\sigma}_\varepsilon^2 = \tilde{\varepsilon}'\tilde{\varepsilon}/N$, $\tilde{\sigma}_{u\varepsilon} = \tilde{u}'\tilde{\varepsilon}/N$, $\tilde{\sigma}_{\lambda\varepsilon} = \tilde{\lambda}'\tilde{H}^{-1}\tilde{\sigma}_{u\varepsilon}$, and $\tilde{\Sigma}_u = \tilde{u}'\tilde{u}/N$. The feasible criterion function for $S_\lambda(k)$ is defined as below:

$$\hat{S}_\lambda(k) = \tilde{\sigma}_{\lambda\varepsilon}^2 \frac{k^2}{N} + \tilde{\sigma}_\varepsilon^2 \left[\tilde{\lambda}'\tilde{H}^{-1}\tilde{e}_f^k\tilde{H}^{-1}\tilde{\lambda} - \tilde{\lambda}'\tilde{H}^{-1}\tilde{\xi}_f^k\tilde{H}^{-1}\tilde{\xi}_f^k\tilde{H}^{-1}\tilde{\lambda} \right],$$

where

$$\begin{aligned}\tilde{e}_f^k &= \frac{X'(I - P^k)^2 X}{N} + \tilde{\Sigma}_u \left(\frac{2k - \text{tr}((P^k)^2)}{N} \right), \\ \tilde{\xi}_f^k &= \frac{X'(I - P^k) X}{N} + \tilde{\Sigma}_u \frac{k}{N} - \tilde{\Sigma}_u, \\ \tilde{\sigma}_{\lambda\varepsilon}^2 &= (\tilde{\lambda}'\tilde{H}^{-1}\tilde{\sigma}_{u\varepsilon})^2, \\ \tilde{\Sigma}_u &= \frac{\tilde{u}'\tilde{u}}{N}.\end{aligned}$$

Then, we choose \hat{k} as a minimizer of the feasible approximate MSE function, $\hat{S}_\lambda(k)$. Given \hat{k} , we can compute the CSA-2SLS estimator defined in (7).

We remark on two practical issues in implementation. First, our theory requires the preliminary estimator $\tilde{\beta}$ be consistent and it is simply achieved by 2SLS estimation with any valid IVs. However, the performance of the estimator in a finite sample might rely on the choice. Following Donald and Newey (2001) and Kuersteiner and Okui (2010), we propose choosing the set of IVs based on the first stage Mallows criterion, which brings satisfactory performance results in the extensive simulations experiments reported in Section 5. Second, it could be infeasible to estimate P^k when K is too large. Note that the number of complete subsets (all the subsets with different k 's) grows exponentially, $2^K - 1$. To deal with this computational issue, we propose using a subsampling method as follows. Let \mathcal{R}^k be a class of R subsets with k elements that are randomly selected from $\{1, \dots, M\}$. Then, the subsampled CSA projection matrix is defined as $\check{P} = R^{-1} \sum_{r \in \mathcal{R}^k} P_r^k$, where P_r^k is a projection matrix using the set of IVs indexed by r . Table 3 in Section 5 shows simulation results that the random subsampling method works well with a feasible size of R .

We finalize this subsection by proving that the CSA-2SLS estimator achieves the asymptotic optimality in the sense that it minimizes the MSE among the class of CSA-2SLS estimators with different complete subset sizes. We collect additional regularity conditions below.

Assumption 3. *Assume that*

- (i) $\tilde{\sigma}_\varepsilon^2 \xrightarrow{p} \sigma_\varepsilon^2$, $\tilde{\sigma}_{u\varepsilon}^2 \xrightarrow{p} \sigma_{u\varepsilon}^2$, $\tilde{\lambda} \xrightarrow{p} \lambda$, $\tilde{H} \xrightarrow{p} \overline{H}$, and $\lambda' \overline{H}^{-1} \sigma_{u\varepsilon} \neq 0$.
- (ii) $\lim_{N \rightarrow \infty} \sum_{k=1}^{K(N)} (NS_\lambda(k))^{-1} = 0$ almost surely in Z .
- (iii) There exist a constant $\phi \in (0, 1/2)$ such that $\|\tilde{\Sigma}_u - \Sigma_u\| = O_p(N^{-1/2+\phi} S_\lambda(k)^\phi)$ where $\Sigma_u = E[u_i u_i' | z_i]$.

Assumptions 3 (i) and (ii) are similar to Assumptions 4–5 in Donald and Newey (2001). Assumption 3 (i) is a high-level assumption on the consistency of the preliminary estimators. Assumption 3 (ii) is a standard assumption in the model selection or model averaging literature (see, e.g. Assumption (A.3) in Li (1987)). This condition excludes the case that f is perfectly explained by a finite number of instruments. Assumption 3 (iii) is a mild requirement on the convergence rate of \tilde{f} that the standard series estimator easily satisfies. For example, consider a series estimator with \tilde{k} b-spline bases as in Newey (1997), where $\sup_z \|f(z) - \Pi_0^{\tilde{k}'} Z_{\tilde{k}}(z)\| = O_p(\tilde{k}^{-\alpha})$ where $\alpha = 1$ and $Z_{\tilde{k}}(z) \equiv (\psi_1(z), \dots, \psi_K(z), x_1)'$. By choosing the optimal rate for \tilde{k} , we get the rate for the error variance, $\|\tilde{\Sigma}_u - \Sigma_u\| = O_p(N^{-1/3})$. Since $S_\lambda(k) = o_p(1)$, we can write $S_\lambda(k) = O_p(N^{-c})$ for some $c > 0$. Then, Assumption 3 (iii) requires $\|\tilde{\Sigma}_u - \Sigma_u\| = O_p(N^{-1/2+\phi-c})$. Comparing this rate with $O_p(N^{-1/3})$ above, we can find $\phi > 1/6 + c$.

The following result shows that the proposed estimator is optimal among the class of the CSA-2SLS estimators.

Theorem 2. *Under Assumptions 1, 2, and 3,*

$$\frac{S_\lambda(\hat{k})}{\min_k S_\lambda(k)} \xrightarrow{p} 1. \quad (20)$$

4 Irrelevant Instruments

The higher-order MSE expansion in the previous section assumes an increasing sequence of instruments where the instruments are strong enough for \sqrt{N} -consistency and the existence of higher-order terms. This implies that the concentration parameter, which measures the strength of the instruments, increases at the rate of N . An important feature of the CSA-2SLS is that no instrument is excluded either in finite sample or asymptotically due to equal-weight averaging. Although irrelevant instruments can be excluded in principle by a good pre-screening method, it is important to investigate whether the CSA-2SLS estimator and the MSE expansion are still valid if irrelevant instruments happen to be included in the averaging. In contrast, irrelevant instruments can be excluded by zero or negative weight in Kuersteiner and Okui (2010).

In this section, we derive the MSE assuming that a set of the instruments is irrelevant and the set may grow as N and K increase. This makes the concentration parameter become smaller in level than the case with only relevant instruments for given N and K . By comparing the MSEs with and without irrelevant instruments we can analyze the effect of irrelevant instruments on the MSE. Under the many weak instruments asymptotics of Chao and Swanson (2005), the growth

rate of the concentration parameter can be slower than N . We do not take this approach because assuming a slower growth rate of the concentration parameter would break down \sqrt{N} -consistency of the 2SLS estimator and the validity of the higher-order expansion.

For the sake of simplicity, we assume that there is no exogenous variables, x_{1i} , so the model simplifies to

$$y_i = X_i' \beta + \varepsilon_i, \quad (21)$$

$$X_i = E[X_i | z_i] + u_i, \quad i = 1, \dots, N, \quad (22)$$

where X_i is a $d \times 1$ vector of endogenous variables and z_i is a vector of exogenous variables. We set $f(z_i) = E[X_i | z_i]$. We divide z_i into the relevant and irrelevant ones, z_{1i} and z_{2i} and make the following definition:

Definition 1 A vector of instruments z_{2i} is irrelevant if $E[X_i | z_{1i}, z_{2i}] = E[X_i | z_{1i}]$.

Since mean independence implies uncorrelatedness, this definition implies that $f(z_i) = f(z_{1i})$ is uncorrelated with the set of instruments $Z_i = (\psi_1(z_{2i}), \dots, \psi_{K_2}(z_{2i}))$ where Z_i is a $K_2 \times 1$ vector and $K_2 < K$. Write $f_i = f(z_{1i})$ and assume $E f_i = 0$ without loss of generality. Then Definition 1 implies $0 = E f_i Z_i'$ and under Assumption 1 the CLT holds

$$\frac{1}{\sqrt{N}} \sum_{i=1}^N f_i \psi_k(z_{2i})' = O_p(1) \quad (23)$$

for $k = 1, \dots, K_2$.

Let $\mathcal{M}(K, k) = \{1, 2, \dots, M(K, k)\}$ be the index set for all subsets with k instruments and let $\mathcal{M}_1(K, k)$ and $\mathcal{M}_2(K, k)$ be the index sets for subsets with at least d relevant instrument and those with less than d , respectively. By construction, $\mathcal{M}_1(K, k) \cup \mathcal{M}_2(K, k) = \mathcal{M}(K, k)$. Let $M_1(K, k)$ and $M_2(K, k)$ be the number of elements in the subset $\mathcal{M}_1(K, k)$ and $\mathcal{M}_2(K, k)$, respectively. For brevity, we suppress the dependence of K and k and write them as M_1, M_2, \mathcal{M}_1 , and \mathcal{M}_2 , hereafter. Define

$$\hat{P}^k = \frac{1}{M_1} \sum_{m \in \mathcal{M}_1} P_m^k, \quad (24)$$

$$\tilde{P}^k = \frac{1}{M_2} \sum_{m \in \mathcal{M}_2} P_m^k \quad (25)$$

so that

$$P^k = \frac{M_1}{M} \hat{P}^k + \frac{M_2}{M} \tilde{P}^k.$$

We make assumptions that will replace Assumption 2.

Assumption 4.

(i) $\mathcal{M}_1(K, k)$ is nonempty for all k and K and $M_1/M \rightarrow C$ for some constant $0 < C < 1$.

(ii) For each k there exists Π_m^k such that as $N, k \rightarrow \infty$,

$$\frac{1}{M_1} \sum_{m \in \mathcal{M}_1} E \|f(z_i) - \Pi_m^{k'} Z_{m,i}^k\|^2 \rightarrow 0.$$

Assumption 4 (i) allows for an increasing sequence of irrelevant instruments. However the number of irrelevant instruments cannot dominate that of the relevant instruments asymptotically. Assumption 4 (ii) is a version of Assumption 2 with relevant instruments only.

Theorem 3. *If Assumptions 1 and 4 are satisfied, $k^2/N \rightarrow 0$, and $\sigma_{u\varepsilon} \neq 0$, then for the CSA-2SLS estimator the equations (13)-(14) are satisfied with*

$$S(k) = H^{-1} \left[\sigma_{u\varepsilon} \sigma'_{u\varepsilon} \left(\frac{M}{M_1} \right)^2 \frac{k^2}{N} + \sigma_\varepsilon^2 \frac{f'(I - \hat{P}^k)(I - P_f)(I - \hat{P}^k)f}{N} \right] H^{-1},$$

where $P_f = f(f'f)^{-1}f'$.

The MSE formula shows that the presence of irrelevant instruments inflates the bias term by $(M/M_1)^2$. This implies that a larger penalty should be imposed on a larger k and the optimal k that minimizes the MSE under the presence of irrelevant instruments will be smaller than otherwise. Although this MSE cannot be estimated in practice, a practical recommendation is to choose a smaller k when the presence of irrelevant instruments is suspected. Elliott, Gargano, and Timmermann (2013) similarly recommend choosing a small k in regression models when regressors are weak.

5 Simulation

We investigate the finite sample properties of the CSA-2SLS estimator by conducting Monte Carlo simulation studies². We consider the following simulation design:

$$y_i = \beta_0 + \beta_1 Y_i + \varepsilon_i \tag{26}$$

$$Y_i = \pi' Z_i + u_i, \quad i = 1, \dots, N, \tag{27}$$

where Y_i is a scalar, (β_0, β_1) is set to be $(0, 0.1)$, β_1 is the parameter of interest, and $Z_i \sim \text{i.i.d. } N(0, \Sigma_z)$. The diagonal terms of Σ_z are ones and off-diagonal terms are ρ_z 's. Thus, ρ_z denotes the correlation between instruments. With $\rho_z = 0$, the simulation design is the same with that of Donald and Newey (2001) and Kuersteiner and Okui (2010). The error terms (ε_i, u_i) are i.i.d. over i , bivariate normal with variances 1 and covariance $\sigma_{u\varepsilon}$. Note that $\sigma_{u\varepsilon}$ denotes the severity of endogeneity.

²The replication R codes for both the Monte Carlo experiments and empirical applications are available at <https://github.com/yshin12/ls-csa>.

We set the parameter value for π while controlling the explanatory power of instruments. As instruments are possibly correlated to each other, the theoretical first stage R-squared now becomes

$$R_f^2 = \frac{\pi' E[Z_i Z_i'] \pi}{\pi' E[Z_i Z_i'] \pi + 1} = \frac{\sum_{k=1}^K \pi_k^2 + \sum_{k=1}^K \sum_{j \neq k} \pi_k \pi_j \rho_z}{\sum_{k=1}^K \pi_k^2 + \sum_{k=1}^K \sum_{j \neq k} \pi_k \pi_j \rho_z + 1}, \quad (28)$$

where π_k is the k th element of the $K \times 1$ vector π and K is the total number of instruments. Thus, we can set the value of π given R_f^2 and ρ_z by solving Equation (28). Specifically, we consider the following three designs:

$$\begin{aligned} \text{Flat Signal:} \quad \pi_k &= \sqrt{\frac{R_f^2}{(K + K(K-1)\rho_z)(1 - R_f^2)}} \\ \text{Decreasing Signal:} \quad \pi_k &= C_D \left(1 - \frac{k}{K+1}\right)^4 \\ \text{Half-zero Signal:} \quad \pi_k &= \begin{cases} 0, & \text{for } k \leq K/2 \\ C_H \left(1 - \frac{k-K/2}{K/2+1}\right)^4, & \text{for } k > K/2 \end{cases} \end{aligned}$$

where C_D and C_H are defined as

$$C_D = \sqrt{\frac{R_f^2}{1 - R_f^2} \cdot \frac{1}{\sum_{k=1}^K \left(1 - \frac{k}{K+1}\right)^8 + \sum_{k=1}^K \sum_{j \neq k} \left(1 - \frac{k}{K+1}\right)^4 \left(1 - \frac{j}{K+1}\right)^4 \rho_z}}$$

and

$$C_H = \sqrt{\frac{R_f^2}{1 - R_f^2} \cdot \frac{1}{\sum_{k=K/2+1}^K \left(1 - \frac{k-K/2}{K/2+1}\right)^8 + \sum_{k=K/2+1}^K \sum_{j \neq k, j=K/2+1} \left(1 - \frac{k-K/2}{K/2+1}\right)^4 \left(1 - \frac{j-K/2}{K/2+1}\right)^4 \rho_z}}.$$

The number of observations and the number of instruments are set $(N, K) = (100, 20), (1000, 30)$ and the first stage R-squared is set $R_f^2 = 0.01, 0.1$. We report results with $\rho_z = 0.5$ (moderate correlation among instruments) and $\sigma_{u\varepsilon} = 0.9$ (large endogeneity). We choose these values because our CSA-2SLS estimator is expected to perform well with a nonzero ρ_z and IV estimators generally perform better than OLS when there is severe endogeneity. Results with $\rho_z = 0$ (independent instruments) and $\sigma_{u\varepsilon} = 0.1$ (low endogeneity) are collected in the online appendix.

In addition to the CSA-2SLS (denoted by CSA hereafter) estimator, we also estimate the model by OLS, 2SLS with full instruments, the optimal 2SLS by Donald and Newey (2001) denoted by DN, and the model average estimator by Kuersteiner and Okui (2010) denoted by KO and compare their performance.³ We use the Mallows criterion for the preliminary estimates required for DN, KO, and CSA. We also present the result with the CSA with $k = 1$ which may have practical

³Since we build up the idea of CSA based on 2SLS, we focus on the comparison with similar 2SLS type estimators in various situations. We leave it for future research to develop an CSA estimator in different classes (e.g. LIML or JIVE) and compare the performance with other types of estimators.

advantages.

In calculating the CSA-P matrix, we use 1,000 random draws from complete subsets when the complete subset size is bigger than 1,000. The simulation results are based on 1,000 replications of each design.

Figure 4 compares the mean bias and the mean squared error of each estimator. The result is quite striking: CSA outperforms all other estimation methods in terms of mean bias and MSE and the gain is huge. This result holds for all six different designs on the structure of π and the signal structure and across different sample sizes.

Tables 1-2 also show median bias, median absolute deviation (MAD), range, coverage of the 95% asymptotic confidence interval⁴, and the mean and median number of the subset size choice \hat{k} . Median bias and mean bias differ more when the distribution of the estimator is skewed. DN shows some difference but for other estimators mean and median biases are quite similar. CSA still dominates other estimators in terms of median bias. KO shows a smaller MAD than CSA but given KO's larger MSE this suggests that KO often gives outliers which may be due to weight estimation. KO also exhibits a smaller range than CSA, which shows that a smaller bias of CSA comes at a cost of having larger variance compared to KO. Lastly, the coverage of CSA is close to the nominal level across different specifications but the coverage of KO can be far from the nominal level especially when the instrument signal is weak ($R_f^2 = 0.01$)⁵.

When there is little endogeneity ($\sigma_{u\varepsilon} = 0.1$) and/or the instruments are independent ($\rho_z = 0$), the performance of CSA is quite similar to KO. The performance of DN is less satisfactory because it often exhibits a very large MSE. The results are collected in the supplementary appendix.

The performance of CSA.1 is similar to CSA, and can work better when the instruments are weak. This provides simulation evidence to Theorem 3.

6 Empirical Illustration

In this section we explain how to implement the CSA-2SLS estimator and illustrate the usefulness by estimating a logistic demand function for automobiles in Berry, Levinsohn, and Pakes (1995). The model specification is

$$\begin{aligned}\log(S_{it}) - \log(S_{0t}) &= \alpha_0 P_{it} + X'_{it} \beta_0 + \varepsilon_{it}, \\ P_{it} &= Z'_{it} \delta_0 + X'_{it} \gamma_0 + u_{it},\end{aligned}$$

where S_{it} is the market share of the product i in market t with product 0 denoting the outside option, P_{it} is the endogenous price variable, X_{it} is a vector of included exogenous variables, and Z_{it} is a vector of instruments. The parameter of interest is α_0 from which we can calculate the price

⁴Heteroskedasticity-robust standard errors given the choice of k (CSA), K (DN), and optimal weight (KO) are used.

⁵We construct the confidence intervals by assuming the instrument/weight/subset selection in each method is correct. See Appendix B for details.

Figure 4: $\sigma_{u\varepsilon} = 0.9$ (high endogeneity), $\rho_z = 0.5$ (moderate correlation among z)

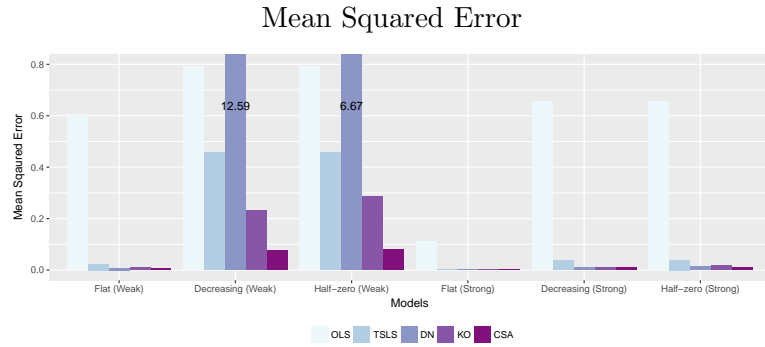
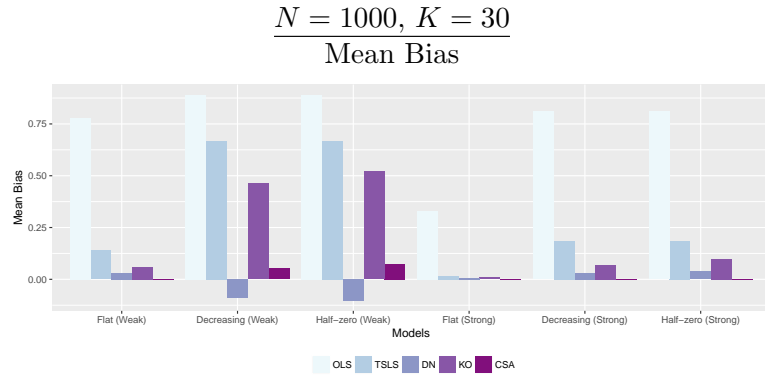
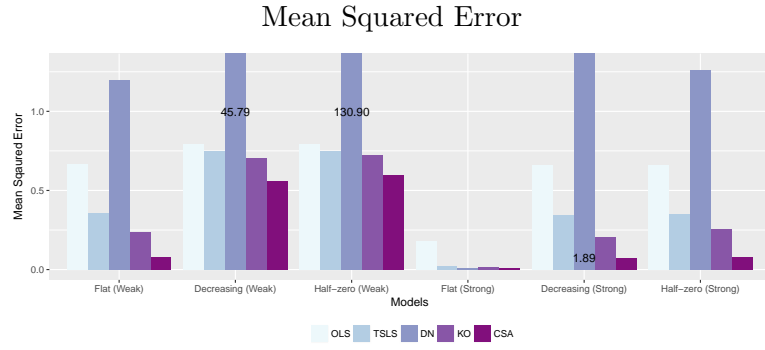
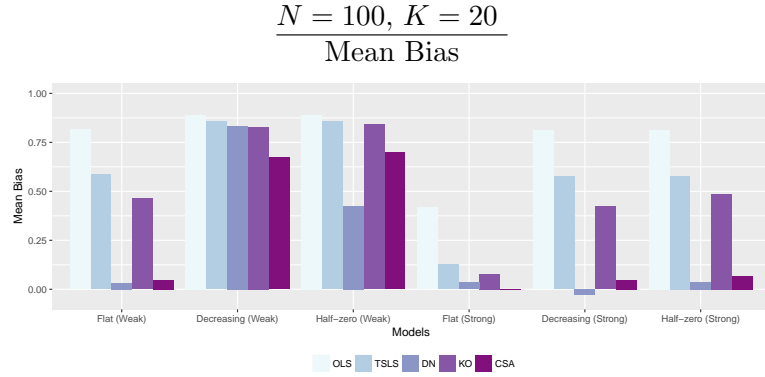


Table 1: $N = 100$, $K = 20$, $\sigma_{u\varepsilon} = 0.9$ (high endogeneity), $\rho_z = 0.5$ (moderate correlation among z)

	MSE	Bias	MAD	Median Bias	Range	Coverage	Mean(\hat{k})	Med(\hat{k})
$R_f^2 = 0.01$ (weak IV signal)								
<u>π_0 : flat</u>								
OLS	0.667	0.815	0.036	0.815	0.133	0.000	—	—
2SLS	0.358	0.586	0.081	0.587	0.304	0.015	—	—
DN	1.196	0.031	0.205	0.154	1.079	0.813	1.625	1.000
KO	0.237	0.463	0.102	0.456	0.391	0.159	—	—
CSA	0.076	0.048	0.146	0.098	0.621	0.885	1.130	1.000
CSA.1	0.085	0.028	0.169	0.078	0.640	0.896	1.000	1.000
<u>π_0 : decreasing</u>								
OLS	0.795	0.891	0.032	0.889	0.120	0.000	—	—
2SLS	0.746	0.856	0.074	0.861	0.288	0.000	—	—
DN	45.785	0.833	0.342	0.642	2.317	0.608	2.216	1.000
KO	0.706	0.828	0.091	0.835	0.355	0.002	—	—
CSA	0.561	0.673	0.206	0.662	0.751	0.328	3.424	1.000
CSA.1	0.545	0.637	0.199	0.594	0.949	0.377	1.000	1.000
<u>π_0 : half-zero</u>								
OLS	0.796	0.891	0.032	0.889	0.121	0.000	—	—
2SLS	0.748	0.857	0.073	0.863	0.290	0.001	—	—
DN	130.901	0.425	0.348	0.759	2.230	0.589	2.339	1.000
KO	0.726	0.841	0.088	0.845	0.338	0.002	—	—
CSA	0.595	0.699	0.203	0.693	0.763	0.295	4.104	1.000
CSA.1	0.564	0.657	0.195	0.618	0.928	0.335	1.000	1.000
$R_f^2 = 0.1$ (strong IV signal)								
<u>π_0 : flat</u>								
OLS	0.178	0.418	0.038	0.419	0.139	0.000	—	—
2SLS	0.022	0.126	0.048	0.130	0.198	0.583	—	—
DN	0.011	0.035	0.060	0.046	0.239	0.906	3.728	4.000
KO	0.013	0.079	0.051	0.087	0.212	0.787	—	—
CSA	0.009	0.001	0.056	0.012	0.229	0.941	1.037	1.000
CSA.1	0.009	-0.003	0.062	0.006	0.234	0.945	1.000	1.000
<u>π_0 : decreasing</u>								
OLS	0.660	0.811	0.034	0.811	0.133	0.000	—	—
2SLS	0.346	0.576	0.083	0.575	0.305	0.014	—	—
DN	1.891	-0.029	0.188	0.120	0.924	0.838	1.520	1.000
KO	0.202	0.422	0.102	0.416	0.384	0.225	—	—
CSA	0.075	0.048	0.144	0.099	0.617	0.885	1.114	1.000
CSA.1	0.086	0.031	0.168	0.081	0.640	0.894	1.000	1.000
<u>π_0 : half-zero</u>								
OLS	0.662	0.812	0.036	0.811	0.138	0.000	—	—
2SLS	0.349	0.578	0.082	0.579	0.302	0.016	—	—
DN	1.262	0.038	0.231	0.183	1.224	0.778	1.740	1.000
KO	0.258	0.486	0.100	0.484	0.376	0.126	—	—
CSA	0.080	0.068	0.148	0.112	0.642	0.874	1.209	1.000
CSA.1	0.089	0.043	0.169	0.087	0.641	0.888	1.000	1.000

Note: We report mean squared errors (MSE), mean biases (Bias), median absolute deviations (MAD), median biases (Median Bias), 10-90% ranges of the estimator (Range), coverages for the 95% confidence interval (Coverage), means of \hat{k} and medians of \hat{k} . For estimators DN, KO, and CSA, we apply the Mallows criterion for the preliminary estimator. We set $k = 1$ for CSA.1.

Table 2: $N = 1000$, $K = 30$, $\sigma_{u\varepsilon} = 0.9$ (high endogeneity), $\rho_z = 0.5$ (moderate correlation among z)

	MSE	Bias	MAD	Median Bias	Range	Coverage	Mean(\widehat{k})	Med(\widehat{k})
$R_f^2 = 0.01$ (weak IV signal)								
π_0 : flat								
OLS	0.605	0.778	0.011	0.778	0.041	0.000	—	—
2SLS	0.023	0.139	0.041	0.144	0.160	0.407	—	—
DN	0.008	0.029	0.057	0.037	0.219	0.894	3.862	4.000
KO	0.009	0.060	0.051	0.065	0.188	0.813	—	—
CSA	0.006	0.002	0.056	0.006	0.205	0.940	1.014	1.000
CSA.1	0.006	0.001	0.055	0.003	0.204	0.946	1.000	1.000
π_0 : decreasing								
OLS	0.793	0.890	0.009	0.891	0.036	0.000	—	—
2SLS	0.456	0.669	0.058	0.670	0.225	0.000	—	—
DN	12.594	-0.089	0.202	0.111	0.934	0.843	1.362	1.000
KO	0.231	0.463	0.078	0.466	0.302	0.113	—	—
CSA	0.075	0.051	0.169	0.095	0.653	0.876	1.091	1.000
CSA.1	0.072	0.042	0.168	0.083	0.646	0.885	1.000	1.000
π_0 : half-zero								
OLS	0.793	0.890	0.009	0.891	0.037	0.000	—	—
2SLS	0.456	0.669	0.059	0.670	0.235	0.000	—	—
DN	6.671	-0.102	0.235	0.143	1.147	0.822	1.436	1.000
KO	0.288	0.521	0.081	0.522	0.309	0.057	—	—
CSA	0.079	0.075	0.170	0.112	0.659	0.855	1.314	1.000
CSA.1	0.073	0.051	0.171	0.090	0.659	0.882	1.000	1.000
$R_f^2 = 0.1$ (strong IV signal)								
π_0 : flat								
OLS	0.109	0.330	0.011	0.330	0.041	0.000	—	—
2SLS	0.001	0.015	0.017	0.016	0.060	0.889	—	—
DN	0.001	0.007	0.018	0.008	0.062	0.931	9.710	10.000
KO	0.001	0.010	0.017	0.010	0.062	0.918	—	—
CSA	0.001	0.001	0.017	0.001	0.061	0.951	1.016	1.000
CSA.1	0.001	0.000	0.017	-0.000	0.061	0.953	1.000	1.000
π_0 : decreasing								
OLS	0.655	0.809	0.010	0.810	0.041	0.000	—	—
2SLS	0.039	0.185	0.044	0.190	0.177	0.282	—	—
DN	0.010	0.029	0.065	0.037	0.246	0.897	3.259	3.000
KO	0.012	0.068	0.057	0.074	0.215	0.809	—	—
CSA	0.010	0.003	0.068	0.009	0.249	0.938	1.000	1.000
CSA.1	0.009	0.001	0.066	0.005	0.245	0.943	1.000	1.000
π_0 : half-zero								
OLS	0.655	0.809	0.011	0.810	0.040	0.000	—	—
2SLS	0.039	0.186	0.045	0.192	0.170	0.283	—	—
DN	0.014	0.038	0.073	0.048	0.293	0.880	3.064	3.000
KO	0.016	0.097	0.057	0.100	0.214	0.724	—	—
CSA	0.010	0.003	0.070	0.009	0.254	0.938	1.006	1.000
CSA.1	0.010	0.001	0.069	0.005	0.257	0.941	1.000	1.000

Note: See the Note below Table 1 for details.

Table 3: Comparison of CSA for Different Random Draws, R

	MSE	Bias	MAD	Median Bias	Range	Coverage	Mean(\hat{k})	Med(\hat{k})
$R = all$	0.082	0.037	0.168	0.082	0.635	0.890	1.107	1.000
$R = 1,000$	0.076	0.048	0.146	0.098	0.621	0.885	1.130	1.000
$R = 500$	0.087	0.043	0.156	0.092	0.658	0.879	1.112	1.000
$R = 250$	0.075	0.037	0.151	0.086	0.643	0.889	1.072	1.000

Note: This simulation is based on the following model: $N = 100$, $K = 20$, $\sigma_{u\varepsilon} = 0.9$ (high endogeneity), $\rho_z = 0.5$ (moderate correlation among z), $R_f^2 = 0.01$ (weak IV signal), π_0 : flat. R is the number of random sampling from the complete subset for each k . When $R = all$, the CSA projection matrix is calculated by using all complete subsets. See the note below Table 1 for other details.

elasticity of demand.

We first estimate the model by using the same set of regressors and instruments used by Berry, Levinsohn, and Pakes (1995). The regressors vector X_{it} includes 5 variables: a constant, an air conditioning dummy, horsepower divided by weight, miles per dollar, and vehicle size. The original instrument vector Z_{it} includes 10 variables and is constructed by the characteristics of other car models. We also consider an extended design by adopting 48 instruments and 24 regressors constructed by Chernozhukov, Hansen, and Spindler (2015). We presume that all instruments are valid and relevant. Based on the previous simulation results, we used the Mallows criterion for selecting IVs for preliminary estimates and set $R = 1,000$ when calculating the CSA-P matrix.

Table 4 summarizes the estimation results. As in the simulations studies, we estimate the model using five different methods: OLS, 2SLS, DN, KO, and CSA. For each design we report the optimal choice of k in DN and CSA, the estimate of α , and the heteroskedasticity and cluster robust standard errors of α given that we have chosen the correct model for k or the optimal weight of KO. Finally, we report the number of products whose price elasticity of demand is inelastic, which is computed by the following formula:

$$\sum_{i,t} 1\{|\hat{\alpha} \times P_{it} \times (1 - S_{it})| < 1\},$$

where $1\{A\}$ is an indicator function equal to 1 if A holds.

It is interesting to note that the estimation result of CSA contrasts sharply with those of other estimation methods in the extended design. Recall that the economic theory predicts elastic demand in this market. Similar to the result in Berry, Levinsohn, and Pakes (1995), the OLS estimate is biased towards zero and makes 1,405 out of 2,217 products (63%) have inelastic own price demand. The 2SLS estimator mitigates the bias but not enough. Still, 874 (41%) products show inelastic own price elasticity. It is interesting to note that DN and KO are not particularly better than 2SLS in this empirical example although they are supposed to correct the bias caused by many instruments. The estimation result of DN comes close to 2SLS by choosing most instruments, 47 out of 48, and that of KO coincides exactly with 2SLS by putting the whole weight to the largest set of instruments. On the contrary, only 7 products (0.3%) have inelastic demand according to the

Table 4: Logistic Demand Function for Automobiles

	\hat{k}	$\hat{\alpha}$	# of Inelastic Demand	\hat{k}	$\hat{\alpha}$	# of Inelastic Demand
	Original Design			Extended Design		
OLS	–	-0.0886 (0.0114)	1502	–	-0.0991 (0.0124)	1405
2SLS	–	-0.1357 (0.0464)	746	–	-0.1273 (0.0246)	874
DN	10	-0.1357 (0.0464)	746	47	-0.1271 (0.0245)	876
KO	–	-0.1357 (0.0464)	746	–	-0.1273 (0.0246)	874
CSA	9	-0.1426 (0.0491)	659	1	-0.2515 (0.0871)	7

Note: The original design uses 5 regressors and 10 instruments and the extended design does 24 regressors and 48 instruments. The sample size is 2,217. The heteroskedasticity and cluster robust standard errors of $\hat{\alpha}$ are provided inside parentheses.

estimation result of CSA. The α estimate by CSA is about twice as large as those by other estimators in absolute term. Since the bias caused by many instruments is towards the OLS estimates, this result can be viewed as a correction for the many instrument bias. However, the standard error of CSA is larger than others and there is a potential trade-off between the bias and the variance. Finally, the original design has less number of instruments and the bias correction by CSA is not as large as in the extended design.

In sum, 2SLS with all the available instruments suffers from many instruments bias in this application. DN and KO do not correct the bias enough to make the estimation results consistent with the prediction by the economic theory. In contrast, the CSA point estimate reduces the bias substantially in the extended design. Therefore, it is worthwhile to estimate a model with CSA and to compare the result with other existing methods when the model contains many instruments.

References

- Acemoglu, D., S. Johnson, J. A. Robinson, and P. Yared (2008). Income and democracy. *American Economic Review* 98(3), 808–42.
- Ando, T. and K.-C. Li (2014). A model-averaging approach for high-dimensional regression. *Journal of the American Statistical Association* 109(505), 254–265.
- Ando, T. and K.-C. Li (2017). A weight-relaxed model averaging approach for high-dimensional generalized linear models. *The Annals of Statistics* 45(6), 2654–2679.
- Andrews, D. W. and J. H. Stock (2007). Testing with many weak instruments. *Journal of Econometrics* 138(1), 24–46.
- Angrist, J. D. and A. B. Krueger (1991). Does compulsory school attendance affect schooling and earnings? *The Quarterly Journal of Economics* 106(4), 979–1014.
- Antoine, B. and P. Lavergne (2014). Conditional moment models under semi-strong identification. *Journal of Econometrics* 182(1), 59–69.
- Belloni, A., D. Chen, V. Chernozhukov, and C. Hansen (2012). Sparse models and methods for optimal instruments with an application to eminent domain. *Econometrica* 80(6), 2369–2429.
- Berry, S., J. Levinsohn, and A. Pakes (1995). Automobile prices in market equilibrium. *Econometrica: Journal of the Econometric Society*, 841–890.
- Breiman, L. (1996). Bagging predictors. *Machine Learning* 24(2), 123–140.
- Carrasco, M. (2012). A regularization approach to the many instruments problem. *Journal of Econometrics* 170(2), 383–398.
- Chao, J. C. and N. R. Swanson (2005). Consistent estimation with a large number of weak instruments. *Econometrica* 73(5), 1673–1692.
- Chernozhukov, V., D. Chetverikov, M. Demirer, E. Duflo, C. Hansen, W. Newey, and J. Robins (2018). Double/debiased machine learning for treatment and structural parameters. *The Econometrics Journal* 21(1), C1–C68.
- Chernozhukov, V., C. Hansen, and M. Spindler (2015). Post-selection and post-regularization inference in linear models with many controls and instruments. *American Economic Review* 105(5), 486–90.
- Clemen, R. T. (1989). Combining forecasts: A review and annotated bibliography. *International Journal of Forecasting* 5(4), 559–583.
- Donald, S. G., G. W. Imbens, and W. K. Newey (2009). Choosing instrumental variables in conditional moment restriction models. *Journal of Econometrics* 152(1), 28–36.

- Donald, S. G. and W. K. Newey (2001). Choosing the number of instruments. *Econometrica* 69(5), 1161–1191.
- Elliott, G., A. Gargano, and A. Timmermann (2013). Complete subset regressions. *Journal of Econometrics* 177(2), 357–373.
- Elliott, G., A. Gargano, and A. Timmermann (2015). Complete subset regressions with large-dimensional sets of predictors. *Journal of Economic Dynamics and Control* 54, 86–110.
- Escanciano, J. C. (2017). A simple and robust estimator for linear regression models with strictly exogenous instruments. *The Econometrics Journal* 21(1), 36–54.
- Furuta, T. (1987). $A \geq B \geq 0$ assures $(B^r A^p B^r)^{1/q} \geq B^{(p+2r)/q}$ for $r \geq 0$, $p \geq 0$, $q \geq 1$ with $(1 + 2r)q \geq p + 2r$. *Proceedings of the American Mathematical Society*, 85–88.
- Han, C. and P. C. Phillips (2006). GMM with many moment conditions. *Econometrica* 74(1), 147–192.
- Hansen, B. E. (2007). Least squares model averaging. *Econometrica* 75(4), 1175–1189.
- Hansen, B. E. and S. Lee (2019). Asymptotic theory for clustered samples. *Journal of Econometrics* 210(2), 268–290.
- Hansen, B. E. and J. S. Racine (2012). Jackknife model averaging. *Journal of Econometrics* 167(1), 38–46.
- Hansen, C., J. Hausman, and W. Newey (2008). Estimation with many instrumental variables. *Journal of Business & Economic Statistics* 26(4), 398–422.
- Hausman, J., R. Lewis, K. Menzel, and W. Newey (2011). Properties of the CUE estimator and a modification with moments. *Journal of Econometrics* 165(1), 45–57.
- Hausman, J. A., W. K. Newey, T. Woutersen, J. C. Chao, and N. R. Swanson (2012). Instrumental variable estimation with heteroskedasticity and many instruments. *Quantitative Economics* 3(2), 211–255.
- Kang, B. (2018). Higher order approximation of IV estimators with invalid instruments. Working paper.
- Kitagawa, T. and C. Muris (2016). Model averaging in semiparametric estimation of treatment effects. *Journal of Econometrics* 193(1), 271–289.
- Kuersteiner, G. and R. Okui (2010). Constructing optimal instruments by first-stage prediction averaging. *Econometrica* 78(2), 697–718.
- Kuersteiner, G. M. (2012). Kernel-weighted GMM estimators for linear time series models. *Journal of Econometrics* 170(2), 399–421.

- Lee, Y. and Y. Zhou (2015). Averaged instrumental variables estimators. Working paper.
- Li, K.-C. (1987). Asymptotic optimality for C_p , C_L , cross-validation and generalized cross-validation: discrete index set. *The Annals of Statistics*, 958–975.
- Nagar, A. L. (1959). The bias and moment matrix of the general k-class estimators of the parameters in simultaneous equations. *Econometrica: Journal of the Econometric Society*, 575–595.
- Newey, W. K. (1997). Convergence rates and asymptotic normality for series estimators. *Journal of Econometrics* 79(1), 147–168.
- Okui, R. (2011). Instrumental variable estimation in the presence of many moment conditions. *Journal of Econometrics* 165(1), 70–86.
- Patel, R. and M. Toda (1979). Trace inequalities involving hermitian matrices. *Linear Algebra and Its Applications* 23, 13–20.
- Smith, J. and K. F. Wallis (2009). A simple explanation of the forecast combination puzzle. *Oxford Bulletin of Economics and Statistics* 71(3), 331–355.
- Stock, J. and M. Yogo (2005). Asymptotic distributions of instrumental variables statistics with many instruments. *Identification and inference for econometric models: Essays in honor of Thomas Rothenberg*, 109–120.
- Stock, J. H. and M. W. Watson (2004). Combination forecasts of output growth in a seven-country data set. *Journal of Forecasting* 23(6), 405–430.
- Wager, S. and S. Athey (2018). Estimation and inference of heterogeneous treatment effects using random forests. *Journal of the American Statistical Association* 113(523), 1228–1242.
- Whittle, P. (1960). Bounds for the moments of linear and quadratic forms in independent variables. *Theory of Probability & Its Applications* 5(3), 302–305.
- Zhang, X., D. Yu, G. Zou, and H. Liang (2016). Optimal model averaging estimation for generalized linear models and generalized linear mixed-effects models. *Journal of the American Statistical Association* 111(516), 1775–1790.
- Zhang, X. and J. Yu (2018). Spatial weights matrix selection and model averaging for spatial autoregressive models. *Journal of Econometrics* 203(1), 1–18.

Appendices

A Proofs and Lemmas

Let $e_f^k = f'(I - P^k)^2 f/N$, $\xi_f^k = f'(I - P^k)f/N$, and $\Delta_k = \text{tr}(e_f^k)$. In addition, let $\hat{e}_f^k = f'(I - \hat{P}^k)^2 f/N$, $\hat{\xi}_f^k = f'(I - \hat{P}^k)f/N$, and $\hat{\Delta}_k = \text{tr}(\hat{e}_f^k)$.

A.1 Proof of Theorem 1

The complete subset averaging 2SLS estimator is

$$\sqrt{N}(\hat{\beta} - \beta) = \left(\frac{X'P^kX}{N} \right)^{-1} \frac{X'P^k\varepsilon}{\sqrt{N}}.$$

By expanding

$$\frac{X'P^kX}{N} = \frac{f'f}{N} - \frac{f'(I - P^k)f}{N} + \frac{u'f + f'u}{N} + \frac{u'P^ku}{N} - \frac{u'(I - P^k)f + f'(I - P^k)u}{N} \quad (29)$$

$$\frac{X'P^k\varepsilon}{\sqrt{N}} = \frac{f'\varepsilon}{\sqrt{N}} - \frac{f'(I - P^k)\varepsilon}{\sqrt{N}} + \frac{u'P^k\varepsilon}{\sqrt{N}} \quad (30)$$

we can write

$$\sqrt{N}(\hat{\beta} - \beta) = \hat{H}^{-1}\hat{h}, \quad (31)$$

where

$$\begin{aligned} \hat{H} &= H + T_1^H + T_2^H + Z^H, \\ H &= \frac{f'f}{N}, \\ T_1^H &= -\frac{f'(I - P^k)f}{N}, \\ T_2^H &= \frac{u'f + f'u}{N}, \\ Z^H &= -\frac{u'(I - P^k)f + f'(I - P^k)u}{N} + \frac{u'P^ku}{N}, \end{aligned}$$

and

$$\begin{aligned} \hat{h} &= h + T_1^h + T_2^h \\ h &= \frac{f'\varepsilon}{\sqrt{N}}, \\ T_1^h &= -\frac{f'(I - P^k)\varepsilon}{\sqrt{N}}, \\ T_2^h &= \frac{u'P^k\varepsilon}{\sqrt{N}}. \end{aligned}$$

Based on Lemmas 1-2, we specify the convergence rate of each term. By Lemma 2(ii), $T_1^H = O_p(\Delta_k^{1/2})$. By CLT, $T_2^H = O_p(1/\sqrt{N})$. By Lemmas 2(iii)-(v),

$$Z^H = O_p\left(\frac{\Delta_k^{1/2}}{\sqrt{N}}\right) + O_p\left(\frac{k}{N}\right) = o_p\left(\frac{k^2}{N} + \Delta_k\right). \quad (32)$$

By Lemma 2(ii), $T_1^h = O_p(\Delta_k^{1/2})$. By Lemma 2(iv), $T_2^h = O_p(k/\sqrt{N})$. By WLLN, $H \xrightarrow{p} Ef_i f_i'$ and thus $H = O_p(1)$. By CLT, $h = O_p(1)$. By Assumption 1.6 and the continuous mapping theorem, $\hat{H}^{-1} = O_p(1)$. Let $T^h = T_1^h + T_2^h$ and $T^H = T_1^H + T_2^H$.

We show that

$$S(k) = H^{-1} \left[\frac{k^2}{N} \sigma_{u\varepsilon} \sigma'_{u\varepsilon} + \sigma_\varepsilon^2 e_f^k - \sigma_\varepsilon^2 \xi_f^k H^{-1} \xi_f^k \right] H^{-1}. \quad (33)$$

By Markov inequality and the trace inequality $\text{tr}(AB) \leq \text{tr}(A)\text{tr}(B)$ for positive semi-definite matrices A and B (e.g. Patel and Toda (1979)),

$$\frac{k^2}{N} H^{-1} \sigma_{u\varepsilon} \sigma'_{u\varepsilon} H^{-1} = O_p\left(\frac{k^2}{N}\right), \quad (34)$$

$$\sigma_\varepsilon^2 H^{-1} e_f^k H^{-1} = O_p(\Delta_k), \quad (35)$$

$$\sigma_\varepsilon^2 H^{-1} \xi_f^k H^{-1} \xi_f^k H^{-1} = O_p(\Delta_k). \quad (36)$$

The proof proceed by showing that $\hat{r}(k) + T(k) = o_p(\rho_{k,N})$ as $k, N \rightarrow \infty$ where $\rho_{k,N}$ is the *lower* order (the slower) between k^2/N and Δ_k .

Our expansion is a non-trivial extension of Donald and Newey (2001) and Kuersteiner and Okui (2010) because we need to specify additional terms that are supposed to be small in those papers. This is due to the fact that our P^k matrix not being idempotent. In particular, Lemma 1 of Donald and Newey (2001) cannot be applied because $\|T^H\| \cdot \|T^h\|$ is not small. In addition, Lemma A.1 of Kuersteiner and Okui (2010) cannot be applied because $\|T^H\|^2$ is not small.

We use the following expansion. Let $\hat{H} = \tilde{H} + Z^H$ and $\tilde{H} = H + T^H$. Using

$$\hat{H}^{-1} = \tilde{H}^{-1} - \hat{H}^{-1}(\hat{H} - \tilde{H})\tilde{H}^{-1} \quad (37)$$

we can write

$$\hat{H}^{-1}\hat{h} = \tilde{H}^{-1}\hat{h} + o_p(\rho_{k,N}) \quad (38)$$

because $Z^H = o_p(\rho_{k,N})$, $\hat{H}^{-1} = O_p(1)$, and $\tilde{H}^{-1} = O_p(1)$. Furthermore, using

$$\tilde{H}^{-1} = H^{-1} - \tilde{H}^{-1}(\tilde{H} - H)H^{-1}, \quad (39)$$

and that $\|T_2^H\|^2 = O_p(1/N) = o_p(\rho_{k,N})$, $\|T_1^H\| \cdot \|T_2^H\| = O_p((\Delta_k/N)^{1/2}) = o_p(\rho_{k,N})$ by Lemma 2(v), and $\|T_1^H\|^3 = O_p(\Delta_k^{3/2}) = o_p(\Delta_k)$ by Lemma 2(i), (38) can be further expanded as

$$\hat{H}^{-1}\hat{h} = H^{-1}\hat{h} - H^{-1}T^H H^{-1}\hat{h} + H^{-1}T_1^H H^{-1}T_1^H H^{-1}\hat{h} + o_p(\rho_{k,N}). \quad (40)$$

Thus,

$$\widehat{H}^{-1}\widehat{h}\widehat{h}'\widehat{H}^{-1} = H^{-1}\widehat{h}\widehat{h}'H^{-1} \quad (41)$$

$$-H^{-1}\widehat{h}\widehat{h}'H^{-1}T^{H'}H^{-1} - H^{-1}T^HH^{-1}\widehat{h}\widehat{h}'H^{-1} \quad (42)$$

$$+H^{-1}\widehat{h}\widehat{h}'H^{-1}T_1^{H'}H^{-1}T_1^{H'}H^{-1} + H^{-1}T_1^HH^{-1}T_1^HH^{-1}\widehat{h}\widehat{h}'H^{-1} \quad (43)$$

$$+H^{-1}T_1^HH^{-1}\widehat{h}\widehat{h}'H^{-1}T_1^{H'}H^{-1} \quad (44)$$

$$+o_p(\rho_{k,N}).$$

The higher-order terms in the MSE are obtained by taking the conditional expectation on both sides of the above expansion.

First, take (41). We derive the conditional expectation of $\widehat{h}\widehat{h}' = hh' + hT^{h'} + T_hh' + T^hT^{h'}$. By Lemma 2,

$$\begin{aligned} E[hh'|z] &= E\left[\frac{f'\varepsilon\varepsilon'f}{N}|z\right] = \sigma_\varepsilon^2 H, \\ E[T_1^hT_1^{h'}|z] &= \sigma_\varepsilon^2 \frac{f'(I-P^k)^2f}{N} = \sigma_\varepsilon^2 c_f^k, \\ E[T_2^hT_2^{h'}|z] &= \sigma_{u\varepsilon}\sigma'_{u\varepsilon} \frac{k^2}{N} + O_p\left(\frac{k}{N}\right) = \sigma_{u\varepsilon}\sigma'_{u\varepsilon} \frac{k^2}{N} + o_p\left(\frac{k^2}{N}\right) = \sigma_{u\varepsilon}\sigma'_{u\varepsilon} \frac{k^2}{N} + o_p(\rho_{k,N}), \\ E[hT_1^{h'}|z] &= -\sigma_\varepsilon^2 \frac{f'(I-P^k)f}{N} = -\sigma_\varepsilon^2 \xi_f^k, \\ E[hT_2^{h'}|z] &= E\left[\frac{f'\varepsilon\varepsilon'P^k u}{N}|z\right] = O_p\left(\frac{k}{N}\right) = o_p\left(\frac{k^2}{N}\right) = o_p(\rho_{k,N}), \\ E[T_1^hT_2^{h'}|z] &= -E\left[\frac{f'(I-P^k)\varepsilon\varepsilon'P^k u}{N}|z\right] = o_p\left(\sqrt{k}\frac{\Delta_k^{1/2}}{\sqrt{N}}\right) = o_p\left(\frac{k}{N} + \Delta_k\right) = o_p(\rho_{k,N}). \end{aligned} \quad (45)$$

In (45) the third equality holds by the inequality $\sqrt{xy} \leq 2^{-1}(x+y)$ with $x = k/N$ and $y = \Delta_k$. Thus, we have

$$E[\widehat{h}\widehat{h}'|z] = \sigma_\varepsilon^2 H + \sigma_\varepsilon^2 c_f^k + \sigma_{u\varepsilon}\sigma'_{u\varepsilon} \frac{k^2}{N} - 2\sigma_\varepsilon^2 \xi_f^k + o_p(\rho_{k,N}). \quad (46)$$

Next, take (42). Since $\|T_1^h\| \cdot \|T_2^H\| = o_p(\rho_{k,N})$, $\|T_2^h\| \cdot \|T_2^H\| = o_p(\rho_{k,N})$, $\|T^h\|^2 \cdot \|T^H\| = o_p(\rho_{k,N})$,

$$\begin{aligned} \widehat{h}\widehat{h}'H^{-1}T^{H'} &= hh'H^{-1}T_1^{H'} + hh'H^{-1}T_2^{H'} + hT_1^{h'}H^{-1}T_1^{H'} + hT_2^{h'}H^{-1}T_1^{H'} \\ &\quad + T_1^h h'H^{-1}T_1^{H'} + T_2^h h'H^{-1}T_1^{H'} + o_p(\rho_{k,N}). \end{aligned} \quad (47)$$

By Lemma 2,

$$\begin{aligned} E[hh'H^{-1}T_1^{H'}|z] &= -E\left[\frac{f'\varepsilon\varepsilon'f}{N}H^{-1}\xi_f^k|z\right] = -\sigma_\varepsilon^2 \xi_f^k, \\ E[hh'H^{-1}T_2^{H'}|z] &= E[hh'H^{-1}u'f/N|z] + E[hh'H^{-1}f'u/N|z] = O_p(1/N) = o_p(\rho_{k,N}), \\ E[hT_1^{h'}H^{-1}T_1^{H'}|z] &= E\left[\frac{f'\varepsilon\varepsilon'(I-P^k)f}{N}H^{-1}\xi_f^k|z\right] = \sigma_\varepsilon^2 \xi_f^k H^{-1}\xi_f^k, \end{aligned}$$

$$\begin{aligned}
E[T_1^h h' H^{-1} T_1^{H'} | z] &= E \left[\frac{f'(I - P^k) \varepsilon \varepsilon' f}{N} H^{-1} \xi_f^k | z \right] = \sigma_\varepsilon^2 \xi_f^k H^{-1} \xi_f^k, \\
E[h T_2^{h'} H^{-1} T_1^{H'} | z] &= E \left[\frac{f' \varepsilon \varepsilon' P^k u}{N} H^{-1} \xi_f^k | z \right] = O_p(\Delta_k^{1/2} k/N) = o_p(\rho_{k,N}), \\
E[T_2^h h' H^{-1} T_1^{H'} | z] &= E \left[\frac{u' P^k \varepsilon f' \varepsilon}{N} H^{-1} \xi_f^k | z \right] = o_p(\rho_{k,N}).
\end{aligned}$$

Thus,

$$E[\widehat{h} \widehat{h}' H^{-1} T^{H'} | z] = -\sigma_\varepsilon^2 \xi_f^k + 2\sigma_\varepsilon^2 \xi_f^k H^{-1} \xi_f^k + o_p(\rho_{k,N}). \quad (48)$$

By symmetry,

$$E[T^H H^{-1} \widehat{h} \widehat{h}' | z] = -\sigma_\varepsilon^2 \xi_f^k + 2\sigma_\varepsilon^2 \xi_f^k H^{-1} \xi_f^k + o_p(\rho_{k,N}). \quad (49)$$

Finally, take (43) and (44). Since $\|T_1^H\|^2 = O_p(\Delta_k)$,

$$\widehat{h} \widehat{h}' H^{-1} T_1^{H'} H^{-1} T_1^{H'} = h h' H^{-1} T_1^{H'} H^{-1} T_1^{H'} + o_p(\rho_{k,N}), \quad (50)$$

$$T_1^H H^{-1} \widehat{h} \widehat{h}' H^{-1} T_1^{H'} = T_1^H H^{-1} h h' H^{-1} T_1^{H'} + o_p(\rho_{k,N}). \quad (51)$$

Thus,

$$E[h h' H^{-1} T_1^{H'} H^{-1} T_1^{H'} | z] = E \left[\frac{f' \varepsilon \varepsilon' f}{N} H^{-1} \xi_f^k H^{-1} \xi_f^k | z \right] = \sigma_\varepsilon^2 \xi_f^k H^{-1} \xi_f^k, \quad (52)$$

$$E[T_1^H H^{-1} T_1^H H^{-1} h h' | z] = \sigma_\varepsilon^2 \xi_f^k H^{-1} \xi_f^k, \quad (53)$$

$$E[T_1^H H^{-1} h h' H^{-1} T_1^{H'} | z] = \sigma_\varepsilon^2 \xi_f^k H^{-1} \xi_f^k. \quad (54)$$

Combining the results together, we get

$$\begin{aligned}
\widehat{H}^{-1} \widehat{h} \widehat{h}' \widehat{H}^{-1} &= H^{-1} \left(\sigma_\varepsilon^2 H + \sigma_\varepsilon^2 e_f^k + \sigma_{u\varepsilon} \sigma'_{u\varepsilon} \frac{k^2}{N} - 2\sigma_\varepsilon^2 \xi_f^k + 2\sigma_\varepsilon^2 \xi_f^k \right. \\
&\quad \left. - 4\sigma_\varepsilon^2 \xi_f^k H^{-1} \xi_f^k + 3\sigma_\varepsilon^2 \xi_f^k H^{-1} \xi_f^k + o_p(\rho_{k,N}) \right) H^{-1} \\
&= H^{-1} \left(\sigma_\varepsilon^2 H + \sigma_{u\varepsilon} \sigma'_{u\varepsilon} \frac{k^2}{N} + \sigma_\varepsilon^2 e_f^k - \sigma_\varepsilon^2 \xi_f^k H^{-1} \xi_f^k \right) H^{-1} + o_p(\rho_{k,N}).
\end{aligned} \quad (55)$$

The desired result is established by noting that

$$e_f^k - \xi_f^k H^{-1} \xi_f^k = \frac{f'(I - P^k)^2 f}{N} - \frac{f'(I - P^k) f}{N} \left(\frac{f' f}{N} \right)^{-1} \frac{f'(I - P^k) f}{N} \quad (56)$$

$$= \frac{f'(I - P^k)(I - P_f)(I - P^k) f}{N} \quad (57)$$

where $P_f = f(f' f)^{-1} f'$.

Q.E.D.

A.2 Proof of Theorem 2

In the following proof, let $0 < C < \infty$ be a generic constant.

Recall that

$$\begin{aligned} S_\lambda(k) &= \lambda' H^{-1} \left[\sigma_{u\varepsilon} \sigma'_{u\varepsilon} \frac{k^2}{N} + \sigma_\varepsilon^2 \frac{f'(I - P^k)(I - P_f)(I - P^k)f}{N} \right] H^{-1} \lambda \\ &= \sigma_{\lambda\varepsilon}^2 \frac{k^2}{N} + \sigma_\varepsilon^2 \left[\lambda' H^{-1} e_f^k H^{-1} \lambda - \lambda' H^{-1} \xi_f^k H^{-1} \xi_f^k H^{-1} \lambda \right], \end{aligned}$$

where $\sigma_{\lambda\varepsilon} = \lambda' H^{-1} \sigma_{u\varepsilon}$. The feasible criterion is obtained by replacing the unknown population quantities $\sigma_{\lambda\varepsilon}$, σ_ε , λ , and f with their sample counterparts, which come from the preliminary estimates. Note that these preliminary estimators do not depend on k . Then, we can rewrite $\hat{S}_\lambda(k)$ as

$$\hat{S}_\lambda(k) = \tilde{\sigma}_{\lambda\varepsilon}^2 \frac{k^2}{N} + \tilde{\sigma}_\varepsilon^2 \left[\tilde{\lambda}' \tilde{H}^{-1} \tilde{e}_f^k \tilde{H}^{-1} \tilde{\lambda} - \tilde{\lambda}' \tilde{H}^{-1} \tilde{\xi}_f^k \tilde{H}^{-1} \tilde{\xi}_f^k \tilde{H}^{-1} \tilde{\lambda} \right]$$

where

$$\begin{aligned} \tilde{e}_f^k &= \frac{X'(I - P^k)^2 X}{N} + \tilde{\Sigma}_u \left(\frac{2k - \text{tr}((P^k)^2)}{N} \right), \\ \tilde{\xi}_f^k &= \frac{X'(I - P^k) X}{N} + \tilde{\Sigma}_u \frac{k}{N} - \tilde{\Sigma}_u, \\ \tilde{\sigma}_{\lambda\varepsilon}^2 &= (\tilde{\lambda}' \tilde{H}^{-1} \tilde{\sigma}_{u\varepsilon})^2, \\ \tilde{\Sigma}_u &= \frac{\tilde{u}' \tilde{u}}{N}. \end{aligned}$$

Note that if we use the above expression, an additional term $\tilde{\lambda}' \tilde{H}^{-1} \tilde{\Sigma}_u \tilde{H}^{-1} \tilde{\Sigma}_u \tilde{H}^{-1} \tilde{\lambda}$ will be added to $\hat{S}_\lambda(k)$ defined in the main text. However, the additional term does not depend on k and is irrelevant to get \hat{k} . By Lemma A.9 in Donald and Newey (2001), it suffices to show

$$\sup_{k \in \mathcal{K}_N} \frac{|\hat{S}_\lambda(k) - S_\lambda(k)|}{S_\lambda(k)} \xrightarrow{p} 0. \quad (58)$$

We first define

$$\begin{aligned} V_f^k &= \lambda' H^{-1} e_f^k H^{-1} \lambda - \lambda' H^{-1} \xi_f^k H^{-1} \xi_f^k H^{-1} \lambda, \\ \tilde{V}_f^k &= \tilde{\lambda}' \tilde{H}^{-1} \tilde{e}_f^k \tilde{H}^{-1} \tilde{\lambda} - \tilde{\lambda}' \tilde{H}^{-1} \tilde{\xi}_f^k \tilde{H}^{-1} \tilde{\xi}_f^k \tilde{H}^{-1} \tilde{\lambda}, \end{aligned}$$

and rewrite the LHS of (58) as

$$\frac{|\hat{S}_\lambda(k) - S_\lambda(k)|}{S_\lambda(k)} = \frac{|(\tilde{\sigma}_{\lambda\varepsilon}^2 - \sigma_{\lambda\varepsilon}^2)k^2/N + (\tilde{\sigma}_\varepsilon^2 - \sigma_\varepsilon^2)V_f^k + \tilde{\sigma}_\varepsilon^2(\tilde{V}_f^k - V_f^k)|}{S_\lambda(k)}$$

$$\leq |\tilde{\sigma}_{\lambda\varepsilon}^2 - \sigma_{\lambda\varepsilon}^2| \frac{k^2/N}{S_\lambda(k)} + |\tilde{\sigma}_\varepsilon^2 - \sigma_\varepsilon^2| \frac{|V_f(k)|}{S_\lambda(k)} + \tilde{\sigma}_\varepsilon^2 \frac{|\tilde{V}_f^k - V_f^k|}{S_\lambda(k)}. \quad (59)$$

Since $\sigma_{\lambda\varepsilon} \neq 0$ and $\sigma_\varepsilon^2 \neq 0$, it holds that

$$\frac{k^2/N}{S_\lambda(k)} = O_p(1) \quad \text{and} \quad \frac{|V_f(k)|}{S_\lambda(k)} = O_p(1)$$

uniformly over all k . Thus, consistency of $\tilde{\sigma}_{\lambda\varepsilon}^2$ and $\tilde{\sigma}_\varepsilon^2$ implies that the first two terms in (59) are $o_p(1)$ uniformly over k .

Let $\mathcal{K}_N = \{1, \dots, K(N)\}$. Since $\tilde{\sigma}_\varepsilon^2 = O_p(1)$ by Assumption 3, it remains to show that

$$\sup_{k \in \mathcal{K}_N} \frac{|\tilde{V}_f^k - V_f^k|}{S_\lambda(k)} \xrightarrow{p} 0. \quad (60)$$

By the triangle inequality

$$\frac{|\tilde{V}_f^k - V_f^k|}{S_\lambda(k)} \leq \frac{|\tilde{\lambda}' \tilde{H}^{-1} \tilde{e}_f^k \tilde{H}^{-1} \tilde{\lambda} - \lambda' H^{-1} e_f^k H^{-1} \lambda|}{S_\lambda(k)} \quad (61)$$

$$+ \frac{|\tilde{\lambda}' \tilde{H}^{-1} \tilde{\xi}_f^k \tilde{H}^{-1} \tilde{\xi}_f^k \tilde{H}^{-1} \tilde{\lambda} - \lambda' H^{-1} \xi_f^k H^{-1} \xi_f^k H^{-1} \lambda|}{S_\lambda(k)}. \quad (62)$$

We first show the uniform convergence of the RHS of (61). Expanding $\tilde{\lambda}' \tilde{H}^{-1} \tilde{e}_f^k \tilde{H}^{-1} \tilde{\lambda}$ and applying the triangle inequality, we get

$$\begin{aligned} & \left| \tilde{\lambda}' \tilde{H}^{-1} \tilde{e}_f^k \tilde{H}^{-1} \tilde{\lambda} - \lambda' H^{-1} e_f^k H^{-1} \lambda \right| \\ & \leq \left| \lambda' H^{-1} e_f^k (\tilde{H}^{-1} \tilde{\lambda} - H^{-1} \lambda) \right| + \left| \lambda' H^{-1} (\tilde{e}_f^k - e_f^k) H^{-1} \lambda \right| + \left| \lambda' H^{-1} (\tilde{e}_f^k - e_f^k) (\tilde{H}^{-1} \tilde{\lambda} - H^{-1} \lambda) \right| \\ & \quad + \left| (\tilde{\lambda}' \tilde{H}^{-1} - \lambda' H^{-1}) e_f^k H^{-1} \lambda \right| + \left| (\tilde{\lambda}' \tilde{H}^{-1} - \lambda' H^{-1}) e_f^k (\tilde{H}^{-1} \tilde{\lambda} - H^{-1} \lambda) \right| \\ & \quad + \left| (\tilde{\lambda}' \tilde{H}^{-1} - \lambda' H^{-1}) (\tilde{e}_f^k - e_f^k) H^{-1} \lambda \right| + \left| (\tilde{\lambda}' \tilde{H}^{-1} - \lambda' H^{-1}) (\tilde{e}_f^k - e_f^k) (\tilde{H}^{-1} \tilde{\lambda} - H^{-1} \lambda) \right|. \end{aligned}$$

Since $\|\lambda' H^{-1}\| = O_p(1)$, $\|\tilde{\lambda}' \tilde{H}^{-1} - \lambda' H^{-1}\| = o_p(1)$, and $\|e_f^k\|/S_\lambda(k) = O_p(1)$ uniformly over k , it is enough to show that

$$\sup_{k \in \mathcal{K}_N} \frac{\|\tilde{e}_f^k - e_f^k\|}{S_\lambda(k)} = o_p(1)$$

for the uniform convergence of the RHS of (61). Since the dimension of e_f^k is fixed, we abuse notation and use $\tilde{e}_f^k - e_f^k$ for the maximum element of the $d \times d$ matrix. Let $\check{e}_f^k := \tilde{e}_f^k - N^{-1}u'u$. Since $N^{-1}u'u$ does not depend on k , we can prove the uniform convergence for \check{e}_f^k instead of \tilde{e}_f^k .

Recentring each term and applying the triangle inequality, we have

$$\begin{aligned}
\frac{|\check{e}_f^k - e_f^k|}{S_\lambda(k)} &\leq \frac{2|f'(I - P^k)^2 u|}{NS_\lambda(k)} + \frac{2|u'P^k u - \Sigma_u k|}{NS_\lambda(k)} + \frac{|u'(P^k)^2 u - \Sigma_u \text{tr}((P^k)^2)|}{NS_\lambda(k)} \\
&\quad + (\tilde{\Sigma}_u - \Sigma_u) \left(\frac{-2N^{-1}k + N^{-1}\text{tr}((P^k)^2)}{S_\lambda(k)} \right) \\
&\equiv \text{I.1} + \text{I.2} + \text{I.3} + \text{I.4}.
\end{aligned}$$

We show that terms I.1–I.4 converge to zero in probability uniformly over k .

We first look at I.1. Given any $\delta > 0$, it holds almost surely for z that

$$\begin{aligned}
\Pr \left(\sup_{k \in \mathcal{K}_N} \frac{|f'(I - P^k)^2 u|}{NS_\lambda(k)} > \delta |z \right) &\leq \sum_{k=1}^{K(N)} \frac{E \left[|f'(I - P^k)^2 u|^2 |z \right]}{\delta^2 (NS_\lambda(k))^2} \\
&\leq \frac{C}{\delta^2} \sum_{k=1}^{K(N)} \frac{f'(I - P^k)^4 f}{(NS_\lambda(k))^2} \\
&\leq \frac{C}{\delta^2} \sum_{k=1}^{K(N)} \frac{(NS_\lambda(k))}{(NS_\lambda(k))^2} \\
&= \frac{C}{\delta^2} \sum_{k=1}^{K(N)} (NS_\lambda(k))^{-1} \xrightarrow{p} 0.
\end{aligned}$$

The first inequality holds by the Markov inequality and the second inequality holds by Theorem 2 (7) in Whittle (1960). The third inequality holds by Lemma 4 and from the definition of $S_\lambda(k)$. The final main-convergence result comes from Assumption 3.

We next take our attention to I.2. It holds almost surely for z that

$$\begin{aligned}
\Pr \left(\sum_{k \in \mathcal{K}_N} \frac{|u'P^k u - \Sigma_u k|}{NS_\lambda(k)} > \delta |z \right) &\leq \sum_{k=1}^{K(N)} \frac{E [|u'P^k u - \Sigma_u \text{tr}(P^k)|^2 |z]}{\delta^2 (NS_\lambda(k))^2} \\
&\leq \frac{C}{\delta^2} \sum_{k=1}^{K(N)} \frac{\text{tr}((P^k)^2)}{(NS_\lambda(k))^2} \\
&\leq \frac{C}{\delta^2} \sum_{k=1}^{K(N)} \frac{NS_\lambda(k)}{(NS_\lambda(k))^2} \\
&= \frac{C}{\delta^2} \sum_{k=1}^{K(N)} (NS_\lambda(k))^{-1} \xrightarrow{p} 0.
\end{aligned}$$

The first and the second inequalities hold by the Markov inequality and by Theorem 2 (8) in Whittle (1960), respectively. Third third holds by Lemma 1 (ii) and the definition of $S_\lambda(k)$.

Similarly, we can show the uniform convergence of I.3 as follows:

$$\begin{aligned}
\Pr \left(\sup_{k \in \mathcal{K}_N} \frac{|u'(P^k)^2 u - \Sigma_u \text{tr}((P^k)^2)|}{NS_\lambda(k)} > \delta |z \right) &\leq \sum_{k=1}^{K(N)} \frac{E [|u'(P^k)^2 u - \Sigma_u \text{tr}((P^k)^2)|^2 |z]}{\delta^2 (NS_\lambda(k))^2} \\
&\leq \frac{C}{\delta^2} \sum_{k=1}^{K(N)} \frac{\text{tr}((P^k)^4)}{(NS_\lambda(k))^2} \\
&\leq \frac{C}{\delta^2} \sum_{k=1}^{K(N)} \frac{NS_\lambda(k)}{(NS_\lambda(k))^2} \\
&= \frac{C}{\delta^2} \sum_{k=1}^{K(N)} (NS_\lambda(k))^{-1} \xrightarrow{p} 0.
\end{aligned}$$

The third inequality holds by Lemma 1 (ii)–(iii) and the definition of $S_\lambda(k)$.

The uniform convergence of I.4 immediately follow from $(-2N^{-1}k + N^{-1}\text{tr}((P^k)^2))/S_\lambda(k) = O_p(1)$ uniformly over k and $\tilde{\Sigma}_u - \Sigma_u = o_p(1)$.

We now show the uniform convergence of (62). For the same arguments above, it is enough to show that

$$\sup_{k \in \mathcal{K}_N} \frac{|\tilde{\xi}_f^k \tilde{H}^{-1} \tilde{\xi}_f^k - \xi_f^k H^{-1} \xi_f^k|}{S_\lambda(k)} = o_p(1). \quad (63)$$

We expand $\tilde{\xi}_f^k \tilde{H}^{-1} \tilde{\xi}_f^k$ and apply the triangular inequality to get

$$\begin{aligned}
&\left| \tilde{\xi}_f^k \tilde{H}^{-1} \tilde{\xi}_f^k - \xi_f^k H^{-1} \xi_f^k \right| \\
&\leq \left| \xi_f^k H^{-1} (\tilde{\xi}_f^k - \xi_f^k) \right| + \left| \xi_f^k (\tilde{H}^{-1} - H^{-1}) \xi_f^k \right| + \left| \xi_f^k (\tilde{H}^{-1} - H^{-1}) (\tilde{\xi}_f^k - \xi_f^k) \right| \\
&\quad + \left| (\tilde{\xi}_f^k - \xi_f^k) H^{-1} \xi_f^k \right| + \left| (\tilde{\xi}_f^k - \xi_f^k) H^{-1} (\tilde{\xi}_f^k - \xi_f^k) \right| \\
&\quad + \left| (\tilde{\xi}_f^k - \xi_f^k) (\tilde{H}^{-1} - H^{-1}) \xi_f^k \right| + \left| (\tilde{\xi}_f^k - \xi_f^k) (\tilde{H}^{-1} - H^{-1}) (\tilde{\xi}_f^k - \xi_f^k) \right|.
\end{aligned}$$

Note again that $\|H^{-1}\| = O_p(1)$, $\|\tilde{H}^{-1} - H^{-1}\| = o_p(1)$, and $\xi_f^k/\sqrt{S_\lambda(k)} = O_p(1)$ uniformly over k . Therefore, the uniform convergence in (63) is implied by

$$\sup_{k \in \mathcal{K}_N} \frac{|\tilde{\xi}_f^k - \xi_f^k|}{\sqrt{S_\lambda(k)}} = o_p(1). \quad (64)$$

Recentering each term and applying the triangle inequality, we have

$$\begin{aligned}
\frac{|\tilde{\xi}_f^k - \xi_f^k|}{\sqrt{S_\lambda(k)}} &= \frac{2|f'(I - P^k)u|}{N\sqrt{S_\lambda(k)}} + \frac{|N^{-1}u'u - \Sigma_u|}{\sqrt{S_\lambda(k)}} + \frac{|u'P^k u - \Sigma_u k|}{N\sqrt{S_\lambda(k)}} + \frac{|\tilde{\Sigma}_u - \Sigma_u|}{\sqrt{S_\lambda(k)}} + |\tilde{\Sigma}_u - \Sigma_u| \frac{k/N}{\sqrt{S_\lambda(k)}} \\
&\equiv \text{II.1} + \text{II.2} + \text{II.3} + \text{II.4} + \text{II.5}
\end{aligned}$$

We first show the uniform convergence of II.1:

$$\begin{aligned}
\Pr \left(\sup_{k \in \mathcal{K}_N} \frac{|f'(I - P^k)u|}{N\sqrt{S_\lambda(k)}} > \delta |z| \right) &\leq \sum_{k=1}^{K(N)} \frac{E \left[|f'(I - P^k)u|^2 |z| \right]}{\delta^2 N^2 S_\lambda(k)} \\
&\leq \frac{C}{\delta^2} \sum_{k=1}^{K(N)} \frac{f'(I - P^k)^2 f}{N^2 S_\lambda(k)} \\
&\leq \frac{C}{\delta^2} \sum_{k=1}^{K(N)} \frac{N S_\lambda(k)}{N^2 S_\lambda(k)} \\
&\leq \frac{C}{\delta^2} \sum_{k=1}^{K(N)} \frac{1}{N} \rightarrow 0.
\end{aligned}$$

The same arguments above apply to the first four inequalities. The final convergence holds from $K(N)^2/N \rightarrow 0$.

We next show the uniform convergence of II.2:

$$\begin{aligned}
\sup_{k \in \mathcal{K}_N} \frac{|N^{-1}u'u - \Sigma_u|}{\sqrt{S_\lambda(k)}} &\leq \sup_{k \in \mathcal{K}_N} \frac{1}{\sqrt{S_\lambda(k)}} O_p \left(\frac{1}{\sqrt{N}} \right) \\
&\leq \sup_{k \in \mathcal{K}_N} \frac{1}{\sqrt{N S_\lambda(k)}} O_p(1) \xrightarrow{p} 0,
\end{aligned}$$

where the first inequality holds from the central limit theorem and the second inequality holds from Assumption 3 (ii), $\sum_{k=1}^{K(N)} (N S_\lambda(k))^{-1} \rightarrow 0$.

We next show the uniform convergence of II.3, which holds by the Markov inequality and the Whittle inequality:

$$\begin{aligned}
\Pr \left(\sup_{k \in \mathcal{K}_N} \frac{|u' P^k u - \Sigma_u \text{tr}(P^k)|}{N\sqrt{S_\lambda(k)}} > \delta |z| \right) &\leq \sum_{k=1}^{K(N)} \frac{E \left[|u' P^k u - \Sigma_u \text{tr}(P^k)|^2 |z| \right]}{\delta^2 N^2 S_\lambda(k)} \\
&\leq \frac{C}{\delta^2} \sum_{k=1}^{K(N)} \frac{\text{tr}((P^k)^2)}{N^2 S_\lambda(k)} \\
&\leq \frac{C}{\delta^2} \sum_{k=1}^{K(N)} \frac{N S_\lambda(k)}{N^2 S_\lambda(k)} \\
&= \frac{C}{\delta^2} \sum_{k=1}^{K(N)} \frac{1}{N} \rightarrow 0.
\end{aligned}$$

We next show the uniform convergence of II.4:

$$\sup_{k \in \mathcal{K}_N} \frac{|\tilde{\Sigma}_u - \Sigma_u|}{\sqrt{S_\lambda(k)}} = \sup_{k \in \mathcal{K}_N} \frac{O_p(N^{-1/2+\phi} S_\lambda(k)^\phi)}{\sqrt{S_\lambda(k)}}$$

$$\begin{aligned}
&= \sup_{k \in \mathcal{K}_N} \frac{(NS_\lambda(k))^\phi}{\sqrt{NS_\lambda(k)}} \cdot O_p(1) \\
&= \sup_{k \in \mathcal{K}_N} (NS_\lambda(k))^{\phi - \frac{1}{2}} \cdot O_p(1) \xrightarrow{p} 0
\end{aligned}$$

main-The first equality holds from Assumption 3 (iii). The final convergence is implied from main-Assumption 3 (ii) and from $\phi \in (0, 1/2)$.

The uniform convergence of II.5 follows from $|\tilde{\Sigma}_u - \Sigma_u| = o_p(1)$ and $(k/N)/\sqrt{S_\lambda(k)} = O_p(1)$ uniformly over k . Q.E.D.

A.3 Proof of Theorem 3

Let $\hat{e}_f^k = f'(I - \hat{P}^k)^2 f/N$, $\hat{\xi}_f^k = f'(I - \hat{P}^k)f/N$, and $\hat{\Delta}_k = \text{tr}(\hat{e}_f^k)$. Decompose

$$\begin{aligned}
\frac{f'(I - P^k)f}{N} &= \frac{M_1}{M} \frac{f'(I - \hat{P}^k)f}{N} + \frac{M_2}{M} \frac{f'(I - \tilde{P}^k)f}{N} \\
&= \frac{M_1}{M} \frac{f'(I - \hat{P}^k)f}{N} + \frac{M_2}{M} \frac{f'f}{N} - \frac{M_2}{M} \frac{f'\tilde{P}^k f}{N}
\end{aligned}$$

and similarly

$$\begin{aligned}
\frac{f'(I - P^k)u}{N} &= \frac{M_1}{M} \frac{f'(I - \hat{P}^k)u}{N} + \frac{M_2}{M} \frac{f'u}{N} - \frac{M_2}{M} \frac{f'\tilde{P}^k u}{N}, \\
\frac{f'(I - P^k)\varepsilon}{\sqrt{N}} &= \frac{M_1}{M} \frac{f'(I - \hat{P}^k)\varepsilon}{\sqrt{N}} + \frac{M_2}{M} \frac{f'\varepsilon}{\sqrt{N}} - \frac{M_2}{M} \frac{f'\tilde{P}^k \varepsilon}{\sqrt{N}}.
\end{aligned}$$

Now the expansion (29) and (30) can be further written as

$$\begin{aligned}
\frac{X'P^kX}{N} &= \frac{f'f}{N} - \frac{f'(I - P^k)f}{N} + \frac{u'f + f'u}{N} + \frac{u'P^k u}{N} - \frac{u'(I - P^k)f + f'(I - P^k)u}{N} \\
&= \frac{M_1}{M} \left(\frac{f'f}{N} - \frac{f'(I - \hat{P}^k)f}{N} + \frac{u'f + f'u}{N} + \frac{M}{M_1} \frac{u'P^k u}{N} \right. \\
&\quad \left. - \frac{u'(I - \hat{P}^k)f + f'(I - \hat{P}^k)u}{N} + \frac{M_2}{M_1} \frac{f'\tilde{P}^k f + f'\tilde{P}^k u + u'\tilde{P}^k f}{N} \right)
\end{aligned}$$

and

$$\begin{aligned}
\frac{X'P^k\varepsilon}{\sqrt{N}} &= \frac{f'\varepsilon}{\sqrt{N}} - \frac{f'(I - P^k)\varepsilon}{\sqrt{N}} + \frac{u'P^k\varepsilon}{\sqrt{N}} \\
&= \frac{M_1}{M} \left(\frac{f'\varepsilon}{\sqrt{N}} - \frac{f'(I - \hat{P}^k)\varepsilon}{\sqrt{N}} + \frac{M}{M_1} \frac{u'P^k\varepsilon}{\sqrt{N}} + \frac{M_2}{M_1} \frac{f'\tilde{P}^k \varepsilon}{\sqrt{N}} \right).
\end{aligned}$$

Therefore,

$$\sqrt{N}(\hat{\beta} - \beta_0) = \left(\frac{X'P^kX}{N} \right)^{-1} \frac{X'P^k\varepsilon}{\sqrt{N}} = \hat{H}^{-1}\hat{h},$$

where

$$\begin{aligned}
\widehat{H} &= H + T_1^H + T_2^H + Z^H, \\
H &= \frac{f'f}{N}, \\
T_1^H &= -\frac{f'(I - \widehat{P}^k)f}{N}, \\
T_2^H &= \frac{u'f + f'u}{N}, \\
Z^H &= -\frac{u'(I - \widehat{P}^k)f + f'(I - \widehat{P}^k)u}{N} + \frac{M}{M_1} \frac{u'P^k u}{N} + \frac{M_2}{M_1} \frac{f'\widetilde{P}^k f + f'\widetilde{P}^k u + u'\widetilde{P}^k f}{N},
\end{aligned}$$

and

$$\begin{aligned}
\widehat{h} &= h + T_1^h + T_2^h + T_3^h, \\
h &= \frac{f'\varepsilon}{\sqrt{N}}, \\
T_1^h &= -\frac{f'(I - \widehat{P}^k)\varepsilon}{\sqrt{N}}, \\
T_2^h &= \frac{M}{M_1} \frac{u'P^k \varepsilon}{\sqrt{N}}, \\
T_3^h &= \frac{M_2}{M_1} \frac{f'\widetilde{P}^k \varepsilon}{\sqrt{N}}.
\end{aligned}$$

These expansions simplifies to those in the proof of Theorem 1 when all the instruments are strong so that $M_2 = 0$ and $M = M_1$. Since $0 < M_1/M \leq 1$ for all k and K and no restriction is imposed on the growth rate of M_2 and M_1 except for $M_2/M_1 \rightarrow (1 - C)/C$, we treat M/M_1 and M_2/M_1 as constants in the remainder of the proof.

We first specify the convergence rate of each term. First, Lemma 1 holds with \widehat{P}^k and \widetilde{P}^k because we do not use the instrument strength in the proof at all. Second, Lemma 2 holds with \widehat{P}^k , $\widehat{\Delta}_k$, and $\widehat{\xi}_f^k$ because \widehat{P}^k is the average of projection matrices consist of strong instruments, which is assumed for P^k in Lemma 2. Thus, the convergence rates of T_1^H , T_2^H , T_1^h , and T_2^h are the same with those in the proof of Theorem 1. As is similar to the proof of Theorem 1, let $\rho_{k,N}$ be the lower (slower) order between k^2/N and $\widehat{\Delta}_k$ so that the higher order terms can be conveniently written as $o_p(\rho_{k,N})$. Precisely speaking, $\rho_{k,N}$ may be different from that defined in the proof of Theorem 1 because $\Delta_k \neq \widehat{\Delta}_k$. Nevertheless, for the sake of simplicity we use the same notation.

The convergence rates of Z^H and T_3^h can be found by Lemma 3 (i), which proves the convergence rate of $f'\widetilde{P}^k f$, $f'\widetilde{P}^k u$, and $f'\widetilde{P}^k \varepsilon$. Combined with Lemmas 2 (iii)-(v),

$$Z^H = O_p\left(\frac{\widehat{\Delta}_k^{1/2}}{\sqrt{N}}\right) + O_p\left(\frac{k}{N}\right) + O_p\left(\frac{k}{N}\right) = o_p(\rho_{k,N}). \quad (65)$$

Thus, the expansion arguments (37)-(44) hold with $\widehat{\rho}_{k,N}$. It is sufficient to derive the conditional

expectations of (41)-(44) with $T^h = T_1^h + T_2^h + T_3^h$ where $T_1^h = O_p(\hat{\Delta}_k^{1/2})$, $T_2^h = O_p(k/\sqrt{N})$, and $T_3^h = O_p(k/\sqrt{N})$.

Now it is sufficient to derive the conditional expectations of (41)-(44) with $T^h = T_1^h + T_2^h + T_3^h$. This can be done by checking the convergence rate of terms including T_3^h and multiplying M/M_1 to those terms with T_2^h whenever it appears in the formula. First take (41). By Lemma 3, the terms that include T_3^h are

$$E[hT_3^{h'}|z] = \frac{M_2}{M_1} E \left[\frac{f' \varepsilon \varepsilon' \tilde{P}^k f}{N} | z \right] = \sigma_\varepsilon^2 \frac{M_2}{M_1} O_p \left(\frac{k}{N} \right) = o_p(\rho_{k,N}), \quad (66)$$

$$E[T_1^h T_3^{h'}|z] = -\frac{M_2}{M_1} E \left[\frac{f'(I - \hat{P}^k) \varepsilon \varepsilon' \tilde{P}^k f}{N} | z \right] = -\sigma_\varepsilon^2 \frac{M_2}{M_1} \frac{f'(I - \hat{P}^k) \tilde{P}^k f}{N} = o_p(\rho_{k,N}), \quad (67)$$

$$E[T_2^h T_3^{h'}|z] = \frac{MM_2}{M_1^2} E \left[\frac{u' P^k \varepsilon \varepsilon' \tilde{P}^k f}{N} | z \right] = \frac{MM_2}{M_1^2} o_p \left(\frac{k}{N} \right) = o_p(\rho_{k,N}), \quad (68)$$

$$E[T_3^h T_3^{h'}|z] = \left(\frac{M_2}{M_1} \right)^2 E \left[\frac{f' \tilde{P}^k \varepsilon \varepsilon' \tilde{P}^k f}{N} | z \right] = \sigma_\varepsilon^2 \left(\frac{M_2}{M_1} \right)^2 \frac{f' \tilde{P}^k \tilde{P}^k f}{N} = o_p(\rho_{k,N}), \quad (69)$$

where (67) holds by the inequality $\sqrt{xy} \leq 2^{-1}(x+y)$ and

$$O_p \left(\hat{\Delta}_k^{1/2} \sqrt{\frac{k}{N}} \right) = O_p \left(\hat{\Delta}_k^{1/2} \sqrt{\frac{k^2}{N}} \right) \frac{1}{\sqrt{k}} \leq O_p \left(\hat{\Delta}_k + \frac{k^2}{N} \right) o(1) = o_p(\rho_{k,N}). \quad (70)$$

These terms are added to the right-hand side of (46). Thus, we have

$$E[\widehat{h}\widehat{h}'|z] = \sigma_\varepsilon^2 H + \sigma_\varepsilon^2 \widehat{e}_f^k + \left(\frac{M}{M_1} \right)^2 \sigma_{u\varepsilon} \sigma'_{u\varepsilon} \frac{k^2}{N} - 2\sigma_\varepsilon^2 \widehat{\xi}_f^k + o_p(\rho_{k,N}). \quad (71)$$

Next take (42). Since $\|T_3^h\| \cdot \|T_2^{H'}\| = o_p(\rho_{k,N})$ and $\|T^h\|^2 \cdot \|T^{H'}\| = o_p(\rho_{k,N})$, (47) becomes

$$\begin{aligned} \widehat{h}\widehat{h}' H^{-1} T^{H'} &= h h' H^{-1} T_1^{H'} + h h' H^{-1} T_2^{H'} + h T_1^{h'} H^{-1} T_1^{H'} + h T_2^{h'} H^{-1} T_1^{H'} + h T_3^{h'} H^{-1} T_1^{H'} \\ &\quad + T_1^h h' H^{-1} T_1^{H'} + T_2^h h' H^{-1} T_1^{H'} + T_3^h h' H^{-1} T_1^{H'} + o_p(\rho_{k,N}). \end{aligned} \quad (72)$$

The term that contains T_3^h is

$$E[h T_3^{h'} H^{-1} T_1^{H'} | z] = -\frac{M_2}{M_1} E \left[\frac{f' \varepsilon \varepsilon' \tilde{P}^k f}{N} H^{-1} \widehat{\xi}_f^k | z \right] = -\frac{M_2}{M_1} \sigma_\varepsilon^2 O_p \left(\frac{k}{N} \hat{\Delta}_k^{1/2} \right) = o_p(\rho_{k,N}).$$

Thus, by symmetry

$$E[\widehat{h}\widehat{h}' H^{-1} T^{H'} | z] = -\sigma_\varepsilon^2 \widehat{\xi}_f^k + 2\sigma_\varepsilon^2 \widehat{\xi}_f^k H^{-1} \widehat{\xi}_f^k + o_p(\rho_{k,N}) \quad (73)$$

$$= E[T^{H'} H^{-1} \widehat{h}\widehat{h}' | z]. \quad (74)$$

The remaining terms of (43) and (44) are identical to those in the proof of Theorem 1.

Combining the results together, we find that the addition of T_3^h does not change the formula except for those terms with T_2^h where M/M_1 is multiplied. Thus,

$$\widehat{H}^{-1}\widehat{h}\widehat{h}'\widehat{H}^{-1} = H^{-1}\left(\sigma_\varepsilon^2 H + \left(\frac{M}{M_1}\right)^2 \sigma_{u\varepsilon}\sigma'_{u\varepsilon} \frac{k^2}{N} + \sigma_\varepsilon^2 \widehat{e}_f^k - \sigma_\varepsilon^2 \widehat{\xi}_f^k H^{-1} \widehat{\xi}_f^k\right) H^{-1} + o_p(\rho_{k,N}).$$

This proves Theorem 3.

Q.E.D.

A.4 Lemmas

Lemma 1. *Under Assumption 1, the followings hold for all $k \geq d$.*

- (i) $\text{tr}(P^k) = k$,
- (ii) $\text{tr}((P^k)^2) \leq k$,
- (iii) $\text{tr}((P^k)^{s+1}) \leq \text{tr}((P^k)^s)$ for all positive integer s ,
- (iv) $\sum_i (P_{ii}^k)^2 = o_p(k)$,
- (v) $\sum_{i \neq j} P_{ii}^k P_{jj}^k = k^2 + o_p(k)$,
- (vi) $\sum_{i \neq j} P_{ij}^k P_{ij}^k = \text{tr}((P^k)^2) + o_p(k) = O_p(k)$,

Proof of Lemma 1: (i)

$$\text{tr}(P^k) = \text{tr}\left(\frac{1}{M} \sum_{m=1}^M P_m^k\right) = \frac{1}{M} \sum_{m=1}^M \text{tr}(P_m^k) = k.$$

(ii) Since P_m^k is positive semidefinite, so are P^k and $I - P^k$. From

$$\text{tr}(P^k) - \text{tr}((P^k)^2) = \text{tr}(P^k(I - P^k)) \geq 0,$$

it follows that $\text{tr}((P^k)^2) \leq k$.

(iii) Since $(P^k)^s$ is symmetric, $(P^k)^s$ is positive semidefinite. Thus,

$$\text{tr}((P^k)^s) - \text{tr}((P^k)^{s+1}) = \text{tr}((P^k)^s(I - P^k)) \geq 0.$$

(iv)

$$\sum_i \left(P_{ii}^k\right)^2 \leq \max_i P_{ii}^k \cdot \sum_i P_{ii}^k = \max_i P_{ii}^k \cdot \text{tr}(P^k) = k \max_i P_{ii}^k = o_p(k)$$

by Lemma 1 (i) and Assumption 1 (viii).

(v) By Lemma 1 (i) and Lemma 1 (iv),

$$\sum_{i \neq j} P_{ii}^k P_{jj}^k = \sum_i P_{ii}^k \sum_j P_{jj}^k - \sum_i \left(P_{ii}^k\right)^2 = k^2 + o_p(k).$$

(vi) By Lemma 1 (iii) and symmetry of P^k ,

$$\sum_{i \neq j} P_{ij}^k P_{ij}^k = \sum_i \sum_j P_{ij}^k P_{ij}^k - \sum_i \left(P_{ii}^k\right)^2 = \text{tr}((P^k)^2) + o_p(k) = O_p(k).$$

The last equality comes from Lemma 1 (ii).

Q.E.D.

Lemma 2. *Under Assumptions 1 and 2, the followings hold for all $k \geq d$.*

- (i) $\Delta_k = o_p(1)$,
- (ii) $\xi_f^k = O_p(\Delta_k^{1/2})$,
- (iii) $f'(I - P^k)\varepsilon/\sqrt{N} = O_p(\Delta_k^{1/2})$ and $f'(I - P^k)u/N = O_p(\Delta_k^{1/2}/\sqrt{N})$,
- (iv) $u'P^k\varepsilon = O_p(k)$ and $u'P^k u = O_p(k)$,
- (v) $\Delta_k^{1/2}/\sqrt{N} = o_p(k/N + \Delta_k)$,
- (vi) $E[u'P^k\varepsilon\varepsilon'P^k u|z] = \sigma_{u\varepsilon}\sigma'_{u\varepsilon}k^2 + O_p(k)$,
- (vii) $E[f'\varepsilon\varepsilon'P^k u|z] = \sum_i^N f_i P_{ii}^k E[\varepsilon_i^2 u'_i|z_i] = O_p(k)$,
- (viii) $E[f'(I - P^k)\varepsilon\varepsilon'P^k u/N|z] = o_p\left(\Delta_k^{1/2}\sqrt{k}/\sqrt{N}\right)$,
- (ix) $E[hh'H^{-1}u'f|z] = \sum_{i=1}^N f_i f'_i H^{-1} E[\varepsilon_i^2 u_i|z_i] f'_i / N^2 = O_p(1/N)$.

Proof of Lemma 2: (i) By the matrix version of the Cauchy-Schwarz inequality (Corollary 9.3.9. of Bernstein (2009)) and Jensen's inequality,

$$\begin{aligned} \text{tr}\left(\frac{f'(I - P^k)^2 f}{N}\right) &= \frac{1}{M^2} \sum_{m=1}^M \sum_{l=1}^M \text{tr}\left(\frac{f'(I - P_m^k)(I - P_l^k)f}{N}\right) \\ &\leq \frac{1}{M} \sum_{m=1}^M \sqrt{\text{tr}\left(\frac{f'(I - P_m^k)f}{N}\right)} \frac{1}{M} \sum_{l=1}^M \sqrt{\text{tr}\left(\frac{f'(I - P_l^k)f}{N}\right)} \\ &\leq \text{tr}\left(\frac{f'(I - P^k)f}{N}\right). \end{aligned}$$

Since $\Delta_k \geq 0$, it suffices to show

$$\text{tr} \left(\frac{f'(I - P^k)f}{N} \right) = o_p(1). \quad (75)$$

Using $(I - P_m^k)Z_m^k \Pi_m^k = 0$ and the fact that P_m^k and $I - P_m^k$ are positive semi-definite,

$$\begin{aligned} E \left[\text{tr} \left(\frac{f'(I - P^k)f}{N} \right) \right] &= \frac{1}{MN} \sum_{m=1}^M E \left[\text{tr} \left(f'(I - P_m^k)f \right) \right] \\ &= \frac{1}{MN} \sum_{m=1}^M E \left[\text{tr} \left((f - Z_m^k \Pi_m^k)'(I - P_m^k)(f - Z_m^k \Pi_m^k) \right) \right] \\ &\leq \frac{1}{MN} \sum_{m=1}^M E \left[\text{tr} \left((f - Z_m^k \Pi_m^k)'(f - Z_m^k \Pi_m^k) \right) \right] \\ &= \frac{1}{M} \sum_{m=1}^M E \|f(z_i) - \Pi_m^{k'} Z_{m,i}^k\|^2 \rightarrow 0 \end{aligned}$$

as $k \rightarrow \infty$ by Assumptions 1 (i) and 2. By Markov inequality, (75) is shown.

(ii) By the trace inequality, the norm equivalence, the fact that $\text{tr}(A^2) \leq (\text{tr}(A))^2$ for a positive semi-definite matrix A , and $\text{tr}(H) = O_p(1)$,

$$\|\xi_f^k\|^2 = \text{tr} \left(\frac{(I - P^k)f f'(I - P^k)f f'}{N} \right) \quad (76)$$

$$\leq \left\| \frac{(I - P^k)f f'(I - P^k)f}{N} \right\| \text{tr}(H) \quad (77)$$

$$\leq \sqrt{\text{tr} \left(e_f^k e_f^k \right)} O_p(1) \quad (78)$$

$$\leq \Delta_k \cdot O_p(1). \quad (79)$$

Note that $\text{tr}(H) = O_p(1)$ by the Markov inequality under Assumptions 1 (i) and 1 (v).

(iii) To show $f'(I - P^k)u/\sqrt{N} = O_p(\Delta_k^{1/2})$, it suffices to show it holds for each column vector of u , which corresponds to each element of u_i . We use the fact that the expectation and trace are linear operators, $E[\varepsilon \varepsilon' | z] = \sigma_\varepsilon^2 I$, $E[u_a u_a' | z] = \sigma_{u,a}^2 I$ where u_a is any column vector of u , and the trace inequality to get

$$\begin{aligned} E \left\| \Delta_k^{-1/2} \frac{f'(I - P^k)\varepsilon}{\sqrt{N}} \right\|^2 &= E \left[\Delta_k^{-1} E \left[\text{tr} \left(\frac{f'(I - P^k)\varepsilon \varepsilon' (I - P^k)f}{N} \right) \middle| z \right] \right] = \sigma_\varepsilon^2, \\ E \left\| \Delta_k^{-1/2} \frac{f'(I - P^k)u_a}{\sqrt{N}} \right\|^2 &= E \left[\Delta_k^{-1} E \left[\text{tr} \left(\frac{f'(I - P^k)u_a u_a' (I - P^k)f}{N} \right) \middle| z \right] \right] = \sigma_{u,a}^2. \end{aligned}$$

By the Markov inequality, for $a > 0$,

$$\begin{aligned} P\left(\left\|\Delta_k^{-1/2} \frac{f'(I - P^k)\varepsilon}{\sqrt{N}}\right\| \geq a\right) &= P\left(\left\|\Delta_k^{-1/2} \frac{f'(I - P^k)\varepsilon}{\sqrt{N}}\right\|^2 \geq a^2\right) \\ &\leq \frac{E\left\|\Delta_k^{-1/2} \frac{f'(I - P^k)\varepsilon}{\sqrt{N}}\right\|^2}{a^2} = \frac{\sigma_\varepsilon^2}{a^2} \end{aligned}$$

and similarly

$$P\left(\left\|\Delta_k^{-1/2} \frac{f'(I - P^k)u_a}{\sqrt{N}}\right\| \geq a\right) \leq \frac{\sigma_{u,a}^2}{a^2}.$$

Since σ_ε^2 and Σ_u are finite, the desired conclusion follows by taking $a \rightarrow \infty$.

(iv) Since

$$E[u' P^k \varepsilon | z] = \sum_{i=1}^N P_{ii}^k E[u_i \varepsilon_i | z_i] = \sigma_{u\varepsilon} k, \quad (80)$$

$$E[u' P^k u | z] = \sum_{i=1}^N P_{ii}^k E[u_i u_i | z_i] + \sum_{i \neq j} P_{ij}^k E[u_i u_j' | z_i, z_j] = \Sigma_u k, \quad (81)$$

the statement of the Lemma follows by the Markov inequality.

(v) This is Lemma A.3 (vi) of Donald and Newey (2001).

(vi) By the same argument of the proof of Lemma A.3 (iv) of Donald and Newey (2001) and using our Lemma 1,

$$\begin{aligned} E[u' P^k \varepsilon \varepsilon' P^k u | z] &= \sum_i (P_{ii}^k)^2 E[\varepsilon_i^2 u_i u_i' | z_i] + \sum_{i \neq j} P_{ii}^k P_{jj}^k E[u_i \varepsilon_i | z_i] E[\varepsilon_j u_j' | z_j] \\ &\quad + \sum_{i \neq j} (P_{ij}^k)^2 E[u_i \varepsilon_i | z_i] E[\varepsilon_j u_j' | z_j] + \sum_{i \neq j} P_{ij}^k P_{ji}^k E[u_i u_i' | z_i] E[\varepsilon_j^2 | z_j] \\ &= o_p(k) + (k^2 + o_p(k)) \sigma_{u\varepsilon} \sigma'_{u\varepsilon} + O_p(k) \\ &= \sigma_{u\varepsilon} \sigma'_{u\varepsilon} k^2 + O_p(k). \end{aligned}$$

(vii) This is Lemma A.3 (v) of Donald and Newey (2001).

(viii) The proof proceeds using a similar argument of the proof of Lemma A.3 (viii) of Donald and Newey (2001). Let $Q^k = I - P^k$. Note that Q^k is not idempotent. For some a and b , let $f_{i,a} = f_a(z_i)$ and $\mu_{i,b}^k = E[\varepsilon_i^2 u_{ib} | z_i] P_{ii}^k$. Let f_a and μ_b^k be stacked matrices over $i = 1, \dots, N$. Then by the Cauchy-Schwarz inequality the absolute value of the (a, b) th element of $E[f'(I - P^k) \varepsilon \varepsilon' P^k u | z]$

satisfies

$$\begin{aligned} \left| E \left[\sum_{i,j,l,m} f_{i,a} Q_{ij}^k \varepsilon_j \varepsilon_l P_{lm}^k u_{mb} | z \right] \right| &= \left| \sum_{i,j} f_{i,a} Q_{ij}^k E [\varepsilon_j^2 u_{jb} | z_j] P_{jj}^k \right| \\ &= \left| f'_a Q^k \mu_b^k \right| \leq \left(f'_a Q^k Q^k f_a \right)^{1/2} \cdot \left(\mu_b^{k'} \mu_b^k \right)^{1/2}. \end{aligned}$$

Now $f'_a Q^k Q^k f_a / N = O_p(\Delta_k)$ by the definition of Δ_k . In addition, for some constant $0 < C < \infty$,

$$\mu_b^{k'} \mu_b^k = \sum_{i=1}^N E[\varepsilon_i^2 u_{ib}^2 | z_i] \left(P_{ii}^k \right)^2 E[\varepsilon_i^2 u_{ib} | z_i] \leq C \sum_{i=1}^N \left(P_{ii}^k \right)^2 = o_p(k)$$

by Assumption 1 (iii) and Lemma 2 (iii). Combining these results, the desired conclusion follows.

(ix) This is Lemma A.3 (vii) of Donald and Newey (2001).

Q.E.D.

Lemma 3. *Under Assumptions 1 and 4, the followings hold for all $k \geq d$.*

- (i) $f' \tilde{P}^k f = O_p(k)$, $f' \tilde{P}^k u = O_p(k)$, and $f' \tilde{P}^k \varepsilon = O_p(k)$,
- (ii) $f' \tilde{P}^k \tilde{P}^k f = O_p(k)$,
- (iii) $f'(I - \hat{P}^k) \tilde{P}^k f / N = O_p(\hat{\Delta}_k^{1/2} \sqrt{k} / \sqrt{N})$,
- (iv) $E[u' P^k \varepsilon \varepsilon' \tilde{P}^k f | z] = o_p(k)$.

Proof of Lemma 3: (i) Since \tilde{P}^k is an average of projection matrices consist of irrelevant instruments, it is sufficient to verify the convergence rate of $f' P_m^k f$, $f' P_m^k u$, and $f' P_m^k \varepsilon$ for $m \in \mathcal{M}_2$. Since $P_m^k = Z_m^k \left(Z_m^{k'} Z_m^k \right)^{-1} Z_m^{k'}$ is the projection matrix, $f' P_m^k$ lies on the column space spanned by each of the k instrument in $Z_m^k = (z_m^1, \dots, z_m^k)$. This column space can be equivalently spanned by a set of orthogonalized instrument vectors we can write

$$f' P_m^k f = \frac{1}{\sqrt{N}} f' \tilde{Z}_m^k \left(\frac{1}{N} \tilde{Z}_m^{k'} \tilde{Z}_m^k \right)^{-1} \frac{1}{\sqrt{N}} \tilde{Z}_m^{k'} f \quad (82)$$

where $\tilde{Z}_m^k = (\tilde{z}_m^1, \dots, \tilde{z}_m^k)$ is the $N \times k$ orthogonalized instruments matrix. Since $\frac{1}{N} \tilde{Z}_m^{k'} \tilde{Z}_m^k$ is a diagonal matrix, we can write

$$\left(\frac{1}{N} \tilde{Z}_m^{k'} \tilde{Z}_m^k \right)^{-1} = \text{diag} \left(\left(\frac{1}{N} \tilde{z}_m^{k,1'} \tilde{z}_m^{k,1} \right)^{-1}, \left(\frac{1}{N} \tilde{z}_m^{k,2'} \tilde{z}_m^{k,2} \right)^{-1}, \dots, \left(\frac{1}{N} \tilde{z}_m^{k,k'} \tilde{z}_m^{k,k} \right)^{-1} \right).$$

Write $\tilde{v}_m^{k,j} \equiv N^{-1} \tilde{z}_m^{k,j'} \tilde{z}_m^{k,j}$. Then $\tilde{v}_m^{k,j} = O_p(1)$ and is nonsingular. Using this and the fact that $N^{-1/2} f' \tilde{z}_m^{k,j} = O_p(1)$ by CLT, we can show

$$\begin{aligned} f' P_m^k f &= \frac{1}{\sqrt{N}} f' \tilde{Z}_m^k \left(\frac{1}{N} \tilde{Z}_m^{k'} \tilde{Z}_m^k \right)^{-1} \frac{1}{\sqrt{N}} \tilde{Z}_m^{k'} f \\ &= \sum_{j=1}^k \left(\frac{1}{\sqrt{N}} f' \tilde{z}_m^{k,j} \right) \left(\frac{1}{\sqrt{N}} \tilde{z}_m^{k,j'} f \right) \frac{1}{\tilde{v}_m^{k,j}} \\ &= O_p(k). \end{aligned}$$

By a similar argument using $N^{-1/2} u' \tilde{z}_m^{k,j} = O_p(1)$ and $N^{-1/2} \varepsilon' \tilde{z}_m^{k,j} = O_p(1)$, which hold by CLT, we can show that $f' \tilde{P}^k u = O_p(k)$ and $f' \tilde{P}^k \varepsilon = O_p(k)$.

(ii) Let f_a be any column of f , $N \times d$ matrix. By the Cauchy-Schwarz and Jensen's inequalities,

$$\begin{aligned} f_a' \tilde{P}^k \tilde{P}^k f_b &= \frac{1}{M_2^2} \sum_{m \in \mathcal{M}_2} \sum_{l \in \mathcal{M}_2} f_a' P_m^k P_l^k f_b \\ &\leq \frac{1}{M_2^2} \sum_{m \in \mathcal{M}_2} \sum_{l \in \mathcal{M}_2} \left(f_a' P_m^k f_a \right)^{1/2} \left(f_b' P_l^k f_b \right)^{1/2} \\ &\leq \left(f_a' \tilde{P}^k f_a \right)^{1/2} \left(f_b' \tilde{P}^k f_b \right)^{1/2} \\ &= O_p(k). \end{aligned}$$

(iii) By the Cauchy-Schwarz and Jensen's inequalities,

$$\begin{aligned} \frac{f_a' (I - \hat{P}^k) \tilde{P}^k f_b}{N} &= \frac{1}{M_1 M_2} \sum_{m \in \mathcal{M}_1} \sum_{l \in \mathcal{M}_2} \frac{f_a' (I - P_m^k) P_l^k f_b}{N} \\ &\leq \frac{1}{M_1 M_2} \sum_{m \in \mathcal{M}_1} \sum_{l \in \mathcal{M}_2} \left(\frac{f_a' (I - P_m^k) f_a}{N} \right)^{1/2} \left(\frac{f_b' P_l^k f_b}{N} \right)^{1/2} \\ &\leq \left(\frac{f_a' (I - \hat{P}^k) f_a}{N} \right)^{1/2} \left(\frac{f_b' \tilde{P}^k f_b}{N} \right)^{1/2} \\ &= O_p \left(\hat{\Delta}_k^{1/2} \right) O_p \left(\sqrt{\frac{k}{N}} \right). \end{aligned}$$

(iv) The proof proceeds using the same argument with that of Lemma 2 (viii) by replacing Q^k with \tilde{P}^k . Q.E.D.

Lemma 4. Under Assumption 1, for all $k \geq d$,

$$(I - P^k)^4 \leq (I - P^k)^3 \leq (I - P^k)^2 \leq I - P^k.$$

Proof of Lemma 4: Since P_m^k and $I - P_m^k$ for $m = 1, \dots, M$ are idempotent, they are both positive semi-definite. Thus, P^k and $I - P^k$ are also positive semi-definite. Since $P^k(I - P^k)$ is symmetric (and thus is normal), $P^k(I - P^k) \geq 0$. From this, we deduce that

$$0 \leq (I - P^k)^2 \leq I - P^k. \quad (83)$$

By Theorem 1(i) of Furuta (1987) with $A = I - P^k$, $B = (I - P^k)^2$, $p = q = 4$, and $r = 1$, we have

$$(I - P^k)^3 \leq (I - P^k)^2, \quad (84)$$

and with $p = q = 2$ and $r = 1$, we have

$$(I - P^k)^4 \leq (I - P^k)^3. \quad (85)$$

Since $(I - P^k)^4 \geq 0$ this proves the lemma.

Q.E.D.

B Inference with CSA-2SLS

In this section we briefly discuss the inference procedure of the CSA-2SLS estimator. If the bias is the major concern of an estimation problem, then the bias-minimizing CSA-2SLS can be obtained by setting $k = 1$. In other words, we calculate the equal-weighted average of the fitted values of the endogenous variable using only one instrument at a time and use that averaged fitted value as the instrument in the second stage. Since the choice of k is not data-dependent, the researcher can proceed the standard inference procedure.

More generally, we could use sample-splitting method to make inference with the optimal \hat{k} . For example, a half of the sample is used to obtain \hat{k} and the other half is used to estimate $\hat{\beta}$ given \hat{k} . This method is popular in machine-learning literature where various machine-learning methods are used for model selection or averaging before inference. Wager and Athey (2018) use sample-splitting to allow asymptotic inference with causal forests. Chernozhukov, Chetverikov, Demirer, Duflo, Hansen, Newey, and Robins (2018) use cross-fitting to remove bias arising from the machine-learning estimates of nonparametric functions.

Either with a fixed k or an optimal \hat{k} by sample-splitting, suppose that the CSA-2SLS point estimate is obtained. The next task is to calculate the standard error, which is robust to heteroskedasticity and clustering. This is important because many empirical studies report heteroskedasticity-and-cluster robust standard errors as a measure of estimation uncertainty.

To present the standard error formula robust to heteroskedasticity and clustering, we first introduce some definitions and notations for clustered data. Let G be the number of clusters. The number of observations in each cluster is N_g for $g = 1, \dots, G$. We assume that the clusters are independent but allow for arbitrary dependence within the cluster. Let y_g , X_g , and P_g^k be the $N_g \times 1$, $N_g \times d$, and $N_g \times N$ submatrix of P^k corresponding the g th cluster, respectively. Define

$\widehat{\varepsilon}_g = y_g - X_g \widehat{\beta}$. For i.i.d. sampling, set $N_g = 1$ and $G = N$. Let Σ be the covariance matrix of $\sqrt{N}(\widehat{\beta} - \beta)$ under the standard large N and fixed k asymptotics. Hansen and Lee (2019) provide sufficient conditions for consistency, asymptotic normality, and consistency of variance estimators.

A covariance matrix estimator robust to heteroskedasticity and clustering is given by

$$\widehat{\Sigma} = N \left(X' P^k X \right)^{-1} \sum_{g=1}^G X' P_g^{k'} \widehat{\varepsilon}_g \widehat{\varepsilon}_g' P_g^k X \left(X' P^k X \right)^{-1}. \quad (86)$$

The standard error can be obtained by taking the diagonal elements of $\sqrt{\widehat{\Sigma}/N}$.

C Simulation Results with $\sigma_{u\varepsilon} = 0.1$ (low endogeneity) and/or $\rho_z = 0$ (no correlation among instruments)

Table 5: $N = 100$, $K = 20$, $\sigma_{u\varepsilon} = 0.1$, $\rho_z = 0$

	MSE	Bias	MAD	Median Bias	Range	Coverage	Mean(\hat{k})	Med(\hat{k})
$R_f^2 = 0.01$ (weak IV signal)								
π_0 : flat								
OLS	0.020	0.102	0.068	0.103	0.257	0.802	—	—
2SLS	0.063	0.093	0.146	0.091	0.609	0.926	—	—
DN	9.452	0.016	0.440	0.091	2.531	0.989	3.930	2.000
KO	0.071	0.096	0.157	0.089	0.630	0.922	—	—
CSA	0.069	0.094	0.151	0.084	0.631	0.931	5.120	1.000
CSA.1	0.071	0.092	0.166	0.095	0.632	0.936	1.000	1.000
π_0 : decreasing								
OLS	0.020	0.102	0.068	0.104	0.260	0.800	—	—
2SLS	0.063	0.094	0.148	0.086	0.588	0.925	—	—
DN	7.038	0.122	0.386	0.076	2.291	0.980	3.994	2.000
KO	0.071	0.092	0.157	0.085	0.637	0.919	—	—
CSA	0.069	0.095	0.151	0.088	0.635	0.922	4.711	1.000
CSA.1	0.070	0.091	0.171	0.092	0.616	0.932	1.000	1.000
π_0 : half-zero								
OLS	0.020	0.102	0.068	0.106	0.262	0.799	—	—
2SLS	0.064	0.093	0.154	0.086	0.593	0.925	—	—
DN	138.551	0.198	0.470	0.100	2.666	0.987	3.985	2.000
KO	0.072	0.095	0.163	0.090	0.613	0.924	—	—
CSA	0.071	0.093	0.164	0.086	0.625	0.924	5.169	1.000
CSA.1	0.072	0.092	0.163	0.085	0.645	0.924	1.000	1.000
$R_f^2 = 0.1$ (strong IV signal)								
π_0 : flat								
OLS	0.017	0.093	0.066	0.095	0.242	0.810	—	—
2SLS	0.040	0.063	0.119	0.067	0.484	0.924	—	—
DN	3.776	-0.059	0.238	0.059	1.316	0.965	7.648	5.000
KO	0.044	0.062	0.123	0.066	0.500	0.924	—	—
CSA	0.044	0.061	0.122	0.057	0.510	0.935	4.234	1.000
CSA.1	0.043	0.057	0.134	0.060	0.511	0.942	1.000	1.000
π_0 : decreasing								
OLS	0.018	0.093	0.065	0.093	0.250	0.812	—	—
2SLS	0.039	0.062	0.120	0.058	0.475	0.928	—	—
DN	0.149	0.032	0.182	0.037	0.779	0.954	6.582	5.000
KO	0.044	0.056	0.128	0.059	0.510	0.922	—	—
CSA	0.043	0.058	0.128	0.057	0.507	0.935	2.482	1.000
CSA.1	0.044	0.058	0.137	0.055	0.511	0.930	1.000	1.000
π_0 : half-zero								
OLS	0.018	0.093	0.064	0.095	0.245	0.819	—	—
2SLS	0.041	0.062	0.123	0.057	0.493	0.925	—	—
DN	45.521	-0.151	0.248	0.074	1.674	0.969	8.197	11.000
KO	0.044	0.061	0.122	0.057	0.525	0.924	—	—
CSA	0.045	0.061	0.132	0.053	0.518	0.935	3.796	1.000
CSA.1	0.045	0.060	0.134	0.060	0.512	0.930	1.000	1.000

Note: See the Note below Table 1 for details.

Table 6: $N = 100$, $K = 20$, $\sigma_{u\varepsilon} = 0.9$, $\rho_z = 0$

	MSE	Bias	MAD	Median Bias	Range	Coverage	Mean(\hat{k})	Med(\hat{k})
$R_f^2 = 0.01$ (weak IV signal)								
π_0 : flat								
OLS	0.795	0.890	0.032	0.889	0.119	0.000	—	—
2SLS	0.744	0.855	0.074	0.860	0.290	0.001	—	—
DN	29.064	1.063	0.293	0.875	1.928	0.548	2.438	1.000
KO	0.744	0.854	0.080	0.856	0.304	0.001	—	—
CSA	0.738	0.850	0.080	0.855	0.305	0.001	4.942	1.000
CSA.1	0.736	0.849	0.079	0.847	0.306	0.000	1.000	1.000
π_0 : decreasing								
OLS	0.795	0.891	0.033	0.889	0.121	0.000	—	—
2SLS	0.746	0.856	0.075	0.860	0.286	0.000	—	—
DN	28.107	0.668	0.327	0.745	2.227	0.573	2.402	1.000
KO	0.720	0.837	0.086	0.841	0.345	0.002	—	—
CSA	0.739	0.851	0.083	0.859	0.305	0.000	3.988	1.000
CSA.1	0.734	0.849	0.076	0.849	0.297	0.001	1.000	1.000
π_0 : half-zero								
OLS	0.795	0.890	0.032	0.890	0.120	0.000	—	—
2SLS	0.746	0.856	0.070	0.860	0.289	0.001	—	—
DN	24.579	0.818	0.267	0.886	1.984	0.549	2.474	1.000
KO	0.747	0.856	0.074	0.858	0.300	0.001	—	—
CSA	0.739	0.851	0.077	0.856	0.308	0.001	5.273	1.000
CSA.1	0.735	0.849	0.081	0.844	0.308	0.000	1.000	1.000
$R_f^2 = 0.1$ (strong IV signal)								
π_0 : flat								
OLS	0.660	0.811	0.035	0.811	0.137	0.000	—	—
2SLS	0.345	0.575	0.081	0.580	0.316	0.017	—	—
DN	69.855	0.294	0.274	0.576	1.832	0.606	2.917	1.000
KO	0.341	0.570	0.085	0.573	0.324	0.027	—	—
CSA	0.317	0.545	0.096	0.550	0.353	0.047	3.344	1.000
CSA.1	0.305	0.536	0.084	0.539	0.336	0.036	1.000	1.000
π_0 : decreasing								
OLS	0.660	0.811	0.035	0.810	0.133	0.000	—	—
2SLS	0.346	0.576	0.082	0.578	0.311	0.016	—	—
DN	1482.839	-1.215	0.206	0.188	1.061	0.785	1.738	1.000
KO	0.234	0.459	0.101	0.457	0.373	0.147	—	—
CSA	0.313	0.542	0.093	0.540	0.344	0.050	1.089	1.000
CSA.1	0.306	0.537	0.087	0.541	0.329	0.040	1.000	1.000
π_0 : half-zero								
OLS	0.660	0.811	0.036	0.812	0.130	0.000	—	—
2SLS	0.344	0.574	0.077	0.582	0.299	0.016	—	—
DN	21640.609	-3.751	0.342	0.758	2.068	0.604	2.559	1.000
KO	0.331	0.561	0.085	0.570	0.332	0.031	—	—
CSA	0.315	0.545	0.087	0.546	0.338	0.047	3.640	1.000
CSA.1	0.303	0.535	0.084	0.530	0.333	0.046	1.000	1.000

Note: See the Note below Table 1 for details.

Table 7: $N = 100$, $K = 20$, $\sigma_{u\varepsilon} = 0.1$, $\rho_z = 0.5$

	MSE	Bias	MAD	Median Bias	Range	Coverage	Mean(\hat{k})	Med(\hat{k})
$R_f^2 = 0.01$ (weak IV signal)								
π_0 : flat								
OLS	0.018	0.093	0.065	0.094	0.250	0.810	—	—
2SLS	0.040	0.064	0.126	0.062	0.479	0.927	—	—
DN	0.186	0.012	0.190	0.041	0.818	0.957	6.200	4.000
KO	0.044	0.056	0.133	0.058	0.518	0.922	—	—
CSA	0.089	0.008	0.174	0.032	0.735	0.962	2.526	1.000
CSA.1	0.099	-0.005	0.192	0.001	0.761	0.974	1.000	1.000
π_0 : decreasing								
OLS	0.020	0.102	0.067	0.104	0.265	0.800	—	—
2SLS	0.063	0.094	0.152	0.085	0.582	0.925	—	—
DN	3190.705	1.309	0.397	0.086	2.247	0.983	3.935	2.000
KO	0.071	0.092	0.159	0.086	0.635	0.920	—	—
CSA	0.183	0.079	0.225	0.080	1.013	0.973	4.617	1.000
CSA.1	0.226	0.065	0.290	0.061	1.150	0.987	1.000	1.000
π_0 : half-zero								
OLS	0.020	0.102	0.067	0.105	0.262	0.800	—	—
2SLS	0.063	0.093	0.152	0.084	0.595	0.927	—	—
DN	139.099	-0.325	0.408	0.094	2.515	0.987	3.938	2.000
KO	0.072	0.092	0.159	0.084	0.639	0.922	—	—
CSA	0.177	0.076	0.225	0.074	1.001	0.973	4.753	1.000
CSA.1	0.225	0.067	0.287	0.063	1.132	0.985	1.000	1.000
$R_f^2 = 0.1$ (strong IV signal)								
π_0 : flat								
OLS	0.007	0.048	0.044	0.049	0.178	0.873	—	—
2SLS	0.007	0.014	0.053	0.018	0.215	0.939	—	—
DN	0.008	0.009	0.057	0.013	0.227	0.939	12.998	13.000
KO	0.008	0.013	0.054	0.018	0.215	0.938	—	—
CSA	0.008	0.002	0.057	0.008	0.231	0.942	2.877	1.000
CSA.1	0.009	-0.003	0.062	-0.002	0.237	0.947	1.000	1.000
π_0 : decreasing								
OLS	0.018	0.093	0.065	0.092	0.253	0.809	—	—
2SLS	0.039	0.063	0.125	0.059	0.466	0.926	—	—
DN	0.136	0.014	0.189	0.037	0.757	0.951	5.750	4.000
KO	0.043	0.055	0.132	0.056	0.502	0.923	—	—
CSA	0.092	0.006	0.176	0.037	0.740	0.965	2.522	1.000
CSA.1	0.100	-0.005	0.194	0.001	0.768	0.976	1.000	1.000
π_0 : half-zero								
OLS	0.018	0.092	0.065	0.095	0.246	0.807	—	—
2SLS	0.040	0.061	0.128	0.064	0.478	0.928	—	—
DN	0.366	0.013	0.200	0.039	0.909	0.956	6.822	4.000
KO	0.045	0.055	0.135	0.059	0.518	0.918	—	—
CSA	0.096	0.005	0.185	0.023	0.769	0.962	2.948	1.000
CSA.1	0.108	-0.003	0.201	-0.001	0.790	0.978	1.000	1.000

Note: See the Note below Table 1 for details.

Table 8: $N = 1000$, $K = 30$, $\sigma_{u\varepsilon} = 0.1$, $\rho_z = 0$

	MSE	Bias	MAD	Median Bias	Range	Coverage	Mean(\hat{k})	Med(\hat{k})
$R_f^2 = 0.01$ (weak IV signal)								
π_0 : flat								
OLS	0.011	0.098	0.021	0.097	0.080	0.118	—	—
2SLS	0.031	0.076	0.108	0.072	0.406	0.926	—	—
DN	1.675	0.077	0.303	0.072	1.489	0.973	8.084	3.000
KO	0.037	0.076	0.121	0.073	0.437	0.920	—	—
CSA	0.032	0.075	0.110	0.075	0.407	0.931	7.100	1.000
CSA.1	0.030	0.065	0.104	0.070	0.410	0.951	1.000	1.000
π_0 : decreasing								
OLS	0.011	0.098	0.021	0.097	0.081	0.117	—	—
2SLS	0.031	0.077	0.104	0.082	0.409	0.926	—	—
DN	0.621	0.034	0.199	0.059	0.847	0.961	7.589	6.000
KO	0.038	0.072	0.118	0.082	0.457	0.919	—	—
CSA	0.032	0.076	0.109	0.084	0.415	0.930	3.376	1.000
CSA.1	0.030	0.065	0.110	0.065	0.410	0.948	1.000	1.000
π_0 : half-zero								
OLS	0.011	0.098	0.021	0.098	0.080	0.117	—	—
2SLS	0.032	0.077	0.108	0.072	0.411	0.935	—	—
DN	2.183	0.082	0.295	0.068	1.999	0.984	8.321	3.000
KO	0.038	0.075	0.118	0.070	0.451	0.927	—	—
CSA	0.033	0.076	0.112	0.072	0.407	0.930	7.654	1.000
CSA.1	0.030	0.059	0.102	0.060	0.399	0.949	1.000	1.000
$R_f^2 = 0.1$ (strong IV signal)								
π_0 : flat								
OLS	0.009	0.090	0.021	0.088	0.077	0.151	—	—
2SLS	0.008	0.022	0.057	0.022	0.215	0.938	—	—
DN	0.008	0.022	0.057	0.023	0.215	0.941	29.015	30.000
KO	0.008	0.022	0.057	0.022	0.216	0.937	—	—
CSA	0.008	0.021	0.056	0.021	0.215	0.936	1.000	1.000
CSA.1	0.008	0.019	0.060	0.018	0.218	0.950	1.000	1.000
π_0 : decreasing								
OLS	0.009	0.090	0.020	0.088	0.077	0.143	—	—
2SLS	0.008	0.023	0.059	0.025	0.212	0.941	—	—
DN	0.009	0.013	0.065	0.015	0.233	0.934	15.088	13.000
KO	0.008	0.022	0.059	0.025	0.213	0.939	—	—
CSA	0.008	0.022	0.062	0.023	0.213	0.942	1.616	1.000
CSA.1	0.008	0.019	0.056	0.018	0.220	0.947	1.000	1.000
π_0 : half-zero								
OLS	0.009	0.090	0.020	0.089	0.077	0.148	—	—
2SLS	0.008	0.023	0.055	0.023	0.213	0.936	—	—
DN	0.008	0.019	0.057	0.018	0.216	0.940	22.810	22.000
KO	0.008	0.023	0.055	0.023	0.213	0.935	—	—
CSA	0.008	0.022	0.056	0.022	0.219	0.943	1.000	1.000
CSA.1	0.007	0.014	0.055	0.015	0.212	0.958	1.000	1.000

Note: See the Note below Table 1 for details.

Table 9: $N = 1000$, $K = 30$, $\sigma_{u\varepsilon} = 0.9$, $\rho_z = 0$

	MSE	Bias	MAD	Median Bias	Range	Coverage	Mean(\hat{k})	Med(\hat{k})
$R_f^2 = 0.01$ (weak IV signal)								
π_0 : flat								
OLS	0.793	0.891	0.009	0.891	0.036	0.000	—	—
2SLS	0.459	0.671	0.061	0.678	0.239	0.001	—	—
DN	217.779	0.281	0.323	0.651	2.208	0.605	2.399	1.000
KO	0.453	0.665	0.063	0.664	0.254	0.002	—	—
CSA	0.454	0.667	0.059	0.669	0.239	0.001	5.350	1.000
CSA.1	0.448	0.663	0.066	0.662	0.240	0.000	1.000	1.000
π_0 : decreasing								
OLS	0.793	0.890	0.009	0.891	0.036	0.000	—	—
2SLS	0.456	0.669	0.060	0.669	0.225	0.000	—	—
DN	5601.622	-2.414	0.241	0.206	1.330	0.786	1.467	1.000
KO	0.294	0.527	0.079	0.526	0.306	0.049	—	—
CSA	0.450	0.664	0.060	0.662	0.239	0.000	1.064	1.000
CSA.1	0.449	0.663	0.064	0.665	0.245	0.000	1.000	1.000
π_0 : half-zero								
OLS	0.793	0.890	0.010	0.891	0.037	0.000	—	—
2SLS	0.456	0.669	0.064	0.671	0.231	0.000	—	—
DN	10.521	0.834	0.328	0.834	1.918	0.591	2.658	1.000
KO	0.446	0.659	0.069	0.663	0.267	0.001	—	—
CSA	0.451	0.665	0.065	0.668	0.238	0.000	7.143	1.000
CSA.1	0.453	0.665	0.067	0.665	0.254	0.000	1.000	1.000
$R_f^2 = 0.1$ (strong IV signal)								
π_0 : flat								
OLS	0.656	0.810	0.010	0.810	0.040	0.000	—	—
2SLS	0.039	0.185	0.047	0.188	0.171	0.271	—	—
DN	3.817	0.061	0.147	0.210	0.778	0.745	2.148	2.000
KO	0.048	0.207	0.048	0.211	0.187	0.244	—	—
CSA	0.038	0.181	0.047	0.182	0.175	0.297	1.000	1.000
CSA.1	0.037	0.179	0.048	0.184	0.177	0.321	1.000	1.000
π_0 : decreasing								
OLS	0.655	0.809	0.011	0.810	0.040	0.000	—	—
2SLS	0.039	0.184	0.045	0.190	0.173	0.288	—	—
DN	0.013	0.052	0.067	0.060	0.255	0.863	4.670	5.000
KO	0.013	0.080	0.057	0.084	0.216	0.785	—	—
CSA	0.037	0.180	0.047	0.186	0.177	0.321	1.000	1.000
CSA.1	0.037	0.179	0.046	0.183	0.175	0.325	1.000	1.000
π_0 : half-zero								
OLS	0.655	0.809	0.011	0.809	0.041	0.000	—	—
2SLS	0.039	0.185	0.044	0.188	0.172	0.269	—	—
DN	145830.600	15.362	0.476	0.791	2.829	0.783	1.064	1.000
KO	0.028	0.150	0.047	0.152	0.185	0.487	—	—
CSA	0.037	0.181	0.045	0.184	0.173	0.302	1.000	1.000
CSA.1	0.036	0.176	0.047	0.180	0.174	0.328	1.000	1.000

Note: See the Note below Table 1 for details.

Table 10: $N = 1000$, $K = 30$, $\sigma_{u\varepsilon} = 0.1$, $\rho_z = 0.5$

	MSE	Bias	MAD	Median Bias	Range	Coverage	Mean(\hat{k})	Med(\hat{k})
$R_f^2 = 0.01$ (weak IV signal)								
π_0 : flat								
OLS	0.008	0.086	0.020	0.085	0.077	0.156	—	—
2SLS	0.006	0.018	0.050	0.019	0.181	0.949	—	—
DN	0.006	0.012	0.054	0.014	0.197	0.948	18.400	18.000
KO	0.006	0.017	0.050	0.019	0.182	0.950	—	—
CSA	0.006	0.004	0.057	0.002	0.204	0.958	3.204	1.000
CSA.1	0.006	0.001	0.054	-0.002	0.204	0.960	1.000	1.000
π_0 : decreasing								
OLS	0.011	0.098	0.021	0.097	0.081	0.118	—	—
2SLS	0.031	0.078	0.109	0.077	0.401	0.943	—	—
DN	0.257	0.031	0.202	0.046	0.812	0.967	6.408	4.000
KO	0.038	0.070	0.123	0.071	0.460	0.925	—	—
CSA	0.099	0.027	0.198	0.040	0.764	0.973	3.348	1.000
CSA.1	0.099	0.008	0.201	-0.001	0.768	0.986	1.000	1.000
π_0 : half-zero								
OLS	0.011	0.098	0.021	0.098	0.080	0.117	—	—
2SLS	0.031	0.079	0.105	0.077	0.408	0.938	—	—
DN	0.314	0.028	0.220	0.041	0.955	0.965	7.191	4.000
KO	0.038	0.072	0.121	0.076	0.456	0.921	—	—
CSA	0.097	0.030	0.193	0.047	0.774	0.970	4.149	1.000
CSA.1	0.105	0.008	0.203	0.003	0.794	0.988	1.000	1.000
$R_f^2 = 0.1$ (strong IV signal)								
π_0 : flat								
OLS	0.002	0.037	0.013	0.036	0.048	0.526	—	—
2SLS	0.001	0.002	0.017	0.003	0.061	0.954	—	—
DN	0.001	0.002	0.017	0.003	0.061	0.954	28.525	29.000
KO	0.001	0.002	0.017	0.003	0.061	0.954	—	—
CSA	0.001	0.001	0.017	0.000	0.062	0.955	1.732	1.000
CSA.1	0.001	0.000	0.017	-0.001	0.061	0.954	1.000	1.000
π_0 : decreasing								
OLS	0.009	0.090	0.020	0.088	0.078	0.143	—	—
2SLS	0.008	0.023	0.058	0.024	0.217	0.951	—	—
DN	0.009	0.011	0.064	0.012	0.242	0.950	12.498	10.000
KO	0.008	0.022	0.059	0.023	0.221	0.952	—	—
CSA	0.010	0.005	0.070	0.004	0.250	0.959	3.512	1.000
CSA.1	0.009	0.001	0.066	-0.002	0.248	0.963	1.000	1.000
π_0 : half-zero								
OLS	0.009	0.090	0.021	0.088	0.078	0.145	—	—
2SLS	0.008	0.024	0.058	0.026	0.205	0.944	—	—
DN	0.008	0.018	0.059	0.022	0.218	0.953	20.859	20.000
KO	0.008	0.024	0.058	0.026	0.208	0.944	—	—
CSA	0.010	0.004	0.071	0.003	0.258	0.959	1.726	1.000
CSA.1	0.010	0.001	0.069	-0.003	0.259	0.963	1.000	1.000

Note: See the Note below Table 1 for details.