

Theory of coherent phase modes in insulating Josephson junction chains

Huan-Kuang Wu¹ and Jay D. Sau¹

¹*Department of Physics, Condensed Matter Theory Center and Joint Quantum Institute,
University of Maryland, College Park, MD 20742, USA*

(Dated: May 27, 2019)

Recent microwave reflection measurements of Josephson junction chains have suggested the presence of nearly coherent collective charge oscillations deep in the insulating phase. Here we develop a qualitative understanding of such coherent charge modes by studying the local dynamical polarizability of the insulating phase of a finite length sine-Gordon model. By considering parameters near the non-interacting fermion limit where the charge operator dominantly couples to soliton-antisoliton pairs of the sine-Gordon model, we find that the local dynamical polarizability shows an array of sharp peaks in frequency representing coherent phase oscillations on top of an incoherent background. The strength of the coherent peaks relative to the incoherent background increases as a power law in frequency as well as exponentially as the Luttinger parameter approaches a critical value. The dynamical polarizability also clearly shows the insulating gap. We then compare the results in the high frequency limit to a perturbative estimate of phase-slip-induced decay of plasmons in the Josephson junction chain.

I. INTRODUCTION

The quantum dynamics of many-body systems been at the crux of recent conceptual developments such as the phenomena of many-body localization [1] and AdS-CFT correspondence [2]. This recent interest represents an attempt to extend our knowledge beyond the understanding of static quantum phenomena in terms of quantum field theory using the renormalization group [3]. It is becoming clearer that such traditional approaches, such as analytic continuation of imaginary time correlators [3], are insufficient to discuss quantum dynamical phenomena, which are becoming more accessible in experiments. One test-bed for understanding such dynamical quantum phenomena is the study of conductance at the superconductor-insulator critical point. Despite the static appearance of dc conductance, it is technically defined as a limit of vanishingly small frequency. The theory in two dimensions leads to a prediction of interesting consequences of the particle-vortex duality such as universal conductance [4] that are borne out by experiments [5–7]. Microwave measurements of the ac conductivity have revealed intriguing signatures of residual superfluid stiffness even in the insulating phase [8]. The superfluid-insulator transition in the Bose-Hubbard model [3, 9] also turned out to be quite interesting in the context of ultra-cold atoms where an under-damped Higgs mode [10] was observed [11].

A conceptually simpler context where the superfluid-insulator transition (SIT) was predicted to occur [12] is that of one dimensional chains of Josephson junctions (JJ's). Such a system, in the vicinity of the SIT quantum critical point, is described by the sine-Gordon Hamiltonian [13] (rescaled to fit the convention for SIT [14]) of the form

$$H = \int dx \frac{v_c}{2} [\pi K j^2 + (\pi K)^{-1} \partial_x \phi^2] + g \cos 2\phi, \quad (1)$$

where $\partial_x \phi \propto \rho(x)$, which is the density of Cooper pairs in

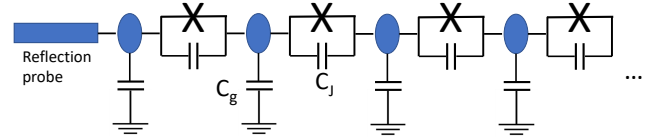


FIG. 1. Absorption of a weakly coupled transmission probe on the left measures the dynamical conductivity $\sigma_R(\omega) = \omega\chi(\omega)$ at the end of a JJ chain. The JJ chain is composed of an array of islands with ground capacitance C_g coupled by JJ's. The JJ's have a capacitance C_J in addition to a Josephson coupling with strength E_J .

the system and j is the current density operator that is canonically conjugate to ϕ and v_c is the speed of the superfluid phase oscillations (also equivalently the charge velocity). Since the microscopic origin of the charging energy is from a combination of junction and ground capacitance, as detailed in Appendix A and B, the microscopic Hamiltonian of the JJ chain can be quantitatively mapped to the sine-Gordon Hamiltonian Eq. 1 over a large parameter range. Note that at $g = 0$, the superconducting phase variable (defined as $\theta \propto \int dx j(x)$) is algebraically ordered allowing us to define superfluid phase oscillations. Such oscillations may also be thought of as plasma oscillations of the charge density $\rho(x)$ accompanied by coherent oscillation of the current density $j(x)$. The parameter g in Eq. 1 is related to the amplitude of phase slips in the chain that would manifest as decay of supercurrent [15, 16] and K is the Luttinger parameter, which manifests as the inverse of impedance of the chain and determines the transport of the chain at weak values of g . Specifically, the Hamiltonian H would describe a near-critical insulating phase for the clean JJ chain at long wave-lengths for $K < 2$ (or $3/2$ in the disordered case) [13, 14]. This transition was observed in SQUID arrays, where the effective Josephson coupling, which con-

trols K and g , are tuned across the transition [17].

While the dc transport properties of the superconductor-insulator transition in JJ chains had been studied previously [17], the dynamical properties have only recently begun to be explored [18, 19]. One such study, which considered the microwave response (schematic shown in Fig. 1) of such JJ chains [19], have revealed coherent oscillations associated with superfluid phase coherence deep in the insulating phase of such JJ chains, where the superfluid phase has been predicted to be disordered analogous to the two-dimensional XY model [12]. In contrast to microwave measurements of two dimensional films [8], these measurements [19] suggest phase coherence across the entire length of the JJ chain as opposed to puddles. The coherent oscillations in the JJ chain [19] are measured by a reflection probe in Fig. 1 that applies an ac electric field with frequency ω to the end island. The measured absorption can be related to the imaginary part of the ac polarizability of the system $\chi(\omega)$ at the end of the JJ chain. Here we are ignoring possible power law prefactors of ω that arise from coupling efficiency of χ to the transmission line. Sharp peaks in $\chi(\omega)$ represent resonant excitation of a collective mode in the wire. The recent measurement of the ac conductivity [19] observes a discrete frequency comb of such peaks that suggests excitation of a collective mode associated with phase coherence across the insulating chain. However, the peaks in the comb appear to broaden out and disappear as one goes to lower frequencies, consistent with there being no dc conductance in the insulator.

In this work we calculate the ac polarizability $\chi(\omega)$ of an ideal sine-Gordon insulator described by Eq. 1 near the Luther-Emery point (i.e. $K \simeq 1$) [20] at vanishingly small temperatures. We find that in this limit, the ac polarizability shows sharp oscillations associated with the creation of soliton-antisoliton pairs (SAPs). Additionally, we use numerical calculations for $K = 1$, where the model can be mapped to free-fermions, to include disorder to show that our conclusions apply qualitatively to the disordered case. Finally, we compare the results obtained with the perturbative decay rate of high frequency phase modes in the microscopic charge disordered JJ chain model. The lifetime of the single-plasmon state is studied by applying second order perturbation theory to quantum phase slips. This study allows us to put the theoretical results in the context of expectations from experimentally realistic superconducting JJ chain that has substantial charge disorder as well as a non-linear plasmon dispersion.

II. SOLITON-ANTISOLITON PAIR EXCITATION RATES

The elementary excitations of the sine-Gordon model described by Eq. 1 are solitons (antisolitons) where the phase ϕ jumps by $\pm\pi$ between different minima of the

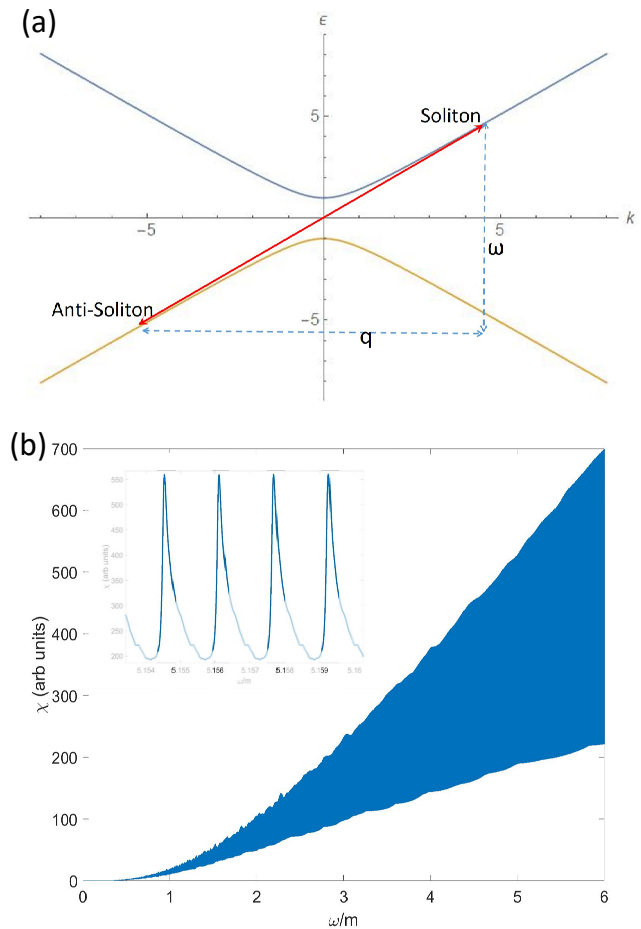


FIG. 2. (a) Dispersion (ϵ versus k) of excitations of the sine-Gordon model with anti-solitons at negative energy. The bold arrow shows charge neutral soliton-antisoliton pairs with momentum q and energy ω . Large q pairs have a large near-degeneracy with $\omega \simeq q$ constituting a coherent excitation peak. (b) Local dynamical polarizability χ of a sine-Gordon model as a function of ω shows coherent peaks (see inset) spaced by finite size $1/L$ dominating over the incoherent background as frequency increases.

cosine potential in Eq. 1. Since the phase ϕ is related to the charge density $\rho(x) \propto \partial_x \phi$, so that such solitons (antisolitons) are associated with charge $\pm 2e$. A more exact treatment of these apparently static domain walls in the sine-Gordon Hamiltonian reveals that such solitons can be viewed as essentially non-interacting relativistic quantum particles with a dispersion (energy versus momentum relation) that is written as

$$\omega_{s/a}(q) = \pm \sqrt{m^2 + q^2 v_c^2} \quad (2)$$

and is plotted in Fig. 2(a). The index s/a stand for solitons and antisolitons respectively. The energy of the anti-soliton is shown with a negative sign for convenience

of later discussion. The mass parameter is given by [21]

$$m = \Upsilon \left[g \frac{\pi\Gamma(1-K/2)}{4\Upsilon\Gamma(K/2)} \right]^{1/(2-K)} \frac{2\Gamma(\xi/2)}{\sqrt{\pi}\Gamma((1+\xi)/2)}, \quad (3)$$

where $\xi = K/(2-K)$ and Υ is a momentum cut-off scale.

Let us now discuss qualitatively the origin of the oscillations in the ac polarizability $\chi(\omega)$ in terms of the solitons and anti-solitons discussed above. The polarizability $\chi(\omega)$ is measured by the absorption of photons from the probe at the end of the JJ chain (see Fig. 1), so that $\chi(\omega)$ must be associated with the cross-section for generating neutral excitations. More formally

$$\chi(\omega) = \langle \rho(x; \omega)^\dagger \rho(x; \omega) \rangle = \sum_n |\langle 0 | \rho(x) | n \rangle|^2 \delta(E_n - \omega), \quad (4)$$

where $\rho(x)$ is the charge density operator at the end of the chain. The state $|0\rangle$ represents the ground state of the system and $|n\rangle$ is an excited state with energy E_n above the ground state. Such neutral excitations can be constructed by pairing the elementary solitons and antisolitons, which are charged, into SAPs. One such pair with center of mass momentum q is shown in Fig. 2(a). In this figure, we have flipped the sign of the anti-soliton energy (as mentioned in the previous paragraph) so that we can extract the energy of the SAP from the separation along the axis $\omega_{SAP}(q) = \omega$ (see Fig. 2(a)). However, the pair shown in Fig. 2(a) represents one of a continuum of such pairs at momentum q , that are parametrized by the relative momentum k so that $|n\rangle$ would be the state $|n\rangle \equiv |S_{k+q/2}, A_{k-q/2}\rangle$ where S_k is the soliton with momentum k and A_k is an anti-soliton with momentum k . Therefore the more general energy of such a pair is given by

$$\omega_{SAP,k}(q) = \omega_s(k + q/2) - \omega_a(k - q/2). \quad (5)$$

Clearly the energy of of SAPs $\omega_{SAP,k}(q)$ acquires a natural broadening from the dependence on k while q is held fixed. In fact, the energy of the SAPs at momentum q can take any value $\omega > \sqrt{q^2 + 4m^2}$ by choosing

$$k = \frac{\omega}{2} \sqrt{\frac{\omega^2 - q^2 - 4m^2}{\omega^2 - q^2}}. \quad (6)$$

The density of states (DOS) for the SAPs in the vicinity of a given energy ω , is proportional to $dk/d\omega$, which diverges as

$$\frac{dk}{d\omega} \sim (q^2 + 4m^2)^{4/3} (\omega - \sqrt{q^2 + 4m^2})^{-1/2}. \quad (7)$$

This leads to a broadened peak in optical absorption near $\omega \sim \sqrt{q^2 + 4m^2}$. This is reminiscent of the broadening of the magnon mode in the transverse field Ising model where a magnon fractionalizes into domain walls [3]. The prefactor $(q^2 + 4m^2)^{4/3}$ in Eq. 7 also shows that this peak increases in height as q approaches the ultra-relativistic

limit $q \gg 2m$. The experimental set-up shown in Fig. 1 does not conserve total momentum q . In contrast, one can excite an array of momenta $q = 2\pi n/L$, where L is the length of the chain. Considering all possible q can expect $\sigma_{ac}(\omega)$ to contain an array of peaks corresponding to the divergent DOS of SAPs in Eq. 7 from each of the allowed values of q . In principle, one should also consider discrete k so that the absorption spectrum should have a discrete set of peaks with no broadening. However, the spacing of the frequency arising from discreteness of k is expected to vanish as one approaches the peak of the DOS.

The above qualitative argument ignores the matrix elements that would determine the absorption cross-sections of the allowed SAPs. To obtain a more quantitative understanding of the dynamical charge polarizability we compute $\chi(\omega)$ directly. Unfortunately, for general values of K , the charge operator can couple to multiple SAPs simultaneously (even though we expect this to be rare). To avoid this complication we restrict our attention to $K \simeq 1$, which is deep in the insulating phase. At $K = 1$, the solitons and antisolitons can be thought of as free Dirac fermions [13, 20, 22] and the charge density operator couples to exactly one soliton-antisoliton pair. This is not necessarily a huge restriction because even at K significantly different from 1, at small values of g , the low frequency properties are still dominated by $K = 1$, which is one of the Luther-Emery fixed points [13, 20]. For the rest of this and the next section we set the charge velocity $v_c = 1$. In the limit $K = 1$, the sine-Gordon model Eq. 1 is equivalent [22] to the massive 1D Dirac model with Hamiltonian

$$H = \sum_k \psi_k^\dagger [k\sigma_z + m\sigma_x] \psi_k, \quad (8)$$

where ψ_k^\dagger are spinors of creation operators for solitons and anti-solitons in Eq. 1. The imaginary part of the local dynamical (i.e. ω dependent) polarizability χ is given by [23]

$$\chi(\omega) \simeq \sum_q \frac{2m^2 q^2}{(\omega^2 - q^2)^{3/2} \sqrt{\omega^2 - q^2 - 4m^2}} \Theta(\omega^2 - q^2 - 4m^2). \quad (9)$$

The sum over momentum states q takes a discrete set of multiples of $2\pi/L$, where L is the length of the chain. This result suggests that the χ diverges at an array of frequencies near $\omega_n^2 \simeq (2n\pi/L)^2 + 4m^2$, where χ diverges as $(\omega - \sqrt{q^2 + 4m^2})^{-1/2}$. In contrast, χ decays as $\chi \sim 2m^2 q^2 / \omega^4$ for $\omega \gg q$. Thus, we expect the susceptibility χ to be a broadened set of peaks qualitatively similar to that seen experiment [19].

This expectation is confirmed from the direct numerical evaluation of Eq. 4 for a finite system as is plotted in Fig. 2(b). As shown in the inset of Fig. 2(b), the shaded areas in Fig. 2(b) are really a closely spaced set of peaks

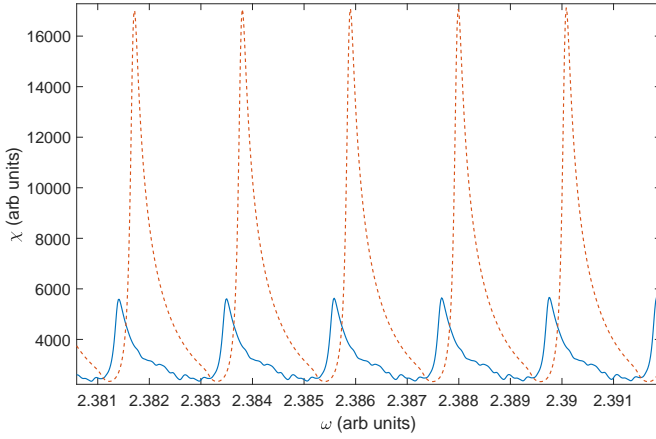


FIG. 3. (Color online) Luttinger parameter K dependence of resistance oscillations. Change in Luttinger parameter decreases the mass gap m and enhances the oscillation for $K = 1.4$ (red dashed line). The solid blue curve shows suppressed oscillations at $K = 1$ since the frequency is of order mass.

on an incoherent background. The shape of the peaks is consistent with the analytic expectations. Considering the shaded areas in Fig. 2(b), which elucidates the height of the coherent peaks, we see that the height of the oscillations increases with frequency relative to the height of the incoherent background, which is consistent with the experiments [19]. For the numerical evaluation, we have broadened the delta functions in Eq. 4 by $0.1(2\pi/L)$ (where L is the chain length), which is much smaller than the plasmon level spacing. The value of the broadening does not appear to affect the result as long as it is smaller than the peak spacing since $o(L)$ SAPs contribute to each peak that are spaced by $o(1/L)$. Thus we do not expect the broadening to affect the shape of the peaks as long as it is larger than $o(1/L^2)$.

The discussion above for $K = 1$ also applies for $K \gtrsim 1$. In this case the excitation process in the non-interacting massive Dirac model is replaced by the form factor for creating an unbound SAPs [24]. For the general interacting case, contributions from multiple pairs must be considered. However, such contributions are likely to be small at low energies because of phase space constraints as well as weak interactions near $K \sim 1$. The dominant effect of changing the Luttinger parameter K is to renormalize the mass downwards with increasing K following Eq. 3. Reducing the mass m , effectively increases the dimensionless frequency ω/m , which determines the height of peaks in the dynamical polarizability χ . This suggests, following the results in Fig. 2(b), that increasing the Luttinger parameter K enhances the strength of oscillations in χ for a fixed frequency.

An additional contribution to the K dependence of the dynamical charge polarizability χ is the matrix element for the charge density operator ρ . Specifically, Bethe ansatz methods have been used to show that this matrix

element is modified by a factor [25]

$$f_-(\vartheta) = \frac{\cosh \frac{i\pi - \vartheta}{2}}{2 \cosh \frac{(i\pi - \vartheta)K}{2}} \times \exp \int_0^\infty \frac{dt}{t} \frac{\sinh \frac{(K-1)t}{2K} [1 - \cosh t(1 + \frac{i\vartheta}{\pi})]}{\sinh(t) \sinh(\frac{t}{2K}) \cosh(\frac{t}{2})} \quad (10)$$

and ϑ_j are the rapidities of the solitons that are defined by the equation $k_j = m \sinh \vartheta_j$. For weakly attractive fermions, $K \gtrsim 1$, the interaction part of the form factor $f \sim \vartheta$ for small ϑ and $f \sim e^{\alpha\vartheta}$ for $\vartheta \gg 1$, where α is a K dependent constant. For $q \gg m$, $\vartheta \sim \log q$ so $f \propto q^{2\alpha}$. This leads to a K dependent power law for the increasing of the absorption peaks as one goes to more strongly attractive fermions i.e. towards the superfluid phase.

The dynamical polarizability χ at $K \gtrsim 1$, computed using Eq. 4 within the one SAP approximation described above, is plotted in Fig. 3. Consistent with the theoretical expectation, Fig. 3 shows the suppression of oscillations as one increases the Luttinger parameter K towards the superfluid phase. The results for deep in the insulating phase (i.e. $K \sim 1$), which are shown in the solid blue curve, shows suppressed oscillations consistent with recent experiments [19]. In comparison the red dashed curve, which is less insulating (i.e. $K \sim 1.4$), shows much stronger oscillations. As discussed earlier, the one SAP approximation cannot be used to consider Luttinger parameter K far from the non-interacting point $K = 1$.

III. DISORDERED MASSIVE DIRAC MODEL

Let us now consider the effect of weak potential disorder, which is an intrinsic part of the JJ chain set-up. As will be elaborated in the next section, the long range nature of the Coulomb interaction converts the uncorrelated random background charge into a smooth potential disorder. This allows the disorder potential to be consistent with the low-energy and long-wavelength limit required for the applicability of the sine-Gordon model. In this section, we restrict our analysis to $K \sim 1$ where we can map the sine-Gordon model with disorder potential to the massive Dirac model [22]:

$$H = \int dx \psi^\dagger(x) [i\partial_x \sigma_z + m\sigma_x - \mu(x)] \psi(x), \quad (11)$$

where $\psi^\dagger(x)$ are the Fourier transform of the spinors in Eq. 8. The disorder potential is included in $\mu(x)$, which is an uncorrelated potential that is assumed to be smooth on the scale of the spacing of the JJ chain. The fluctuations in the local potential $\mu(x)$ leads to back-scattering of fermions at energy E , which leads to a mean free path (Appendix C):

$$\lambda = \frac{4E^2 + V_0^4 \Lambda^2}{2m^2 V_0^2 \Lambda}, \quad (12)$$

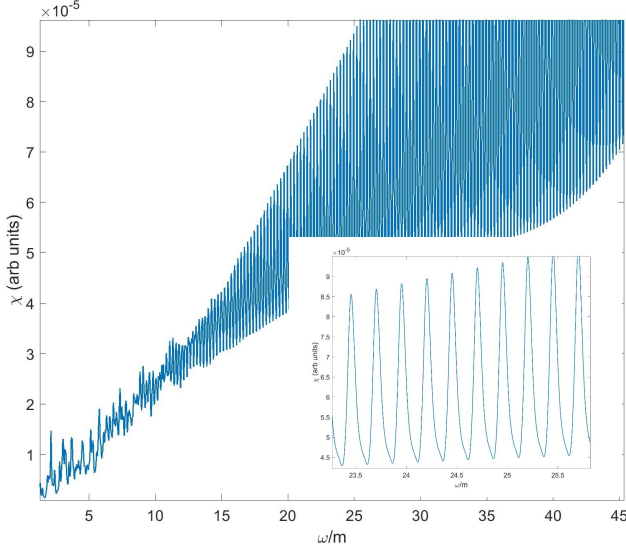


FIG. 4. Local dynamical polarizability χ of the disordered massive Dirac model as a function of ω shows coherent peaks at high frequencies and smaller random absorption peaks at low frequencies. Inset shows that the peak shape in the disordered system, which is more symmetric compared to that in the clean system shown in the inset in Fig. 3.

where $V_0^2\Lambda$ characterizes the strength of the fluctuations in $\mu(x)$ at length scale according to the relation $\langle\mu(x)\mu(x')\rangle = V_0^2\Lambda\delta(x-x')$. The mean-free path increases from $V_0^2\Lambda/2m^2$ to $2E^2/m^2V_0^2\Lambda$ as the energy E of the excited soliton/antisoliton increases from 0. Such a chain appears insulating for lengths that are longer than $L \gg V_0^2\Lambda/2m^2$. Note that the effective length diverges if the mass m drops to zero as is expected to occur near the superfluid phase from Eq. 3. Furthermore, we expect SAPs to be localized at low frequency and not contribute to resonant excitations. In contrast, the dynamical polarizability χ at frequencies above $\omega \gg mV_0\sqrt{\Lambda L}/2$, is dominated by high energy delocalized (see Eq. 12) SAPs and should show sharp resonances similar to the clean result in Fig. 2.

These expectations can be verified from χ , which is calculated by a numerical evaluation of Eq. 4 for the Hamiltonian Eq. 11 and is plotted in Fig. 4. The result shows a disorder gap at low frequency and plasma oscillations at high frequency. Consistent with the intuitive argument at the beginning of this section, high frequency SAPs that contribute to χ with frequencies $\omega \gg m$ are not scattered by the disorder and therefore lead to coherent oscillations in $\chi(\omega)$ seen in Fig. 4. On the other hand, the low energy SAPs are pinned by the disorder domain walls. The low energy excitation constitutes bound resonances from exciting vibration modes of such bound solitons. Such solitons being localized and random appear as a sequence of random peaks in Fig. 4 that are qualitatively different from Fig. 2(b).

Despite the fact that such disorder breaks integrabil-

ity, we can generalize these arguments to $K \gtrsim 1$. For a general sine-Gordon model (Eq. 1), weak potential disorder works as introducing a pinning potential for the massive solitons. For $K < 3/2$ and weak disorder, such potentials lead to pinning of all low energy solitons leading to an insulating phase [26]. Higher energy solitons, which can be obtained by applying a Lorentz boost, have shorter length scales and are therefore not scattered by smooth charge disorder. The coherent high energy SAPs can generate large coherent oscillations in the dynamical polarizability χ at high frequencies.

IV. NEARLY SUPERFLUID LIMIT OF THE JJ CHAIN

We now consider the case where the array is closer to the superfluid phase. In this limit, the Luther-Emery model (Eq. 8) is no longer valid. Furthermore, the sine-Gordon model Eq. 1 ignores curvature effects in the energy. However, the effect of phase slips (i.e. g in Eq. 1) is perturbatively weak in this limit - so that one can compute the decay directly from the microscopic model for a JJ chain that includes both island capacitance C_g , JJ capacitance C_J as well as charge disorder. In this section, we consider a more microscopically justified Hamiltonian for the system that is written as:

$$H = \sum_{i,j} U_{i,j} (N_i - Q_i)(N_j - Q_j) + E_J \sum_i [1 - \cos(\theta_i - \theta_{i-1})] \quad (13)$$

where N_i and θ_i are number of Cooper pairs and phase at site i , E_J is the Josephson energy of junctions and

$$U_{i,j} = \frac{1}{M} \sum_q U_q e^{iq(R_i - R_j)} \quad (14)$$

where M is the system size and $U_q = 4E_0E_1/[E_1 + 4E_0\sin^2(q/2)]$, charging energies $E_{0,1}$ are defined as $E_0 = e^2/2C_g$ and $E_1 = e^2/2C_J$. $\{Q'_s\}$ are normally distributed random stray charges which satisfy $\langle\langle Q_i Q_j \rangle\rangle = D\delta_{i,j}$. The corresponding random potential $\mu_i = \sum_j U_{i,j} Q_j$, has a Fourier transform

$$\langle\langle |\mu_q|^2 \rangle\rangle \approx D \frac{16E_0^2 E_1^2}{(E_1 + E_0 q^2)^2},$$

which is strongly peaked at $k \sim 0$ for $E_0 \gg E_1$. Thus the potential in this case can be assumed to be smooth as assumed in Eq. 11.

For energy of states below the Josephson energy E_J , we expect $(\theta_i - \theta_{i-1}) \ll 2\pi$. However, at low energies rare events called phase-slips locally shift one of the phase differences $(\theta_i - \theta_{i-1})$ by 2π . Such a phase slip is local i.e. it doesn't affect the phase θ_j for $|j - i| \gg 1$. This implies that the remaining of the phase differences add up to

2π immediately following the phase slip. The phase-slip operator is simpler to represent in dual variables defined as

$$\Pi_j = (\theta_{j+1} - \theta_j)/\pi \quad (15)$$

$$\phi_j = \pi \sum_{l \leq j} N_l. \quad (16)$$

The commutation relation of these operators

$$[\phi_l, \Pi_j] = \sum_{m \leq l} [N_m, \theta_{j+1} - \theta_j] \quad (17)$$

$$= i \sum_{m \leq l} (\delta_{j-m} - \delta_{j-m+1}) = i\delta_{j-l}. \quad (18)$$

A quantum phase slip at site j is created by operators $e^{\pm 2i\bar{\phi}_j}$, where

$$\bar{\phi}_j = \sum_l w_{l-j} \phi_l, \quad (19)$$

where $w_l \geq 0$ are normalized weights which peak at $l = 0$ so that $\sum_l w_l = 1$. The width of w_l represents the length scale of the phase slip (Appendix B). Thus, phase-slips can be considered to be nucleated by a term $g \sum_j \cos 2\bar{\phi}_j$. We can write the low-energy effective Hamiltonian where the phase difference variables $\Pi_j \ll 1$, including the phase-slip term as

$$H = \sum_{i,j} \frac{U_{i,j}}{\pi^2} (\phi_i - \phi_{i-1} - \pi Q_i)(\phi_j - \phi_{j-1} - \pi Q_j) + \frac{\pi^2 E_J}{2} \sum_i \Pi_i^2 + g \sum_i \cos 2\bar{\phi}_i. \quad (20)$$

The disorder from Q_j in the charging energy can be eliminated by a unitary transformation $e^{-i\pi \sum_j Q_j \Pi_j}$ which shifts $\bar{\phi}_j$ to $\bar{\phi}_j + \Lambda_j$, where $\Lambda_j = \pi \sum_l w_{l-j} \sum_{m=1}^l Q_m$.

Ignoring g for the moment, diagonalizing H under open boundary condition $\Pi_1 = \Pi_{M-1} = 0$ gives rise to sound-like plasmonic excitation ($\hbar = 1$),

$$H_0 = \sum_q \frac{\pi^2 E_J}{2} \Pi_q^2 + \frac{4 \sin^2(q/2) U_q}{\pi^2} \phi_q^2 = \sum_q \Omega_q (a_q^\dagger a_q + \frac{1}{2}), \quad (21)$$

where q takes integer multiples of π/M , and

$$\Omega_q = \sqrt{\frac{32 E_0 E_1 E_J}{E_1 + 4 E_0 \sin^2(q/2)}} \sin(q/2) \quad (22)$$

is the dispersion of the plasmonic mode that becomes linear ($\sim v_c q$) with speed $v_c = \sqrt{8 E_0 E_J}$ as q goes to 0 and reaches a maximum at the plasma frequency $\omega_p = \sqrt{8 E_1 E_J}$.

At finite $g \neq 0$, phase-slips couple single-plasmon state $|k\rangle \equiv a_k^\dagger |0\rangle$ to multi-plasmon states. To get the plasmon

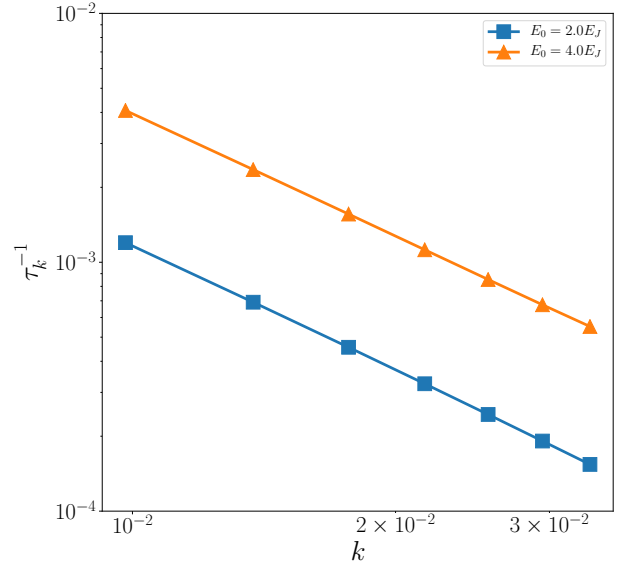


FIG. 5. Inverse lifetime of single plasmon states scaled by g^2/E_J . The system parameters are $M = 1600, D = 0.02, E_1/E_J = 0.1$ while E_0 is changed. Power-law increase of the decay rate at smaller wave vectors (i.e. $q \rightarrow 0$) is consistent with weaker peaks at smaller frequencies obtained from the sine-Gordon model. Moreover, the decay rate is suppressed as E_0 decreases, which is consistent with the experiment [19].

lifetime, we will consider its self-energy, which, to lowest order, is described by the cubic term in the normal-ordered interaction

$$\frac{1}{3!} g \sum_i \xi_i \sin 2\Lambda_i : (2\bar{\phi}_i)^3 :. \quad (23)$$

The additional factor

$$\xi_i = \exp\left[-\frac{\pi^2}{8} \sum_q \sqrt{\frac{E_J}{2 \sin^2(q/2) U_q}} (A_q^i)^2\right] \quad (24)$$

arises from normal-ordering defined by $\cos 2\bar{\phi}_i = \xi_i : \cos 2\bar{\phi}_i :$ where $A_q^i = \sqrt{8/M} \sum_l w_{l-i} \sin ql$ is defined to be the coefficient in $2\bar{\phi}_i = \sum_q A_q^i \phi_q$.

The lifetime of momentum k plasmon obtained by self-energy calculation to order g^2 is given by (see Appendix D for details).

$$\frac{1}{\tau_k} = \pi g^2 \sum_{q_1, q_2} (\Gamma_{k, q_1, q_2})^2 \frac{\delta(\Omega_k - \Omega_{q_1} - \Omega_{q_2})}{8 \Omega_k \Omega_{q_1} \Omega_{q_2}} \quad (25)$$

where the matrix element is

$$\Gamma_{q_1, q_2, q_3} = (\pi \sqrt{E_J})^3 \sum_i \xi_i \sin 2\Lambda_i A_{q_1}^i A_{q_2}^i A_{q_3}^i. \quad (26)$$

Next, we perform disorder average on the inverse life-

time,

$$\langle\langle\frac{1}{\tau_k}\rangle\rangle = \pi g^2 \sum_{q_1, q_2} \langle\langle(\Gamma_{k, q_1, q_2})^2\rangle\rangle \frac{\delta(\Omega_k - \Omega_{q_1} - \Omega_{q_2})}{8\Omega_k \Omega_{q_1} \Omega_{q_2}}. \quad (27)$$

Using the fact that the correlation function of the Aharonov-Casher phase shift, $\langle\langle e^{2i(\Lambda_i - \Lambda_j)} \rangle\rangle = e^{-2\pi^2 D \sum_l (w_{l-i} - w_{l-j})^2}$,

$$\begin{aligned} \langle\langle(\Gamma_{k, q_1, q_2})^2\rangle\rangle &= \frac{(\pi^2 E_J)^3}{2} \sum_{i, j} \xi_i \xi_j e^{-2\pi^2 D \sum_l (w_{l-i} - w_{l-j})^2} \\ &\times (A_k^i A_{q_1}^i A_{q_2}^i)(A_k^j A_{q_1}^j A_{q_2}^j) \end{aligned} \quad (28)$$

The inverse lifetime for single-plasmon states evaluated using Eq. 27 is shown in Fig. 5. The phase slip profile is chosen such that $w_l = \{\tanh[0.2(l - 1/2)] - \tanh[0.2(l - 3/2)]\}/2$, which expands through a length scale of 5 sites. System parameters are chosen to be $M = 1600$, $D = 0.02$ and $E_1/E_J = 0.1$ while E_0/E_J is tuned. Next, we fix the factor ξ_i 's, which are expected to be a constant of i in the $M \rightarrow \infty$ limit, to be $\xi_{M/2}$. This would avoid some finite size effects. Finally, to obtain a finite result from Eq. 27, we introduce a Gaussian broadening $\eta = 0.5\omega_{q_{min}}$ in the energy conservation delta function. Such a broadening is essential to obtain a result from the zero temperature approach for a finite system with curvature in the dispersion relation. This issue may be circumvented at finite temperature, where the broadening is created self-consistently using the decay rate. However, such a treatment goes beyond systematic the systematic perturbation theory in the phase-slip amplitude g considered here.

V. CONCLUSIONS AND DISCUSSION

In this work we have calculated the imaginary part of the local dynamical polarizability χ in the limit where the Luttinger parameter $K \sim 1$ (corresponding to impedance of order of a conductance quantum) where χ is dominated by the cross-section of generation of SAPs. We find that the resulting χ , for $K = 1$, shows an array of peaks (see Eq. 9) whose height increases with increasing frequency in a way that is qualitatively consistent with recent experimental measurements [19]. Increasing K towards the superfluid limit reduces the effective mass (see Eq. 3) of the solitons leading to larger oscillations. Such oscillations in χ are surprising at first glance because a JJ chain in the insulating phase does not have superconducting phase coherence. We show that the observed oscillations are essentially a consequence of the Lorentz invariance of the sine-Gordon model description of the chain (Eq. 1). The coherent phase oscillations in this model are gapped by a Lorentz-invariant phase-slip (cosine) term, for weak Josephson coupling E_J , resulting in an insulating JJ chain. Such a sine-Gordon model turns

out to be a good approximation for long JJ chains in the limit of large JJ capacitance [27]. This is because the Luttinger parameter K (inverse impedance) and the phase-slip amplitude g are independently controlled by the long and short ranged part of the effective screened Coulomb interaction in the microscopic model (see Sec. IV). Such clean sine-Gordon models have been proposed to be realized in strongly interacting ultra-cold Bose gases [28]. We expect similar broadened above gap oscillations in χ to apply to a superfluid-insulator transition in the context of ultra-cold atoms [28].

The coherent phase peaks in χ are also found to be robust to charge disorder that is present in JJ chains [19]. The long-range nature of the Coulomb interactions that are encoded in the capacitances in the JJ chain model ensures that the uncorrelated charge disorder appears smooth on the lattice scale, ensuring the validity of the sine-Gordon model treatment. We have shown analytically that the mean-free path for solitons increases with frequency for SAPs. However, as the frequency of the perturbation is lowered the mean-free path of the SAPs become short leading to localized excitations. This leads to increased broadening of the resonances at lower frequency consistent with recent experiments [19]. We also find that the resonances rest on an incoherent background also seen in the experimental data for high impedance wires [19]. Additionally, the models considered here all have a gap leading to insulating transport in dc, which is also consistent with the recent experiments [19]. The insulating behavior may be understood as charge disorder pinning of the charged solitons [26].

In the last section of this work, we consider the perturbative decay of plasmons due to quantum phase slips, similar to recent work [29]. However, in contrast to previous work [29], we avoid analytic continuation and directly evaluate the self-energy with the quantum phase slip term in Eq. 1 being treated as a perturbation. The analytic continuation is particularly difficult for finite size and disordered system. Furthermore, we explicitly exclude disorder broadening of single-plasmon states. Such broadening is implicitly included in the replica-based disorder averaged partition function approach [29]. However, as shown in recent work [30], disorder-induced fluctuations can also lead to extrinsic broadening of the resonances. We also find that strictly speaking, such a perturbative decay maybe limited or artificially enhanced by energy conservation in a finite chain. We formally circumvent this problem by introducing an intrinsic broadening of the states. We find that the calculated decay rates that increase as one reduces wave-vector q consistent with both experiment [19] and recent theory [29]. However, it is not clear that the intrinsic source of broadening is justified at the low temperatures required to have an insulator.

Finally, we note that our work relies on the integrability of the sine-Gordon model in the clean limit. We have also assumed that this integrability extends to the disordered sine-Gordon model near the Luther-Emery

point [13, 20] ($K \simeq 1$) to describe finite real frequency dynamics. On the other hand, the general disordered sine-Gordon model is not integrable and likely exhibits interesting dynamical behavior related to many-body localization [1]. This likely leads to avenues for interesting work on this system in the future regarding low frequency

equilibration at this system.

We thank Vladimir Manucharyan for introducing us to this problem and M. Houzet for valuable discussions. This work was supported by the NSF-DMR-1555135 (CAREER), JQI-NSF-PFC (PHY1430094) and the Sloan research fellowship.

-
- [1] R. Nandkishore and D. A. Huse, Annual Review of Condensed Matter Physics **6**, 15 (2015).
 - [2] S. Sachdev, Annu. Rev. Condens. Matter Phys. **3**, 9 (2012).
 - [3] S. Sachdev, *Quantum phase transitions* (Cambridge university press, 2011).
 - [4] M. P. A. Fisher, Phys. Rev. Lett. **65**, 923 (1990).
 - [5] N. Marković, C. Christiansen, and A. Goldman, Phys. Rev. Lett. **81**, 5217 (1998).
 - [6] N. Mason and A. Kapitulnik, Phys. Rev. B **65**, 220505 (2002).
 - [7] A. Hebard and M. Paalanen, Phys. Rev. Lett. **65**, 927 (1990).
 - [8] M. Mondal, A. Kamlapure, S. C. Ganguli, J. Jesudasan, V. Bagwe, L. Benfatto, and P. Raychaudhuri, Scientific reports **3**, 1357 (2013).
 - [9] M. Greiner, O. Mandel, T. Esslinger, T. W. Hänsch, and I. Bloch, nature **415**, 39 (2002).
 - [10] D. Podolsky and S. Sachdev, Phys. Rev. B **86**, 054508 (2012).
 - [11] M. Endres, T. Fukuhara, D. Pekker, M. Cheneau, P. Schauß, C. Gross, E. Demler, S. Kuhr, and I. Bloch, Nature **487**, 454 (2012).
 - [12] R. Bradley and S. Doniach, Phys. Rev. B **30**, 1138 (1984).
 - [13] T. Giamarchi, *Quantum physics in one dimension*, Vol. 121 (Oxford university press, 2004).
 - [14] M. Bard, I. Protopopov, I. Gornyi, A. Shnirman, and A. Mirlin, Phys. Rev. B **96**, 064514 (2017).
 - [15] K. Matveev, A. Larkin, and L. Glazman, Phys. Rev. Lett. **89**, 096802 (2002).
 - [16] G. Rastelli, I. M. Pop, and F. W. Hekking, Phys. Rev. B **87**, 174513 (2013).
 - [17] E. Chow, P. Delsing, and D. B. Haviland, Phys. Rev. Lett. **81**, 204 (1998).
 - [18] K. Cedergren, R. Ackroyd, S. Kafanov, N. Vogt, A. Shnirman, and T. Duty, Phys. Rev. Lett. **119**, 167701 (2017).
 - [19] R. Kuzmin, R. Mencia, N. Grabon, N. Mehta, Y.-H. Lin, and V. E. Manucharyan, arXiv preprint arXiv:1805.07379 (2018).
 - [20] A. Luther and V. J. Emery, Phys. Rev. Lett. **33**, 589 (1974).
 - [21] A. B. Zamolodchikov, International Journal of Modern Physics A **10**, 1125 (1995).
 - [22] S. Coleman, Phys. Rev. D **11**, 2088 (1975).
 - [23] R. Baier and E. Pilon, Zeitschrift für Physik C Particles and Fields **52**, 339 (1991).
 - [24] S. Mandelstam, Phys. Rev. D **11**, 3026 (1975).
 - [25] H. Babujian, A. Fring, M. Karowski, and A. Zapletal, Nuclear Physics B **538**, 535 (1999).
 - [26] T. Giamarchi and H. Schulz, Phys. Rev. B **37**, 325 (1988).
 - [27] M.-S. Choi, J. Yi, M. Choi, J. Choi, and S.-I. Lee, Phys. Rev. B **57**, R716 (1998).
 - [28] H. Büchler, G. Blatter, and W. Zwerger, Phys. Rev. Lett. **90**, 130401 (2003).
 - [29] M. Bard, I. Protopopov, and A. Mirlin, Phys. Rev. B **98**, 224513 (2018).
 - [30] M. Houzet and L. I. Glazman, arXiv preprint arXiv:1901.01515 (2019).

Appendix A: Formal sine-Gordon representation of phase slips

The JJ chain Hamiltonian is written as

$$H = \sum_{i,j} U_{i,j} (N_i - Q_i)(N_j - Q_j) + \sum_i E_J [1 - \cos(\theta_i - \theta_{i-1})], \quad (\text{A1})$$

where N_i is number of Cooper pairs on site i , with strayed charge Q_i that represents disorder, E_J is the Josephson energy of the junctions and θ_i is phase of site i . $U_{i,j}$ is the charging energy between i and j . Starting with the canonical commutation relations for charge and phase

$$[\theta_m, N_n] = i\delta_{mn}, \quad (\text{A2})$$

one can define a new variable

$$\phi_n = \sum_m K(m-n)N_m \quad (\text{A3})$$

$$K(n) = \pi[1 - \tanh \alpha(n - 1/2)]/2, \quad (\text{A4})$$

where α represents the width of the phase slip profile. The new variable ϕ satisfies the commutation relation

$$[\theta_m, \phi_n] = iK(m-n). \quad (\text{A5})$$

Using the Campbell-Baker-Hausdorf relation,

$$e^{-2i\phi_n} \theta_m e^{2i\phi_n} = \theta_m - 2K(m-n), \quad (\text{A6})$$

one can show that $e^{2i\phi_n}$ creates a phase-slip with the profile shown in Fig. A1. Thus, the phase slip is generated by the sine term of the sine-Gordon model

$$H_{sine} = g \sum_i \cos 2\phi_i. \quad (\text{A7})$$

In order to properly include the variable θ , we need to transform to dual variables, which are defined by the momentum

$$\Pi_m = (\theta_{m+1} - \theta_m)/\pi, \quad (\text{A8})$$

which is canonically conjugate to θ_n as

$$[\phi_n, \Pi_m] = i[K(m+1-n) - K(m-n)] \approx i\delta_{nm} \quad (\text{A9})$$

at length scale much larger than the width of the profile. In such limit, the JJ chain Hamiltonian, in terms of Π and θ , becomes

$$H = \sum_{i,j} U_{i,j} \left(\frac{\phi_i - \phi_{i-1}}{\pi} - Q_i \right) \left(\frac{\phi_j - \phi_{j-1}}{\pi} - Q_j \right) + \sum_i E_J (1 - \cos \pi \Pi_j) \quad (\text{A10})$$

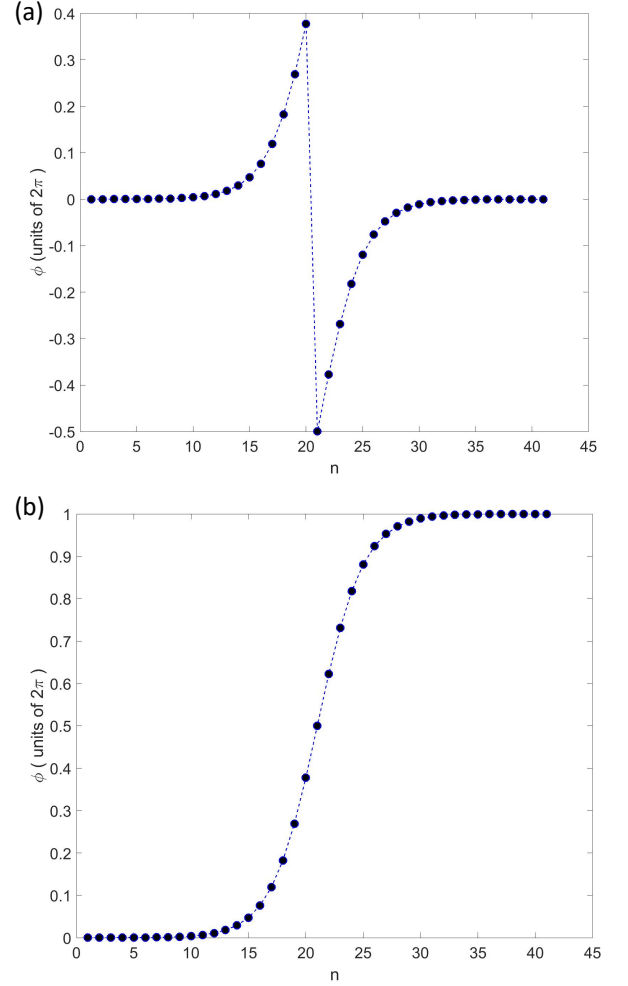


FIG. A1. (a) Phase profile ϕ_n for the microscopic JJ chain model. The phase-slip phase profile is discontinuous but local in the sense that it vanishes away from the phase slip. (b) The discontinuity can be removed at the expense of introducing non-locality to produce an unwound phase-slip.

In the large E_J regime, one can expand the Josephson energy to quadratic term. In this case, we should also include the phase slip term H_{sine} . This gives

$$H = \sum_{i,j} U_{i,j} \left(\frac{\phi_i - \phi_{i-1}}{\pi} - Q_i \right) \left(\frac{\phi_j - \phi_{j-1}}{\pi} - Q_j \right) + \frac{E_J}{2} \sum_i (\pi \Pi_j)^2 + g \sum_i \cos 2\phi_i \quad (\text{A11})$$

Next we transform $\phi_i \rightarrow \phi_i + \pi \sum_{j \leq i} Q_j$, this gives rise

to the Aharonov-Casher phase in the phase slip term,

$$H = \sum_{i,j} \frac{U_{i,j}}{\pi^2} (\phi_i - \phi_{i-1})(\phi_j - \phi_{j-1}) + \frac{E_J}{2} \sum_i (\pi \Pi_j)^2 + g \sum_i \cos(2\phi_i + 2\pi \sum_{j \leq i} Q_j) \quad (\text{A12})$$

Finally, in the continuum limit ($\phi \rightarrow \phi(x)$, $\Pi \rightarrow j(x)$), considering length scale to be larger than the Coulomb interaction range $\sqrt{E_0/E_1}$ where $U_{i,j} \approx 4E_0\delta_{i,j}$, the Hamiltonian becomes sine-Gordon-typed,

$$H = \int dx \left[\frac{\pi^2 E_J}{2} j(x)^2 + \frac{4E_0}{\pi^2} \partial\phi(x)^2 + g \cos(2\phi(x) + 2\pi \int_{x' < x} Q(x')) \right]. \quad (\text{A13})$$

Appendix B: Phase-slips from microscopic model

In this appendix, we show that the partition function of the sine-Gordon model matches that of the microscopic JJ chain model under certain limit with certain value of g . This in principle allows one to determine g . For simplicity, periodic boundary condition is chosen for both JJ chain and sine-Gordon model.

We start with the microscopic Hamiltonian of the JJ, which is given by

$$H = \sum_{i,j} N_i U_{ij} N_j + E_J \sum_i (1 - \cos \Delta\theta_i) \quad (\text{B1})$$

where $\Delta\theta_i = \theta_i - \theta_{i-1}$. This gives the imaginary time action

$$S[\theta] = \int \frac{1}{4} \sum_{i,j} \dot{\theta}_i C_{i,j} \dot{\theta}_j + E_J \sum_i (1 - \cos \Delta\theta_i) d\tau, \quad (\text{B2})$$

where $C \equiv U^{-1}$ is the capacitance matrix. The partition function Z in path integral form is

$$Z_{JJC} = \oint \mathcal{D}[\theta] e^{-S[\theta]} \quad (\text{B3})$$

where the integration limit of S is from 0 to β . Due to the 2π periodicity in θ , the configurations can have B.C's with $2\pi n$ jumps in $\theta_{N+1} - \theta_1$ and $\int d\tau \partial_\tau \theta_i$. This is equivalent to including particular kinds of branch cuts into the configurations and restoring periodic boundary conditions on both time and position.

The branch cuts transforms $(\partial_\tau, \Delta) \rightarrow (\partial_\tau - a_0, \Delta - a_1)$ with a vector potential $\mathbf{a} = (a_0, a_1)$,

$$Z_{JJC} = \sum_{\mathbf{a}} \int \mathcal{D}[\theta] e^{-S_{\mathbf{a}}[\theta]} \quad (\text{B4})$$

and the \mathbf{a} -dependent action $S_{\mathbf{a}}$ is

$$S_{\mathbf{a}}[\theta] = \int d\tau \left[\sum_{i,j} (\dot{\theta}_i - a_{i0}) \frac{C_{i,j}}{4} (\dot{\theta}_j - a_{j0}) + E_J \sum_i (1 - \cos(\Delta\theta_i - a_{i1})) \right] \quad (\text{B5})$$

where \mathbf{a} labels the sets of branch cuts. Since the path integral is invariant under a change of variable $\theta \rightarrow \theta + \Lambda$, $(a_0, a_1) \rightarrow (a_0 + \partial_\tau \Lambda, a_1 + \Delta\Lambda)$ is a gauge symmetry. Therefore, we can choose the non gauge equivalent branch cuts to be composed of vertical cuts,

$$\mathbf{a}_i(\tau) = (0, \pm 2\pi \delta_{i,x_v} \Theta(\tau_v - \tau)) \quad (\text{B6})$$

where x_v and τ_v are the coordinates of the end point of the branch cuts (vortices/antivortices), which are determined by the (\pm) sign; and horizontal branch cuts,

$$\mathbf{a}_i(\tau) = (\pm 2\pi \delta(\tau) \Theta(x_{v_1} < i < x_{v_2}), 0). \quad (\text{B7})$$

Finally, there are also full branch cuts that does not have vortices. These are defined as $\mathbf{a}_i(\tau) = (0, \pm 2\pi \delta_{i,0})$ or $\mathbf{a}_i(\tau) = (\pm 2\pi \delta(\tau), 0)$.

Next, we split the field into smooth and fast part.

$$\theta = \theta_s + \theta_f \quad (\text{B8})$$

where θ_s is defined by $\sqrt{(\partial_\tau \theta_s - a_0)^2 + (\Delta \theta_s - a_1)^2}$ being small. The configurations that contribute more are ones with $\theta_f \simeq 0$ everywhere except near the vortices $((x, \tau) \sim (x_v, \tau_v))$, where $\mathcal{L}_{\mathbf{a}}(\dot{\theta}_f, \theta_f) \gg \mathcal{L}_{\mathbf{a}}(\dot{\theta}_s, \theta_s)$. Therefore,

$$\begin{aligned} Z_{JJC} &= \sum_{\mathbf{a}} \int \mathcal{D}[\theta_s] \mathcal{D}[\theta_f] e^{-S_{\mathbf{a}}[\theta_s + \theta_f]} \\ &\simeq \sum_{\mathbf{a}} \int \mathcal{D}[\theta_s] e^{-S_{\mathbf{a}}[\theta_s]} \int \mathcal{D}[\theta_f] e^{-S_{\mathbf{a}}[\theta_f]} \\ &\simeq \sum_{\mathbf{a}} \int \mathcal{D}[\theta_s] e^{-S_{\mathbf{a}}[\theta_s]} \prod_{v \in \mathbf{a}} \int \mathcal{D}[\theta_f] e^{-S_v[\theta_f]} \\ &\equiv \sum_{\mathbf{a}} \gamma^{n_{\mathbf{a}}} \int \mathcal{D}[\theta_s] e^{-S_{\mathbf{a}}[\theta_s]} \end{aligned} \quad (\text{B9})$$

where v labels vortices in the set of branch cuts \mathbf{a} , $S_v[\theta_f] = \sum_{x \sim x_v} \int_{\tau \sim \tau_v} d\tau \mathcal{L}(\dot{\theta}_f, \theta_f)$ and γ is the contribution from integrating θ_f near a single vortex/antivortex, $n_{\mathbf{v}}$ is the number of vortices. Finally, since θ_s is smooth, we can approximate $S_{\mathbf{a}}[\theta_s]$ by the free action $S_{0,\mathbf{a}}[\theta_s] = \int d\tau [\sum_{i,j} (\dot{\theta}_i - a_{i0}) \frac{C_{i,j}}{4} (\dot{\theta}_j - a_{j0}) + \frac{E_J}{2} \sum_i (\Delta\theta_i - a_{i1})^2]$, this gives the following form of the partition function.

$$Z_{JJC} = \sum_{\mathbf{a}} \gamma^{n_{\mathbf{a}}} \int \mathcal{D}[\theta_s] e^{-S_{0,\mathbf{a}}[\theta_s]} \quad (\text{B10})$$

To solve for Z_{JJC} , it is more convenient to work in the

Fourier space,

$$\begin{aligned}\theta_m(\tau) &= \frac{1}{\sqrt{M}} \sum_{k,\omega} \tilde{\theta}_{k,\omega} e^{i(km-\omega\tau)} \\ \mathbf{a}_m(\theta) &= \frac{1}{\sqrt{M}} \sum_{k,\omega} \tilde{\mathbf{a}}_{k,\omega} e^{i(km-\omega\tau)},\end{aligned}\quad (\text{B11})$$

where M is the system size and $k \in \{\frac{2n\pi}{M}|n \in \{-M/2 \dots M/2\}\}$, $\omega \in \{\frac{2n\pi}{\beta}|n \in \mathbb{Z}\}$. This gives

$$\begin{aligned}S_{0,\mathbf{a}}[\theta_s]/\beta &= \sum_{(k,\omega) \neq (0,0)} A_{k,\omega} |\tilde{\theta}_{k,\omega} - \frac{(E_J/2)(1-e^{ik})\tilde{a}_1 + i(\omega\tilde{C}_k/4)\tilde{a}_0}{A_{k,\omega}}|^2 \\ &+ \frac{\tilde{C}_0}{4} |\tilde{a}_{0;(0,0)}|^2 + \frac{E_J}{2} |\tilde{a}_{1;(0,0)}|^2 \\ &+ (\frac{E_J\tilde{C}_0}{8}) \sum_{(k,\omega) \neq (0,0)} \frac{|(1-e^{-ik})\tilde{a}_0 + i\omega\tilde{a}_1|^2}{A_{k,\omega}}\end{aligned}\quad (\text{B12})$$

where $\tilde{C}_k = \sum_m C_m e^{ikm}$, $A_{k,\omega} = \omega^2 \tilde{C}_k/4 + 2E_J \sin^2(k/2)$. Next, using $\mathcal{D}[\theta_s] = J \prod_{k,\omega} d\tilde{\theta}_{k,\omega}$,

$$\begin{aligned}Z_{JJC} &= J \sum_{\mathbf{a}} \{\gamma^{n_{\mathbf{a}}} e^{-\beta[(\tilde{C}_0/4)|\tilde{a}_{0;(0,0)}|^2 + (E_J/2)|\tilde{a}_{1;(0,0)}|^2]} \\ &\times \prod_{(k,\omega) \neq (0,0)} [e^{-\frac{\beta E_J \tilde{C}_k}{8 A_{k,\omega}} |(1-e^{-ik})\tilde{a}_0 + i\omega\tilde{a}_1|^2} \\ &\times \int d\tilde{\theta}_{k,\omega} e^{-\beta A_{k,\omega} |\tilde{\theta}_{k,\omega}|^2}] \} \\ &\propto \sum_{\mathbf{a}} \{\gamma^{n_{\mathbf{a}}} e^{-\beta[(\tilde{C}_0/4)|\tilde{a}_{0;(0,0)}|^2 + (E_J/2)|\tilde{a}_{1;(0,0)}|^2]} \\ &\times \prod_{(k,\omega) \neq (0,0)} e^{-\frac{\beta E_J \tilde{C}_k}{8 A_{k,\omega}} |(1-e^{-ik})\tilde{a}_0 + i\omega\tilde{a}_1|^2} \}\end{aligned}\quad (\text{B13})$$

Note that the set of broken branch cuts \mathbf{a} and the vortex configuration has a 1-to-1 correspondence. Therefore, we can relabel \mathbf{a} by $(n_{\tau}, n_x, \mathbf{v})$ which denotes the number of 2π jumps at the x and τ boundary and the vortex configuration.

For the second term, by Eq. B6 and Eq. B7, $\tilde{\mathbf{a}}_{(0,0)}$ are related to the polarization of \mathbf{v} up to full branch cuts,

$$\begin{aligned}\tilde{a}_{0;(0,0)} &= \frac{1}{\beta\sqrt{M}} \sum_m \int a_{0,m}(\tau) d\tau \\ &= \frac{2\pi}{\beta\sqrt{M}} (Mn_{\tau} + \sum_{v \in \mathbf{v}} x_v s_v) \\ &\equiv \frac{2\pi}{\beta\sqrt{M}} (Mn_{\tau} + P_{x,\mathbf{v}})\end{aligned}\quad (\text{B14})$$

$$\begin{aligned}\tilde{a}_{1;(0,0)} &= \frac{1}{\beta\sqrt{M}} \sum_m \int a_{1,m}(\tau) d\tau \\ &= \frac{2\pi}{\beta\sqrt{M}} (\beta n_x + \sum_{v \in \mathbf{v}} \tau_v s_v) \\ &\equiv \frac{2\pi}{\beta\sqrt{M}} (\beta n_x + P_{\tau,\mathbf{v}})\end{aligned}\quad (\text{B15})$$

where $s_v = \pm 1$ for vortices/antivortices. The polarization is defined as $P_{\mathbf{v}} = (\sum_{v \in \mathbf{v}} \tau_v s_v, \sum_{v \in \mathbf{v}} x_v s_v)$. Next, for the third term, the exponent contains a discrete version of $\text{curl } \mathbf{a}$ which can also be rewritten as the vortex density,

$$|(1-e^{-ik})\tilde{a}_0 + i\omega\tilde{a}_1|^2 = \frac{4\pi^2}{\beta^2 M} |B_{\mathbf{v};k,\omega}|^2 \quad (\text{B16})$$

where $B_{\mathbf{v};k,\omega} \equiv \sum_{v \in \mathbf{v}} s_v e^{-i(kx_v - \omega\tau_v)}$. Therefore, the partition function represented in terms of the vortex configuration is

$$\begin{aligned}Z_{JJC} &\sim \sum_{\mathbf{v}} \{\gamma^{n_{\mathbf{v}}} \sum_{n_x, n_{\tau}} e^{-[\frac{\pi^2 \tilde{C}_0}{\beta M} (Mn_{\tau} + P_{x,\mathbf{v}})^2 + \frac{2\pi^2 E_J}{\beta M} (\beta n_x + P_{\tau,\mathbf{v}})^2]} \\ &\times \prod_{(k,\omega) \neq (0,0)} e^{-\frac{\pi^2 E_J \tilde{C}_k}{2\beta M} (\frac{|B_{\mathbf{v};k,\omega}|^2}{A_{k,\omega}})} \}\end{aligned}\quad (\text{B17})$$

Finally, to make connection to the s-G model that is going to be introduced later, we perform a Poisson resummation on the discrete Gaussians. This gives

$$\begin{aligned}Z_{JJC} &\sim \sum_{\mathbf{v}} \{\gamma^{n_{\mathbf{v}}} \sum_n e^{-\frac{\beta}{M\tilde{C}_0} n^2 + i\frac{2\pi P_{x,\mathbf{v}}}{M} n} \sum_n e^{-\frac{M}{2\beta E_J} n^2 + i\frac{2\pi P_{\tau,\mathbf{v}}}{M} n} \\ &\times \prod_{(k,\omega) \neq (0,0)} e^{-\frac{\pi^2 E_J \tilde{C}_k}{2\beta M} (\frac{|B_{\mathbf{v};k,\omega}|^2}{A_{k,\omega}})} \}\end{aligned}\quad (\text{B18})$$

Next, we derive the partition function Z_{s-G} for sine-Gordon model defined as

$$H_{s-G} = \sum_{i,j} N_j U_{i,j} N_j + \frac{E_J}{2} \sum_j (\theta_j - \theta_{j-1})^2 + g \sum_j \cos(2\phi_j). \quad (\text{B19})$$

It is convenient to perform a charge-vortex transformation $(\theta, N) \rightarrow (\phi, \Pi)$, with the relation

$$\begin{aligned}N_i &= (\theta_i - \theta_{i-1})/\pi \\ \Pi_i &= (\phi_{i+1} - \phi_i)/\pi.\end{aligned}\quad (\text{B20})$$

One can easily check that the commutation relation $[\phi_i, \Pi_j] = i\delta_{i,j}$ is preserved. In terms of ϕ and Π ,

$$\begin{aligned}H_{s-G} &= \sum_{i,j} (\phi_i - \phi_{i-1}) \frac{U_{i,j}}{\pi^2} (\phi_j - \phi_{j-1}) \\ &+ \frac{\pi^2 E_J}{2} \sum_j \Pi_j^2 + g \sum_j \cos(2\phi_j).\end{aligned}\quad (\text{B21})$$

Using the path integral formalism, the partition function can be written as,

$$Z_{s-G} = \sum_{n_x, n_\tau} \int_{\phi(\beta)=\phi(0)} \mathcal{D}[\phi] e^{-S_{n_x, n_\tau}} \quad (\text{B22})$$

where n_x, n_τ labels the boundary condition defined by

$$\begin{aligned} 2\phi_{M+1}(\tau) &= 2\phi_1(\tau) + 2\pi n_x \\ 2\phi_j(\beta) &= 2\phi_j(0) + 2\pi n_\tau \end{aligned} \quad (\text{B23})$$

and the imaginary time action can be written as

$$\begin{aligned} S_{n_x, n_\tau} &= \int_0^\beta d\tau \left[\frac{1}{2\pi^2 E_J} \sum_j (\dot{\phi}_j + \frac{\pi n_\tau}{\beta})^2 \right. \\ &\quad + \sum_{i,j} (\phi_i - \phi_{i-1} + \frac{\pi n_x}{M}) \frac{U_{i,j}}{\pi^2} (\phi_j - \phi_{j-1} + \frac{\pi n_x}{M}) \\ &\quad \left. + g \sum_j \cos(2\phi_j + \frac{2\pi j}{M} n_x + \frac{2\pi \tau}{\beta} n_\tau) \right]. \end{aligned} \quad (\text{B24})$$

Working perturbatively in small g ,

$$\begin{aligned} Z_{s-G} &= \sum_{n_x, n_\tau} \sum_n \frac{1}{n!} \left(-\frac{g}{2}\right)^n \sum_{l_1, l_2, \dots, l_n} \int \prod_{j=1}^n d\tau_j \sum_{\{\mathbf{s}\}} \\ &\quad \int \mathcal{D}[\phi] e^{-S_{0, n_x, n_\tau} + i \sum_j s_j [2\phi_{l_j}(\tau_j) + \frac{2\pi l_j}{M} n_x + \frac{2\pi \tau_j}{\beta} n_\tau]} \end{aligned} \quad (\text{B25})$$

where $\{\mathbf{s}\}$ sums over the signs (± 1) and the free action S_0 is given by

$$\begin{aligned} S_{0; n_x, n_\tau} &= \int_0^\beta d\tau \left[\frac{1}{2\pi^2 E_J} \sum_j (\dot{\phi}_j + \frac{\pi n_\tau}{\beta})^2 \right. \\ &\quad + \sum_{i,j} (\phi_i - \phi_{i-1} + \frac{\pi n_x}{M}) \frac{U_{i,j}}{\pi^2} (\phi_j - \phi_{j-1} + \frac{\pi n_x}{M}) \\ &= \frac{M}{2\beta E_J} n_\tau^2 + \frac{\beta \tilde{U}_0}{M} n_x^2 \\ &\quad + \sum_{(k, \omega) \neq (0,0)} \left[\frac{\beta}{2\pi^2 E_J} \omega^2 + \frac{4\beta \sin^2(k/2)}{\pi^2} \tilde{U}_k \right] |\tilde{\phi}_{k, \omega}|^2. \end{aligned} \quad (\text{B26})$$

where $\tilde{U}_k = \sum_l U_l e^{ikl}$ and the Fourier transformation of the ϕ fields are defined as

$$\begin{aligned} \phi_l(\tau) &= \frac{1}{\sqrt{M}} \sum_{k, \omega} \tilde{\phi}_{k, \omega} e^{i(kl - \omega\tau)} \\ \tilde{\phi}_{k, \omega} &= \frac{1}{\beta \sqrt{M}} \sum_l \int d\tau \phi_l(\tau) e^{-i(kl - \omega\tau)} \end{aligned} \quad (\text{B27})$$

where M, k , and ω has the same definition as above. Let

$$\mathcal{D}[\phi] = J \prod_{k, \omega} d\tilde{\phi}_{k, \omega},$$

$$\begin{aligned} Z_{s-G} &= J \sum_{\mathbf{v}} \left(-\frac{g}{2}\right)^{n_{\mathbf{v}}} \\ &\quad \times \sum_{n_\tau} e^{-\frac{M}{2\beta E_J} n_\tau^2 + i \frac{2\pi P_{\tau, \mathbf{v}}}{\beta} n_\tau} \sum_{n_x} e^{-\frac{\beta \tilde{U}_0}{M} n_x^2 + i \frac{2\pi P_{x, \mathbf{v}}}{M} n_x} \\ &\quad \times \prod_{k, \omega} \int d\tilde{\phi}_{k, \omega} e^{-\frac{2\beta \tilde{U}_k}{\pi^2 E_J} A_{k, \omega} |\tilde{\phi}_{k, \omega}|^2 + i \frac{2}{\sqrt{M}} B_{\mathbf{v}; k, \omega} \tilde{\phi}_{k, \omega}} \end{aligned} \quad (\text{B28})$$

where $\sum_{\mathbf{v}} \equiv \sum_n \frac{1}{n!} \sum_{l_1, l_2, \dots, l_n} \int \prod_j^n d\tau_j \sum_{\{\mathbf{s}\}}$ is an analog of the sum over vortex configurations and $n_{\mathbf{v}}$ represents the number of vortices. We will use this notation and index the vortices by v . Again, $A_{k, \omega} = \omega^2 / 4\tilde{U}_k + 2E_J \sin^2(k/2)$, $B_{\mathbf{v}; k, \omega} = \sum_{v \in \mathbf{v}} s_v e^{i(kx_v - \omega\tau_v)}$ and $P_{\mathbf{v}}$ is the polarization of the charges with the same definition, $(P_{\tau, \mathbf{v}}, P_{x, \mathbf{v}}) \equiv (\sum_{v \in \mathbf{v}} \tau_v s_v, \sum_{v \in \mathbf{v}} x_v s_v)$. First, the integral over $\tilde{\phi}$'s are Gaussian integrals

$$\begin{aligned} &\prod_{k, \omega} \int d\tilde{\phi}_{k, \omega} e^{-\frac{2\beta \tilde{U}_k}{\pi^2 E_J} A_{k, \omega} |\tilde{\phi}_{k, \omega}|^2 + i \frac{2}{\sqrt{M}} B_{\mathbf{v}; k, \omega} \tilde{\phi}_{k, \omega}} \\ &= \prod_{k, \omega} \sqrt{\frac{4\pi^3 E_J}{\beta \tilde{U}_k A_{k, \omega}}} e^{-\frac{\pi^2 E_J}{2\beta M \tilde{U}_k} \left(\frac{|B_{\mathbf{v}; k, \omega}|^2}{A_{k, \omega}}\right)} \\ &\propto \prod_{k, \omega} e^{-\frac{\pi^2 E_J}{2\beta M \tilde{U}_k} \left(\frac{|B_{\mathbf{v}; k, \omega}|^2}{A_{k, \omega}}\right)} \end{aligned} \quad (\text{B29})$$

Using the fact that the only configurations that are going to contribute are the charge neutral ones with $\sum_{v \in \mathbf{v}} s_v = 0$ and $n_{\mathbf{v}}$ is thereby an even number,

$$\begin{aligned} Z_{s-G} &\sim \sum_{\mathbf{v}} \left(\frac{g}{2}\right)^{n_{\mathbf{v}}} \\ &\quad \times \sum_n e^{-\frac{M}{2\beta E_J} n^2 + i \frac{2\pi P_{\tau, \mathbf{v}}}{\beta} n} \sum_n e^{-\frac{\beta \tilde{U}_0}{M} n^2 + i \frac{2\pi P_{x, \mathbf{v}}}{M} n} \\ &\quad \times \prod_{k, \omega} e^{-\frac{\pi^2 E_J}{2\beta M \tilde{U}_k} \left(\frac{|B_{\mathbf{v}; k, \omega}|^2}{A_{k, \omega}}\right)}. \end{aligned} \quad (\text{B30})$$

One can see that this form exactly matches Z_{JJC} in (B18) with g chosen as

$$g = 2\gamma \equiv 2 \int \mathcal{D}[\phi_f] e^{-\sum_x s_x \int_{\tau \sim \tau_v} d\tau \mathcal{L}_v(\dot{\phi}_f, \phi_f)}. \quad (\text{B31})$$

Appendix C: Massive Dirac model with charge disorder

Let us consider the Dirac equation

$$i\sigma_z \partial_x \psi + [m\sigma_x - \mu(x)]\psi = 0. \quad (\text{C1})$$

This equation is written as

$$\partial_x \psi + [m\sigma_y - i\mu(x)\sigma_z]\psi = 0. \quad (\text{C2})$$

Transforming $\psi \rightarrow e^{i\phi(x)\sigma_z}\psi$, where $\phi(x) = \int_{x_1}^x dx' \mu(x')$, the equation becomes

$$\partial_x \psi = -m[\cos \phi(x)\sigma_y - \sin \phi(x)\sigma_x]\psi. \quad (\text{C3})$$

Considering the evolution of $\psi(x)$ from $x = x_1$ to $x = x_2$

$$\begin{aligned} \psi(x_2) &= e^{-i\phi(x_2)\sigma_z} \\ &\times [1 - m \int dx' \{\cos \phi(x')\sigma_y - \sin \phi(x')\sigma_x\}]\psi(x_1) \end{aligned} \quad (\text{C4})$$

$$\equiv e^{-i\phi(x_2)\sigma_z}(1 + mA)\psi(x_1), \quad (\text{C5})$$

where

$$\begin{aligned} A &= - \int dx' \{\cos \phi(x')\sigma_y - \sin \phi(x')\sigma_x\} \\ &\equiv S\sigma_x + C\sigma_y. \end{aligned} \quad (\text{C6})$$

The localization length λ can be found by ($X \equiv \langle \sigma_x \rangle$, $Y \equiv \langle \sigma_y \rangle$)

$$\begin{aligned} e^{-2(\frac{x_2-x_1}{\lambda})} &\sim 1 - 2\left(\frac{x_2-x_1}{\lambda}\right) = \langle (1 + mA)^2 \rangle \\ &= 1 + 2m(SX + CY) + m^2(C^2 + S^2) \end{aligned} \quad (\text{C7})$$

At $m = 0$, the uniform (Haar measure) distribution on the unit sphere is a stationary distribution. Therefore, this can be solved in the small m limit. For a stationary distribution, expectation value of a local operator \hat{O} should satisfy

$$\frac{\langle (1 + mA)e^{i\phi(x_2)\sigma_z}\hat{O}e^{-i\phi(x_2)\sigma_z}(1 + mA) \rangle}{\langle (1 + mA)^2 \rangle} = \langle \hat{O} \rangle. \quad (\text{C8})$$

By choosing $\hat{O} = \sigma_{x,y}$, we obtain the following equations,

$$\begin{aligned} X &= \frac{\langle (1 + mA)[\cos \phi(x_2)\sigma_x - \sin \phi(x_2)\sigma_y](1 + mA) \rangle}{\langle (1 + mA)^2 \rangle} \\ Y &= \frac{\langle (1 + mA)[\sin \phi(x_2)\sigma_x + \cos \phi(x_2)\sigma_y](1 + mA) \rangle}{\langle (1 + mA)^2 \rangle}. \end{aligned} \quad (\text{C9})$$

To lowest order in m ,

$$\begin{aligned} \begin{pmatrix} X \\ Y \end{pmatrix} &= \frac{m}{1 - \cos \phi(x_2)} \\ &\times \begin{pmatrix} \cos \phi(x_2) - 1 & -\sin \phi(x_2) \\ \sin \phi(x_2) & \cos \phi(x_2) - 1 \end{pmatrix} \begin{pmatrix} S \\ C \end{pmatrix}. \end{aligned} \quad (\text{C10})$$

Plugging X and Y into Eq. C7, we find that

$$2\left(\frac{x_2-x_1}{\lambda}\right) = m^2(C^2 + S^2) \quad (\text{C11})$$

Next, we solve for the $C^2 + S^2$. This involves averaging over disorder potential $\mu(x) = E + \xi(x)$, where

$\langle \langle \xi(x)\xi(y) \rangle \rangle = V^2\Lambda\delta(x-y)$ is uncorrelated,

$$\begin{aligned} C^2 + S^2 &= \int_{x_1}^{x_2} \langle \langle \cos \phi(x-x') \rangle \rangle dx dx' \\ &= 2 \int_{x_1}^{x_2} dx \int_{x_1}^x dx' \cos(E(x-x')) e^{-\frac{V^2\Lambda}{2}(x-x')} \end{aligned} \quad (\text{C12})$$

In the large $x_2 - x_1$ limit, this gives

$$C^2 + S^2 \sim \frac{4V^2\Lambda}{4E^2 + V^4\Lambda^2}(x_2 - x_1). \quad (\text{C13})$$

Finally, the localization length is

$$\lambda = \frac{4E^2 + V^4\Lambda^2}{2m^2V^2\Lambda} \quad (\text{C14})$$

Appendix D: Self-energy Evaluation of the JJC Model with QPS

The microscopic Hamiltonian with quantum phase slip is

$$H = \sum_q \frac{\pi^2 E_J}{2} \Pi_q^2 + \frac{4 \sin^2(q/2) U_q}{\pi^2} \phi_q^2 + g \sum_i \cos 2(\bar{\phi}_i + \Lambda_i) \quad (\text{D1})$$

To write in path integral form, we normal-order the interaction term, resulting in an additional factor,

$$\sum_i \cos 2(\bar{\phi}_i + \Lambda_i) = \sum_i \xi_i : \cos 2(\bar{\phi}_i + \Lambda_i) : \quad (\text{D2})$$

where $\xi_i = \exp[-\frac{\pi^2}{8} \sum_q \sqrt{\frac{E_J}{2 \sin^2(q/2) U_q}} (A_q^i)^2]$ and A_q^i is the momentum space coefficient of ϕ_q in $2\bar{\phi}_i = \sum_q A_q^i \phi_q$. This leads to the action in terms of rescaled $\phi \rightarrow \phi' = \pi\sqrt{E_J}\phi$

$$\begin{aligned} S[\phi] &= \sum_{q,\omega} \frac{1}{2} (\omega^2 - \Omega_q^2) |\phi_{q,\omega}|^2 \\ &- g \int dt \sum_i \xi_i \cos 2(\pi\sqrt{E_J}\bar{\phi}_i + \Lambda_i) \end{aligned} \quad (\text{D3})$$

at low energy, we can expand the interaction term in small $\bar{\phi}$. Next, since we are focusing on the self-energy correction to the correlation function, we consider the cubic term, which will give the lowest order contribution to the self-energy,

$$\begin{aligned} &- \frac{g}{3!} \int dt \sum_i \xi_i \sin 2\Lambda_i (2\bar{\phi})_i^3 \\ &= - \frac{g}{3!} \sum_{\{q,\omega\}} 2\pi\delta(\omega_1 + \omega_2 + \omega_3) \Gamma_{q_1,q_2,q_3} \phi_{q_1,\omega_1} \phi_{q_2,\omega_2} \phi_{q_3,\omega_3} \end{aligned} \quad (\text{D4})$$

where

$$\Gamma_{q_1, q_2, q_3} = (\pi \sqrt{E_J})^3 \sum_i \xi_i \sin 2\Lambda_i A_{q_1}^i A_{q_2}^i A_{q_3}^i. \quad (\text{D5})$$

This gives the action

$$\begin{aligned} S[\phi] &= \sum_{q, \omega} \frac{1}{2} (\omega^2 - \Omega_q^2) |\phi_{q, \omega}|^2 \\ &- \frac{1}{3!} \sum_{\{q, \omega\}} \Gamma_{k_1, k_2, k_3} \phi_{q_1, \omega_1} \phi_{q_2, \omega_2} \phi_{q_3, \omega_3} 2\pi \delta(\omega_1 + \omega_2 + \omega_3) \end{aligned} \quad (\text{D6})$$

The diagrammatic expansion of this action gives rise to the following Feynman rules for propagators and vertices which is a straightforward generalization of the ϕ^4 theory,

- Each plasmon line corresponds to the propagator

$$\frac{i}{\omega^2 - \Omega_k^2 + i\epsilon} \quad (\text{D7})$$

- Each vertex corresponds to a factor of

$$-\frac{ig}{3!} \Gamma_{k_1, k_2, k_3} 2\pi \delta(\omega_1 + \omega_2 + \omega_3) \quad (\text{D8})$$

Applying these rules gives us the following formula for the lowest order self-energy,

$$\begin{aligned} \Sigma(k, \omega) &= \mathcal{S} g^2 \sum_{q_1, q_2} \left(-\frac{i}{3!} \Gamma_{k, q_1, q_2}\right)^2 \\ &\times \int \frac{d\omega_1}{2\pi} \frac{i}{\omega_1^2 - \Omega_{q_1}^2 + i\epsilon} \frac{i}{(\omega + \omega_1)^2 - \Omega_{q_2}^2 + i\epsilon} \end{aligned} \quad (\text{D9})$$

plugging in the symmetry factor $\mathcal{S} = (3 \times 3 \times 2) \times 2$ and rewriting the correlation functions,

$$\begin{aligned} \Sigma(k, \omega) &= \sum_{q_1, q_2} (\Gamma_{k, q_1, q_2})^2 \left(\frac{1}{4\Omega_{q_1} \Omega_{q_2}}\right) \\ &\int \frac{d\omega_1}{2\pi} \left(\frac{1}{\omega_1 - \Omega_{q_1} + i\epsilon} - \frac{1}{\omega_1 + \Omega_{q_1} - i\epsilon}\right) \\ &\times \left(\frac{1}{(\omega + \omega_1) - \Omega_{q_2} + i\epsilon} - \frac{1}{\omega + \omega_1 + \Omega_{q_2} - i\epsilon}\right) \\ &= i \sum_{q_1, q_2} (\Gamma_{k, q_1, q_2})^2 \left(\frac{1}{4\Omega_{q_1} \Omega_{q_2}}\right) \\ &\times \left[\frac{1}{-\omega + \Omega_{q_1} + \Omega_{q_2} - 2i\epsilon} - \frac{1}{\omega + \Omega_{q_1} + \Omega_{q_2} - 2i\epsilon}\right] \end{aligned} \quad (\text{D10})$$

This gives

$$G = \frac{1}{G_0^{-1} - \Sigma} = \frac{i}{\omega^2 - \Omega_k^2 - i\Sigma} \quad (\text{D11})$$

with the pole shifted to

$$\Omega_k + i \frac{\Sigma(k, \Omega_k)}{2\Omega_k} \quad (\text{D12})$$

This gives the lifetime of the plasmon by

$$\begin{aligned} \frac{1}{\tau_k} &= \text{Im} \left[-i \frac{\Sigma(k, \Omega_k)}{2\Omega_k} \right] \\ &= \pi \sum_{q_1, q_2} (\Gamma_{k, q_1, q_2})^2 \frac{\delta(\Omega_k - \Omega_{q_1} - \Omega_{q_2})}{8\Omega_k \Omega_{q_1} \Omega_{q_2}} \end{aligned} \quad (\text{D13})$$

where we have used the fact that all Ω 's are positive, therefore $\delta(\Omega_k + \Omega_{q_1} + \Omega_{q_2})$ can not be satisfied.