

Coding with transient trajectories in recurrent neural networks

Giulio Bondanelli ¹, Srdjan Ostojic ¹

¹ Laboratoire de Neurosciences Cognitives et Computationnelles, Département d'études cognitives, ENS, PSL University, INSERM, Paris, France

Abstract

Following a stimulus, the neural response typically strongly varies in time and across neurons before settling to a steady-state. While classical population coding theory disregards the temporal dimension, recent works have argued that trajectories of transient activity can be particularly informative about stimulus identity and may form the basis of computations through dynamics. Yet an understanding of the dynamical mechanisms needed to generate a population code based on transient trajectories is still missing. Here we show that a broad class of high-dimensional linear networks of recurrently connected units exhibits the properties needed for transient coding. We first identify a general criterion that distinguishes two classes of networks depending on properties of the connectivity matrix: networks in which all inputs lead to weak, decaying transients, and networks in which specific inputs elicit strongly amplified transient responses and are mapped onto orthogonal output states during the dynamics. For the second class of networks, we provide a procedure to identify transiently amplified inputs and the corresponding readouts for arbitrary connectivity matrices. We then exploit our approach to build the minimal connectivity which robustly implements trajectories that map a specific input onto a specific output state, and we demonstrate that the capacity of the obtained networks increases proportionally with their size.

arXiv:1811.07592v1 [q-bio.NC] 19 Nov 2018

Introduction

The brain represents sensory stimuli in terms of the collective activity of thousands of neurons. Classical population coding theory describes the relation between stimuli and neural firing in terms of tuning curves, which assign a single number to each neuron in response to a stimulus (Seung and Sompolinsky, 1993; Pouget et al., 2000, 2003). The activity of a neuron following a stimulus presentation typically strongly varies in time and explores a range of values, but classical population coding typically leaves out such dynamics by considering either time-averaged or steady-state firing.

In contrast to this static picture, a number of recent works have argued that the temporal dynamics of population activity may play a key role in neural coding and computations (Rabinovich et al., 2008a,b; Durstewitz and Deco, 2008; Buonomano and Maass, 2009; Brody et al., 2003; Crowe et al., 2010; Jun et al., 2010; Shafi et al., 2007; Laje and Buonomano, 2013; Chaisangmongkon et al., 2017; Goudar and Buonomano, 2018). As the temporal response to a stimulus is different for each neuron, an influential approach has been to represent population dynamics in terms of temporal trajectories in the neural state space, where each axis corresponds to the activity of one neuron (Churchland and Shenoy, 2007; Mazor and Laurent, 2005; Machens, 2010; Mante et al., 2013). Coding in this high-dimensional space is typically examined by combining linear decoding and dimensionality-reduction techniques (Cunningham and Yu, 2014; Kobak et al., 2016; Bagur et al., 2018), and the underlying network is often conceptualised in terms of a dynamical system (Shenoy et al., 2013; Churchland et al., 2010, 2012; Michaels et al., 2016; Mante et al., 2013; Wang et al., 2018; Remington et al., 2018; Hennequin et al., 2014; Carnevale et al., 2015; David, 2014). Such approaches have revealed that the discrimination between stimuli based on neural activity can be higher during the transient phases than at steady state (Mazor and Laurent, 2005), arguing for a coding scheme in terms of neural trajectories. A full theory of coding with transient trajectories is however currently lacking.

To produce useful transient coding, the trajectories of neural activity need to satisfy at least three requirements (Rabinovich et al., 2008a). They need to be (i) stimulus-specific, (ii) robust to noise and (iii) non-monotonic, in the sense that the responses to different stimuli differ more during the transient dynamics than at steady-state. This third condition is crucial as otherwise coding with transients can be reduced to classical, steady-state population coding. It has so far been unclear what the minimal constraints on a dynamical system that satisfy these requirements are and in particular the third one. Here we show that a broad class of high-dimensional, linear recurrent networks meet these three conditions. We start by giving a very simple necessary and sufficient condition on the connectivity matrix for the existence of non-monotonic trajectories. We then characterize inputs that lead to non-monotonic trajectories, and show that they induce rotational dynamics which define transient output directions orthogonal to inputs. We finally exploit these results to build connectivity matrices that implement specific trajectories to transiently encode specified stimuli, and examine the noise-robustness and capacity of this setup.

Results

We study linear networks of N randomly and recurrently coupled rate units with dynamics given by:

$$\dot{r}_i = -r_i + \sum_{j=1}^N J_{ij}r_j + I(t)r_{0,i}. \quad (1)$$

Such networks can be interpreted as describing the linearized dynamics of a system around an equilibrium state. In this picture, the quantity r_i represents the deviation of the activity of the unit i from its equilibrium value, and J_{ij} denotes the effective strength of the connection from neuron j to neuron i . Unless otherwise specified, we consider an arbitrary connectivity matrix \mathbf{J} . Along with the recurrent input, each unit i receives an external drive $I(t)r_{0,i}$ in which the temporal component $I(t)$ is equal for all neurons, and the vector \mathbf{r}_0 (normalized to unity) represents the relative amount of input to each neuron.

Monotonic vs. Amplified Transient trajectories

We focus on the transient dynamics in the network following a brief input in time ($I(t) = \delta(t)$) along the external input direction \mathbf{r}_0 , which is equivalent to setting the initial condition to \mathbf{r}_0 . The temporal activity of the network in response to this input can be represented as a trajectory $\mathbf{r}(t)$ in the high-dimensional space in which the i -th component is the firing rate of neuron i at time t . We assume the network is stable, so that the

trajectory asymptotically decays to the equilibrium state that corresponds to $r_i = 0$. At intermediate times, depending on the connectivity matrix \mathbf{J} and on the initial condition \mathbf{r}_0 , the trajectory can however exhibit two qualitatively different types of behavior: it can either monotonically decay towards the asymptotic state, exploring essentially a single dimension, or transiently move away from it by following a rotation (Fig. 1 A-B). We call these two types of trajectories respectively monotonic and amplified.

The two types of transient trajectories can be distinguished by looking at the Euclidean distance between the activity at time point t and the asymptotic equilibrium state, given by the activity norm $\|\mathbf{r}(t)\| = \sqrt{r_1(t)^2 + r_2(t)^2 + \dots + r_N(t)^2}$. Focusing on the norm allows us to deal with a single scalar quantity instead of N firing rates. Monotonic and amplified transient trajectories respectively correspond to monotonically decaying and transiently increasing $\|\mathbf{r}(t)\|$ (Fig. 1 C). Note that a transiently increasing $\|\mathbf{r}(t)\|$ necessarily implies that the firing rate of at least one neuron shows a transient increase before decaying to baseline.

One approach to understanding how the connectivity matrix \mathbf{J} determines the transient trajectory is to project the dynamics on the basis formed by the right-eigenvectors $\{\mathbf{v}_k\}$ of \mathbf{J} (Dayan and Abbott, 2005). The component $\tilde{r}_k(t)$ along the k -th eigenmode decays exponentially and the activity norm can be expressed as:

$$\|\mathbf{r}(t)\| = \sqrt{\sum_{k=1}^N \tilde{r}_k(t)^2 + 2 \sum_{k>j} \tilde{r}_k(t)\tilde{r}_j(t)(\mathbf{v}_k \cdot \mathbf{v}_j)}. \quad (2)$$

If all the eigenvectors \mathbf{v}_k are mutually orthogonal, then the squared activity norm is a sum of squares of decaying exponentials, and therefore a monotonically decaying function. Connectivity matrices \mathbf{J} with all orthogonal eigenvectors are called normal matrices, and they thus generate only monotonic transients. In particular, any symmetric matrix is normal. On the other hand, connectivity matrices for which some eigenvectors are not mutually orthogonal are called *non-normal* (Trefethen and Embree, 2005). For such matrices, the second term under the square root in Eq. (2) can have positive or negative sign, so that the norm cannot in general be written as the sum of decaying exponentials. It is well known that non-normal matrices can lead to non-monotonic transient trajectories (Trefethen et al., 1993; Ganguli et al., 2008; Murphy and Miller, 2009; Goldman, 2009; Hennequin et al., 2012, 2014; Ahmadian et al., 2015).

Nonetheless, a non-normal connectivity matrix \mathbf{J} is just a necessary, but not a sufficient condition for the existence of transiently amplified trajectories. As will be illustrated below, having non-orthogonal eigenvectors does not guarantee the existence of transiently amplified inputs. This raises the question of identifying the sufficient conditions on the connectivity matrix \mathbf{J} and input \mathbf{r}_0 for the transient trajectory to be amplified. In the following, we provide a simple criterion on the connectivity matrix \mathbf{J} for the existence of amplified trajectories, and show that it is possible to identify the different inputs giving rise to amplified trajectories and estimate their number.

Two classes of non-normal connectivity

To distinguish between monotonic and amplified trajectories, we focus on the rate of change $d\|\mathbf{r}(t)\|/dt$ of the activity norm. For a monotonic trajectory, this rate of change is negative at all times, while for amplified trajectories it transiently takes positive values before becoming negative as the activity decays to the equilibrium value. Using this criterion, we can determine the conditions under which a network generates an amplified trajectory for at least one input \mathbf{r}_0 . Indeed, the rate of change of the activity norm satisfies (see (Neubert and Caswell, 1997))

$$\frac{1}{\|\mathbf{r}\|} \frac{d\|\mathbf{r}\|}{dt} = \frac{\mathbf{r}^T(\mathbf{J}_S - \mathbf{I})\mathbf{r}}{\|\mathbf{r}\|^2}, \quad \mathbf{J}_S = \frac{\mathbf{J} + \mathbf{J}^T}{2} \quad (3)$$

Here the matrix \mathbf{J}_S denotes the symmetric part of the connectivity matrix \mathbf{J} . The right hand side of Eq. (3) is a Rayleigh quotient (Horn and Johnson, 2012). It reaches its maximum value when $\mathbf{r}(t)$ is aligned with the eigenvector of \mathbf{J}_S associated with its largest eigenvalue, $\lambda_{\max}(\mathbf{J}_S)$, and the corresponding maximal rate of change of the activity norm is therefore $\lambda_{\max}(\mathbf{J}_S) - 1$.

Eq. (3) directly implies that a necessary and sufficient condition for the existence of transiently amplified trajectories is that the largest eigenvalue of the symmetric part \mathbf{J}_S be larger than unity, $\lambda_{\max}(\mathbf{J}_S) > 1$. If that is the case, choosing the initial condition along the eigenvector associated with $\lambda_{\max}(\mathbf{J}_S)$ leads to a positive rate of change of the activity norm at time $t = 0$, and therefore generates a transient increase of the norm corresponding to an amplified trajectory, which shows the sufficiency of the criterion. Conversely, if a given input produces an amplified trajectory, at least one eigenvalue of \mathbf{J}_S is necessarily larger than one. If

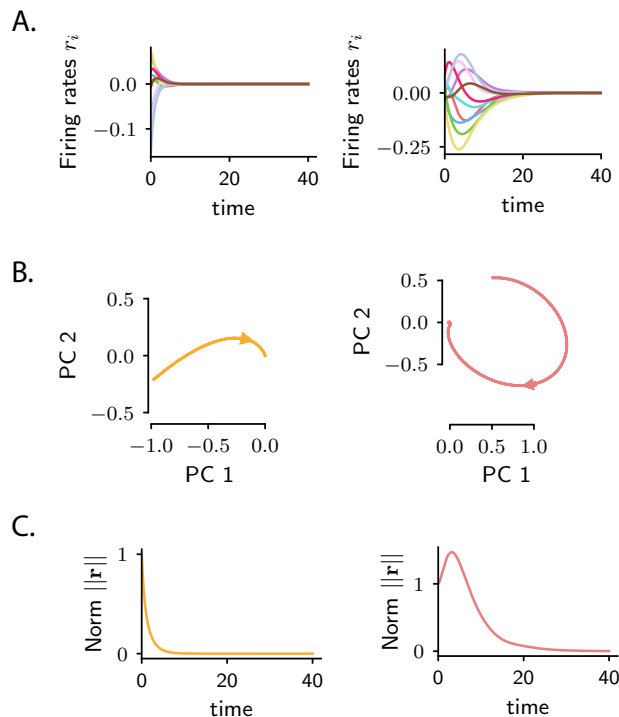


Figure 1: **Monotonically decaying vs. amplified transient dynamics.** Dynamics of a linear recurrent network in response to a short external perturbation along a given input direction \mathbf{r}_0 . The left and right examples correspond to two different connectivity matrices, where the connection strengths are independently drawn from a Gaussian distribution with zero mean and variance equal to g^2/N (left: $g = 0.5$; right: $g = 0.9$). **A.** Firing rate dynamics of 10 individual units. **B.** Projections of the population activity onto the first two principal components of the dynamics. Yellow and red color correspond respectively to $g = 0.5$ and $g = 0.9$. **C.** Temporal dynamics of the activity norm $\|\mathbf{r}(t)\|$. *Left:* in the case of weakly non-normal connectivity the activity norm displays monotonic decaying behaviour for any external input perturbation. *Right:* for strongly non-normal connectivity, specific stimuli generate a transient increase of the activity norm. $N = 200$ in simulations.

that were not the case, the right hand side of the equation for the norm would take negative values for all vectors $\mathbf{r}(t)$, implying a monotonic decay of the norm. This demonstrates the necessity of the criterion.

The criterion based on the symmetric part of the connectivity matrix allows us to distinguish two classes of connectivity matrices: if $\lambda_{\max}(\mathbf{J}_S) < 1$ all external inputs \mathbf{r}_0 lead to monotonically decaying trajectories (non-amplifying connectivity); if $\lambda_{\max}(\mathbf{J}_S) > 1$ specific input directions lead to a non-monotonic amplified activity norm (amplifying connectivity). The key point here is that for a non-normal connectivity matrix \mathbf{J} , the symmetric part \mathbf{J}_S is in general different from \mathbf{J} . The condition for the stability of the system ($\Re\lambda_{\max}(\mathbf{J}) < 1$) and the condition for transient amplification ($\lambda_{\max}(\mathbf{J}_S) > 1$) are therefore not mutually exclusive, except in the case of one-dimensional dynamics or symmetric connectivity matrices.

The simplest illustration of this result is a two-population network. In that case the relationship between the eigenvalues of \mathbf{J} and \mathbf{J}_S is straightforward. The eigenvalues of \mathbf{J} and \mathbf{J}_S are given by

$$\lambda^{\pm}(\mathbf{J}) = \frac{\text{Tr}(\mathbf{J}) \pm \sqrt{\text{Tr}^2(\mathbf{J}) - 4\text{Det}(\mathbf{J})}}{2}, \quad \lambda^{\pm}(\mathbf{J}_S) = \frac{\text{Tr}(\mathbf{J}) \pm \sqrt{\text{Tr}^2(\mathbf{J}) - 4\text{Det}(\mathbf{J}) + 4\Delta^2}}{2}, \quad (4)$$

where $\text{Tr}(\mathbf{J})$ and $\text{Det}(\mathbf{J})$ are the trace and determinant of the full connectivity matrix \mathbf{J} , and Δ is the difference between the off-diagonal elements of \mathbf{J} . Assuming for simplicity that the eigenvalues of \mathbf{J} are real, Eqs. Eq. (4) show that the maximal eigenvalue of \mathbf{J}_S is in general larger than the maximal eigenvalue of \mathbf{J} , and the difference between the two is controlled by the parameter Δ which quantifies how non-symmetric the

matrix \mathbf{J} is. If Δ is large enough, \mathbf{J}_S will have an unstable eigenvalue, even if both eigenvalues of \mathbf{J} are stable (Fig. 2 A). The value of Δ therefore allows to distinguish between non-amplifying and amplifying connectivity. Furthermore, for amplifying connectivity, the parameter Δ directly controls the amount of amplification in the network (Fig. 2 B), defined as the maximum value of the norm $\|\mathbf{r}(t)\|$ over time and initial conditions \mathbf{r}_0 (see *Methods*). A specific example is a network consisting of two interacting excitatory-inhibitory populations. In that case our criterion recovers the results from (Murphy and Miller, 2009), that the excitatory feedback needs to be (approximately) larger than unity in order to achieve balanced amplification (Fig. 2 C and *Methods*).

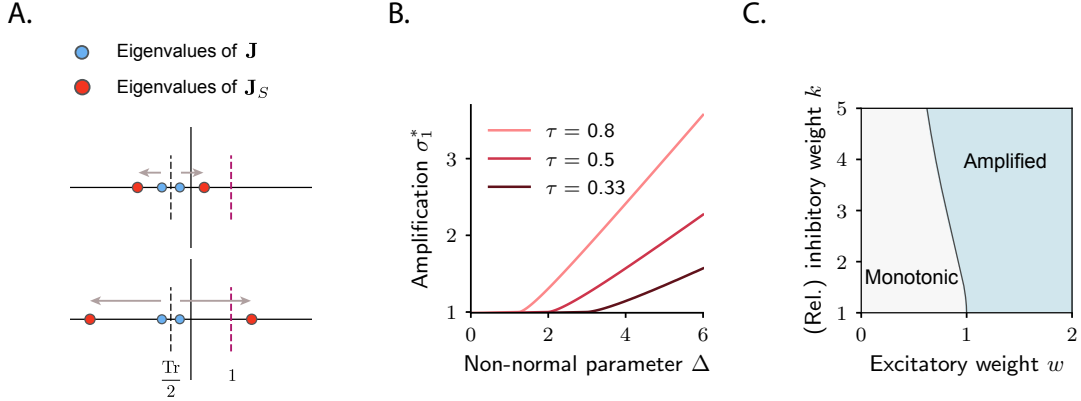


Figure 2: **Dynamical regimes for a network of two interacting populations.** **A.** Relation between the eigenvalues of the connectivity matrix \mathbf{J} (blue dots) and the eigenvalues of its symmetric part, \mathbf{J}_S (red dots). Both pairs of eigenvalues are symmetrically centered around the trace of J , $\text{Tr}(\mathbf{J})$, but the eigenvalues of \mathbf{J}_S lie further apart (Eq. 4), and the maximal eigenvalue of \mathbf{J}_S can cross unity if the difference Δ between the off-diagonal elements of the connectivity matrix is sufficiently large (bottom panel). **B.** Value of the maximum amplification of the system (quantified by the maximal singular value $\sigma_1(\mathbf{P}_{t^*})$ of the propagator, see *Methods*) as a function of the non-normal parameter Δ . Here we fix the two eigenvalues of \mathbf{J} , the largest of which effectively determines the largest timescale of the dynamics, and vary Δ . Colored traces correspond to different values of the largest timescale of the system $\tau = 1/(1 - \mathcal{R}\lambda_{\max}(\mathbf{J}))$. For small values of Δ the maximum amplification is equal to one, and it increases approximately linearly when Δ is larger than the critical value. **C.** Dynamical regimes for an excitatory-inhibitory two population model, as in (Murphy and Miller, 2009). Here w represents the weights of the excitatory connections ($J_{EE} = J_{IE} = w$) and $-kw$ the weights of the inhibitory ones ($J_{EI} = J_{II} = -kw$, with the relative strength of inhibition $k > 1$). In order to achieve transient amplification the excitatory weight w has to be (approximately) larger than unity, in agreement with the result from (Murphy and Miller, 2009). In **B.** each colored trace corresponds to a different choice of $\text{Tr}(\mathbf{J})$ and $\text{Det}(\mathbf{J})$. From top to bottom traces: $\text{Tr}(\mathbf{J}) = -0.5, -2, -4$ and $\text{Det}(\mathbf{J}) = \text{Tr}^2(\mathbf{J})/4$ (for convenience), corresponding respectively to $\tau = 0.8, 0.5, 0.33$.

A second illustrative example is a network of N randomly connected neurons, where each connection strength is independently drawn from a Gaussian distribution with zero mean and variance equal to g^2/N . For such a network, the eigenvalues of \mathbf{J} and \mathbf{J}_S are random, but their distributions are known. The eigenvalues of \mathbf{J} are uniformly distributed in the complex plane on a circle of radius g (Girko, 1984), so that the system is stable for $g < 1$ (Fig. 3 B). On the other hand, the eigenvalues of the symmetric part \mathbf{J}_S are real and distributed according to the semicircle law with spectral radius $\sqrt{2}g$ (Wigner, 1955, 1958) (Fig. 3 B). The fact that the spectral radius of \mathbf{J}_S is larger by a factor $\sqrt{2}$ than the spectral radius of \mathbf{J} implies that if g is in the interval $1/\sqrt{2} < g < 1$ the network is stable but exhibits amplified transient activity (Fig. 3 A). Note that the connectivity is non-normal for any value of g , but the additional condition $g > 1/\sqrt{2}$ is needed for the existence of amplified trajectories. This again illustrates the fact that a non-normal connectivity matrix does not necessarily generate amplified transient dynamics.

Coding with amplified transients

For a connectivity matrix satisfying the amplification condition $\lambda_{\max}(\mathbf{J}_S) > 1$, only specific external inputs \mathbf{r}_0 are amplified by the recurrent circuitry, while others lead to monotonically decaying trajectories (Fig. 4

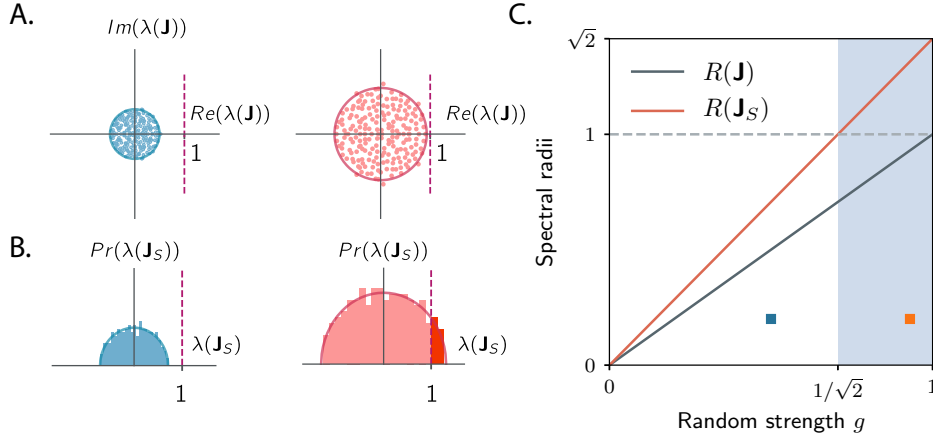


Figure 3: **Dynamical regimes of a N -dimensional network model with random Gaussian connectivity structure.** Each entry of \mathbf{J} is independently drawn from a Gaussian distribution with zero mean and variance g^2/N . **A.** The eigenvalues of \mathbf{J} are complex, and, in the limit of large N , distributed uniformly within a circle of radius $R(\mathbf{J}) = g$ in the complex plane (Girko’s law, (Girko, 1984)). The system is stable if $g < 1$. Left: $g = 0.5$. Right: $g = 0.9$. **B.** The eigenvalues of the symmetric part \mathbf{J}_S are real-valued, and are distributed in the large N limit according to the semicircle law, with the largest eigenvalue of \mathbf{J}_S given by the spectral radius $R(\mathbf{J}_S) = \sqrt{2}g$ (Wigner, 1955, 1958). Since the spectral radius of \mathbf{J}_S is larger than the spectral radius of \mathbf{J} , for sufficiently large values of g some eigenvalues of \mathbf{J}_S can be larger than unity (in red), while the network dynamics are stable ($g < 1$). **C.** Spectral radii of \mathbf{J} and \mathbf{J}_S as a function of the random strength g . The interval of values of g for which the system displays strong transient dynamics in response to specific inputs is given by $1/\sqrt{2} < g < 1$. $N = 200$ in simulations.

B). Which and how many inputs are amplified? What is the resulting state of the network at the time of maximal amplification, and how can the inputs be decoded from that state?

One approach to these questions is to examine the mapping from inputs to states at a given time t during the dynamics. Since we consider linear networks, the state reached at time t from the initial condition \mathbf{r}_0 is given by the linear mapping $\mathbf{r}(t) = \mathbf{P}_t \mathbf{r}_0$, where for any time $t > 0$, $\mathbf{P}_t = \exp(t(\mathbf{J} - \mathbf{I}))$ is an $N \times N$ matrix called the propagator of the network. At a given time t , the singular value decomposition of \mathbf{P}_t defines a set of singular values $\{\sigma_k^{(t)}\}$, and two sets of orthonormal vectors $\{\mathbf{R}_k^{(t)}\}$ and $\{\mathbf{L}_k^{(t)}\}$, such that \mathbf{P}_t maps $\mathbf{R}_k^{(t)}$ onto $\sigma_k^{(t)} \mathbf{L}_k^{(t)}$. In other words, taking $\mathbf{R}_k^{(t)}$ as the initial condition leads the network to the state $\sigma_k^{(t)} \mathbf{L}_k^{(t)}$ at time t :

$$\mathbf{r}(t) = \mathbf{P}_t \mathbf{R}_k^{(t)} = \sigma_k^{(t)} \mathbf{L}_k^{(t)}. \quad (5)$$

If $\sigma_k^{(t)} > 1$, the norm of the activity at time t is larger than unity, so that the initial condition $\mathbf{R}_k^{(t)}$ is amplified. In fact, the largest singular value of \mathbf{P}_t determines the maximal possible amplification at time t (see *Methods*). Note that for a normal matrix, the left and right singular vectors $\mathbf{R}_k^{(t)}$ and $\mathbf{L}_k^{(t)}$ are identical, and the singular values are equal to the eigenvalues, so that the stability of the dynamics imply an absence of amplification. Conversely, stable amplification implies that $\mathbf{R}_k^{(t)}$ and $\mathbf{L}_k^{(t)}$ are not identical, so that an amplified trajectory explores at least two dimensions corresponding to the plane spanned by $\mathbf{R}_k^{(t)}$ and $\mathbf{L}_k^{(t)}$.

Since the propagator \mathbf{P}_t depends on time, the singular vectors $\mathbf{R}_k^{(t)}$ and $\mathbf{L}_k^{(t)}$, and the singular values $\sigma_k^{(t)}$ depend on time. One can therefore look at the temporal trajectories $\sigma_k^{(t)}$, which by definition all start at one at $t = 0$ (Fig. 4 A). If the connectivity satisfies the condition for transient amplification, at least one singular value increases above unity, and reaches a maximum before asymptotically decreasing to zero. The number of singular values that simultaneously take values above unity (Fig. 4 A) defines the number of orthogonal initial conditions amplified by the dynamics. Choosing a time t^* at which N_s of the singular value trajectories lie above unity, we can indeed identify a set of N_s orthogonal, amplified inputs corresponding to the right singular vectors $\mathbf{R}_k^{(t^*)}$ of the propagator at time t^* . According to Eq. (5), each of these inputs is mapped in an amplified fashion to the corresponding left singular vector $\mathbf{L}_k^{(t^*)}$ at time t^* , which also form an orthogonal set. Each amplified input can therefore be decoded by projecting the network activity on the corresponding left singular vector $\mathbf{L}_k^{(t^*)}$ (Fig. 4 C). Since $\{\mathbf{L}_k^{(t)}\}$ are mutually orthogonal, the different initial conditions lead to independent encoding channels. Again, as the dynamics are non-normal, the inputs \mathbf{R}_k and the

outputs \mathbf{L}_k are not identical, so that the dynamics for each amplified input are at least two-dimensional and rotational (Fig. 4 C).

How many independent, orthogonal inputs can a network encode with amplified transients? To estimate this number, a central observation is that the slopes of the different singular value trajectories at $t = 0$ are given by the eigenvalues of the symmetric part of the connectivity \mathbf{J}_S . This follows from the fact that the singular values of the propagator \mathbf{P}_t are the square root of the eigenvalues of $\mathbf{P}_t^T \mathbf{P}_t$, and at short times δt $\mathbf{P}_{\delta t}^T \mathbf{P}_{\delta t} \simeq \mathbf{I} + 2(\mathbf{J}_S - \mathbf{I})\delta t$. This implies that the number of singular values with positive slope at the initial time is equal to the number of eigenvalues of the symmetric part \mathbf{J}_S larger than unity. To eliminate the trajectories with very short amplification, one can further constrain the slopes to be larger than a margin ϵ , in which case the number of amplified trajectories $N_S(\epsilon)$ is given by the number of eigenvalues of \mathbf{J}_S larger than $1 + \epsilon$. Note that $N_S(\epsilon)$ provides only a lower bound on the number of amplified inputs, as singular values with initial slope smaller than zero can increase at later times. It is straightforward to compute $N_S(\epsilon)$ when the connectivity \mathbf{J} is Gaussian. In this case the probability distribution of the eigenvalues of its symmetric part \mathbf{J}_S follows the semicircle law (Fig. 3), and when the number of neurons N is large, the number N_s of amplified inputs scales linearly with N .

To summarize, the amplified inputs and the corresponding encoding at peak amplification can be determined directly from the singular value decomposition of the propagator, given by the exponential of the connectivity matrix. For an arbitrary $N \times N$ matrix \mathbf{J} , characterizing analytically the SVD of its exponential is in general a complex and to our knowledge open mathematical problem. For specific classes of matrices, the propagator and its SVD can however be explicitly computed, and in the following we will exploit this approach.

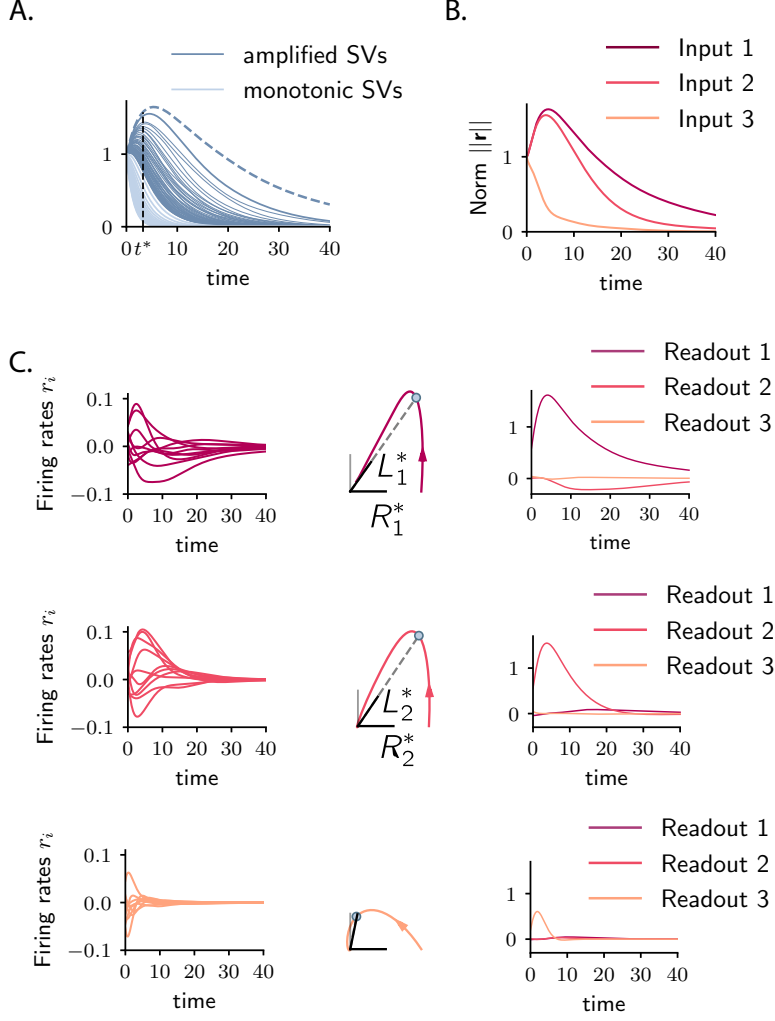


Figure 4: **Coding multiple stimuli with amplified transient trajectories.** Example corresponding to a N -dimensional Gaussian connectivity matrix with $g = 0.9$. **A.** Singular values of the propagator, $\sigma_i^{(t)}$, as a function of time (SV trajectories). Dark blue traces show the amplified singular values, defined as having positive slope at time $t = 0$; The dominant singular value $\sigma_1^{(t)}$ corresponds to the dashed line. Light blue traces correspond to the non-amplified singular values, having negative slope at $t = 0$. **B.** Norm of the activity elicited by the first two amplified inputs, i.e. \mathbf{R}_1^* , \mathbf{R}_2^* , (corresponding to the SV trajectories $\sigma_1^{(t)}$ and $\sigma_2^{(t)}$; purple and red traces), and by one non-amplified input (chosen as \mathbf{R}_{100}^* , corresponding to $\sigma_{100}^{(t)}$; orange trace). **C.** Illustration of the dynamics elicited by the three inputs. *Left:* Activity of 10 individual units. *Center:* Projections of the evoked trajectories onto the plane defined by the stimulus \mathbf{R}_i^* and the corresponding readout vector \mathbf{L}_i^* (in analogy with the amplified case, we chose the readout of the non-amplified dynamics to be the state of the system at time t^* , i.e. \mathbf{L}_{100}^*). *Right:* population responses to the three stimuli projected on the readout vectors \mathbf{L}_1^* , \mathbf{L}_2^* and \mathbf{L}_{100}^* . $N = 1000$ in simulations.

Implementing specific transient trajectories

The approach outlined above holds for any arbitrary connectivity matrix, and allows us to identify the external inputs which are strongly amplified by the recurrent structure, along with the modes that get most activated during the elicited transients, and therefore encode the inputs. We now turn to the converse question: how to choose the network connectivity \mathbf{J} such that it generates a pre-determined transient trajectory. Specifically, we wish to determine the minimal connectivity that transiently transforms a fixed, arbitrary input \mathbf{r}_0 into a fixed, arbitrary output \mathbf{w} , through two-dimensional dynamics.

To address this question, we consider a minimal connectivity structure given by a unit-rank matrix

$\mathbf{J} = \Delta \mathbf{u} \mathbf{v}^T$ (Hopfield, 1982; Mastrogiuseppe and Ostojic, 2018). Here \mathbf{u} and \mathbf{v} are two vectors with unitary norm and correlation ρ ($\langle \mathbf{u}, \mathbf{v} \rangle = \rho$), and Δ is an overall scaling parameter. We applied to this connectivity the general analysis outlined above (see *Methods*). The only non-zero eigenvalue of \mathbf{J} is $\Delta\rho$, and the corresponding linear system is stable for $\Delta\rho < 1$. The largest eigenvalue of the symmetric part of the connectivity \mathbf{J}_S is given by $\Delta(\rho + 1)/2$, so that the network displays amplified transients if and only if $\Delta(\rho + 1)/2 > 1$ (while $\Delta\rho < 1$). Keeping the eigenvalue $\Delta\rho$ constant and increasing Δ will therefore lead to a transition from monotonically decaying to amplified transients (Fig. 5 A). If $\rho = 0$, the vectors \mathbf{u} and \mathbf{v} are orthogonal, and the condition for amplification is simply $\Delta > 2$.

For this unit rank connectivity matrix, the full propagator $\mathbf{P}_t = \exp(t(\mathbf{J} - \mathbf{I}))$ of the dynamics can be explicitly computed (see *Methods*). The non-trivial dynamics are two-dimensional, and lie in the plane spanned by the structure vectors \mathbf{u} and \mathbf{v} (Fig. 5 B), while all components orthogonal to this plane decay exponentially to zero. Determining the singular value decomposition of the propagator allows us to compute the amount of amplification of the system, as the value of $\sigma_1(\mathbf{P}_t)$ at the time of its maximum t^* . In the amplified regime (for $\Delta(\rho + 1)/2 > 1$), the amount of amplification increases monotonically with Δ . Since only one eigenvalue of \mathbf{J}_S is larger than unity, only one input perturbation is able to generate amplified dynamics. For large values of Δ , this optimal input direction is strongly correlated with the structure vector \mathbf{v} . Perturbing along the vector \mathbf{v} elicits a two-dimensional trajectory which at its peak amplification is strongly correlated with the other structure vector \mathbf{u} (Fig. 5 B). Choosing $\mathbf{v} = \mathbf{r}_0$ and $\mathbf{u} = \mathbf{w}$, the unit-rank connectivity therefore directly implements a trajectory that maps the input \mathbf{r}_0 into the output \mathbf{w} , identified as the transient readout vector for stimulus \mathbf{r}_0 .

Several, orthogonal trajectories can be implemented by adding independent unit rank components. For instance, taking $\mathbf{J} = \Delta \mathbf{u}^{(1)} \mathbf{v}^{(1)T} + \Delta \mathbf{u}^{(2)} \mathbf{v}^{(2)T}$, the input $\mathbf{v}^{(1)}$ evokes a trajectory which is confined to the plane defined by $\mathbf{u}^{(1)}$ and $\mathbf{v}^{(1)}$, and which maps the input $\mathbf{v}^{(1)}$ into the output $\mathbf{u}^{(1)}$ at the time of peak amplification. Similarly, the input $\mathbf{v}^{(2)}$ is mapped into the output $\mathbf{u}^{(2)}$ during the evoked transient dynamics. Therefore, the rank-2 connectivity \mathbf{J} implements two transient patterns, encoding the stimuli $\mathbf{v}^{(1)}$ and $\mathbf{v}^{(2)}$ into the readouts $\mathbf{u}^{(1)}$ and $\mathbf{u}^{(2)}$. A natural question is how robust the scheme is and how many patterns can be implemented in a network of fixed size N .

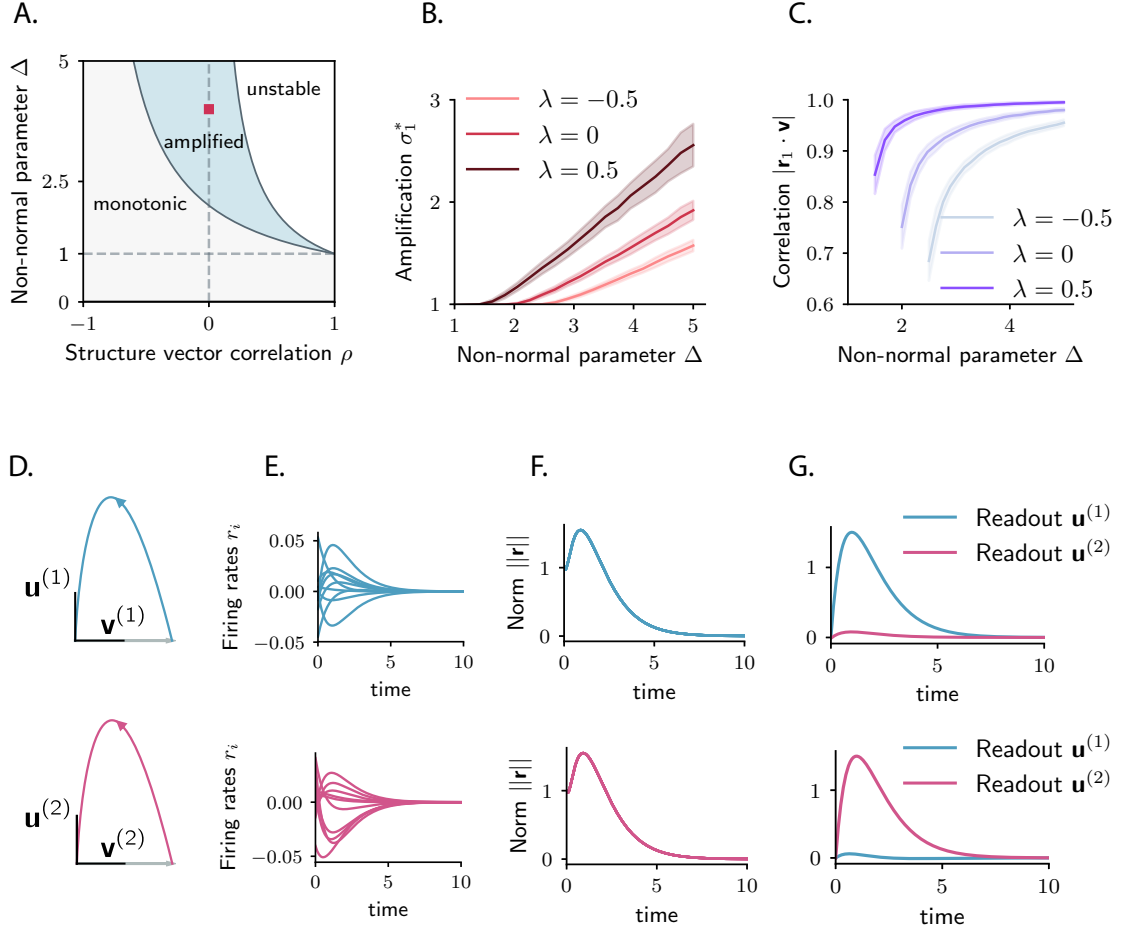


Figure 5: **Low-dimensional amplified dynamics in random networks with unit-rank structure.** **A.** Dynamical regimes as a function of the structure vector correlation $\rho = \mathbf{u} \cdot \mathbf{v}$ and the scaling parameter of the connectivity matrix, Δ . Grey shaded areas correspond to parameter regions where the network activity is monotonic for all inputs; blue shaded areas indicate parameter regions where the network activity is amplified for specific inputs; for parameter values in the white area, activity is unstable. Samples of dynamics are shown in the bottom panels, for parameter values indicated by the colored dot in the phase diagram: $\Delta = 4$ and $\rho = 0$. **B.** Maximum amplification of the system, quantified by $\sigma_1(\mathbf{P}_{t^*})$, the first singular value of the propagator, as a function of the scaling parameter Δ . Here we fix the eigenvalue of the connectivity matrix $\lambda = \Delta\rho$ associated with the eigenvector \mathbf{u} , and vary Δ . Colored traces correspond to different choices of the eigenvalue of the connectivity λ . **C.** Correlation between the optimally amplified input direction \mathbf{r}_1 and the structure vector \mathbf{v} as a function of the parameter Δ . Increasing the non-normal parameter Δ aligns the optimally amplified input with the structure vector \mathbf{v} . In **B.** and **C.** mean and standard deviation over 200 realizations of the connectivity matrix are shown for each trace. The elements of the structure vectors are drawn from a Gaussian distribution, so that they have on average unit norm and correlation ρ (see *Methods*). **D.** Low-dimensional dynamics in the case of two stored patterns. Input $\mathbf{v}^{(1)}$ (resp. $\mathbf{v}^{(2)}$) elicits a two-dimensional trajectory which brings the activity along the other structure vector $\mathbf{u}^{(1)}$ (resp. $\mathbf{u}^{(2)}$), mapping stimulus $\mathbf{v}^{(1)}$ (resp. $\mathbf{v}^{(2)}$) into its transient readout $\mathbf{u}^{(1)}$ (resp. $\mathbf{u}^{(2)}$). Blue and red colors correspond to the two stored patterns. **E.** Firing rates of 10 individual units. **F.** Temporal evolution of the activity norm. **G.** Projection of the network response evoked by the input along $\mathbf{v}^{(1)}$ (resp. $\mathbf{v}^{(2)}$) on the corresponding readout $\mathbf{u}^{(1)}$ (resp. $\mathbf{u}^{(2)}$). The case of unit rank connectivity (one stored pattern) reduces to the first row of panels **D.** – **G.** (where the activity on $\mathbf{u}^{(2)}$ is equivalent to the activity on a readout orthogonal to $\mathbf{u}^{(1)}$). $N = 3000$ in simulations.

Robustness and capacity

To investigate the robustness of the transient coding scheme implemented with unit rank terms, we first examined the effect of additional random components in the connectivity. Adding to each connection a random term of variance g^2/N introduces fluctuations of order $g\Delta^2/\sqrt{N}$ to the component of the activity on the plane defined by \mathbf{u} and \mathbf{v} (see *Methods*). Consequently, the projection of the trajectory on the readout $\mathbf{w} = \mathbf{u}$ has fluctuations of the same order (Fig. 6 A-C). A supplementary effect of random connectivity is to add to the dynamics a component orthogonal to \mathbf{u} and \mathbf{v} , proportional to Δ (see Appendix H), which however does not contribute to the readout along \mathbf{w} . Thus, for large N , the randomness in the synaptic connectivity does not impair the decoding of the stimulus \mathbf{r}_0 from the activity along the corresponding readout \mathbf{w} .

The robustness of the readouts to random connectivity implies in particular that the unit-rank coding scheme is robust when an extensive number P of orthogonal transient trajectories are implemented by the connectivity \mathbf{J} . To show this, we generalize the unit-rank approach and consider a rank- P connectivity matrix, given by the sum of P unit-rank matrices, $\mathbf{J} = \Delta \sum_{p=1}^P \mathbf{u}^{(p)} \mathbf{v}^{(p)T}$, where each term specifies an input-output pair, and all input-output pairs are mutually orthogonal, i.e. uncorrelated. In this situation, the interaction between the dynamics evoked by one arbitrary input $\mathbf{v}^{(p)}$ and the additional $P - 1$ patterns is effectively described by a system with connectivity $\mathbf{J} = \Delta \mathbf{u}^{(p)} \mathbf{v}^{(p)T}$ corrupted by a random component with zero mean and variance equal to $\Delta^2 P/N^2$ (see *Methods*). From the previous results it follows that the fluctuations of the activity of the readout $\mathbf{u}^{(p)}$ are of order $\Delta^3 \sqrt{P}/N$ (Fig. 6 D-F). Thus, in high dimension, the readout activity is robust to the interactions between multiple encoded trajectories. When the number of encoded trajectories is extensive ($P = O(N)$), each stimulus $\mathbf{v}^{(p)}$ can therefore still be decoded from the projection of the activity on the corresponding readout $\mathbf{u}^{(p)}$.

A natural upper bound on the number of trajectories that can be implemented by the connectivity \mathbf{J} is derived from the stability constraints of the linear system. Indeed, the largest eigenvalues of \mathbf{J} is given by $\Delta \sqrt{P/N}$ and it needs to be smaller than one for stability. Thus, the maximum number of trajectories that can be encoded in the connectivity \mathbf{J} is given by $P_{\max} = N/\Delta^2$ and defines the capacity of the network. Crucially, the capacity scales linearly with the size of the network N . The capacity also decreases for highly amplified systems, resulting in a trade-off between the separability of the neural activity evoked by different stimuli (quantified by Δ) and the number of stimuli that can be encoded in the connectivity (quantified by P_{\max}).

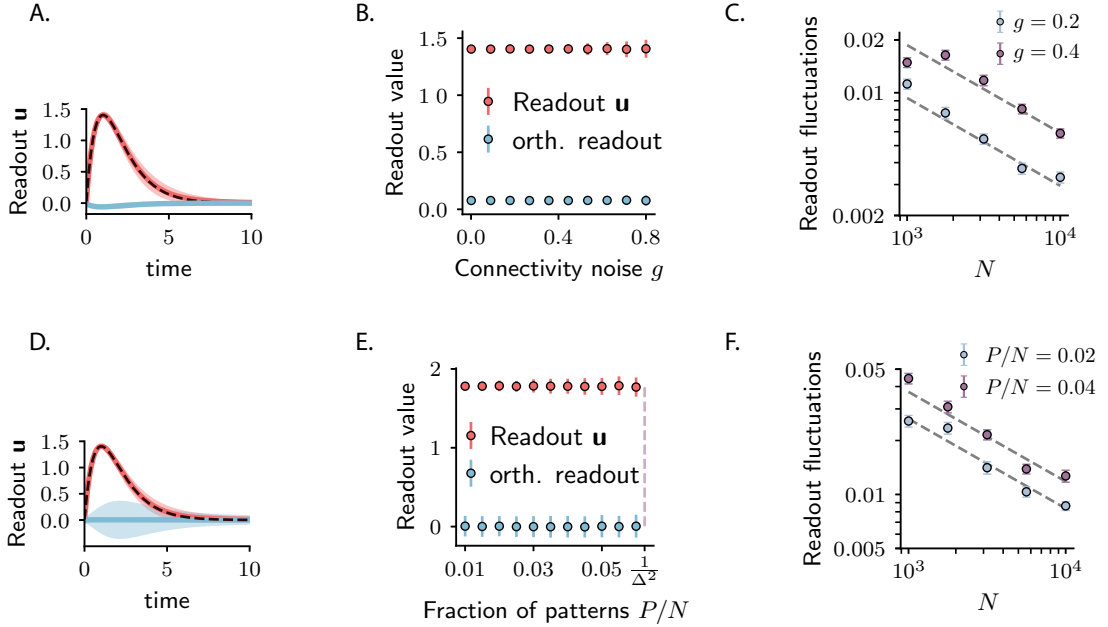


Figure 6: **Robustness of the transient coding scheme and capacity of the network (A-B-C)** Robustness of the readout activity for a single stored pattern \mathbf{u} - \mathbf{v} in presence of randomness in the connectivity with variance g^2/N . **A.** Projection of the population activity elicited by input \mathbf{v} along the readout \mathbf{u} (red trace) and along a readout orthogonal to \mathbf{u} (blue trace) for $g = 0.5$. The elements of the orthogonal readout are drawn from a random distribution with mean zero and variance $1/N$ and are fixed over trials. The projection of the activity on \mathbf{u} is also shown for the zero noise case ($g = 0$; black dashed line). **B.** Value of the activity along \mathbf{u} (red dots) and along the orthogonal readout (blue dots) at the peak amplification ($t = t^*$), as a function of g . In **A** and **B**, $N = 200$; error bars correspond to the standard deviation over 1000 realizations of the random connectivity. **C.** Standard deviation of the readout activity at the peak amplification as a function of the network size N for two values of g . The fluctuations are inversely proportional to the network size and scale as $g\Delta^2/\sqrt{N}$. Error bars correspond to the standard deviation of the mean over 100 realization of the connectivity noise. **(D-E-F)** Robustness of the transient coding scheme in presence of multiple stored patterns. **D.** Projection of the population activity elicited by one arbitrary amplified input $\mathbf{v}^{(k)}$ along the corresponding readout $\mathbf{u}^{(k)}$ (red trace) and along a different arbitrary readout $\mathbf{u}^{(k')}$ (blue trace) for $P/N = 0.02$. The readout $\mathbf{u}^{(k')}$ was changed for every trial. The projection of the activity on $\mathbf{u}^{(k)}$ is also shown when only the pattern $\mathbf{u}^{(k)}$ - $\mathbf{v}^{(k)}$ is encoded ($P = 1$; black dashed line). **E.** Value of the activity along $\mathbf{u}^{(k)}$ (red dots) and along the readout $\mathbf{u}^{(k')}$ (blue dots) at the peak amplification ($t = t^*$), as a function of P/N . In **D** and **E** $N = 200$; error bars correspond to the standard deviation over 1000 realizations of the connectivity matrix. **F.** Standard deviation of the readout activity (along $\mathbf{u}^{(k)}$) at the peak amplification as a function of the network size N for two values of P/N . The fluctuations are inversely proportional to the network size and scale as $\Delta^3\sqrt{P}/N$. Error bars correspond to the standard deviation of the mean over 100 realizations of the connectivity noise.

Discussion

Our results demonstrate that high-dimensional, linear recurrent networks can provide the basic mechanisms needed for encoding stimuli in terms of amplified transient trajectories. In particular, we have identified a simple but general criterion on network connectivity for the existence of strong, amplified transients. This criterion leads to the novel distinction between two classes of recurrent networks: networks in which all transients decay monotonically, and networks in which some inputs lead to amplified transients. For this second class, we provide a method for identifying a set of orthogonal, amplified input-output channels. Finally we show that low-rank terms in the connectivity can robustly implement an extensive number of specific, amplified transients.

The fundamental mechanism underlying amplified transients relies on the non-normal properties of the connectivity matrix, i.e. the fact that its left- and right-eigenvectors of the connectivity matrix are not identical (Trefethen et al., 1993). A number of recent studies in theoretical neuroscience have pointed out the interesting dynamical properties of networks with non-normal connectivity (White et al., 2004; Ganguli et al., 2008; Murphy and Miller, 2009; Goldman, 2009; Hennequin et al., 2012, 2014; Ahmadian et al., 2015; Martí et al., 2018). Several of these works (Murphy and Miller, 2009; Hennequin et al., 2012, 2014; Ahmadian et al., 2015) have examined the amplification of the norm of the activity vector, as we do here. However, they typically considered the average amplification in response to all possible inputs, while here we focus on determining which individual inputs evoke amplified transients. A key under-appreciated aspect is that non-normal connectivity is a necessary, but not sufficient condition for the existence amplified transients. Here we provide a simple sufficient condition, which to our knowledge has not been previously reported.

The study by Murphy and Miller (Murphy and Miller, 2009) reported that the excitatory-inhibitory (EI) structure of cortical networks induces non-normal amplification between so-called sum and difference E-I modes. Interestingly, the specific networks they considered are of the low-rank type, with sum and difference modes corresponding to left- and right- vectors of the individual unit-rank terms (Ahmadian et al., 2015). This connectivity structure is therefore a particular instance of the low-rank implementation of amplified trajectories that we described here. Moreover, Murphy and Miller specifically focused on the inhibition-dominated regime (Ozeki et al., 2009), which as we show approximately corresponds to the class of unit-rank E-I networks satisfying the general criterion for transient amplification (Fig. 2 and Supp Info). In the present study, we have not enforced a separation between excitatory and inhibitory neurons, but this can be done in a straight-forward way by adding a unit-rank term in which all excitatory (resp. inhibitory) connections have the same weight, and these weights are chosen strong enough to make all excitatory (resp. inhibitory) synapses positive (resp. negative). This additional component would induce one more amplified channel that would correspond to the global E-I difference mode of Murphy and Miller.

Here our aim was to produce amplified, but not necessarily long-lasting transients. The timescale of the transients generated using the unit-rank implementation is in fact determined by the effective timescale of the network, set by the dominant eigenvalue of the connectivity matrix. As shown in previous studies that focused on implementing transient memory traces (White et al., 2004; Ganguli et al., 2008; Goldman, 2009), longer transients can be obtained either by increasing recurrent feedback (i.e. the overlap between vectors in the unit-rank implementation), or by creating longer hidden feed-forward chains. For instance, an effective feed-forward chain of length k can be obtained from a rank k connectivity term of the type $\mathbf{J} = \Delta\mathbf{v}^{(k+1)}\mathbf{v}^{(k)T} + \dots + \Delta\mathbf{v}^{(3)}\mathbf{v}^{(2)T} + \Delta\mathbf{v}^{(2)}\mathbf{v}^{(1)T}$, i.e. in which each term feeds into the next one (Sompolinsky and Kanter, 1986). This leads in general to a $k + 1$ -dimensional transient with a timescale extended by a factor k (Goldman, 2009). Implementing this kind of higher-dimensional transients naturally comes at the cost of reducing the corresponding capacity of the network.

The implementation of transient channels proposed here clearly bears a strong analogy with Hopfield networks (Hopfield, 1982). The aim of Hopfield networks is to store patterns of activity in memory as fixed points of the dynamics, and this is achieved by adding to the connectivity matrix a unit-rank term $\xi\xi^T$ for each pattern ξ . One key difference with the present network is that Hopfield networks rely on symmetric connectivity (Brunel, 2016), while amplified transients are obtained by using strongly asymmetric terms in which the left- and right-vectors are possibly orthogonal. Another difference is that Hopfield networks rely on a non-linearity to generate fixed points for each pattern, while here we considered instead linear dynamics in the vicinity of a single fixed-point. The non-linearity of Hopfield networks endows them with error-correcting properties, in the sense that a noisy initial condition will always lead to the activation of a single memorized pattern. A weaker form of error-correction is also present in our linear, transient encoding, since any component along non-amplified directions will decay faster than the amplified pattern. However, if two amplified patterns are simultaneously activated, they will lead to the activation of both corresponding

outputs. This absence of competition may not be undesirable, as it can allow for the simultaneous encoding, and possibly binding, of several complementary stimulus features.

While we focused here on linear dynamics in the vicinity of a fixed point, strong non-linearities can give rise to different transient phenomena (Laje and Buonomano, 2013). In particular, one prominent proposal is that robust transient coding can be implemented using stable heteroclinic channels, i.e. sequences of saddle points that feed into each other (Rabinovich et al., 2008a). This mechanism has been exploited in specific models based on clustered networks (Rabinovich et al., 2008b). A different instance of this mechanism is a continuous attractor disrupted by heterogeneities that transform most of the attractor into a sequence of saddles (Mastrogiuseppe and Ostojic, 2018). A general theory for this type of transient coding is to our knowledge currently lacking, and constitutes an interesting avenue for future work.

On the most fundamental, mathematical level, understanding transient dynamics in an arbitrary linear network is equivalent to understanding how the connectivity matrix \mathbf{J} determines the propagator \mathbf{P}_t of the dynamics. For general, non-normal matrices, this is a difficult and to our knowledge open question, because the propagator strongly depends on the overlaps between the eigenvectors of \mathbf{J} . A fundamental insight we exploited here is that this difficulty can be partly circumvented by examining the properties of the symmetric part \mathbf{J}_S of the connectivity matrix \mathbf{J} . While many previous studies have relied on Schur decompositions of \mathbf{J} to obtain insights into non-normal dynamics, we have found it more useful to use the orthonormal basis determined by the eigenvectors of \mathbf{J}_S . In particular, this basis is unique, while the Schur decomposition is not (Murphy and Miller, 2009). Here we have exploited this approach to address questions specific to neuroscience, but we expect that it may prove fruitful in a variety of fields such as engineering and ecology, which routinely rely on models based on linear dynamical systems.

Methods

Contents

Method details	16
The network model	16
Dynamics of the network	16
Dynamics of the norm	16
Amplification	17
Input-output mapping between amplified inputs and readouts	17
Number of amplified inputs	18
Maximum amplification of the system	18
Characterizing transient dynamics - summary	18
Random Gaussian network	19
Two-dimensional system	19
Eigenvalues and eigenvectors of \mathbf{J}_S	20
Decomposition on the modes of \mathbf{J}_S	20
Propagator of the dynamics	20
SVD of the propagator	21
Maximum amplification of the system	21
Optimally amplified initial condition	21
Rank-1 connectivity	22
Eigenvalues and eigenvectors of \mathbf{J}_S	22
Decomposition on the modes of \mathbf{J}_S	23
Propagator of the dynamics	23
SVD of the propagator	23
Choice of the free parameters	24
Maximum amplification of the system	24
Optimally amplified initial condition and optimal readout	25
Robustness of the readout to noise in the connectivity	26
Eigenvalues of \mathbf{J}_S	26
Robustness of the readout activity	27
Robustness to multiple stored patterns and capacity of the network	28
Two encoded transient trajectories	28
Extensive number of encoded trajectories and capacity of the network	29
Supplementary information	30
Appendix A	30
Appendix B	30
Appendix C	30
Appendix D	31
Appendix E	31
Appendix F	32
Appendix G	33
Appendix H	34
Appendix I	35
Supplementary figures	37
Acknowledgements	38
References	38

Method details

The network model

We study a recurrent network of N randomly coupled rate units. Each unit i is described by the time-dependent variable $r_i(t)$, representing its firing rate at time t . The transfer function of the individual units is linear, so that the equation governing the temporal dynamics of the network reads:

$$\tau \dot{r}_i = -r_i + \sum_{j=1}^N J_{ij} r_j + I(t) r_{0,i}, \quad (6)$$

where τ represents the membrane time constant (fixed to unity), and J_{ij} is the effective synaptic strength from neuron j to neuron i . In absence of external input, the system has only one fixed point corresponding to $r_i = 0$ for all i . To have stable dynamics, we require that the eigenvalues of the connectivity matrix \mathbf{J} be smaller than unity, i.e. $\Re \lambda_{\max}(\mathbf{J}) < 1$. We write the external input as the product between a common time-varying component $I(t)$, and a term $r_{0,i}$ which corresponds to the relative activation of each unit. The terms $r_{0,i}$ can be arranged in a N -dimensional vector \mathbf{r}_0 , which we call the external input direction. Here we focus on very short external input durations ($I(t) = \delta(t)$) and on input directions of unit norm ($\|\mathbf{r}_0\| = 1$). This type of input is equivalent to setting the initial condition to $\mathbf{r}(0) = \mathbf{r}_0$. Since we study a linear system, varying the norm of the input direction would result in a linear scaling of the dynamics.

Dynamics of the network

We first outline the standard approach to the dynamics of the linear network defined by Eq. (6) (see e.g. (Dayan and Abbott, 2005; Strogatz, 2015)). The solution of the differential equation given by Eq. (6) can be obtained by diagonalizing the linear system, i.e. by using a change of basis $\mathbf{r} = \mathbf{V} \tilde{\mathbf{r}}$ such that the connectivity matrix in the new basis $\mathbf{\Lambda} = \mathbf{V}^{-1} \mathbf{J} \mathbf{V}$ is diagonal. The matrix \mathbf{V} contains the eigenvectors $\mathbf{v}_1, \mathbf{v}_2, \dots, \mathbf{v}_N$ of the connectivity \mathbf{J} as columns, while $\mathbf{\Lambda}$ has the corresponding eigenvalues λ_i on the diagonal. Therefore the variables $\tilde{\mathbf{r}}$ represent the components of the rate vector on the basis of eigenvectors of \mathbf{J} . In this new basis the system of coupled equations in Eq. (6) reduces to the set of uncoupled equations

$$\dot{\tilde{r}}_i = -\tilde{r}_i + \lambda_i \tilde{r}_i + \delta(t) \tilde{r}_{0,i}. \quad (7)$$

The dynamics of the linear network given by Eq. (6) can thus be written in terms of its components on the eigenvectors \mathbf{v}_i as

$$\mathbf{r}(t) = \sum_{i=1}^N \tilde{r}_i(t) \mathbf{v}_i, \quad \tilde{r}_i(t) = e^{t(\lambda_i - 1)} \tilde{r}_{0,i}. \quad (8)$$

Equivalently, the solution of the linear system can be expressed as the product between a linear, time-dependent operator \mathbf{P}_t and the initial condition \mathbf{r}_0 (Arnold, 1973):

$$\mathbf{r}(t) = \mathbf{P}_t \mathbf{r}_0. \quad (9)$$

The linear operator \mathbf{P}_t is called the propagator of the system and it is defined as the matrix exponential of the connectivity matrix \mathbf{J} , i.e. $\mathbf{P}_t = \exp(t(\mathbf{J} - \mathbf{I})/\tau)$. By using the definition of matrix exponential in terms of power series, we can express the propagator as $\mathbf{P}_t = \mathbf{V} \mathbf{diag}(e^{t(\lambda_1 - 1)}, \dots, e^{t(\lambda_N - 1)}) \mathbf{V}^{-1}$. From Eq. (9) we note that the propagator \mathbf{P}_t at time t defines a mapping from the state of the system at time $t = 0$, i.e. the external input direction \mathbf{r}_0 , to the state $\mathbf{r}(t)$.

Dynamics of the norm

To study the amplification properties of the network, we follow (Neubert and Caswell, 1997) and focus on the temporal dynamics of the population activity norm $\|\mathbf{r}(t)\|$ (Hennequin et al., 2014). The equation governing the dynamics of the norm can be derived by writing $\|\mathbf{r}\| = \sqrt{\mathbf{r}^T \mathbf{r}}$, so that the relative rate of change of the norm is given by (Neubert and Caswell, 1997)

$$\begin{aligned}\frac{1}{\|\mathbf{r}\|} \frac{d\|\mathbf{r}\|}{dt} &= \frac{1}{\sqrt{\mathbf{r}^T \mathbf{r}}} \frac{d\sqrt{\mathbf{r}^T \mathbf{r}}}{dt} \\ &= \frac{1}{2\mathbf{r}^T \mathbf{r}} \left(\frac{d\mathbf{r}^T}{dt} \mathbf{r} + \mathbf{r}^T \frac{d\mathbf{r}}{dt} \right).\end{aligned}\tag{10}$$

By using Eq. (6) we can write the right hand side of the previous equation as

$$\begin{aligned}\frac{1}{\|\mathbf{r}\|} \frac{d\|\mathbf{r}\|}{dt} &= \frac{\mathbf{r}^T ((\mathbf{J}^T - \mathbf{I}) + (\mathbf{J} - \mathbf{I})) \mathbf{r}}{2\|\mathbf{r}\|^2} \\ &= \frac{\mathbf{r}^T (\mathbf{J}_S - \mathbf{I}) \mathbf{r}}{\|\mathbf{r}\|^2},\end{aligned}\tag{11}$$

where we introduced $\mathbf{J}_S = (\mathbf{J} + \mathbf{J}^T)/2$, the symmetric part of the connectivity matrix \mathbf{J} .

Both the eigenvalues and the eigenvectors of \mathbf{J}_S provide information on the transient dynamics of the system. On one hand, we show in the main text that the activity norm can have non-monotonic behaviour if and only if at least one eigenvalue of the matrix \mathbf{J}_S is larger than one. Therefore the eigenvalues of \mathbf{J}_S determine the type of transient regime of the system. On the other hand, as \mathbf{J}_S is symmetric, its set of eigenvectors is orthogonal and provides a useful orthonormal basis onto which we can project the dynamics. In this basis, the connectivity matrix is given by $\mathbf{J}' = \mathbf{V}_S^T \mathbf{J} \mathbf{V}_S$, where \mathbf{V}_S contains the eigenvectors of \mathbf{J}_S as columns. The matrix \mathbf{J} can be uniquely decomposed as $\mathbf{J} = \mathbf{J}_S + \mathbf{J}_A$, where $\mathbf{J}_A = (\mathbf{J} - \mathbf{J}^T)/2$ is the anti-symmetric part of \mathbf{J} , so that

$$\mathbf{J}' = \text{diag}(\lambda_1(\mathbf{J}_S), \dots, \lambda_N(\mathbf{J}_S)) + \mathbf{V}_S^T \mathbf{J}_A \mathbf{V}_S.\tag{12}$$

The first term on the right hand side is a diagonal matrix, while the second term is an anti-symmetric matrix. Since the latter has zero diagonal elements, the new connectivity matrix \mathbf{J}' displays the eigenvalues of \mathbf{J}_S on the diagonal. The off-diagonal terms of \mathbf{J}' are given by the elements of $\mathbf{V}_S^T \mathbf{J}_A \mathbf{V}_S$ and represent the strength of the couplings between the eigenvectors of \mathbf{J}_S . In the amplified regime, some of the eigenvalues of \mathbf{J}_S are larger than one, so that without the coupling between the modes of \mathbf{J}_S , the connectivity \mathbf{J}' would be unstable. However, in our case \mathbf{J} and \mathbf{J}' are stable matrices, meaning that the coupling terms ensure the stability of the overall system. Moreover, varying the strengths of the coupling terms while keeping fixed the diagonal terms affects in a non-trivial way the maximum amplification of the system. Therefore, the decomposition in Eq. (12) allows us to identify the set of key parameters that controls the maximum amplification of a specific system. In the following, we will systematically use this decomposition to analyze specific classes of matrices.

Amplification

To identify which inputs are amplified, we examine the dynamics of the activity norm $\|\mathbf{r}(t)\|$ for an arbitrary external input \mathbf{r}_0 . The one-dimensional Eq. (11) alone is not enough to determine the time course of $\|\mathbf{r}(t)\|$, since the right hand side depends on the solution of the N -dimensional system Eq. (6). Therefore, for a specific input \mathbf{r}_0 , we can use Eq. (9) and write the norm of the elicited trajectory as

$$\|\mathbf{r}(t)\| = \|\mathbf{P}_t \mathbf{r}_0\|.\tag{13}$$

Input-output mapping between amplified inputs and readouts

The dynamics elicited in response to an input along an arbitrary direction is in general complex. However, the singular value decomposition (SVD) of the propagator provides a useful way to understand the network dynamics during the transient phase. Any matrix \mathbf{A} can be written as

$$\mathbf{A} = \mathbf{L} \mathbf{\Sigma} \mathbf{R}^T,\tag{14}$$

where the matrix $\mathbf{\Sigma}$ contains the singular values $\sigma_i(\mathbf{A})$ on the diagonal, while the columns of \mathbf{L} (resp. \mathbf{R}) are the left (resp. right) singular vectors of \mathbf{A} , i.e. the eigenvectors of $\mathbf{A} \mathbf{A}^T$ (resp. $\mathbf{A}^T \mathbf{A}$). The matrices \mathbf{R} and \mathbf{L} are unitary, meaning that they separately provide two orthogonal sets of unitary vectors. Thus, we can write the SVD of the propagator as

$$\mathbf{P}_t = \sigma_1^{(t)} \mathbf{L}_1^{(t)} \mathbf{R}_1^{(t)T} + \sigma_2^{(t)} \mathbf{L}_2^{(t)} \mathbf{R}_2^{(t)T} + \dots + \sigma_N^{(t)} \mathbf{L}_N^{(t)} \mathbf{R}_N^{(t)T}. \quad (15)$$

From Eq. (15) we see that, at a given time t , the propagator \mathbf{P}_t maps each right singular vector $\mathbf{R}_k^{(t)}$ into the left singular vector $\mathbf{L}_k^{(t)}$, scaled by the singular value $\sigma_k^{(t)}$ (see Eq. (5)). Note that for normal systems the singular value decomposition and the eigen-decomposition coincide. In this case the matrices \mathbf{L} and \mathbf{R} both contain the eigenvectors of \mathbf{P}_t as columns, so that $\mathbf{L}_k^{(t)}$ and $\mathbf{R}_k^{(t)}$ lie on a single dimension. Instead, for a non-normal system the right and left singular vectors do not align along one direction, and the dynamics of the system in response to an input along $\mathbf{R}_k^{(t)}$ spans at least the two dimensions defined by the two vectors $\mathbf{R}_k^{(t)}$ and $\mathbf{L}_k^{(t)}$. The vectors $\mathbf{R}_k^{(t)}$ for which $\sigma_k^{(t)} > 1$ correspond to the amplified inputs at time t , while the outputs $\mathbf{L}_k^{(t)}$ are the corresponding readouts at time t .

Number of amplified inputs

The number of amplified inputs at time t is given by the number of singular values $\sigma_k^{(t)}$ larger than unity. To estimate this number, we examine the temporal dynamics of the singular values $\sigma_k^{(t)}$ in time (SV trajectories). We observe that, for a system in the amplified regime ($\lambda_{\max}(\mathbf{J}_S) > 1$), at least one of the SV trajectories has non-monotonic dynamics, starting from one at $t = 0$ and then increasing before decaying to zero. In fact, the singular values of the propagator at small times $t = \delta t$ are defined as the square roots of the eigenvalues of

$$\mathbf{P}_{\delta t}^T \mathbf{P}_{\delta t} = \mathbf{I} + 2(\mathbf{J}_S - \mathbf{I})\delta t + O(\delta t^2). \quad (16)$$

From Eq. (16) we can compute the singular values of $\mathbf{P}_{\delta t}$ as

$$\sigma_k(\mathbf{P}_{\delta t}) = 1 + (\lambda_k(\mathbf{J}_S) - 1)\delta t + O(\delta t^2), \quad (17)$$

so that the slope at time $t = 0$ of the k -th singular value of the propagator is

$$\left. \frac{d\sigma_k}{dt} \right|_{t=0} = \lambda_k(\mathbf{J}_S) - 1. \quad (18)$$

Eq. (18) shows that the number of singular values larger than unity at small times is given by the number of the eigenvalues of \mathbf{J}_S larger than unity, which we denote as N_S .

Maximum amplification of the system

From Eq. (15) we see that the maximum over initial conditions of the amplification at time t corresponds to the dominant singular value of the propagator, $\sigma_1^{(t)}$. The associated amplified input and corresponding readout are respectively $\mathbf{R}_1^{(t)}$ and $\mathbf{L}_1^{(t)}$. To obtain the maximum amplification of the system over inputs and over time, we need to compute the time t^* at which $\sigma_1^{(t)}$ attains its maximum value. Therefore, the value $\sigma_1^{(t^*)}$ quantifies the maximum amplification over inputs and over time, while $\mathbf{R}_1^{(t^*)}$ and $\mathbf{L}_1^{(t^*)}$ correspond respectively to the most amplified input direction and the associated readout.

Interestingly, it can be shown that the input $\mathbf{R}_1^{(t^*)} \equiv \mathbf{R}_1^*$ satisfies the equation (see Appendix A)

$$\mathbf{R}_1^{*T} (\mathbf{J}_S - \mathbf{I}) \mathbf{R}_1^* = 0, \quad (19)$$

which depends only on the symmetric part of the connectivity matrix \mathbf{J}_S . We will exploit this equation to identify the amplified initial condition \mathbf{R}_1^* in specific cases. Note that, except for $N = 2$, Eq. (19) does not fully specify the maximally amplified input.

Characterizing transient dynamics - summary

Summarizing, our approach for characterizing its transient dynamics can be divided into three main steps:

1. Compute \mathbf{J}_S , along with its eigenvalues and eigenvectors.
2. Compute the propagator of the system \mathbf{P}_t .
3. Compute the Singular Value Decomposition (SVD) of the propagator.

These three steps can be in principle performed numerically for any connectivity matrix. For particular classes of connectivity matrices, we show below that some or all three steps are analytically tractable.

Random Gaussian network

Here we consider a non-normal random connectivity matrix with synaptic strength independently drawn from a Gaussian distribution

$$J_{ij} \sim \mathcal{N}(0, g^2/N). \quad (20)$$

The eigenvalues of \mathbf{J} are complex and uniformly distributed in a circle of radius g (Girko, 1984):

$$P(\lambda) = \begin{cases} \frac{1}{\pi g^2}, & |\lambda| \leq g \\ 0, & |\lambda| > g \end{cases} \quad (21)$$

For this class of matrices, we can analytically determine the condition for amplified transients, and estimate the number of amplified inputs. In the stable regime ($g < 1$), the symmetric part of the connectivity \mathbf{J}_S can have unstable eigenvalues. In fact, the elements of the symmetric part are distributed according to

$$J_{S,ij} \sim \begin{cases} \mathcal{N}(0, g^2/2N), & i \neq j \\ \mathcal{N}(0, g^2/N), & i = j \end{cases} \quad (22)$$

From random matrix theory we know that the eigenvalues of the matrix given by Eq. (22) are real and distributed according to the semicircle law (Wigner, 1955, 1958):

$$P(\lambda) = \begin{cases} \frac{1}{\pi g^2} \sqrt{2g^2 - \lambda^2}, & |\lambda| \leq \sqrt{2}g \\ 0, & |\lambda| > \sqrt{2}g \end{cases} \quad (23)$$

In particular, the spectral radius of \mathbf{J}_S is $\sqrt{2}g$, meaning that \mathbf{J}_S has unstable eigenvalues if $1/\sqrt{2} < g < 1$.

To estimate the number of amplified initial conditions, we compute the lower bound on their number $N_S(\epsilon)$, i.e. the number of eigenvalues of \mathbf{J}_S larger than $1 + \epsilon$:

$$\begin{aligned} \frac{N_S(\epsilon, g)}{N} &= \int_{1+\epsilon}^{\sqrt{2}g} P(\lambda(\mathbf{J}_S)) d\lambda(\mathbf{J}_S) \\ &= \frac{1}{2} - \frac{1}{2\pi g^2} (1 + \epsilon) \sqrt{2g^2 - (1 + \epsilon)^2} - \frac{1}{\pi} \arctan \frac{1 + \epsilon}{\sqrt{2g^2 - (1 + \epsilon)^2}}. \end{aligned} \quad (24)$$

The number of eigenvalues of \mathbf{J}_S is maximum when g is close to (but smaller than) unity. In this case Eq. (24) at the first order in ϵ translates to

$$\frac{N_S(\epsilon, 1)}{N} = \left(\frac{1}{2} - \frac{1}{2\pi} - \frac{1}{\pi} \arctan(1) \right) - \frac{1}{2\pi} \epsilon \simeq 0.09 - 0.16\epsilon. \quad (25)$$

Therefore, the maximal capacity of a randomly-connected network is therefore around 10%.

Computing the SVD of the exponential of a N -dimensional random matrix is to our knowledge an open mathematical problem. Therefore, for an arbitrary random connectivity matrix, the maximal amount of amplification and the amplified initial conditions are accessible only by numerically computing the SVD of $\exp(t(\mathbf{J} - \mathbf{I}))$.

Two-dimensional system

In this section we consider connectivity matrices describing networks composed of two interacting units of the form

$$\mathbf{J} = \begin{pmatrix} a & b \\ c & d \end{pmatrix}. \quad (26)$$

The eigenvalues of \mathbf{J} determine the stability of the network and can be expressed in terms of its trace and determinant as follows:

$$\lambda^\pm = \frac{\text{Tr}(\mathbf{J}) \pm \sqrt{\text{Tr}^2(\mathbf{J}) - 4\text{Det}(\mathbf{J})}}{2}. \quad (27)$$

For the dynamics to be stable, the largest eigenvalue of \mathbf{J} needs to satisfy $\Re\lambda^+ < 1$, equivalent to the requirement that $\text{Tr}(\mathbf{J}) < 0$ and $\text{Det}(\mathbf{J}) > 0$. Note that if the two eigenvalues λ^\pm are real, they are symmetrically centered around $\text{Tr}(\mathbf{J})/2$ on the real axis; if they are complex conjugates they have real part equal to $\text{Tr}(\mathbf{J})/2$ and are symmetrically arranged on the imaginary axis.

Eigenvalues and eigenvectors of \mathbf{J}_S

The condition for transient amplification is determined by the two eigenvalues of \mathbf{J}_S , which read:

$$\lambda_S^\pm = \frac{\text{Tr}(\mathbf{J}) \pm \sqrt{\text{Tr}^2(\mathbf{J}) - 4\text{Det}(\mathbf{J}) + 4\Delta^2}}{2}, \quad (28)$$

where we introduced the parameter

$$\Delta = \frac{|b - c|}{2}. \quad (29)$$

Δ represents the difference between the off-diagonal elements of \mathbf{J} , and provides a measure of how far from symmetric the connectivity matrix is ($\Delta = 0$ meaning symmetric connectivity). Note that the equation for the eigenvalues of \mathbf{J}_S (Eq. 28) differs from the one for the eigenvalues of \mathbf{J} (Eq. 27) by the additive term $4\Delta^2$ under the square root. For Δ above the critical value

$$\Delta_c = \sqrt{1 - \text{Tr}(\mathbf{J}) + \text{Det}(\mathbf{J})} \quad (30)$$

the rightmost eigenvalue of \mathbf{J}_S is larger than one, meaning that specific inputs are transiently amplified. Thus, Δ is the crucial parameter which determines the dynamical regime of the system.

Decomposition on the modes of \mathbf{J}_S

To identify the parameters which determine the maximum amplification of a system, we project the network dynamics onto the orthonormal basis of eigenvectors of \mathbf{J}_S . In the new basis the connectivity matrix is given by Eq. (12). Interestingly, the non-normal parameter Δ directly appears in the expression of the anti-symmetric part \mathbf{J}_A , so that we obtain

$$\mathbf{J}' = \begin{pmatrix} \lambda_S^+(\Delta) & \Delta \\ -\Delta & \lambda_S^-(\Delta) \end{pmatrix} \quad (31)$$

up to a sign of the off-diagonal elements. From Eq. (31) we see that the non-normal parameter Δ , which determines the dynamical regime of the system, also represents the strength of the coupling between the modes of \mathbf{J}_S . For $\Delta > \Delta_c$ we have $\lambda_S^+(\Delta) > 1$. Thus, at small times, any component of the dynamics on the first mode of \mathbf{J}_S is amplified by an amount proportional to $\lambda_S^+(\Delta) - 1$. However, at later times, because of the recurrent feedback of strength Δ between the modes of \mathbf{J}_S , the system reaches a finite amount of amplification and relaxes back to the zero fixed point. In the following we examine how the value of Δ determines the amount of amplification of the system.

Propagator of the dynamics

To examine the dependence of the maximum amplification of the system on the parameter Δ we compute the propagator \mathbf{P}_t and its SVD. A convenient method to compute the exponential of a matrix is provided in (Leonard, 1996) (see Appendix B), which we apply to \mathbf{J}' to obtain

$$\exp(t\mathbf{J}') = x_0(t)\mathbf{I} + x_1(t)\mathbf{J}', \quad (32)$$

where the time-dependent functions $x_0(t)$ and $x_1(t)$ are given by

$$x_0(t) = -\frac{\lambda^-}{\lambda^+ - \lambda^-} e^{\lambda^+ t} + \frac{\lambda^+}{\lambda^+ - \lambda^-} e^{\lambda^- t} \quad (33a)$$

$$x_1(t) = \frac{1}{\lambda^+ - \lambda^-} e^{\lambda^+ t} - \frac{1}{\lambda^+ - \lambda^-} e^{\lambda^- t}. \quad (33b)$$

Here λ^+ and λ^- are the eigenvalues of \mathbf{J} (Eq. 27).

SVD of the propagator

In order to compute the maximum amplification of the system we next compute the largest singular value of the propagator $\sigma_1(\mathbf{P}_t)$ (see Appendix C):

$$\sigma_1(\mathbf{P}_t) = e^{-t} \sqrt{E(t)^2 + H(t)^2} + e^{-t} \sqrt{F(t)^2}, \quad (34)$$

where

$$\begin{cases} E(t) = x_0(t) + x_1(t)(\lambda_S^+ + \lambda_S^-)/2 \\ F(t) = x_1(t)(\lambda_S^+ - \lambda_S^-)/2 \\ H(t) = x_1(t)\Delta \end{cases} \quad (35)$$

Maximum amplification of the system

Here we compute the maximal amount of amplification by evaluating the maximum value in time of the amplification envelope $\sigma_1(\mathbf{P}_t)$ (Eq. 34), and examine its dependence on the non-normal parameter Δ . In particular we find that, for large values of Δ , this dependence is linear.

To derive this relationship, we note that the combination $\lambda_S^+ - \lambda_S^- = \sqrt{\text{Tr}(\mathbf{J})^2 - 4\text{Det}(\mathbf{J}) + 4\Delta^2}$ depends on Δ , while $\lambda_S^+ + \lambda_S^- = \text{Tr}(\mathbf{J})$ does not. Therefore in Eq. (35) only the functions $H(t)$ and $F(t)$ depend on Δ . In the amplified regime $\Delta \gg \Delta_c$, we have that $H(t) \gg E(t)$ for times $t \gg 1/\Delta$ (while for small times $\delta \ll 1/\Delta$ we have $E(\delta t) = 1 + \text{Tr}(\mathbf{J})\delta t/2 \gg \Delta\delta t = H(\delta t)$). In addition, for large values of Δ , we can write $(\lambda_S^+ - \lambda_S^-)/2 = \Delta + O(\Delta^{-1})$ so that the singular value can be written as

$$\sigma_1(\mathbf{P}_t) \simeq e^{-t} (|H(t)| + |F(t)|) \simeq \Delta e^{-t} x_1(t), \quad \text{for } t \gg 1/\Delta, \Delta \gg \Delta_c. \quad (36)$$

To find the value of the maximum amplification we need to compute the time t^* of occurrence of the global maximum of $\sigma_1(\mathbf{P}_t)$ and the value $\sigma_1(\mathbf{P}_{t^*})$. The final result is given by

$$t^* = \underset{t}{\text{argmax}} e^{-t} x_1(t) = \frac{1}{\lambda^+ - \lambda^-} \log \left(\frac{\lambda^- - 1}{\lambda^+ - 1} \right), \quad (37)$$

$$\sigma_1(\mathbf{P}_{t^*}) = \frac{\Delta}{\lambda^+ - \lambda^-} \left[\left(\frac{\lambda^- - 1}{\lambda^+ - 1} \right)^{\frac{\lambda^+}{\lambda^+ - \lambda^-}} - \left(\frac{\lambda^- - 1}{\lambda^+ - 1} \right)^{\frac{\lambda^-}{\lambda^+ - \lambda^-}} \right]. \quad (38)$$

The two-dimensional model given by Eq. (26) has four free parameters, namely the strengths of the four recurrent connections. In our analysis we fix the values of the trace $\text{Tr}(\mathbf{J})$ and determinant $\text{Det}(\mathbf{J})$ of the connectivity matrix, so that the dynamics are stable, and vary the parameter Δ . This implies fixing the eigenvalues λ^\pm and the corresponding timescales $\tau^\pm = 1/(1 - \Re \lambda^\pm)$. This approach allows us to explore how different degrees of symmetry in the connectivity, as quantified by Δ , influence the dynamics while keeping the timescales constant. Thus, we find that, for $\Delta \gg \Delta_c$, and for fixed λ^\pm , the maximum amplification of the system scales linearly with the non-normal parameter Δ .

Optimally amplified initial condition

Here we compute the optimal input direction \mathbf{R}_1^* by solving Eq. (19). We parametrize the optimal input by the angle θ^* it forms with the first mode of \mathbf{J}_S , i.e. $\mathbf{R}_1^* = (\cos \theta^*, \sin \theta^*)^T$. Thus, Eq. (19) translates into

$$\lambda_S^+ \cos^2 \theta^* + \lambda_S^- \sin^2 \theta^* - 1 = 0 \quad (39)$$

which is satisfied by

$$\theta^* = \pm \arctan \sqrt{\frac{\lambda_S^+ - 1}{1 - \lambda_S^-}}. \quad (40)$$

Rank-1 connectivity

In this section we consider a unit-rank connectivity matrix defined by

$$\mathbf{J} = \Delta \mathbf{u} \mathbf{v}^T, \quad (41)$$

where the vectors \mathbf{u} and \mathbf{v} are two N -dimensional vectors generated as

$$\begin{aligned} \mathbf{u} &= \mathbf{x}_1 \\ \mathbf{v} &= \rho \mathbf{x}_1 + \sqrt{1 - \rho^2} \mathbf{x}_2, \end{aligned}$$

where the vectors \mathbf{x}_1 , \mathbf{x}_2 and \mathbf{y} are N -dimensional vectors with components drawn from a Gaussian distribution with mean zero and variance $1/N$ and ρ is a number between -1 and 1 (Mastrogiuseppe and Ostojic, 2018). The average norm and correlation are given by $\langle \mathbf{u} \cdot \mathbf{u} \rangle = \langle \mathbf{v} \cdot \mathbf{v} \rangle = 1$ and $\langle \mathbf{u} \cdot \mathbf{v} \rangle = \rho$, and Δ is an overall scaling parameter. We consider only positive values of Δ , since a minus sign can be absorbed in the correlation coefficient ρ . The matrix \mathbf{J} has $N - 1$ eigenvalues equal to zero and one eigenvalue given by $\lambda = \Delta\rho$, associated with the eigenvector \mathbf{u} . In the two-dimensional plane spanned by \mathbf{u} and \mathbf{v} , the direction orthogonal to \mathbf{v} specifies another eigenvector of \mathbf{J} corresponding to one of the zero eigenvalues.

Eigenvalues and eigenvectors of \mathbf{J}_S

We first compute the eigenvalues and eigenvectors of the symmetric part of the connectivity

$$\mathbf{J}_S = \Delta \frac{\mathbf{u} \mathbf{v}^T + \mathbf{v} \mathbf{u}^T}{2}. \quad (42)$$

\mathbf{J}_S is a rank-2 matrix, meaning it has in general two non-zero eigenvalues given by

$$\lambda_S^\pm = \frac{\text{Tr} \mathbf{J}_S \pm \sqrt{(\text{Tr} \mathbf{J}_S)^2 - 4 \text{Det}' \mathbf{J}_S}}{2}. \quad (43)$$

Here $\text{Det}' \mathbf{J}_S = \lambda_S^+ \lambda_S^-$ denotes the determinant of \mathbf{J}_S restricted to the $\mathbf{u}\mathbf{v}$ -plane, i.e. the determinant of the 2×2 matrix $[\mathbf{u}, \mathbf{u}_\perp]^T \mathbf{J}_S [\mathbf{u}, \mathbf{u}_\perp]$, where \mathbf{u}_\perp is a vector perpendicular to \mathbf{u} on the $\mathbf{u}\mathbf{v}$ -plane (the determinant of the full matrix \mathbf{J}_S is zero because of the zero eigenvalues of \mathbf{J}_S). We find that the two non-zero eigenvalues of the symmetric part \mathbf{J}_S are given by (see Appendix D)

$$\lambda_S^\pm = \frac{\lambda \pm \Delta}{2}. \quad (44)$$

Note that the eigenvalues of \mathbf{J}_S are symmetrically centered around $\lambda/2$, and their displacement is controlled by the scaling parameter Δ . The condition for the system to be in the regime of transient amplification is therefore

$$\frac{\lambda + \Delta}{2} > 1. \quad (45)$$

To compute the eigenvectors \mathbf{x}_S^\pm associated with the non-zero eigenvalues λ_S^\pm we have to solve the eigenvector equation

$$(\Delta \mathbf{u} \mathbf{v}^T + \Delta \mathbf{v} \mathbf{u}^T - 2\lambda_S^\pm \mathbf{I}) \mathbf{x}_S^\pm = 0. \quad (46)$$

Since the two eigenvectors lie on the $\mathbf{u}\mathbf{v}$ -plane, we can write them in the form $\mathbf{x}_S^+ = \mathbf{u} + \alpha \mathbf{v}$ and $\mathbf{x}_S^- = \mathbf{u} + \beta \mathbf{v}$. Solving the eigenvector equation for α and β yields $\alpha = 1$ and $\beta = -1$. The two normalized eigenvectors of \mathbf{J}_S are thus given by

$$\mathbf{x}_S^\pm = \frac{\mathbf{u} \pm \mathbf{v}}{\sqrt{2(1 \pm \rho)}}. \quad (47)$$

Decomposition on the modes of \mathbf{J}_S

We can project the dynamics of the system on the basis of eigenvectors of \mathbf{J}_S . Let \mathbf{V}_S be the N -dimensional matrix containing the eigenvectors of \mathbf{J}_S as columns:

$$\mathbf{V}_S = (\mathbf{x}_S^+, \mathbf{x}_S^-, \boldsymbol{\xi}_1, \dots, \boldsymbol{\xi}_{N-2}), \quad (48)$$

where the $\boldsymbol{\xi}_i$'s are $N - 2$ arbitrary vectors orthogonal to both \mathbf{u} and \mathbf{v} . The projection of the connectivity matrix \mathbf{J} onto the modes of \mathbf{J}_S yields the new connectivity \mathbf{J}' :

$$\mathbf{J}' = \mathbf{V}_S^T \mathbf{u} \mathbf{v}^T \mathbf{V}_S = \frac{\Delta}{2} \begin{pmatrix} \rho + 1 & -\sqrt{1 - \rho^2} & \mathbf{0} \\ +\sqrt{1 - \rho^2} & \rho - 1 & \mathbf{0} \\ \mathbf{0} & \mathbf{0} & \mathbf{0} \end{pmatrix} = \begin{pmatrix} \frac{\lambda_S^+}{\sqrt{\Delta^2 - \lambda^2/2}} & -\sqrt{\Delta^2 - \lambda^2/2} & \mathbf{0} \\ \sqrt{\Delta^2 - \lambda^2/2} & \lambda_S^- & \mathbf{0} \\ \mathbf{0} & \mathbf{0} & \mathbf{0} \end{pmatrix}. \quad (49)$$

From Eq. (49) we see that the parameter Δ controls the strength of the coupling between the modes of \mathbf{J}_S through the term $\sqrt{\Delta^2 - \lambda^2/2}$. Thus, in the following analysis, we examine the amplification properties of the system as a function of the parameter Δ .

Propagator of the dynamics

We explicitly compute the expression of the propagator for the unit-rank system. From the definition of matrix exponential in terms of infinite sum of matrix powers we obtain

$$\begin{aligned} \exp(t\Delta\mathbf{u}\mathbf{v}^T) &= \sum_{k=0}^{\infty} \frac{(t\Delta\mathbf{u}\mathbf{v}^T)^k}{k!} = \mathbf{I} + \frac{\Delta\mathbf{u}\mathbf{v}^T}{\lambda} (1 + \lambda t + \frac{1}{2}\lambda^2 t^2 + \dots - 1) \\ &= \mathbf{I} + \Delta \frac{e^{\lambda t} - 1}{\lambda} \mathbf{u}\mathbf{v}^T. \end{aligned} \quad (50)$$

Therefore the final expression for the propagator is given by

$$\mathbf{P}_t = \exp(t(\Delta\mathbf{u}\mathbf{v}^T - \mathbf{I})) = e^{-t} + \Delta e^{-t} \alpha(t, \lambda) \mathbf{u}\mathbf{v}^T, \quad (51)$$

where we introduced

$$\alpha(t, \lambda) = \frac{e^{\lambda t} - 1}{\lambda}. \quad (52)$$

Note that the non-trivial dynamics of the system are restricted to the plane spanned by \mathbf{u} and \mathbf{v} . In fact any component of the initial condition orthogonal to this plane decays to zero as e^{-t} , as any component orthogonal to \mathbf{v} in the $\mathbf{u}\mathbf{v}$ -plane. From this it follows that non-monotonic transients occur only if the initial condition of the system has a non-zero component on the structure vector \mathbf{v} .

SVD of the propagator

To study how the maximum amplification depends on Δ we compute the amplification envelope $\sigma_1(\mathbf{P}_t)$. The singular values of the propagator \mathbf{P}_t are given by the square roots of the eigenvalues of the matrix $\mathbf{P}_t^T \mathbf{P}_t$. From Eq. (51) we can write

$$\begin{aligned} e^{2t} \mathbf{P}_t^T \mathbf{P}_t &= (\mathbf{I} + \Delta\alpha(t, \lambda)\mathbf{v}\mathbf{u}^T)(\mathbf{I} + \Delta\alpha(t, \lambda)\mathbf{u}\mathbf{v}^T) \\ &= \mathbf{I} + 2\Delta\alpha(t, \lambda)\mathbf{J}_S + \Delta^2\alpha^2(t, \lambda)\mathbf{v}\mathbf{v}^T. \end{aligned} \quad (53)$$

We obtain the expression for the singular values of the propagator $\sigma_{1,2}(\mathbf{P}_t)$ as a function of Δ and λ (see Appendix E):

$$2e^{2t}\sigma_{1,2}^2(\mathbf{P}_t) = 2 + 2\lambda\alpha(t, \lambda) + \alpha^2(t, \lambda)\Delta^2 \pm \sqrt{\Delta^4 \left[\alpha^4(t, \lambda) + \frac{1}{\Delta^2} (4\lambda\alpha^3(t, \lambda) + 4\alpha^2(t, \lambda)) \right]}. \quad (54)$$

The other $N - 2$ singular values of \mathbf{P}_t are equal to e^{-t} .

Choice of the free parameters

For the unit-rank system, two parameters out of Δ , λ and ρ can vary independently. Since we set Δ as a free parameter, we need to fix the second independent parameter. We explore three scenarios, which imply different scalings of λ or ρ with the parameter Δ :

1. keep the eigenvalue λ constant, so as to fix the timescale $\tau = 1/(1 - \lambda)$, and vary Δ . In this case the correlation ρ between the \mathbf{u} and \mathbf{v} scales according to $\rho = \lambda/\Delta$, meaning that increasing Δ makes the structure vectors more orthogonal to each other.
2. Fix the correlation between the structure vectors, ρ , to a positive value and vary Δ . Increasing Δ has the effect to increase the timescale of the system $\tau = 1/(1 - \Delta\rho)$, until a point where the system becomes unstable, i.e. for $\lambda > 1$, or equivalently $\Delta > 1/\rho$.
3. Keep ρ fixed to a negative value. In this case Δ can be increased without bounds and higher values of Δ decrease the timescale τ .

Maximum amplification of the system

The singular values of the propagator given by Eq. (54) depend in a complex manner on Δ and λ . To understand how the maximum amplification of the system depends on Δ , we study the limit of very large Δ , defined as

$$\Delta \gg 2\sqrt{1 - \lambda(\Delta)}, \quad (55)$$

which we call the *strong amplification regime*. Note that in general the eigenvalue λ depends on Δ , according to $\lambda(\Delta) = \Delta\rho$. For fixed λ , Eq. (55) is given by $\Delta \gg 2\sqrt{1 - \lambda}$, while for a fixed value of ρ , Eq. (55) translates into $\Delta \gg 2(1 - \rho)$ (with the additional constraint $\Delta < 1/\rho$ ensuring stability, in case $\rho > 0$). If condition given by Eq. (55) is met, we can approximate Eq. (54) for times $t \gg 2/\Delta$ as

$$2e^{2t}\sigma_1^2(\mathbf{P}_t) \simeq 2 + 2\alpha(t, \lambda)\lambda + 2\alpha^2(t, \lambda)\Delta^2, \quad t \gg 2/\Delta. \quad (56)$$

For large Δ we can neglect the first two terms on the right hand side and write the largest singular value as

$$\sigma_1(\mathbf{P}_t) \simeq \Delta e^{-t}\alpha(t, \lambda), \quad t \gg 2/\Delta. \quad (57)$$

The maximum amplification of the system corresponds to the maximum value in time of $\sigma_1(\mathbf{P}_t)$. In the strong amplification regime (Eq. 55) the time t^* at which the singular value attains its maximum is independent of Δ and reads:

$$t^* = \operatorname{argmax}_t e^{-t}\alpha(t; \lambda) = \frac{1}{\lambda} \log \frac{1}{1 - \lambda}. \quad (58)$$

Thus, the maximum amplification increases monotonically with Δ :

$$\sigma_1(\mathbf{P}_{t^*}) = g(\lambda(\Delta)) \Delta, \quad g(\lambda) = (1 - \lambda)^{\frac{1}{\lambda} - 1}, \quad (59)$$

where $g(\lambda)$ is a multiplicative factor which depends on the eigenvalue λ . Different choices of the free parameters imply different growths of the maximum amplification with Δ :

1. for λ fixed and $\rho = \lambda/\Delta$, the maximum amplification increases linearly with Δ .
2. For $\rho > 0$ fixed and $\lambda = \Delta\rho$, the maximum amplification increases monotonically with Δ , until it reaches a value equal to Δ for $\Delta = 1/\rho$ (or $\lambda = 1$).
3. For $\rho < 0$ fixed and $\lambda = \Delta\rho$, the amplification increases monotonically with Δ , but it saturates at a value given by $1/|\rho|$. This follows from the fact that

$$\lim_{\Delta \rightarrow +\infty} g(\Delta\rho) = \frac{1}{\Delta|\rho|}. \quad (60)$$

In the case $\rho = 0$ the maximum amplification grows linearly as Δ/e , since

$$\lim_{\rho \rightarrow 0} g(\Delta\rho) = \frac{1}{e}. \quad (61)$$

Optimally amplified initial condition and optimal readout

Using the result we found for the two dimensional case, Eq. (40) and Eq. (44), we can determine the angles $\theta_R^* \equiv \theta(\mathbf{R}_1^*)$ and $\theta_L^* \equiv \theta(\mathbf{L}_1^*)$ of the optimal initial condition and optimal readout with respect to the first mode of \mathbf{J}_S as

$$\tan \theta_{L,R}^* = \pm \arctan \sqrt{\frac{\lambda_S^+ - 1}{1 - \lambda_S^-}} = \pm \sqrt{\frac{\lambda + \Delta - 2}{2 - \lambda + \Delta}}, \quad (62)$$

where the + and - signs correspond respectively to θ_L^* and θ_R^* . The optimally amplified initial condition and optimal readout are thus given by

$$\begin{cases} \mathbf{R}_1^* = \cos \theta_R^* \mathbf{x}_S^+ + \sin \theta_R^* \mathbf{x}_S^- \\ \mathbf{L}_1^* = \cos \theta_L^* \mathbf{x}_S^+ + \sin \theta_L^* \mathbf{x}_S^- \end{cases} \quad (63)$$

Here we examine \mathbf{R}_1^* and \mathbf{L}_1^* in the strong amplification regime (Eq. 55). We summarize our results as follows.

1. For fixed λ and $\rho = \lambda/\Delta$, we have

$$\tan \theta_R^* \simeq -1 + \frac{2 - \lambda}{\Delta} \quad (64)$$

up to the first order in Δ^{-1} . In the strong amplification regime the second term on the right hand side is much smaller than unity, so that we can compute \mathbf{R}_1^* and \mathbf{L}_1^* at the first order in Δ^{-1} . Denoting by $\mathbf{v}^\perp = (\mathbf{u} - \rho \mathbf{v})/\sqrt{1 - \rho^2}$ and $\mathbf{u}^\perp = (\mathbf{v} - \rho \mathbf{u})/\sqrt{1 - \rho^2}$ respectively the vectors orthogonal to \mathbf{v} and \mathbf{u} in the \mathbf{uv} -plane, we can write

$$\begin{cases} \mathbf{R}_1^* \propto \mathbf{v} + \frac{1}{2} \frac{2 - \lambda}{\Delta} \mathbf{v}^\perp \\ \mathbf{L}_1^* \propto \mathbf{u} + \frac{1}{2} \frac{2 - \lambda}{\Delta} \mathbf{u}^\perp \end{cases} \quad (65)$$

In the strong amplification regime the optimal initial condition is thus strongly aligned with \mathbf{v} and the optimal readout with the vector \mathbf{u} .

2. For fixed $\rho > 0$ and $\lambda = \Delta\rho$, we compute the value of $\tan \theta^*$ for the largest value Δ can take before the system becomes unstable, i.e. $\Delta = 1/\rho$. For this value we have

$$\tan \theta_R^* = -\sqrt{\frac{1 - \rho}{1 + \rho}} \simeq -1 + \rho, \quad \text{for } 0 < \rho \ll 1. \quad (66)$$

Thus we have

$$\begin{cases} \mathbf{R}_1^* \propto \mathbf{v} + \frac{\rho}{2} \mathbf{v}^\perp \\ \mathbf{L}_1^* \propto \mathbf{u} + \frac{\rho}{2} \mathbf{u}^\perp \end{cases} \quad (67)$$

3. For fixed $\rho < 0$ and $\lambda = \Delta\rho$, we can write

$$\tan \theta_R^* \simeq -1 + \left(\frac{2}{\Delta} - \rho \right), \quad (68)$$

so that

$$\begin{cases} \mathbf{R}_1^* \propto \mathbf{v} + \frac{1}{2} \left(\frac{2}{\Delta} - \rho \right) \mathbf{v}^\perp \\ \mathbf{L}_1^* \propto \mathbf{u} + \frac{1}{2} \left(\frac{2}{\Delta} - \rho \right) \mathbf{u}^\perp \end{cases} \quad (69)$$

In conclusion we find that, in the strong amplification regime, the optimal input has a strong component on the structure vector \mathbf{v} , while the optimal readout is strongly aligned with \mathbf{u} . In cases (2) and (3), however, this requires the additional condition that the correlation ρ be small.

Robustness of the readout to noise in the connectivity

In this section we study the dynamics of the system in presence of noise in the synaptic connectivity. We consider the connectivity matrix given by Eq. (41), which implements a single transient pattern, and we add uncorrelated noise of standard deviation g to each weight $\Delta u_i v_j$. The resulting connectivity matrix can be written as the sum of a structured unit-rank part and a Gaussian random matrix of the form (Ahmadian et al., 2015)

$$\mathbf{J} = \Delta \mathbf{u} \mathbf{v}^T + g \boldsymbol{\chi}. \quad (70)$$

The elements of $\boldsymbol{\chi}$ are independently drawn from a Gaussian distribution with zero mean and variance $1/N$ and are uncorrelated with the structured part. In the limit of large N , the matrix \mathbf{J} has one eigenvalue equal to the eigenvalue of the unit-rank part, $\lambda = \Delta \rho$, while the other $N - 1$ eigenvalues are uniformly distributed in a circle of radius g . This holds under the condition that the operator norm of the unit-rank part $\max_{\mathbf{x}} \|\Delta \mathbf{u} \mathbf{v}^T \mathbf{x}\|$ is $O(1)$ (Tao, 2013). Since the structure vectors \mathbf{u} and \mathbf{v} have unit norm, the operator norm of the unit-rank part is equal to Δ . Therefore, if Δ is $O(1)$, the condition for the stability of the system is $\max\{\lambda, g\} < 1$.

Eigenvalues of \mathbf{J}_S

To draw the phase diagram of the system, we compute the eigenvalues of the symmetric part of \mathbf{J}

$$\mathbf{J}_S = \Delta \frac{\mathbf{u} \mathbf{v}^T + \mathbf{v} \mathbf{u}^T}{2} + g \boldsymbol{\chi}_S, \quad \boldsymbol{\chi}_S = \frac{\boldsymbol{\chi} + \boldsymbol{\chi}^T}{2}, \quad (71)$$

where $\boldsymbol{\chi}_S$ denotes the symmetric part of $\boldsymbol{\chi}$. The entries of $\boldsymbol{\chi}_S$ are distributed according to

$$\boldsymbol{\chi}_{S,ij} \sim \begin{cases} \mathcal{N}(0, 1/2N), & i \neq j \\ \mathcal{N}(0, 1/N), & i = j. \end{cases} \quad (72)$$

We can express the eigenvalues of \mathbf{J}_S as a function of g and of the eigenvalues of the symmetric part of the unit-rank matrix (see Eq. 44) (Benaych-Georges and Rao, 2011, 2012). In particular, the rightmost eigenvalue of \mathbf{J}_S is given by

$$\lambda_{\max}(\mathbf{J}_S) = \begin{cases} \frac{\lambda + \Delta}{2} + \frac{g^2}{\lambda + \Delta}, & \text{if } \lambda + \Delta > \sqrt{2}g \\ \sqrt{2}g, & \text{otherwise,} \end{cases} \quad (73)$$

where $\sqrt{2}g$ corresponds to the spectral radius of $\boldsymbol{\chi}_S$. We distinguish two cases:

1. if $\sqrt{2}g < 1$, $\lambda_{\max}(\mathbf{J}_S)$ is larger than one only if the two conditions

$$\begin{cases} \frac{\lambda + \Delta}{2} + \frac{g^2}{\lambda + \Delta} > 1 \\ \lambda + \Delta > \sqrt{2}g \end{cases} \quad (74)$$

are satisfied. The first inequality is satisfied if $\lambda + \Delta < 1 - \sqrt{1 - 2g^2}$ or $\lambda + \Delta > 1 + \sqrt{1 - 2g^2}$. Since for $\sqrt{2}g < 1$ we have $1 - \sqrt{1 - 2g^2} < \sqrt{2}g < 1 + \sqrt{1 - 2g^2}$, the condition for the amplified regime becomes

$$\lambda + \Delta > 1 + \sqrt{1 - 2g^2}. \quad (75)$$

2. If $\sqrt{2}g > 1$, the inequality $(\lambda + \Delta)/2 + g^2/(\lambda + \Delta) > 1$ is always satisfied for $\lambda + \Delta > 0$, thus holding also for $\lambda + \Delta > \sqrt{2}g$. From Eq. (73) we conclude that, for $\sqrt{2}g > 1$, $\lambda_{\max}(\mathbf{J}_S)$ is larger than one independently of the values of λ and Δ .

In the case $\sqrt{2}g < 1$, adding noise in the connectivity has a small effect on the phase diagram of the system. In fact, Eq. (75) can be approximated as $\lambda + \Delta \gtrsim 2 - g^2$, which leads to a correction of order g^2 to the condition for the amplified regime in absence of noise (see Fig. S1).

Robustness of the readout activity

Here we examine the magnitude of the fluctuations around the mean activity introduced by the random term in the connectivity given by Eq. (70). In particular we assess the robustness of the readout projection of the response evoked by the optimal stimulus of the noiseless system, i.e. $g = 0$ (for a discussion on the effects of the connectivity noise on the activity orthogonal to the \mathbf{uv} -plane see Appendix H). For simplicity, we assume that the correlation between the structure vectors, ρ , is close to zero, and that the condition for the strong amplification regime is satisfied (Eq. (55)). Therefore, the optimal stimulus is strongly aligned with \mathbf{v} , while the corresponding readout is \mathbf{u} . We consider the system

$$\frac{dr_i}{dt} = -r_i + \sum_{j=1}^N (\Delta u_i v_j + g \chi_{ij}) r_j + \sigma \eta_i(t). \quad (76)$$

Each neuron receives independent noise with mean zero, variance σ^2 and autocorrelation function $\langle \eta_i(t) \eta_j(t') \rangle = \delta_{ij} \delta(t-t')$, where the angular brackets represent the average over the noise in the input and in the connectivity. In the limit of large N , the equation for the mean activity depends only on the structured part of the connectivity:

$$\frac{d\langle r_i \rangle}{dt} = -\langle r_i \rangle + \sum_{j=1}^N \Delta u_i v_j \langle r_j \rangle. \quad (77)$$

Thus, the mean activity in response to an input along \mathbf{v} is given by (see Eq. 51)

$$\langle r_i(t) \rangle = e^{-t} v_i + \Delta t e^{-t} u_i \quad (78)$$

From Eq. (77) we write the equation for the fluctuations of $r_i(t)$ around the mean activity, $\delta r_i(t) = r_i(t) - \langle r_i(t) \rangle$, as

$$\frac{d\langle \delta r_i \rangle}{dt} = -\delta r_i + \sum_{j=1}^N \Delta u_i v_j \delta r_j + \sum_{j=1}^N g \chi_{ij} \langle r_j(t) \rangle + \sigma \eta_i(t), \quad (79)$$

where we neglected the corrections to δr_i due to the random component. Using Eq. (78) we can write the solution of Eq. (79) as

$$\delta r_i(t) = \sum_{k,l=1}^N \int_0^t [e^{(t-s)(\Delta \mathbf{uv}^T - \mathbf{I})}]_{ik} (g \chi_{kl} \langle r_l(s) \rangle + \sigma \eta_k(s)) ds. \quad (80)$$

The time-dependent correlation matrix $\mathbf{C}(t) = \langle \delta \mathbf{r}(t) \delta \mathbf{r}(t)^T \rangle$ can be written as the sum of two terms, corresponding to the contributions of the noise in the connectivity (with variance g^2) and the noise in the input (with variance σ^2):

$$\begin{aligned} C_{ij}(t) &= C_{ij}^g(t) + C_{ij}^\sigma(t) \\ &= \frac{g^2}{N} \sum_{k,l} \int_0^t \int_0^t ds_1 ds_2 [e^{(t-s_1)(\Delta \mathbf{uv}^T - \mathbf{I})}]_{ik} [e^{(t-s_2)(\Delta \mathbf{uv}^T - \mathbf{I})}]_{jk} \langle r_l(s_1) \rangle \langle r_l(s_2) \rangle \\ &\quad + \sigma^2 \sum_{k=1}^N \int_0^t ds [e^{(t-s)(\Delta \mathbf{uv}^T - \mathbf{I})}]_{ik} [e^{(t-s)(\Delta \mathbf{uv}^T - \mathbf{I})}]_{jk}, \end{aligned} \quad (81)$$

where in the first term in the right hand side we used $\langle \chi_{kl} \chi_{mn} \rangle = \delta_{km} \delta_{ln} / N$.

We start by computing the first term in Eq. (81). Since the elements of the matrix propagator and the mean activity are known (see Eqs. 51, 78), we can compute $C_{ij}^g(t)$ for a given realization of the structured part (see Appendix G). The variance of the activity along the direction of the readout \mathbf{u} due to the noise in the connectivity is computed by projecting the matrix \mathbf{C}^g onto \mathbf{u} . In particular we compute the variance of δr_u and at the peak of the transient phase ($t^* \simeq 1$, see Eq. (58)). As a result, the fluctuations of the readout activity at $t = t^*$ due to the noise in the connectivity read:

$$\mathbf{u}^T \mathbf{C}^g(1) \mathbf{u} = \frac{g^2}{N} e^{-2} \left(\frac{\Delta^4}{36} + \frac{\Delta^2}{2} + 1 \right) \quad (82)$$

and scale as $g\Delta^2/\sqrt{N}$ (for large Δ).

Computing the variance of the activity along the readout \mathbf{u} due to the input noise yields (see Appendix G)

$$\mathbf{u}^T \mathbf{C}^\sigma(1) \mathbf{u} = \sigma^2 \left[\frac{1}{2} - \frac{e^{-2}}{2} + \Delta^2 \left(\frac{1}{4} - \frac{5}{4} e^{-2} \right) \right]. \quad (83)$$

From Eq. (81), we can write the total amount of variability along the readout \mathbf{u} at the peak amplification as

$$\mathbf{u}^T \mathbf{C}(1) \mathbf{u} = \frac{g^2}{N} e^{-2} \left(\frac{\Delta^4}{36} + \frac{\Delta^2}{2} + 1 \right) + \sigma^2 \left[\frac{1}{2} - \frac{e^{-2}}{2} + \Delta^2 \left(\frac{1}{4} - \frac{5}{4} e^{-2} \right) \right]. \quad (84)$$

Note that the fluctuations along \mathbf{u} due to the noise in the input do not depend on the size of the network N . Therefore, in the limit of large N , only the input noise affects the readout activity significantly. By computing the signal-to-noise ratio (SNR) of the readout activity, we can assess the reliability of the readout in presence of input noise. The signal of the readout is simply the amplification level at the peak of the transient phase. Since for orthogonal structure vectors ($\rho \simeq 0$) the amplification grows as Δ/e , we find

$$SNR(\sigma; \Delta) = \frac{\Delta}{e \sigma \sqrt{\left[\frac{1}{2} - \frac{e^{-2}}{2} + \Delta^2 \left(\frac{1}{4} - \frac{5}{4} e^{-2} \right) \right]}}. \quad (85)$$

The readout is reliable if its signal-to-noise ratio is much larger than unity. Interestingly, for large values of Δ (see Eq. 55), the SNR is independent of Δ , so that increasing the amplification does not improve the SNR significantly (see Fig. S2). In fact, for $\Delta \gg 2$, we can approximate Eq. (85) as

$$SNR(\sigma; \Delta \gg 2) = \frac{1}{e \sigma \sqrt{\frac{1}{4} - \frac{5}{4} e^{-2}}}. \quad (86)$$

In this regime, the critical value of σ above which the SNR becomes smaller than unity is:

$$\sigma_c = \frac{1}{e \sqrt{\frac{1}{4} - \frac{5}{4} e^{-2}}} \simeq 1.17. \quad (87)$$

Robustness to multiple stored patterns and capacity of the network

In this section we examine the robustness of the transient readouts when P transient trajectories are encoded in the connectivity \mathbf{J} . We consider a connectivity matrix given by the sum of P unit-rank matrices

$$\mathbf{J} = \Delta \sum_{p=1}^P \mathbf{u}^{(p)} \mathbf{v}^{(p)T}, \quad (88)$$

where the elements of the vectors $\mathbf{u}^{(p)}$ and $\mathbf{v}^{(p)}$ are randomly distributed with zero mean and variance equal to $1/N$. Therefore, for large N and for $P \leq N/2$, these vectors are close to orthogonal to each other, meaning that the correlation between all the pairs of structure vectors, ρ , is close to zero. For simplicity, we assume that the non-normal parameter Δ is the same for all stored trajectories. We first study the case of two stored transient trajectories ($P = 2$), then generalizing to an extensive number of patterns $P = O(N)$.

Two encoded transient trajectories

The connectivity matrix in this case is given by

$$\mathbf{J} = \Delta \mathbf{u}^{(1)} \mathbf{v}^{(1)T} + \Delta \mathbf{u}^{(2)} \mathbf{v}^{(2)T}. \quad (89)$$

Since the four structure vectors in Eq. (89) are uncorrelated with each other, in the limit of large N , we can factorize the full propagator of the dynamics as the product of the propagators of the single unit-rank parts (see Eq. (51)) and obtain (see Appendix I)

$$\begin{aligned}\exp(t(\mathbf{J} - \mathbf{I})) &\simeq e^{-t} \exp(t\Delta\mathbf{u}^{(1)}\mathbf{v}^{(1)T}) \exp(t\Delta\mathbf{u}^{(2)}\mathbf{v}^{(2)T}) \\ &= e^{-t} (\mathbf{I} + \Delta\alpha(t; 0)\mathbf{u}^{(1)}\mathbf{v}^{(1)T}) (\mathbf{I} + \Delta\alpha(t; 0)\mathbf{u}^{(2)}\mathbf{v}^{(2)T}),\end{aligned}\quad (90)$$

where $\alpha(t; \lambda = 0) = t$ (see Eq. 52). From Eq. (90) we see that, in high dimensionality, the two transient patterns do not interact. In fact, any initial condition defined on the plane spanned by $\mathbf{u}^{(1)}$ and $\mathbf{v}^{(1)}$ evokes a two-dimensional trajectory which remains confined on the same plane. The same holds for the dynamics on the plane defined by $\mathbf{u}^{(2)}$ and $\mathbf{v}^{(2)}$.

Extensive number of encoded trajectories and capacity of the network

When the number of encoded trajectories P is of order N , we cannot factorize the propagator as in the case of two stored patterns, due to the stronger correlations between the $2P$ structure vectors $\mathbf{u}^{(p)}$ and $\mathbf{v}^{(p)}$. However, the results for the case of one stored pattern with connectivity noise can be applied to this case if we write the connectivity matrix in Eq. (88) as

$$\mathbf{J} = \Delta\mathbf{u}^{(1)}\mathbf{v}^{(1)T} + \Delta \sum_{p=2}^P \mathbf{u}^{(p)}\mathbf{v}^{(p)T}.\quad (91)$$

Here we isolate the first term of the sum but, since all the P patterns are statistically equivalent, the choice of the first pattern is arbitrary. The vectors $\mathbf{u}^{(i)}$ and $\mathbf{v}^{(i)}$ are uncorrelated with each other, so that we can consider the second term on the right hand side of Eq. (91) effectively as noise in the connectivity $\mathbf{J} = \Delta\mathbf{u}^{(1)}\mathbf{v}^{(1)T}$, with mean zero and variance $\Delta^2 P/N^2$. In fact, the mean and the variance of the effective noise are given respectively by

$$\sum_{p=2}^P \langle \mathbf{u}_i^{(p)} \mathbf{v}_j^{(p)} \rangle = \sum_{p=2}^P \langle \mathbf{u}_i^{(p)} \rangle \langle \mathbf{v}_j^{(p)} \rangle = 0\quad (92)$$

and

$$\sum_{p,q=2}^P \langle \mathbf{u}_i^{(p)} \mathbf{v}_j^{(p)} \mathbf{u}_i^{(q)} \mathbf{v}_j^{(q)} \rangle = \sum_{p,q=2}^P \langle \mathbf{u}_i^{(p)} \mathbf{u}_i^{(q)} \rangle \langle \mathbf{v}_j^{(p)} \mathbf{v}_j^{(q)} \rangle = \sum_{p,q=2}^P \frac{1}{N^2} \delta_{pq} \simeq \frac{P}{N^2}.\quad (93)$$

Applying the results from the previous sections with $g = \Delta\sqrt{P/N}$, we can state that the noise coming from the additional $P - 1$ patterns adds fluctuations of the order $\Delta^3\sqrt{P}/N$ to the projection of the activity on the readout $\mathbf{u}^{(1)}$ corresponding to the stimulus $\mathbf{v}^{(1)}$. Since the number of encoded patterns P is extensive, the readout fluctuations scale as $1/\sqrt{N}$.

However, when a number P of trajectories are encoded in \mathbf{J} , we are not guaranteed that the connectivity has stable eigenvalues. Indeed, the eigenvalues of the matrix $\Delta \sum_{p=2}^P \mathbf{u}^{(p)}\mathbf{v}^{(p)T}$ are distributed in a circle of radius $g = \Delta\sqrt{P/N}$ (yet the spectral density is not uniform, since Eq. (88) can be written as the product of two rectangular Gaussian matrices) (Burda et al., 2010). Thus, to ensure overall stability we need $g = \Delta\sqrt{P/N} < 1$, resulting in a maximal number of patterns P_{\max} that can be stored in the connectivity before the system becomes unstable. This number defines the capacity of the system and is given by

$$P_{\max} = \frac{1}{\Delta^2} N.\quad (94)$$

From Eq. (94) we see that, for fixed Δ , the number of transient trajectories that we can encode in the connectivity matrix scales linearly with the size of the system, N . The capacity of the system rapidly drops when Δ is increased, meaning that more amplified systems can encode less number of stimuli. When the structure vectors are orthogonal to each other as in our case ($\rho \simeq 0$), the system is amplified for $\Delta > 2$ (see Eq. 45). Therefore, Eq. (94) evaluated at $\Delta = 2$ provides an upper bound on the capacity for an amplified system with uncorrelated structure vectors:

$$P_{\max} < 0.25 N.\quad (95)$$

Supplementary information

Appendix A

By the definition of singular value decomposition we can express the k -th singular value of \mathbf{P}_t as $\sigma_k = \mathbf{L}_k^T \mathbf{P}_t \mathbf{R}_k$ and the squared k -th singular values as $\sigma_k^2 = \mathbf{L}_k^T \mathbf{P}_t \mathbf{P}_t^T \mathbf{L}_k$. By differentiating σ_k^2 we can write

$$\frac{d\sigma_k^2}{dt} = \dot{\mathbf{L}}_k^T \mathbf{P}_t \mathbf{P}_t^T \mathbf{L}_k + \mathbf{L}_k^T \dot{\mathbf{P}} \mathbf{P}_t^T \mathbf{L}_k + \mathbf{L}_k^T \mathbf{P}_t \dot{\mathbf{P}}^T \mathbf{L}_k + \mathbf{L}_k^T \mathbf{P}_t \mathbf{P}_t^T \dot{\mathbf{L}}_k \quad (96)$$

The first term can be expressed as $\dot{\mathbf{L}}_k^T \mathbf{P}_t \mathbf{P}_t^T \mathbf{L}_k = \dot{\mathbf{L}}_k^T \mathbf{L}_k \sigma_k^2$. Since the right singular vector \mathbf{L}_k has unit norm, the scalar product between \mathbf{L}_k and its derivative $\dot{\mathbf{L}}_k$ is equal to zero. The same holds for the last term on the right hand side $\mathbf{L}_k^T \mathbf{P}_t \mathbf{P}_t^T \dot{\mathbf{L}}_k$. Thus, we can rewrite Eq. (96) as

$$\begin{aligned} \frac{d\sigma_k^2}{dt} &= \mathbf{L}_k^T \mathbf{P}_t (\mathbf{J} + \mathbf{J}^T - 2\mathbf{I}) \mathbf{P}_t^T \mathbf{L}_k \\ &= 2\sigma_k^2 \mathbf{R}_k^T (\mathbf{J}_S - \mathbf{I}) \mathbf{R}_k \end{aligned} \quad (97)$$

where the last equality follows from $\mathbf{L}_k^T \mathbf{P}_t = \mathbf{L}_k^T \sum_j \sigma_j \mathbf{L}_j \mathbf{R}_j^T = \sigma_k \mathbf{R}_k^T$. By definition, at the optimal time t^* , the derivative of the largest singular value $\sigma_1(\mathbf{P}_t)$ vanishes. Since σ_1^2 is a monotonic function of σ_1 , at time t^* also the derivative in Eq. (97) vanishes. Thus, the optimal initial condition $\mathbf{R}_1^{(t^*)}$ satisfies Eq. (19).

Following the same steps we can obtain the same equation in terms of the left singular values of the propagator \mathbf{L}_k :

$$\frac{d\sigma_k^2}{dt} = 2\sigma_k^2 \mathbf{L}_k^T (\mathbf{J}_S - \mathbf{I}) \mathbf{L}_k \quad (98)$$

Appendix B

For any N -dimensional matrix \mathbf{A} , we can express its exponential as

$$\exp(t\mathbf{A}) = \sum_{j=0}^{N-1} x_j(t) \mathbf{A}^j, \quad (99)$$

where the $x_j(t)$ ($0 \leq j \leq N-1$) are the N solutions of the N -th order differential equation

$$x^{(N)} + c_{N-1}x^{(N-1)} + \dots + c_1x^{(1)} + c_0x = 0 \quad (100)$$

with the set of N initial conditions $x_j^{(l)}(0) = \delta_{jl}$ (Leonard, 1996)

$$\left\{ \begin{array}{l} x_0^{(0)} = 1 \\ x_0^{(1)} = 0 \\ \vdots \\ x_0^{(N-1)} = 0 \end{array} \right\}, \quad \left\{ \begin{array}{l} x_1^{(0)} = 0 \\ x_1^{(1)} = 1 \\ \vdots \\ x_1^{(N-1)} = 0 \end{array} \right\}, \quad \dots \quad \left\{ \begin{array}{l} x_{N-1}^{(0)} = 0 \\ x_{N-1}^{(1)} = 0 \\ \vdots \\ x_{N-1}^{(N-1)} = 1 \end{array} \right\} \quad (101)$$

with $0 \leq j \leq N-1$ and $0 \leq l \leq N-1$. $x_j^{(n)}$ denotes the n -th derivative of the solution $x_j(t)$, while the numbers c_i are the coefficients in the expression of the characteristic polynomial of \mathbf{A}

$$\text{Det}(\lambda\mathbf{I} - \mathbf{A}) = \lambda^N + c_{N-1}\lambda^{N-1} + \dots + c_1\lambda + c_0. \quad (102)$$

Appendix C

We express the eigenvalues of \mathbf{J}_S as

$$\left\{ \begin{array}{l} \lambda_S^+ = \frac{\lambda_S^+ + \lambda_S^-}{2} + \frac{\lambda_S^+ - \lambda_S^-}{2} \\ \lambda_S^- = \frac{\lambda_S^+ + \lambda_S^-}{2} - \frac{\lambda_S^+ - \lambda_S^-}{2} \end{array} \right. \quad (103)$$

and split the propagator into the sum of two terms:

$$\begin{aligned} \exp(t\mathbf{J}') &= \begin{pmatrix} x_0(t) + \frac{\lambda_S^+ + \lambda_S^-}{2} x_1(t) & x_1(t)\Delta \\ -x_1(t)\Delta & x_0(t) + \frac{\lambda_S^+ + \lambda_S^-}{2} x_1(t) \end{pmatrix} + \begin{pmatrix} \frac{\lambda_S^+ - \lambda_S^-}{2} x_1(t) & 0 \\ 0 & -\frac{\lambda_S^+ - \lambda_S^-}{2} x_1(t) \end{pmatrix} \\ &= \begin{pmatrix} E(t) & H(t) \\ -H(t) & E(t) \end{pmatrix} + \begin{pmatrix} F(t) & G(t) \\ G(t) & -F(t) \end{pmatrix}, \end{aligned} \quad (104)$$

where the time-dependent functions E, F, G, H are given by

$$\begin{cases} E(t) = x_0(t) + x_1(t)(\lambda_S^+ + \lambda_S^-)/2 \\ F(t) = x_1(t)(\lambda_S^+ - \lambda_S^-)/2 \\ G(t) = 0 \\ H(t) = x_1(t)\Delta. \end{cases} \quad (105)$$

If we write the SVD of \mathbf{P}'_t as

$$e^{t(\mathbf{J}' - \mathbf{I})} = \mathbf{L}\mathbf{\Sigma}\mathbf{R}^T = \begin{pmatrix} \cos \beta & \sin \beta \\ -\sin \beta & \cos \beta \end{pmatrix} \begin{pmatrix} \sigma_1 & 0 \\ 0 & \sigma_2 \end{pmatrix} \begin{pmatrix} \cos \gamma & \sin \gamma \\ -\sin \gamma & \cos \gamma \end{pmatrix} \quad (106)$$

we can express the time-dependent parameters $\sigma_1(t), \sigma_2(t), \beta(t), \gamma(t)$ ($\sigma_1 \geq \sigma_2$) as functions of $E(t), F(t), G(t), H(t)$ (Eq. (105)):

$$\begin{aligned} \sigma_1(t) &= e^{-t}\sqrt{E^2 + H^2} + e^{-t}\sqrt{F^2 + G^2} \\ \sigma_2(t) &= e^{-t}\sqrt{E^2 + H^2} - e^{-t}\sqrt{F^2 + G^2} \\ 2\gamma(t) &= \text{atan}(H/E) + \text{atan}(G/F) \\ 2\beta(t) &= \text{atan}(H/E) - \text{atan}(G/F). \end{aligned} \quad (107)$$

Appendix D

Since the trace is a linear operator and the trace of \mathbf{J} is equal to the trace of \mathbf{J}^T , we can express the trace of \mathbf{J}_S as

$$\text{Tr}\mathbf{J}_S = \frac{\text{Tr}(\mathbf{J} + \mathbf{J}^T)}{2} = \lambda_S^+ + \lambda_S^- = \lambda. \quad (108)$$

The determinant $\text{Det}'\mathbf{J}_S$ is simply given by the product of the eigenvalues of \mathbf{J}_S :

$$2\text{Det}'\mathbf{J}_S = 2\lambda_S^+\lambda_S^- = (\lambda_S^+ + \lambda_S^-)^2 - \lambda_S^{+2} - \lambda_S^{-2} = (\text{Tr}\mathbf{J}_S)^2 - \text{Tr}(\mathbf{J}_S^2). \quad (109)$$

The last equality in Eq. (109) follows from the fact that the trace of the square of a matrix is the sum of its squared eigenvalues. Computing \mathbf{J}_S^2 yields

$$4\mathbf{J}_S^2 = \Delta^2(\mathbf{u}\mathbf{v}^T + \mathbf{v}\mathbf{u}^T)(\mathbf{u}\mathbf{v}^T + \mathbf{v}\mathbf{u}^T) = 2\lambda\mathbf{J}_S + \Delta^2\mathbf{u}\mathbf{u}^T + \Delta^2\mathbf{v}\mathbf{v}^T. \quad (110)$$

Thus $\text{Tr}(\mathbf{J}_S^2) = (\lambda^2 + \Delta^2)/2$ and $2\text{Det}'\mathbf{J}_S = (\lambda^2 - \Delta^2)/2$. It follows that the eigenvalues of \mathbf{J}_S (Eq. 43) are given by $\lambda_S^\pm = (\lambda \pm \Delta)/2$.

Appendix E

To compute the singular values of the propagator for the unit-rank system, it is convenient to express the matrix

$$e^{2t}\mathbf{P}_t^T\mathbf{P}_t = \mathbf{I} + 2\alpha(t; \lambda)\mathbf{J}_S + \Delta^2\alpha^2(t; \lambda)\mathbf{v}\mathbf{v}^T \quad (111)$$

in the basis of the eigenvectors of \mathbf{J}_S . While the second term on the right hand side yields a diagonal contribution proportional to $\mathbf{diag}(\lambda_S^+, \lambda_S^-)$, for the third term we obtain

$$\mathbf{V}_S^T \mathbf{v} \mathbf{v}^T \mathbf{V}_S = \frac{1}{2} \begin{pmatrix} \rho + 1 & -\sqrt{1 - \rho^2} \\ -\sqrt{1 - \rho^2} & 1 - \rho \end{pmatrix}. \quad (112)$$

The squared singular values of the propagator \mathbf{P}_t are therefore the eigenvalues of the matrix

$$e^{2t} \mathbf{P}_t^T \mathbf{P}_t = \begin{pmatrix} (\rho + 1)(a + b) + 1 & -b\sqrt{1 - \rho^2} \\ -b\sqrt{1 - \rho^2} & (\rho - 1)(a - b) + 1 \end{pmatrix}, \quad (113)$$

where we defined $a = \Delta\alpha(t; \lambda)$ and $2b = \Delta^2\alpha^2(t; \lambda)$. Thus, we have

$$e^{2t} \sigma_{1,2}^2(\mathbf{P}_t) = 1 + a\rho + b \pm \sqrt{a^2 + b^2 + 2ab\rho}, \quad (114)$$

where $\sigma_1(\mathbf{P}_t) > \sigma_2(\mathbf{P}_t)$. Therefore, expanding Eq. (114) we obtain the two singular values σ^\pm of \mathbf{P}_t :

$$e^{2t} \sigma_{1,2}^2(\mathbf{P}_t) = 1 + \Delta\alpha(t)\rho + \frac{\Delta^2\alpha(t)^2}{2} \pm \Delta\alpha(t) \sqrt{\Delta\alpha(t)\rho + \frac{\Delta^2\alpha(t)^2}{4} + 1}. \quad (115)$$

Appendix F

An interesting application of the results we found for the unit-rank connectivity is the system composed of one excitatory and one inhibitory populations. The interactions between the two populations are described by the connectivity matrix

$$\mathbf{J} = \begin{pmatrix} w & -kw \\ w & -kw \end{pmatrix}, \quad (116)$$

where w is the excitatory weight and k represents the relative strength of inhibition with respect to the strength of excitation. We consider the regime in which inhibition is stronger than excitation, i.e. $k > 1$. Since \mathbf{J} has unit rank, we can express it in the form given by Eq. (41), where

$$\begin{cases} \Delta = w\sqrt{2(1 + k^2)} \\ \mathbf{u} = \frac{(1, 1)^T}{\sqrt{2}} \\ \mathbf{v} = \frac{(1, -k)^T}{\sqrt{1 + k^2}}. \end{cases} \quad (117)$$

Therefore, \mathbf{J} has only one eigenvalue equal to

$$\lambda = w(1 - k) \quad (118)$$

and one zero eigenvalue, while the correlation between the structure vectors \mathbf{u} and \mathbf{v} is given by

$$\rho = \frac{1 - k}{\sqrt{2(1 + k^2)}}. \quad (119)$$

Note that the correlation ρ depends only on k . For simplicity, we assume that k is fixed and slightly larger than unity:

$$k = 1 + \epsilon_k. \quad (120)$$

Thus, for $\epsilon_k \ll 1$, the parameters of the network are given by

$$\begin{cases} \Delta = 2w \left(1 + \frac{\epsilon_k}{2}\right) \\ \mathbf{u} = \frac{(1, 1)^T}{\sqrt{2}} \\ \mathbf{v} = \frac{1}{\sqrt{2}} \begin{pmatrix} 1 \\ -1 \end{pmatrix} - \frac{\epsilon_k}{2} \mathbf{u} \\ \rho = -\frac{\epsilon_k}{2}. \end{cases} \quad (121)$$

Computing the symmetric part of the connectivity \mathbf{J} yields

$$\mathbf{J}_S = \begin{pmatrix} w & w(1-k)/2 \\ w(1-k)/2 & -kw \end{pmatrix}, \quad (122)$$

which has eigenvalues

$$\lambda_S^\pm = \frac{w}{2}(1-k) \pm \frac{w}{2}\sqrt{2(1+k^2)}. \quad (123)$$

The condition $\lambda_S^+(w, k) > 1$ determines the region of the parameters w and k where transient amplification occurs. Interestingly, in the inhibition-dominated regime, our approach recovers the results from (Murphy and Miller, 2009), showing that the system is amplified if the excitatory strength w is (approximately) larger than one. In fact, if k is given by Eq. (120), we can write

$$\lambda_S^+ \simeq w \left(1 + \frac{\epsilon_k^2}{4} \right) \quad (124)$$

so that the transient regime is defined by the condition

$$w \gtrsim 1 - \frac{\epsilon_k^2}{4} \quad (125)$$

In the regime of strong amplification (Eq. 55), we can compute the optimal initial condition \mathbf{R}_1^* and the corresponding readout vector \mathbf{L}_1^* . If Eq. (120) holds, the strong amplification condition is simply given by $w \gg 1$. Using Eq. (69) we find

$$\begin{cases} \mathbf{R}_1^* = \frac{1}{\sqrt{2}} \begin{pmatrix} 1 \\ -1 \end{pmatrix} + \frac{1}{\sqrt{2}} \begin{pmatrix} 1 \\ 2w - \frac{\epsilon_k}{4} \end{pmatrix} \begin{pmatrix} 1 \\ 1 \end{pmatrix} \\ \mathbf{L}_1^* = \frac{1}{\sqrt{2}} \begin{pmatrix} 1 \\ 1 \end{pmatrix} + \frac{1}{\sqrt{2}} \begin{pmatrix} 1 \\ 2w + \frac{\epsilon_k}{4} \end{pmatrix} \begin{pmatrix} 1 \\ -1 \end{pmatrix}. \end{cases} \quad (126)$$

We find that the optimal initial condition and the optimal readout are aligned respectively with the modes $(1, -1)$ and $(1, 1)$. These modes correspond to the patterns of differential and equal firing of the excitatory and inhibitory units, respectively called the difference and sum modes in (Murphy and Miller, 2009). Thus, our theory recovers the results of (Murphy and Miller, 2009), showing that a difference in the firing of the E and I units drives strong changes in the pattern of common activation of E and I neurons.

Appendix G

The expression of the propagator and the mean activity are given by

$$\begin{cases} [e^{t(\Delta\mathbf{u}\mathbf{v}^T - \mathbf{I})}]_{ik} = e^{-t}(\delta_{ik} + \Delta t u_i v_k) \\ \langle r_i(t) \rangle = e^{-t}(v_i + \Delta t u_i). \end{cases} \quad (127)$$

Using Eqs. Eq. (81) and Eq. (127) we can write the correlation matrix $\mathbf{C}^g(t)$ as

$$C_{ij}^g(t) = \frac{g^2}{N} e^{-2t} \sum_{k,l} \int_0^t ds_1 (\delta_{ik} + \Delta(t-s_1)u_i v_k) (v_l + \Delta s_1 u_l) \int_0^t ds_2 (\delta_{jk} + \Delta(t-s_2)u_j v_k) (v_l + \Delta s_2 u_l). \quad (128)$$

By integrating over the variables s_1 and s_2 we find

$$\begin{aligned} C_{ij}^g &= \frac{g^2}{N} e^{-2t} \sum_{k,l} \delta_{ik} \delta_{jk} v_l^2 t^2 + \Delta (2\delta_{ik} \delta_{jk} v_l u_l + \delta_{ik} u_j v_k v_l^2 + \delta_{jk} u_i v_k v_l^2) \frac{t^3}{2} \\ &+ \Delta^2 (\delta_{ik} \delta_{jk} u_l^2 \delta_{ik} u_j u_l v_k v_l + \delta_{jk} u_i u_l v_k v_l + u_i u_j v_k^2 v_l^2) \frac{t^4}{4} + \Delta^2 (\delta_{ik} u_j u_l v_k v_l + \delta_{jk} u_i u_l v_k v_l) \frac{t^4}{6} \\ &+ \Delta^3 (\delta_{ik} u_j u_l^2 v_k + \delta_{jk} u_i u_l^2 v_k + 2u_i u_j u_l v_l v_k^2) \frac{t^5}{12} + \Delta^4 u_i u_j u_l^2 v_k^2 \frac{t^6}{36}. \end{aligned} \quad (129)$$

By projecting \mathbf{C}^g on the direction \mathbf{u} , we find that only the order 1, Δ^2 and Δ^4 contribute:

$$\mathbf{u}^T \mathbf{C}^g \mathbf{u} = \sum_{i,j=1}^N u_i C_{ij}(t) u_j = \frac{g^2}{N} e^{-2t} \left(t^2 + \Delta^2 \frac{t^4}{2} + \Delta^4 \frac{t^6}{36} \right). \quad (130)$$

At the time of the peak amplification, i.e. for $t = t^* \simeq 1$, we recover Eq. (128).

To compute the correlation matrix relative to the input noise, we use Eqs. Eq. (127) and Eq. (81). As a result

$$C_{ij}^\sigma(t) = \sigma^2 \left[\delta_{ij} \left(\frac{1}{2} - \frac{e^{-2t}}{2} \right) + \Delta (u_i v_j + u_j v_i) \left(\frac{1}{4} - \frac{e^{-2t}}{4} - \frac{t e^{-2t}}{2} \right) + \Delta^2 u_i u_j \|\mathbf{v}\|^2 \left(\frac{1}{4} - \frac{e^{-2t}}{4} - \frac{t e^{-2t}}{2} - \frac{t^2 e^{-2t}}{2} \right) \right]. \quad (131)$$

By projecting \mathbf{C}^σ evaluated at time $t = t^* = 1$ onto the readout \mathbf{u} , we find that only the order 1 and Δ^2 contribute, resulting in Eq. (83).

Appendix H

In this section we study the dynamics of the norm of the component of the activity $\mathbf{r}(t)$ orthogonal to the plane defined by the two structure vectors \mathbf{u} and \mathbf{v} . We focus on the case of uncorrelated structure vectors ($\rho \simeq 0$), so that the orthogonal component is given by $\mathbf{r}^\perp(t) \simeq \mathbf{r}(t) - \mathbf{u} \cdot \mathbf{r}(t) - \mathbf{v} \cdot \mathbf{r}(t)$. We assume that the condition for the strong amplification regime is satisfied (Eq. 55) and we set the external input to the vector \mathbf{v} , which is close to the amplified initial condition in absence of noise in the connectivity ($g = 0$).

To study the temporal evolution of $\|\mathbf{r}^\perp\|$, we project the dynamics onto a new orthonormal basis. We choose the first two basis vectors to be \mathbf{u} and \mathbf{v} , while the choice of the remaining $N - 2$ vectors is arbitrary, under the constraint that they form an orthonormal basis with \mathbf{u} and \mathbf{v} . We call \mathbf{T} the orthogonal matrix which contains the new basis vectors as columns. The rate model in Eq. (1) can be written in the new basis as

$$\dot{\tilde{\mathbf{r}}} = -\tilde{\mathbf{r}} + \tilde{\mathbf{J}}\tilde{\mathbf{r}} + \delta(t)\tilde{\mathbf{r}}_0, \quad (132)$$

where $\tilde{\mathbf{r}} = (r_u, r_v, \mathbf{r}^\perp)$, so that

$$\|\mathbf{r}^\perp(t)\| = \sqrt{\tilde{r}_3^2(t) + \dots + \tilde{r}_N^2(t)}. \quad (133)$$

The connectivity matrix in the new basis is

$$\tilde{\mathbf{J}} = \mathbf{T}^T \mathbf{J} \mathbf{T} \simeq \begin{pmatrix} \lambda & \Delta & \mathbf{J}_{u\perp} \\ 0 & 0 & \mathbf{J}_{v\perp} \\ \mathbf{J}_{\perp u} & \mathbf{J}_{\perp v} & \mathbf{J}_{\perp\perp} \end{pmatrix}, \quad (134)$$

where $\mathbf{J}_{\perp u}$ and $\mathbf{J}_{\perp v}$ are $(N-2) \times 1$ matrices, $\mathbf{J}_{u\perp}$ and $\mathbf{J}_{v\perp}$ are $1 \times (N-2)$ matrices and $\mathbf{J}_{\perp\perp}$ is a $(N-2) \times (N-2)$ matrix. Since \mathbf{T} and the connectivity noise χ (see Eq. 70) are uncorrelated, the elements of these matrices have zero mean and variance equal to g^2/N . The elements $\tilde{\mathbf{J}}_{21}$ and $\tilde{\mathbf{J}}_{22}$ are $O(1/\sqrt{N})$ and they have been set to zero in Eq. (134). By differentiating both sides of Eq. (133) and using Eq. (132) and Eq. (134), we can derive the equation for the dynamics of $\|\mathbf{r}^\perp(t)\|$, which reads:

$$\frac{d\|\mathbf{r}^\perp\|}{dt} = \frac{\mathbf{r}^{\perp T} (\mathbf{J}_{\perp\perp, S} - 1) \mathbf{r}^\perp}{\|\mathbf{r}^\perp\|^2} \|\mathbf{r}^\perp\| + \frac{\mathbf{r}^\perp \cdot \mathbf{J}_{\perp v}}{\|\mathbf{r}^\perp\|} r_v(t) + \frac{\mathbf{r}^\perp \cdot \mathbf{J}_{\perp u}}{\|\mathbf{r}^\perp\|} r_u(t), \quad (135)$$

where $\mathbf{J}_{\perp\perp, S}$ denotes the symmetric part of $\mathbf{J}_{\perp\perp}$. Eq. (135) alone is not enough to solve for the dynamics of $\|\mathbf{r}^\perp(t)\|$, since it depends also on $\mathbf{r}^\perp(t)$. However we note that, for $t \gg 2/\Delta$ we have

$$\frac{\mathbf{r}^\perp}{\|\mathbf{r}^\perp\|} \simeq \mathbf{J}_{\perp u}. \quad (136)$$

In fact, using Eq. (132) to compute the orthogonal activity for small times δt we obtain

$$\mathbf{r}^\perp(\delta t) = \mathbf{J}_{\perp v} \delta t + \frac{1}{2} (\Delta \mathbf{J}_{\perp u} + \mathbf{J}_{\perp\perp} \mathbf{J}_{\perp v}) \delta t^2 + O(\delta t^3). \quad (137)$$

In the strong amplification regime (Eq. 55), for times $\delta t \gg 2/\Delta$ we have $\Delta \|\mathbf{J}_{\perp u}\| \delta t^2 \gg 2 \|\mathbf{J}_{\perp v}\| \delta t + \|\mathbf{J}_{\perp\perp} \mathbf{J}_{\perp v}\| \delta t^2$, so that Eq. (136) holds up to corrections due to the input from the mode \mathbf{v} and to the

feedback from \mathbf{r}^\perp to itself. Numerical simulations confirm Eq. (136) and show that it holds also at larger times. The third term in Eq. (135) then becomes $gr_u(t)$. Thus, neglecting the second term on the right hand side of Eq. (135), which decays exponentially, and considering the mean activity along \mathbf{u} given by Eq. (78), we can write

$$\frac{d\|\mathbf{r}^\perp\|}{dt} = -\gamma(t)\|\mathbf{r}^\perp\| + g\Delta te^{-t}, \quad \gamma(t) = -\frac{\mathbf{r}^{\perp T}(\mathbf{J}_{\perp\perp, S} - 1)\mathbf{r}^\perp}{\|\mathbf{r}^\perp\|^2}. \quad (138)$$

Note that at time $t = 0$ the elements of \mathbf{r}^\perp and $\mathbf{J}_{\perp\perp, S}$ are uncorrelated, so that we have $\gamma(0) = 1$. Instead, the asymptotic dynamics in the orthogonal subspace is governed by the coupling matrix $\mathbf{J}_{\perp\perp}$ (see Eq. 134) so that the timescale of the decay of $\|\mathbf{r}^\perp\|$ is $1/(1 - \lambda_{\max}(\mathbf{J}_{\perp\perp}))$, with $\lambda_{\max}(\mathbf{J}_{\perp\perp}) = g - 1$. Therefore the asymptotic value of $\gamma(t)$ is given by $\gamma(+\infty) = 1 - g$. By solving Eq. (138) we obtain the expression for the dynamics of $\|\mathbf{r}^\perp\|$:

$$\|\mathbf{r}(t)\| = g\Delta A(\gamma(g)), \quad A(\gamma(g)) = \int_0^t ds s e^{-\int_s^t \gamma(z) dz - s}. \quad (139)$$

Thus we find that, in presence of noise in the connectivity, the norm of the activity orthogonal to the \mathbf{uv} -plane scales linearly with Δ .

Appendix I

The exponential of the sum of two matrices \mathbf{A} and \mathbf{B} can be factorized as

$$\exp(\mathbf{A} + \mathbf{B}) = \exp(\mathbf{A}) \exp(\mathbf{B}) \quad (140)$$

only if \mathbf{A} and \mathbf{B} commute, i.e. if the commutator $[\mathbf{A}, \mathbf{B}] = \mathbf{AB} - \mathbf{BA}$ is equal to zero. In the following we compute the mean and the variance of the commutator

$$C = [\Delta \mathbf{u}^{(1)} \mathbf{v}^{(1)T}, \Delta \mathbf{u}^{(2)} \mathbf{v}^{(2)T}] \quad (141)$$

and show that

$$\langle C_{ij} \rangle = 0, \quad \langle C_{ij}^2 \rangle \simeq \frac{2\Delta^4}{N^3} \quad (142)$$

The mean of C_{ij} is given by

$$\langle C_{ij} \rangle = \sum_{k=1}^N \left\langle \mathbf{u}_i^{(1)} \mathbf{v}_k^{(1)} \mathbf{u}_k^{(2)} \mathbf{v}_j^{(2)} - \mathbf{u}_i^{(2)} \mathbf{v}_k^{(2)} \mathbf{u}_k^{(1)} \mathbf{v}_j^{(1)} \right\rangle. \quad (143)$$

Since all the factors in the products on the right hand side are uncorrelated, we have $\langle C_{ij} \rangle = 0$. The variance of C_{ij} is given by

$$\begin{aligned} \langle C_{ij}^2 \rangle = & \sum_{k,l=1}^N \left\langle \mathbf{u}_i^{(1)} \mathbf{v}_k^{(1)} \mathbf{u}_k^{(2)} \mathbf{v}_j^{(2)} \mathbf{u}_i^{(1)} \mathbf{v}_l^{(1)} \mathbf{u}_l^{(2)} \mathbf{v}_j^{(2)} + \mathbf{u}_i^{(2)} \mathbf{v}_k^{(2)} \mathbf{u}_k^{(1)} \mathbf{v}_j^{(1)} \mathbf{u}_i^{(2)} \mathbf{v}_l^{(2)} \mathbf{u}_l^{(1)} \mathbf{v}_j^{(1)} \right. \\ & \left. - \mathbf{u}_i^{(1)} \mathbf{v}_k^{(1)} \mathbf{u}_k^{(2)} \mathbf{v}_j^{(2)} \mathbf{u}_i^{(2)} \mathbf{v}_l^{(2)} \mathbf{u}_l^{(1)} \mathbf{v}_j^{(1)} - \mathbf{u}_i^{(2)} \mathbf{v}_k^{(2)} \mathbf{u}_k^{(1)} \mathbf{v}_j^{(1)} \mathbf{u}_i^{(1)} \mathbf{v}_l^{(1)} \mathbf{u}_l^{(2)} \mathbf{v}_j^{(2)} \right\rangle. \end{aligned} \quad (144)$$

The first term on the right hand side is thus given by

$$\begin{aligned} \sum_{k,l=1}^N \left\langle \mathbf{u}_i^{(1)} \mathbf{v}_k^{(1)} \mathbf{u}_k^{(2)} \mathbf{v}_j^{(2)} \mathbf{u}_i^{(1)} \mathbf{v}_l^{(1)} \mathbf{u}_l^{(2)} \mathbf{v}_j^{(2)} \right\rangle &= \sum_{k,l=1}^N \left\langle \mathbf{u}_i^{(1)2} \right\rangle \left\langle \mathbf{v}_j^{(2)2} \right\rangle \left\langle \mathbf{v}_k^{(1)} \mathbf{v}_l^{(1)} \right\rangle \left\langle \mathbf{u}_k^{(2)} \mathbf{u}_l^{(2)} \right\rangle \\ &= \sum_{k,l=1}^N \frac{1}{N^4} \delta_{kl} = \frac{1}{N^3}. \end{aligned} \quad (145)$$

Computing the second term yields the same result. For the third term we obtain

$$\begin{aligned}
\sum_{k,l=1}^N \langle \mathbf{u}_i^{(1)} \mathbf{v}_k^{(1)} \mathbf{u}_k^{(2)} \mathbf{v}_j^{(2)} \mathbf{u}_i^{(2)} \mathbf{v}_l^{(2)} \mathbf{u}_l^{(1)} \mathbf{v}_j^{(1)} \rangle &= \sum_{k,l=1}^N \langle \mathbf{u}_i^{(1)} \mathbf{u}_l^{(1)} \rangle \langle \mathbf{v}_j^{(1)} \mathbf{v}_k^{(1)} \rangle \langle \mathbf{u}_k^{(2)} \mathbf{u}_i^{(2)} \rangle \langle \mathbf{v}_j^{(2)} \mathbf{v}_l^{(2)} \rangle \\
&= \sum_{k,l=1}^N \frac{1}{N^4} \delta_{il} \delta_{jk} \delta_{ki} \delta_{jl} = \frac{1}{N^4} \delta_{ij}.
\end{aligned} \tag{146}$$

Using Eq. (145) and Eq. (146), we obtain Eq. (142). Thus, in the limit of large N we can write

$$\exp \left(t(\Delta \mathbf{u}^{(1)} \mathbf{v}^{(1)T} + \Delta \mathbf{u}^{(2)} \mathbf{v}^{(2)T} - \mathbf{I}) \right) = e^{-t} \exp \left(t(\Delta \mathbf{u}^{(1)} \mathbf{v}^{(1)T}) \right) \exp \left(t(\Delta \mathbf{u}^{(2)} \mathbf{v}^{(2)T}) \right) \tag{147}$$

and recover Eq. (90).

Supplementary figures

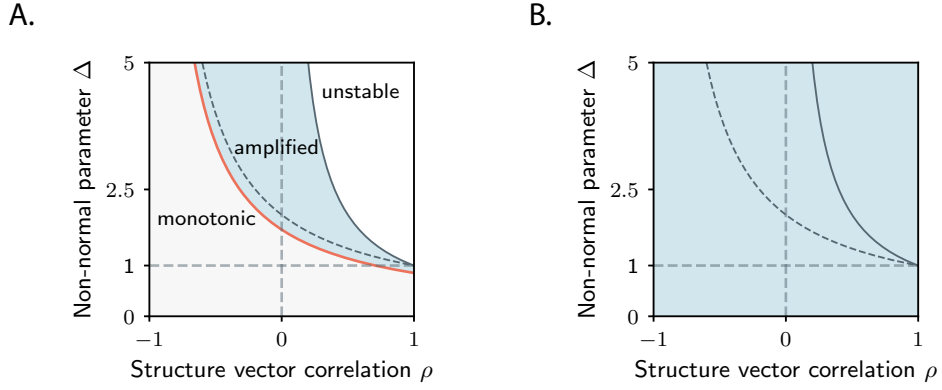


Figure S1: **Phase diagram for the unit-rank network with connectivity noise.** **A.** $g < 1/\sqrt{2}$. The red line indicates the boundary between the monotonic and amplified parameter region for $g = 0.5$. The grey dashed line corresponds to the case $g = 0$. **B.** $g > 1/\sqrt{2}$. The dynamics are amplified regardless of the values of the parameters Δ and ρ .

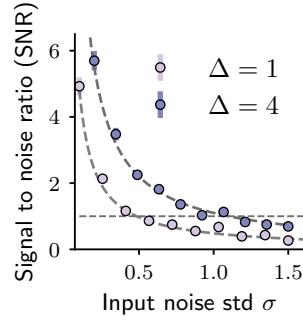


Figure S2: Signal-to-noise ratio of the readout as a function of the standard deviation of the input noise σ for two values of the non-normal parameter Δ . Non-amplified dynamics ($\Delta = 1$) are less robust to noise than amplified dynamics ($\Delta = 4$). Dashed lines correspond to the theoretical values (Eq. 85). In simulations, $N = 1000$. Errorbars represent the standard deviation of the mean over 200 realizations of the connectivity matrix.

Acknowledgements

We are grateful to Francesca Mastrogiuseppe and Manuel Beiran for discussions and feedback on the manuscript.

This work was funded by the Programme Emergences of City of Paris, Agence Nationale de la Recherche grant ANR-16-CE37-0016, and the program “Investissements d’Avenir” launched by the French Government and implemented by the ANR, with the references ANR-10- LABX-0087 IEC and ANR-11-IDEX-0001-02 PSL University. The funders had no role in study design, data collection and analysis, decision to publish, or preparation of the manuscript.

References

- Y. Ahmadian, F. Fumarola, and K. D. Miller. Properties of networks with partially structured and partially random connectivity. *Physical Review E*, 91:012820, 2015.
- V. I. Arnold. *Ordinary differential equations*. The MIT Press, 1973.
- S. Bagur, M. Averseng, D. Elgueda, S. David, J. Fritz, P. Yin, S. Shamma, Y. Boubenec, and S. Ostojic. Go/no-go task engagement enhances population representation of target stimuli in primary auditory cortex. *Nature Communications*, 9(1):2529, 2018.
- F. Benaych-Georges and R. N. Rao. The eigenvalues and eigenvectors of finite, low rank perturbations of large random matrices. *Advances in Mathematics*, 227(1):494 – 521, 2011.
- F. Benaych-Georges and R. N. Rao. The singular values and vectors of low rank perturbations of large rectangular random matrices. *J. Multivar. Anal.*, 111:120–135, 2012.
- C. D. Brody, A. Hernández, A. Zainos, and R. Romo. Timing and neural encoding of somatosensory parametric working memory in macaque prefrontal cortex. *Cerebral Cortex*, 13(11):1196–1207, 2003.
- N. Brunel. Is cortical connectivity optimized for storing information? *Nature Neuroscience*, 19:749–755, 2016.
- D. V. Buonomano and W. Maass. State-dependent computations: spatiotemporal processing in cortical networks. *Nature Reviews Neuroscience*, 10(2):113–125, 2009.
- Z. Burda, A. Jarosz, G. Livan, M. A. Nowak, and A. Swiech. Eigenvalues and singular values of products of rectangular gaussian random matrices. *Physical Review E*, 82:061114, 2010.
- F. Carnevale, V. de Lafuente, R. Romo, O. Barak, and N. Parga. Dynamic control of response criterion in premotor cortex during perceptual detection under temporal uncertainty. *Neuron*, 86(4):1067–1077, 2015.
- W. Chaisangmongkon, S. K. Swaminathan, D. J. Freedman, and X.-J. Wang. Computing by robust transience: how the fronto-parietal network performs sequential, category-based decisions. *Neuron*, 93(6):1504–1517.e4, 2017.
- M. M. Churchland and K. V. Shenoy. Temporal complexity and heterogeneity of single-neuron activity in premotor and motor cortex. *Journal of Neurophysiology*, 97(6):4235–4257, 2007.
- M. M. Churchland, J. P. Cunningham, M. Kaufman, S. I. Ryu, and K. V. Shenoy. Cortical preparatory activity: representation of movement or first cog in a dynamical machine? *Neuron*, 68(3):387–400, 2010.
- M. M. Churchland, J. P. Cunningham, M. Kaufman, J. D. Foster, P. Nuyujukian, S. I. Ryu, and K. V. Shenoy. Neural population dynamics during reaching. *Nature*, 487:51–56, 2012.
- D. A. Crowe, B. B. Averbeck, and M. V. Chafee. Rapid sequences of population activity patterns dynamically encode task-critical spatial information in parietal cortex. *Journal of Neuroscience*, 30(35):11640–11653, 2010.
- J. P. Cunningham and B. M. Yu. Dimensionality reduction for large-scale neural recordings. *Nature Neuroscience*, 17(11):1500–1509, 2014.
- S. David. Neural circuits as computational dynamical systems. *Current Opinion in Neurobiology*, 25:156–163, 2014.

- P. Dayan and L. F. Abbott. *Theoretical Neuroscience, Computational and Mathematical Modeling of Neural Systems*. The MIT Press, 2005.
- D. Durstewitz and G. Deco. Computational significance of transient dynamics in cortical networks. *European Journal of Neuroscience*, 27(1):217–227, 2008.
- S. Ganguli, D. Huh, and H. Sompolinsky. Memory traces in dynamical systems. *Proceedings of the National Academy of Sciences*, 105(48):18970–18975, 2008.
- V. L. Girko. The circular law. *Teoriya Veroyatnostei i ee Primeneniya*, 29(4):669–679, 1984.
- M. S. Goldman. Memory without feedback in a neural network. *Neuron*, 61(4):621–634, 2009.
- V. Goudar and D. V. Buonomano. Encoding sensory and motor patterns as time-invariant trajectories in recurrent neural networks. *eLife*, 7:e31134, 2018.
- G. Hennequin, T. P. Vogels, and W. Gerstner. Non-normal amplification in random balanced neuronal networks. *Physical Review E*, 86:011909, 2012.
- G. Hennequin, T. P. Vogels, and W. Gerstner. Optimal control of transient dynamics in balanced networks supports generation of complex movements. *Neuron*, 82(6):1394 – 1406, 2014.
- J. J. Hopfield. Neural networks and physical systems with emergent collective computational abilities. *Proceedings of the National Academy of Sciences*, 79(8):2554–2558, 1982.
- R. A. Horn and C. R. Johnson. *Matrix Analysis*. Cambridge University Press, 2012.
- J. K. Jun, P. Miller, A. Hernández, A. Zainos, L. Lemus, C. D. Brody, and R. Romo. Heterogenous population coding of a short-term memory and decision task. *Journal of Neuroscience*, 30(3):916–929, 2010.
- D. Kobak, W. Brendel, C. Constantinidis, C. E. Feierstein, A. Kepecs, Z. F. Mainen, X.-L. Qi, R. Romo, N. Uchida, and C. K. Machens. Demixed principal component analysis of neural population data. *eLife*, 5:e10989, 2016.
- R. Laje and D. V. Buonomano. Robust timing and motor patterns by taming chaos in recurrent neural networks. *Nature Neuroscience*, 16:925 EP –, 2013.
- I. E. Leonard. The matrix exponential. *SIAM Review*, 38(3):507–512, 1996.
- C. K. Machens. Demixing population activity in higher cortical areas. *Frontiers in Computational Neuroscience*, 4:126, 2010. doi: 10.7554/eLife.10989.
- V. Mante, D. Sussillo, K. V. Shenoy, and W. T. Newsome. Context-dependent computation by recurrent dynamics in prefrontal cortex. *Nature*, 503:78–84, 2013.
- D. Martí, N. Brunel, and S. Ostojic. Correlations between synapses in pairs of neurons slow down dynamics in randomly connected neural networks. *Physical Review E*, 97:062314, 2018.
- F. Mastrogiuseppe and S. Ostojic. Linking connectivity, dynamics, and computations in low-rank recurrent neural networks. *Neuron*, 99(3):609 – 623.e29, 2018.
- O. Mazor and G. Laurent. Transient dynamics versus fixed points in odor representations by locust antennal lobe projection neurons. *Neuron*, 48(4):661–673, 2005.
- J. A. Michaels, B. Dann, and H. Scherberger. Neural population dynamics during reaching are better explained by a dynamical system than representational tuning. *PLOS Computational Biology*, 12(11):1–22, 2016.
- B. K. Murphy and K. D. Miller. Balanced amplification: a new mechanism of selective amplification of neural activity patterns. *Neuron*, 61(4):635–648, 2009.
- M. G. Neubert and H. Caswell. Alternatives to resilience for measuring the responses of ecological systems to perturbations. *Ecology*, 78(3):653–665, 1997.
- H. Ozeki, I. M. Finn, E. S. Schaffer, K. D. Miller, and D. Ferster. Inhibitory stabilization of the cortical network underlies visual surround suppression. *Neuron*, 62(4):578–592, 2009.

- A. Pouget, P. Dayan, and R. Zemel. Information processing with population codes. *Nature Reviews Neuroscience*, 1(2):125–132, 2000.
- A. Pouget, P. Dayan, and R. Zemel. Inference and computation with population codes. *Annual Review of Neuroscience*, 26(1):381–410, 2003.
- M. Rabinovich, R. Huerta, and G. Laurent. Transient dynamics for neural processing. *Science*, 321(5885):48–50, 2008a.
- M. I. Rabinovich, R. Huerta, P. Varona, and V. S. Afraimovich. Transient cognitive dynamics, metastability, and decision making. *PLOS Computational Biology*, 4(5):1–9, 2008b.
- E. D. Remington, D. Narain, E. A. Hosseini, and M. Jazayeri. Flexible sensorimotor computations through rapid reconfiguration of cortical dynamics. *Neuron*, 98(5):1005–1019.e5, 2018.
- H. S. Seung and H. Sompolinsky. Simple models for reading neuronal population codes. *Proceedings of the National Academy of Sciences*, 90(22):10749–10753, 1993.
- M. Shafi, Y. Zhou, J. Quintana, C. Chow, J. Fuster, and M. Bodner. Variability in neuronal activity in primate cortex during working memory tasks. *Neuroscience*, 146(3):1082–1108, 2007.
- K. V. Shenoy, M. Sahani, and M. M. Churchland. Cortical control of arm movements: a dynamical systems perspective. *Annual Review of Neuroscience*, 36(1):337–359, 2013.
- H. Sompolinsky and I. Kanter. Temporal association in asymmetric neural networks. *Physical Review Letters*, 57:2861–2864, 1986.
- S. H. Strogatz. *Nonlinear dynamics and chaos. With applications to Physics, Biology, Chemistry, and Engineering*. Westview Press, 2015.
- T. Tao. Outliers in the spectrum of iid matrices with bounded rank perturbations. *Probability Theory and Related Fields*, 155(1):231–263, 2013.
- L. N. Trefethen and M. Embree. *Spectra and Pseudospectra: The Behavior of Nonnormal Matrices and Operators*. Princeton, NJ: Princeton University Press, 2005.
- L. N. Trefethen, A. E. Trefethen, S. C. Reddy, and T. A. Driscoll. Hydrodynamic stability without eigenvalues. *Science*, 261(5121):578–584, 1993.
- J. Wang, D. Narain, E. A. Hosseini, and M. Jazayeri. Flexible timing by temporal scaling of cortical responses. *Nature Neuroscience*, 21:102–110, 2018.
- O. L. White, D. D. Lee, and H. Sompolinsky. Short-term memory in orthogonal neural networks. *Physical Review Letters*, 92:148102, 2004.
- E. P. Wigner. Characteristic vectors of bordered matrices with infinite dimensions. *Annals of Mathematics*, 62(3):548–564, 1955.
- E. P. Wigner. On the distribution of the roots of certain symmetric matrices. *Annals of Mathematics*, 67(2):325–327, 1958.