

# Electric dipole transitions of $1P$ bottomonia

Jorge Segovia,<sup>1</sup> Sebastian Steinbecker,<sup>2</sup> and Antonio Vairo<sup>2</sup>

<sup>1</sup>*Departamento de Sistemas Físicos, Químicos y Naturales,  
Universidad Pablo de Olavide, 41013 Sevilla, Spain*

<sup>2</sup>*Physik-Department, Technische Universität München,  
James-Frank-Straße 1, 85748 Garching, Germany*

(Dated: April 24, 2019)

We compute the electric dipole transitions  $\chi_{bJ}(1P) \rightarrow \gamma\Upsilon(1S)$ , with  $J = 0, 1, 2$ , and  $h_b(1P) \rightarrow \gamma\eta_b(1S)$  in a model-independent way. We use potential non-relativistic QCD (pNRQCD) at weak coupling with either the Coulomb potential or the complete static potential incorporated in the leading order Hamiltonian. In the last case, the perturbative series shows very mild scale dependence and a good convergence pattern, allowing predictions for all the transition widths. Assuming  $\Lambda_{\text{QCD}} \ll mv^2$ , the precision that we reach is  $k_\gamma^3/(mv)^2 \times \mathcal{O}(v^2)$ , where  $k_\gamma$  is the photon energy,  $m$  is the mass of the heavy quark and  $v$  its relative velocity. Our results are:  $\Gamma(\chi_{b0}(1P) \rightarrow \gamma\Upsilon(1S)) = 28_{-2}^{+2}$  keV,  $\Gamma(\chi_{b1}(1P) \rightarrow \gamma\Upsilon(1S)) = 37_{-2}^{+2}$  keV,  $\Gamma(\chi_{b2}(1P) \rightarrow \gamma\Upsilon(1S)) = 45_{-3}^{+3}$  keV and  $\Gamma(h_b(1P) \rightarrow \gamma\eta_b(1S)) = 63_{-6}^{+6}$  keV.

Keywords: Heavy quarkonia, effective field theory, perturbation theory

## I. INTRODUCTION

Electromagnetic transitions are often a significant decay mode for bottomonium states below the  $B\bar{B}$  threshold (10.56 GeV), making them a suitable experimental tool to access lower states. For instance, the first  $b\bar{b}$  states not directly produced in  $e^+e^-$  collisions were the six triplet- $P$  states,  $\chi_{bJ}(2P)$  and  $\chi_{bJ}(1P)$ , with  $J = 0, 1, 2$ , discovered in radiative decays of the  $\Upsilon(3S)$  and  $\Upsilon(2S)$  in 1982 [1, 2] and 1983 [3, 4], respectively.

Electromagnetic transitions can be classified in terms of electric and magnetic multipoles. The most important ones are the E1 (electric dipole) and the M1 (magnetic dipole) transitions; higher order multipole modes E2, M2, E3, ... appear in the spectrum, but are suppressed. The width of allowed (hindered) M1 transitions is of order  $k_\gamma^3/m^2$  ( $k_\gamma^3 v^2/m^2$ ) where  $k_\gamma$  is the photon energy and  $m$  is the mass of the heavy quark, whereas the width of E1 transitions is of order  $k_\gamma^3/(mv)^2$ , where  $v$ , which is much smaller than 1, is the relative velocity of the heavy quarks in the quarkonium [5]. Electric dipole transitions happen much more frequently than magnetic dipole transitions. The branching fraction for E1 transitions is indeed significant for the bottomonium states that we shall study in this work [6]:  $\mathcal{B}(\chi_{b0}(1P) \rightarrow \gamma\Upsilon(1S)) = (1.94 \pm 0.27)\%$ ,  $\mathcal{B}(\chi_{b1}(1P) \rightarrow \gamma\Upsilon(1S)) = (35.0 \pm 2.1)\%$ ,  $\mathcal{B}(\chi_{b2}(1P) \rightarrow \gamma\Upsilon(1S)) = (18.8 \pm 1.1)\%$ , and  $\mathcal{B}(h_b(1P) \rightarrow \gamma\eta_b(1S)) = (52_{-5}^{+6})\%$ . Even in the  $\chi_{b0}$  case this is the largest observed exclusive branching fraction.

Electric dipole transitions are characterized by the fact that they change the orbital angular momentum of the state by one unit, but not the spin. Therefore, the final state has different parity and C-parity than the initial one. Typical examples of E1 quarkonium decays are the ones mentioned above:  $2^3P_J \rightarrow 1^3S_1 + \gamma$  and  $2^1P_1 \rightarrow 1^1S_0 + \gamma$ . Here and in the following we denote the states as  $n^{2s+1}\ell_J$ , where  $n = n_r + \ell + 1$  is the principal quantum number, with  $n_r = 0, 1, \dots$  the radial quantum number

and  $\ell$  the orbital angular momentum usually represented by a letter:  $S$  for  $\ell = 0$ ,  $P$  for  $\ell = 1$  and so on. The spin is denoted by  $s$  and  $J$  is the total angular momentum. We use also the PDG notation, where  $\chi_{bJ}(1P)$  identifies the state  $2^3P_J$ , and  $h_b(1P)$  the state  $2^1P_1$ . This is to say, in the PDG notation,  $1P$  bottomonia are states with quantum numbers  $n = 2$  and  $\ell = 1$ .

E1 (and M1) electromagnetic transitions between heavy quarkonia have been treated for a long time by means of potential models that use non-relativistic reductions of QCD-based quark-(anti-)quark interactions (see, for instance, Ref. [7] for a recent application to the bottomonium system). However, the release in the last decade of a new large set of accurate experimental data, concerning electromagnetic reactions in the heavy quark sector, by B-factories (BaBar, Belle and CLEO),  $\tau$ -charm facilities (CLEO-c, BESIII) and even proton-(anti-)proton colliders (CDF, D0, LHCb, ATLAS, CMS) [8, 9] demands for systematic and model-independent treatments.

The aim of this paper is to compute the E1 transitions  $\chi_{bJ}(1P) \rightarrow \gamma\Upsilon(1S)$ , with  $J = 0, 1, 2$ , and  $h_b(1P) \rightarrow \gamma\eta_b(1S)$  using potential non-relativistic QCD (pNRQCD). Quarkonium is characterized by the hierarchy of energy scales:

$$m \gg p \sim mv \gg E \sim mv^2, \quad (1)$$

where  $p$  is the relative momentum of the heavy quarks, proportional to the inverse of the size of the quarkonium, and  $E$  is the binding energy. The relative heavy quark velocity,  $v$ , is assumed to be  $v \ll 1$ , which qualifies quarkonium as a non-relativistic bound state. pNRQCD is a non-relativistic effective field theory that takes advantage of this hierarchy of scales by systematically computing quarkonium observables as expansions in  $v$  [10, 11] (see Refs. [12, 13] for reviews). In the case of radiative transitions another relevant scale is the photon energy,  $k_\gamma$ . The photon energy is about the energy gap between the ini-

tial and final quarkonium states: for allowed (hindered) M1 transitions it is of the order of  $mv^4$  ( $mv^2$ ), for E1 transitions it is of the order of  $mv^2$ . The theory for M1 transitions in pNRQCD has been developed in [14] and extended to E1 transitions in [15]. Ref. [15] provides the theoretical basis for the present study, which aims at computing E1 transitions from  $1P$  bottomonium states at relative order  $v^2$ , *i.e.*, at order  $k_\gamma^3/m^2$  in the transition width.

The specific details of the construction of pNRQCD depend on the relative size of the scale  $mv^2$  with respect to  $\Lambda_{\text{QCD}}$ . In this paper, we assume that  $mv^2 \gg \Lambda_{\text{QCD}}$ .<sup>1</sup> The propagation of a color singlet heavy quark-antiquark field,  $S$ , is described at relative order  $v^2$  by the Lagrangian density:

$$\mathcal{L} = \int d^3r \text{Tr} \left\{ S^\dagger \left( i\partial_0 + \frac{\vec{\nabla}^2}{4m} + \frac{\vec{\nabla}_r^2}{m} + \frac{\vec{\nabla}_r^4}{4m^3} - V \right) S \right\}, \quad (2)$$

where  $r$  is the quark-antiquark distance parameterizing the color singlet field  $S$  and  $V$  is the quark-antiquark potential. The operator  $-i\vec{\nabla} \sim mv^2$  is the center of mass momentum (the derivative acts on the center of mass coordinate), while  $-i\vec{\nabla}_r \sim mv$  is the relative momentum (the derivative acts on the distance  $r$ ). If  $mv^2 \gg \Lambda_{\text{QCD}}$ , the potential  $V$  may be computed order by order in perturbation theory and  $v \sim \alpha_s$ , where  $\alpha_s$  is the strong coupling evaluated at the typical momentum transfer scale. At leading order in  $\alpha_s$ ,  $V$  is given by the Coulomb potential between static color triplet and color antitriplet sources:  $V_s^{(0)} = -4\alpha_s/(3r)$ . According to the pNRQCD counting  $V_s^{(0)} \sim mv^2$ . E1 transitions are encoded in the part of the pNRQCD Lagrangian,  $\mathcal{L}_{\gamma\text{pNRQCD}}$ , that describes the interaction of the quark-antiquark field  $S$  with the electromagnetic field:

$$\mathcal{L}_{\gamma\text{pNRQCD}} = \int d^3r \text{Tr} \left\{ S^\dagger \vec{r} \cdot ee_Q \vec{E}^{\text{em}} S + \dots \right\}. \quad (3)$$

The displayed term is the leading order electric dipole interaction term ( $ee_Q$  stands for the electric charge of the heavy quark  $Q$  and  $\vec{E}^{\text{em}}$  for the electric field), whereas the dots stand for higher order operators contributing to the E1 transition at relative order  $v^2$  (or smaller), whose explicit expressions can be read off from Ref. [15].

There seems to be a growing consensus in the literature that the weak-coupling regime  $mv^2 \gg \Lambda_{\text{QCD}}$  may indeed be applied to many physical observables in the bottomonium sector including  $n = 2$  bottomonium states (for early work see [16–18], for reviews see [8, 9, 13], for recent work see [19, 20]). In order to reach this conclusion,

it is crucial, however, to have a proper treatment for the large terms appearing in the perturbative expansion. As long as  $\alpha_s$  remains a perturbative coupling, large terms can be due to factorially growing coefficients, which may require renormalon subtraction, or large logarithms in the renormalization scale.

In this work, we adopt methods to deal with both large corrections, eventually achieving a convergent expansion with mild dependence on the renormalization scale. Concerning the renormalon subtraction scheme, we adopt the one of Ref. [21]. Concerning the resummation of large logarithms, we rearrange the perturbative expansion of pNRQCD in such a way that the static potential is exactly included in the leading order (LO) Hamiltonian. This expansion scheme has been applied to the computation of the heavy quarkonium electromagnetic decay ratios in Ref. [22] and to the determination of M1 transitions between low-lying heavy quarkonium states in Ref. [23]. The authors obtain agreement between theory and experiment for the case of the charmonium and bottomonium ground states and for the  $n = 2$  excitations of the bottomonium. Very recently, the same scheme has been applied to the spectrum of  $n = 2$ ,  $l = 1$  quarkonium states in [20]. Hence, another motivation for the present study is to probe weakly coupled pNRQCD in the context of electric dipole transitions from the spin-triplet and spin-singlet lowest bottomonium  $P$ -wave states.

In Ref. [15], the complete set of relativistic corrections of relative order  $v^2$  with respect to the leading order E1 decay width has been derived. In the E1 case, differently from M1 transitions [14, 23], the computation of relativistic corrections at relative order  $v^2$  is technically complicated: In addition to the effects due to higher order operators contributing to the E1 transition (the dots in Eq. (3)), one needs to calculate order  $v$  and  $v^2$  corrections to the initial and final state wave functions due to higher order potentials.<sup>2</sup> This complication has hindered so far complete numerical computations of the E1 transitions between low-lying heavy quarkonium states within pNRQCD (for partial calculations see Refs. [24, 25]). The present paper aims to close this gap.

The paper is structured in the following way. In Sec. II we discuss the theoretical background of the computation and display the formulas that we use for the decays. In this section, we present also results for the electric dipole transitions when only the LO static potential is incorporated in the Schrödinger equation. Sec. III is devoted to present the same results but incorporating the complete static potential in the LO Hamiltonian. Renormalon effects and resummation of large logarithms are also taken into account in this part. All of this leads to a good convergence pattern for the studied decay rates and thus to firm predictions for all of them. We summarize our results and conclude in Sec. IV.

<sup>1</sup> The following computations are valid also for  $mv^2 \sim \Lambda_{\text{QCD}}$ . What changes in this case is, however, the parametrical size of the non-perturbative corrections, see Sec. II B 2 and comments in the conclusion.

<sup>2</sup> Higher order Fock states become relevant only if  $\Lambda_{\text{QCD}}$  is of the same order as  $mv^2$  or larger.

## II. NUMERICAL ANALYSIS IN PNRQCD AT WEAK COUPLING: FIXED ORDER CALCULATION

### A. Decay width

We aim at computing electric dipole (E1) transitions from  $1P$  bottomonium states at order  $k_\gamma^3/m^2$  under the condition  $mv^2 \gg \Lambda_{\text{QCD}}$ . The formulas for the decay widths have been derived in Ref. [15]. They read

$$\Gamma(n^3P_J \rightarrow n' ^3S_1 + \gamma) = \Gamma_{nn'}^{(0)} \left\{ 1 + R_{nn'}^{S=1}(J) - \frac{k_\gamma}{6m} - \frac{k_\gamma^2}{60} \frac{I_5^{(0)}(n1 \rightarrow n'0)}{I_3^{(0)}(n1 \rightarrow n'0)} + \left[ \frac{J(J+1)}{2} - 2 \right] \left[ - (1 + \kappa_Q^{\text{em}}) \frac{k_\gamma}{2m} + \frac{1}{m^2} (1 + 2\kappa_Q^{\text{em}}) \frac{I_2^{(1)}(n1 \rightarrow n'0) + 2I_1^{(0)}(n1 \rightarrow n'0)}{I_3^{(0)}(n1 \rightarrow n'0)} \right] \right\}, \quad (4)$$

$$\Gamma(n^1P_1 \rightarrow n' ^1S_0 + \gamma) = \Gamma_{nn'}^{(0)} \left\{ 1 + R_{nn'}^{S=0} - \frac{k_\gamma}{6m} - \frac{k_\gamma^2}{60} \frac{I_5^{(0)}(n1 \rightarrow n'0)}{I_3^{(0)}(n1 \rightarrow n'0)} \right\}, \quad (5)$$

where  $R_{nn'}^{S=1}(J)$  and  $R_{nn'}^{S=0}$  include the initial and final state corrections due to higher order potentials (see Sec. IIB1) and possibly higher order Fock states (see Sec. IIB2). The remaining corrections within the curly brackets are the result of taking into account additional electromagnetic interaction terms in the Lagrangian suppressed by  $\mathcal{O}(v^2)$  (the dots in Eq. (3)). For completeness, we have displayed in the formulas terms proportional to the anomalous magnetic moment,  $\kappa_Q^{\text{em}}$ . These terms will, however, not be considered in the numerical analyses because they are at least of order  $\alpha_s k_\gamma^3/m^2$  and thus beyond our accuracy.

The LO decay width, which scales like  $k_\gamma^3/(mv)^2$ , is

$$\Gamma_{nn'}^{(0)} = \frac{4}{9} \alpha_{\text{em}} e_Q^2 k_\gamma^3 \left[ I_3^{(0)}(n1 \rightarrow n'0) \right]^2, \quad (6)$$

with  $\alpha_{\text{em}}$  the electromagnetic fine structure constant,  $e_Q$  the charge of the heavy quark  $Q$  in units of the electron charge, and  $k_\gamma$  the photon energy determined by the kinematics shown in Fig. 1:

$$k_\gamma = |\vec{k}| = \frac{M_H^2 - M_{H'}^2}{2M_H} = (M_H - M_{H'}) + \mathcal{O}\left(\frac{k_\gamma^2}{M_H}\right). \quad (7)$$

The LO decay width follows from the LO electric dipole interaction in the pNRQCD Lagrangian shown in Eq. (3).

All other terms in Eqs.(4) and (5) are of relative order  $v^2$  with respect to the LO decay width. In particular, the function

$$I_N^{(k)}(n\ell \rightarrow n'\ell') = \int_0^\infty dr r^N R_{n'\ell'}^*(r) \left[ \frac{d^k}{dr^k} R_{n\ell}(r) \right] \quad (8)$$

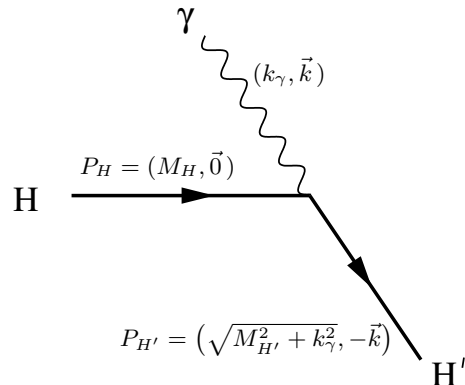


FIG. 1. Kinematics of the radiative transition  $H \rightarrow H'\gamma$  in the rest frame of the initial-state quarkonium  $H$ .

is a matrix element that involves the radial wave functions of the initial and final states. From  $r \sim 1/p \sim 1/(mv)$  it follows that it scales like  $(mv)^{2+k-N}$ .

Under the assumption  $mv^2 \gg \Lambda_{\text{QCD}}$  we can compute the quarkonium potential in perturbation theory, *i.e.*, as an expansion in  $\alpha_s$ . The wave functions are then the solutions of the Schrödinger equation

$$H^{(0)} \psi_{n\ell m}(\vec{r}) = E_n \psi_{n\ell m}(\vec{r}), \quad (9)$$

where  $H^{(0)}$  contains the (perturbative) quark-antiquark static potential. More specifically, in this section we take the leading order Hamiltonian as

$$H^{(0)} = -\frac{\vec{\nabla}_r^2}{m} + V_s^{(0)}(r), \quad (10)$$

where  $-\vec{\nabla}_r^2/m$  is the (non-relativistic) kinetic energy in the center of mass frame and

$$V_s^{(0)}(r) = -\frac{4\alpha_s}{3r}. \quad (11)$$

This means that we include in the static potential only the LO potential in  $\alpha_s$ , which is the Coulomb potential times the Casimir of the fundamental representation in  $SU(3)$ , *i.e.*,  $4/3$ . A different choice will be analyzed in Sec. III. With the choice (11),  $\psi_{n\ell m}(\vec{r})$  and  $E_n$  can be taken from the hydrogen-atom and read

$$\begin{aligned} \psi_{n\ell m}(\vec{r}) &= R_{n\ell}(r)Y_{\ell m}(\Omega_r) \\ &= N_{n\ell} \rho_n^\ell e^{-\frac{\rho_n}{2}} L_{n-\ell-1}^{2\ell+1}(\rho_n) Y_{\ell m}(\Omega_r), \end{aligned} \quad (12)$$

$$E_n = -\frac{4m\alpha_s^2}{9n^2}, \quad (13)$$

where  $\rho_n = 2r/(na)$  is a dimensionless variable and  $a = 3/(2m\alpha_s)$  is the Bohr-like radius. The functions  $L_{n-\ell-1}^{2\ell+1}$  and  $Y_{\ell m}$  are the associated Laguerre polynomials and the spherical harmonics, respectively. The normalization reads

$$N_{n\ell} = \sqrt{\left(\frac{2}{na}\right)^3 \frac{(n-\ell-1)!}{2n[(n+\ell)!]}}. \quad (14)$$

Finally, if not differently specified, here and in the rest of the paper,  $\alpha_s$  is understood evaluated at the renormalization scale  $\nu$ :  $\alpha_s \equiv \alpha_s(\nu)$ . Hence the potential, the Bohr-like radius and, through it, the wave functions depend on  $\nu$ .

## B. Relativistic wave function corrections

The LO wave function (12) gets corrections due to higher order potentials and possibly to higher order Fock states. Corrections due to higher order potentials contribute at relative order  $v^2$ , and therefore have to be included in the analysis to reach a precision of order  $k_7^3/m^2$ . These corrections will be outlined in the next Sec. II B 1. Corrections due to higher order Fock states will be discussed in Sec. II B 2.

### 1. Corrections due to higher order potentials

To account for  $\mathcal{O}(v^2)$  corrections to the decay width due to higher order potentials, we need to consider the Hamiltonian

$$H = -\frac{\vec{\nabla}_r^2}{m} + V_s(r) + \delta H. \quad (15)$$

The quark-antiquark static potential up to next-to-next-to-leading order (NNLO) is given by

$$V_s(r) = V_s^{(0)}(r) \left[ 1 + \sum_{k=1}^2 \left(\frac{\alpha_s}{4\pi}\right)^k a_k(\nu, r) \right], \quad (16)$$

where the coefficients of the  $\mathcal{O}(\alpha_s)$  and  $\mathcal{O}(\alpha_s^2)$  radiative corrections to the LO static potential are:

$$a_1(\nu, r) = a_1 + 2\beta_0 \ln(\nu e^{\gamma_E} r), \quad (17)$$

$$\begin{aligned} a_2(\nu, r) &= a_2 + \frac{\pi^2}{3}\beta_0^2 + (4a_1\beta_0 + 2\beta_1)\ln(\nu e^{\gamma_E} r) \\ &\quad + 4\beta_0^2 \ln^2(\nu e^{\gamma_E} r), \end{aligned} \quad (18)$$

with  $a_1 = -8 + 5\beta_0/3$  and  $a_2 = 100n_f^2/81 - n_f(1229/27 + 52\zeta_3/3) + 4343/18 + 36\pi^2 - 9\pi^4/4 + 66\zeta_3$ . The coefficients  $\beta_i$  are the coefficients of the  $\beta$ -function with  $\beta_0 = 11 - 2n_f/3$  and  $\beta_1 = 102 - 38n_f/3$ ;  $n_f$  is the number of massless flavors. The  $\mathcal{O}(\alpha_s)$  correction was computed in Ref. [26] and the  $\mathcal{O}(\alpha_s^2)$  one in Ref. [27]. In this section, we consider higher order corrections to the static potential as perturbations around the leading order solution of Sec. II A. Hence, the order  $\alpha_s$  correction contributes to the transition width at relative order  $v$  in first order quantum mechanical perturbation theory and at relative order  $v^2$  in second order quantum mechanical perturbation theory, whereas the order  $\alpha_s^2$  correction contributes at relative order  $v^2$  in first order quantum mechanical perturbation theory. On the other hand, the  $\mathcal{O}(\alpha_s^3)$  correction, which is also known from Refs. [28–30], would give a contribution to the E1 decay rate of relative order  $v^3$ , which is beyond our precision. Therefore, we will not include  $\mathcal{O}(\alpha_s^3)$  corrections in this part of our analysis.

The term  $\delta H$  contains relativistic corrections to the potential and to the kinetic energy. They can be organized as an expansion in the inverse of the heavy quark mass,  $m$ . At the order we are interested in, such an expansion includes all the  $1/m$  and  $1/m^2$  potentials and, at order  $1/m^3$ , the first relativistic correction to the kinetic energy:

$$\delta H = -\frac{\vec{\nabla}_r^2}{4m} - \frac{\vec{\nabla}_r^4}{4m^3} + \frac{V^{(1)}}{m} + \frac{V_{\text{SI}}^{(2)}}{m^2} + \frac{V_{\text{SD}}^{(2)}}{m^2}. \quad (19)$$

At order  $1/m^2$ , we have distinguished between spin-independent (SI) and spin-dependent (SD) terms:

$$V_{\text{SI}}^{(2)}(r) = V_r^{(2)}(r) + \frac{1}{2}\{V_{p^2}^{(2)}(r), -\vec{\nabla}_r^2\} + V_{L^2}^{(2)}(r)\vec{L}^2, \quad (20)$$

$$V_{\text{SD}}^{(2)}(r) = V_{LS}^{(2)}(r)\vec{L} \cdot \vec{S} + V_{S^2}^{(2)}(r)\vec{S}^2 + V_{S_{12}}^{(2)}(r)S_{12}, \quad (21)$$

where  $\vec{S} = \vec{S}_1 + \vec{S}_2 = (\vec{\sigma}_1 + \vec{\sigma}_2)/2$ ,  $\vec{L} = \vec{r} \times (-i\vec{\nabla}_r)$  and  $S_{12} = 3(\hat{r} \cdot \vec{\sigma}_1)(\hat{r} \cdot \vec{\sigma}_2) - \vec{\sigma}_1 \cdot \vec{\sigma}_2$ ;  $\{ , \}$  stands for the anticommutator. The above potentials read at leading (non-vanishing) order in perturbation theory (see, *e.g.*,

Ref. [12]):

$$\begin{aligned}
V^{(1)}(r) &= -\frac{2\alpha_s^2}{r^2}, & V_r^{(2)}(r) &= \frac{4\pi}{3}\alpha_s\delta^{(3)}(\vec{r}), \\
V_{p^2}^{(2)}(r) &= -\frac{4\alpha_s}{3r}, & V_{L^2}^{(2)}(r) &= \frac{2\alpha_s}{3r^3}, \\
V_{LS}^{(2)}(r) &= \frac{2\alpha_s}{r^3}, & V_{S^2}^{(2)}(r) &= \frac{16\pi\alpha_s}{9}\delta^{(3)}(\vec{r}), \\
V_{S_{12}}^{(2)}(r) &= \frac{\alpha_s}{3r^3}. & & (22)
\end{aligned}$$

All these potentials contribute through first order quantum mechanical perturbation theory at relative order  $v^2$  to the E1 width.

Using quantum-mechanical perturbation theory, we

compute the first and, for one term, the second order correction, induced by  $\delta V = (V_s - V_s^{(0)}) + \delta H$ , to the wave function  $\psi_{n\ell m}(\vec{r}) \equiv \langle \vec{r} | n\ell m \rangle$  of energy  $E_n$ . The second order correction to the wave function is only needed when the perturbation is given by the next-to-leading order (NLO) term in the static potential, *i.e.*, the one proportional to  $a_1(\nu, r)$ . The (normalized) corrections to the wave function are at first order

$$|n\ell m\rangle^{(1)} = \sum_{n' \neq n, \ell', m'} \frac{\langle n' \ell' m' | \delta V | n\ell m \rangle}{E_n - E_{n'}} |n' \ell' m'\rangle, \quad (23)$$

and at second order

$$\begin{aligned}
|n\ell m\rangle^{(2)} &= \sum_{k_1 \neq n, \ell_1, m_1} \left[ \sum_{k_2 \neq n, \ell_2, m_2} \frac{\langle k_1 \ell_1 m_1 | \delta V | k_2 \ell_2 m_2 \rangle \langle k_2 \ell_2 m_2 | \delta V | n\ell m \rangle}{(E_n - E_{k_1})(E_n - E_{k_2})} - \frac{\langle k_1 \ell_1 m_1 | \delta V | n\ell m \rangle \langle n\ell m | \delta V | n\ell m \rangle}{(E_n - E_{k_1})^2} \right] |k_1 \ell_1 m_1\rangle \\
&\quad - \frac{1}{2} \sum_{k_2 \neq n, \ell_2, m_2} \frac{|\langle k_2 \ell_2 m_2 | \delta V | n\ell m \rangle|^2}{(E_n - E_{k_2})^2} |n\ell m\rangle. \quad (24)
\end{aligned}$$

The operator  $\sum_{n' \neq n, \ell', m'} \frac{|n' \ell' m'\rangle \langle n' \ell' m'|}{E_n - E_{n'}}$  appearing in the Eqs. (23) and (24) can be rewritten as

$$\lim_{E \rightarrow E_n} \left( \sum_{n', \ell', m'} \frac{|n' \ell' m'\rangle \langle n' \ell' m'|}{E - E_{n'}} - \sum_{\ell', m'} \frac{|n\ell' m'\rangle \langle n\ell' m'|}{E - E_n} \right) \equiv \frac{1}{(E_n - H)',} \quad (25)$$

and it can thus be identified with the pole-subtracted Coulomb Green function. In coordinate space, it reads

$$G'_n(\vec{r}_1, \vec{r}_2) \equiv \langle \vec{r}_1 | \frac{1}{(E_n - H)'} | \vec{r}_2 \rangle = \lim_{E \rightarrow E_n} \left( G(\vec{r}_1, \vec{r}_2) - \sum_{\ell=0}^{n-1} \sum_{m=-\ell}^{\ell} \frac{\psi_{n\ell m}^*(\vec{r}_1) \psi_{n\ell m}(\vec{r}_2)}{E - E_n} \right), \quad (26)$$

where  $G(\vec{r}_1, \vec{r}_2)$  is the Coulomb Green function [31, 32]:

$$G(\vec{r}_1, \vec{r}_2) = -\sum_{\ell=0}^{\infty} \frac{2\ell+1}{4\pi} P_{\ell}(\hat{r}_1 \cdot \hat{r}_2) G_{\ell}(r_1, r_2), \quad \text{with} \quad G_{\ell}(r_1, r_2) = \sum_{\nu=\ell+1}^{\infty} \frac{m}{2} a^2 \left( \frac{\nu^4}{\lambda} \right) \frac{R_{\nu\ell}(\rho_{\lambda,1}) R_{\nu\ell}(\rho_{\lambda,2})}{\nu - \lambda}, \quad (27)$$

$E \equiv -4m\alpha_s^2/(9\lambda^2)$  and  $\rho_{\lambda,i} = 2r_i/(\lambda a)$ . In calculations it may be useful to set  $\lambda = n/\sqrt{1-\epsilon}$ , since in this way we have  $E = E_n(1-\epsilon)$  and  $E \rightarrow E_n$  for  $\epsilon \rightarrow 0$ . Therefore, the first order and second order corrections to the expectation values of an arbitrary operator  $O$  may be written as (note that, for the sake of simplicity, only initial state corrections are shown herein, but the same corrections affect also the final state):

$$\langle n' \ell' m' | O | n\ell m \rangle^{(1)} = \int d^3 r_1 d^3 r_2 \psi_{n' \ell' m'}^*(\vec{r}_2) O(\vec{r}_2) G'_n(\vec{r}_2, \vec{r}_1) \delta V(\vec{r}_1) \psi_{n\ell m}(\vec{r}_1), \quad (28)$$

$$\begin{aligned}
\langle n' \ell' m' | O | n\ell m \rangle^{(2)} &= \int d^3 r_1 d^3 r_2 d^3 r_3 \psi_{n' \ell' m'}^*(\vec{r}_3) O(\vec{r}_3) G'_n(\vec{r}_3, \vec{r}_2) \delta V(\vec{r}_2) G'_n(\vec{r}_2, \vec{r}_1) \delta V(\vec{r}_1) \psi_{n\ell m}(\vec{r}_1) \\
&\quad - \delta E_V^{(1)} \int d^3 r_1 d^3 r_2 d^3 r_3 \psi_{n' \ell' m'}^*(\vec{r}_3) O(\vec{r}_3) G'_n(\vec{r}_3, \vec{r}_2) G'_n(\vec{r}_2, \vec{r}_1) \delta V(\vec{r}_1) \psi_{n\ell m}(\vec{r}_1) \\
&\quad - \frac{1}{2} \int d^3 r \psi_{n' \ell' m'}^*(\vec{r}) O(\vec{r}) \psi_{n\ell m}(\vec{r}) \int d^3 r_1 d^3 r_2 d^3 r_3 \psi_{n\ell m}^*(\vec{r}_3) \delta V(\vec{r}_3) G'_n(\vec{r}_3, \vec{r}_2) G'_n(\vec{r}_2, \vec{r}_1) \delta V(\vec{r}_1) \psi_{n\ell m}(\vec{r}_1), \quad (29)
\end{aligned}$$

where  $\delta E_V^{(1)}$  is the first order correction to the energy:  $\delta E_V^{(1)} \equiv \int d^3 r \psi_{n\ell m}^*(\vec{r}) \delta V(\vec{r}) \psi_{n\ell m}(\vec{r})$ .

As a final remark we note that, although in (19) we have

included the center of mass kinetic energy,  $-\vec{\nabla}^2/4m$ , this

term does not contribute at our accuracy.<sup>3</sup> The reason is that, even if the center of mass kinetic energy scales like a term of relative order  $v^2$ , nevertheless, its contribution vanishes at first order in quantum mechanical perturbation theory, Eq. (23), as the states are eigenstates (in fact simple plane waves) of the center of mass momentum.

## 2. Corrections due to higher order Fock states

The LO correction to E1 transitions due to higher order Fock states comes from diagrams in which a heavy quark-antiquark color singlet state is coupled to a heavy quark-antiquark color octet state via emission and reabsorption of gluons whose energy and momentum are of order  $mv^2$  or  $\Lambda_{\text{QCD}}$ . The coupling of the color singlet field  $S$  with the color octet field  $O$  is encoded in the pNRQCD Lagrangian in a chromoelectric dipole interaction term:  $\int d^3r \text{Tr} \left\{ S^\dagger \vec{r} \cdot g \vec{E} O + \text{H.c.} \right\}$ . The relevant Feynman diagrams in pNRQCD are shown in Fig. 8 of Ref. [15]: they are diagrams corresponding to the normalization of the initial and final state wave functions, diagrams accounting for the corrections to the initial and final state wave functions due to the presence of octet states, and a diagram representing an electric dipole transition mediated by an intermediate octet state. According to the power counting of pNRQCD, those diagrams contribute to relative order  $\alpha_s v^2$  if the gluons carry an energy and a momentum of order  $mv^2$ . They contribute to relative order  $\Lambda_{\text{QCD}}^2/(mv)^2$  or  $\Lambda_{\text{QCD}}^3/(m^3v^4)$  if the gluons are non-perturbative and carry an energy and a momentum of order  $\Lambda_{\text{QCD}}$ . In the first case, their contribution is smaller than  $v^2$  by a factor  $\alpha_s$  and hence beyond our accuracy. In the second case, it is also smaller than  $v^2$  if  $mv^2 \gg \Lambda_{\text{QCD}}$ , which is what we have assumed. It should be remarked, however, that it suffices  $mv^2 \sim \Lambda_{\text{QCD}}$  for the non-perturbative contributions to be of the same relative order,  $v^2$ , as the ones coming from higher order potentials.

## C. Numerical analysis

We specify, first, the parameters that enter in the determination of the bottomonium E1 transition widths. We have

$$n_f = 3, \quad e_b = -\frac{1}{3}, \quad \alpha_{\text{em}} = \frac{e^2}{4\pi} \approx \frac{1}{137}, \quad (30)$$

where  $n_f$  is the number of massless flavors,<sup>4</sup>  $e_b$  is the electric charge of the bottom quark in units of the electron

Notation	$\eta_b(1S)$	$\Upsilon(1S)$	$h_b(1P)$	$\chi_{b0}(1P)$	$\chi_{b1}(1P)$	$\chi_{b2}(1P)$
$n^{2s+1}\ell_J$	$1^1S_0$	$1^3S_1$	$2^1P_1$	$2^3P_0$	$2^3P_1$	$2^3P_2$
Mass [6]	9.399	9.460	9.899	9.859	9.893	9.912

TABLE I. Masses in GeV of the bottomonium states involved in the electric dipole transitions considered in this work, from the PDG [6].

charge  $e$  and  $\alpha_{\text{em}}$  is the electromagnetic fine structure constant.

The masses of the initial and final quarkonium states are chosen to be the ones reported by the PDG [6], listed in Table I. The photon energies are determined by the kinematics of the two body decay, Eq. (7), and are given by

$$k_\gamma = \begin{cases} 391.1 \text{ MeV} & \text{for } \chi_{b0}(1P) \rightarrow \Upsilon(1S) + \gamma, \\ 423.0 \text{ MeV} & \text{for } \chi_{b1}(1P) \rightarrow \Upsilon(1S) + \gamma, \\ 441.6 \text{ MeV} & \text{for } \chi_{b2}(1P) \rightarrow \Upsilon(1S) + \gamma, \\ 488.3 \text{ MeV} & \text{for } h_b(1P) \rightarrow \eta_b(1S) + \gamma. \end{cases} \quad (31)$$

Our reference value for the strong coupling constant is  $\alpha_s^{(n_f=3)}(1 \text{ GeV}) = 0.480$ . We obtain this value by using the `RunDec` package [33] to run down from  $\alpha_s^{(n_f=5)}(M_Z = 91.19 \text{ GeV}) = 0.118$  at four-loop accuracy. We then run  $\alpha_s$  to the typical scales of the bound state.

We fix the bottom quark pole mass using the experimental mass of the  $\Upsilon(1S)$  state and the leading order binding energy. This means that if

$$M_{\text{exp.}}(\Upsilon(1S)) = 2m - \frac{4m\alpha_s^2}{9} + \mathcal{O}(\alpha_s^3), \quad (32)$$

the bottom mass is

$$m = \frac{M_{\text{exp.}}(\Upsilon(1S))}{2} \left( 1 + \frac{2\alpha_s^2}{9} + \mathcal{O}(\alpha_s^3) \right), \quad (33)$$

which is the expression that goes into the wave function. Higher order terms are beyond our accuracy. Indeed, even the  $\mathcal{O}(\alpha_s^2)$  term given above is beyond our accuracy if used for higher order corrections in the  $1/m$  expansion. For those corrections we set the bottom quark mass to be

$$m = \frac{M_{\text{exp.}}(\Upsilon(1S))}{2}. \quad (34)$$

### 1. $\chi_{bJ}(1P) \rightarrow \gamma\Upsilon(1S)$ with $J = 0, 1, 2$

We begin the numerical analysis of the electric dipole transitions  $\chi_{bJ}(1P) \rightarrow \gamma\Upsilon(1S)$ , with  $J = 0, 1, 2$ , focusing on the contributions that appear in Eq. (4) and come from higher order electromagnetic operators in the pNRQCD Lagrangian. As one can see in Fig. 2, the leading order decay width depends strongly on the renormalization scale  $\nu$ . This is due to the scale dependence of

<sup>3</sup> Potentials depending on the center of mass momentum contribute, instead, at relative order  $v^2$  to M1 transitions [14].

<sup>4</sup> At the typical momentum transfer inside the  $b\bar{b}$  system the charm quark decouples [17].

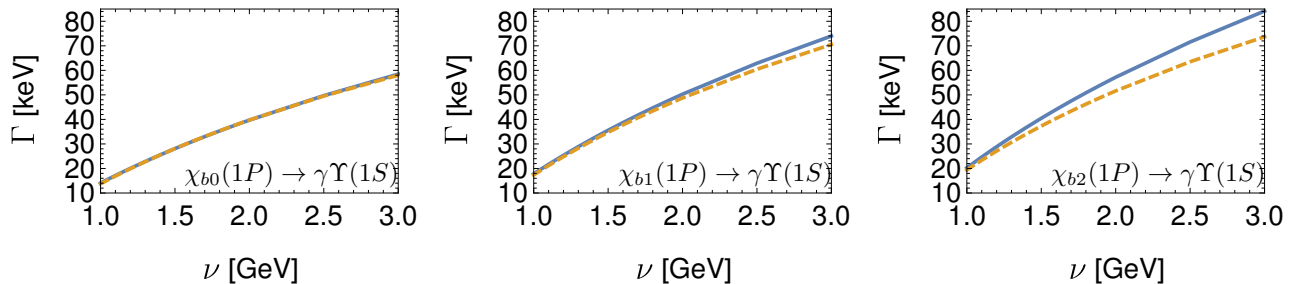


FIG. 2. For the electric dipole transitions  $\chi_{bJ}(1P) \rightarrow \gamma\Upsilon(1S)$ , with  $J = 0$  (left panel),  $J = 1$  (middle panel) and  $J = 2$  (right panel), we show the leading order decay rate (solid blue curve) and the decay rate obtained including the contributions in Eq. (4) that stem from higher order electromagnetic operators (dashed orange curve).

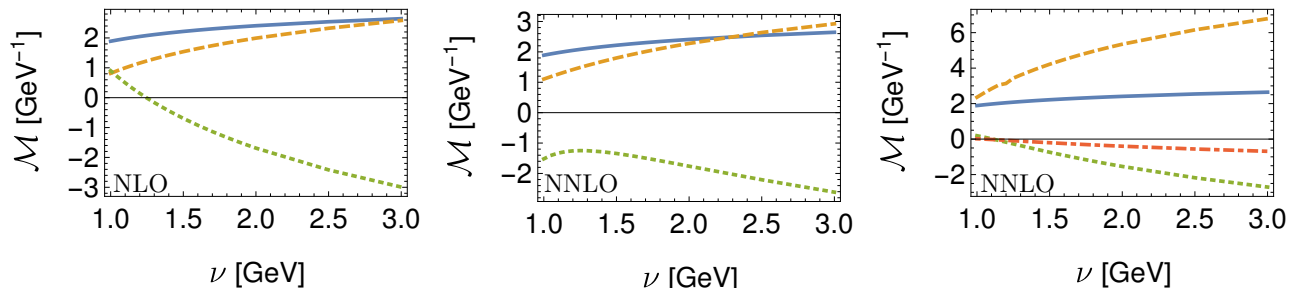


FIG. 3. Matrix elements of the one and two loop corrections to the static potential contributing to the decay width  $\chi_{bJ}(1P) \rightarrow \gamma\Upsilon(1S)$ . In all panels, the solid blue line indicates the LO (no loop corrections) matrix element, the dashed orange line indicates the initial state correction and the dotted green line indicates the final state correction. *Left panel:* First order correction to the decay width due to the NLO static potential (the term proportional to  $a_1(\nu, r)$ ). *Middle panel:* First order correction to the decay width due to the NNLO static potential (the term proportional to  $a_2(\nu, r)$ ). *Right panel:* Second order correction to the decay width due to the NLO static potential. The additional dot-dashed red line corresponds to a matrix element with a first order correction to both the initial and final states. The matrix elements do not depend on  $J$ .

the Bohr-like radius that enters the wave functions. The effects from higher order electromagnetic operators are small. The correction to the LO decay width is at most  $\approx 1\%$ ,  $\approx 2\%$  and  $\approx 5\%$  when the initial state is a  $\chi_{b0}$ ,  $\chi_{b1}$  and  $\chi_{b2}$ , respectively. This can be understood analyzing each contribution separately: The contributions almost cancel for  $J = 0$  but this is not the case for  $J = 1$  and  $J = 2$ .

The radiative corrections to the LO static potential (the terms in the sum of Eq. (16)) lead to first order and second order quantum-mechanical corrections to the decay widths. These terms are proportional to (soft) logs (like  $\ln^n(\nu r)$ ) and thus one expects a significant scale dependence of the resulting matrix elements. This is indeed the case as shown in Fig. 3.<sup>5</sup> The plotted matrix elements,  $\mathcal{M}$ , stand for the first order and second order corrections to the matrix elements of the specified poten-

tials, according to Eqs. (28) and (29). The left and middle panels refer to the first order initial and final wave function corrections coming from  $a_1(\nu, r)$  and  $a_2(\nu, r)$ , respectively. The right panel refers to the second order correction due to the  $a_1(\nu, r)$  term of the static potential. Among the features shown by the panels, the following are of particular interest: *(i)* The matrix elements clearly exceed the value of the LO one. To some extent, this is due to the factors stemming from the  $\beta$ -function in Eqs. (17) and (18) that are large. *(ii)* The matrix elements depend strongly on the scale  $\nu$ , especially for small  $\nu$ . A similar behavior shows up in some matrix elements contributing to the M1 transitions [23]. *(iii)* The zero crossing in some of the matrix elements comes from the logarithms in the Eqs. (17) and (18). The scale where this effect occurs is  $\nu \approx 1.2$  GeV. *(iv)* Initial and final state corrections partially cancel each other, order by order.

The corrections to the matrix element of the LO electric dipole operator (3), due to the relativistic corrections to the bottomonium wave functions discussed in Sec. IIB 1, are shown in Fig. 4. These corrections con-

<sup>5</sup> Since these are central potentials, the matrix elements do not depend on the spin  $s$  or the total angular momentum  $J$  and thus the result is the same for all  $P$ -wave to  $S$ -wave transitions.

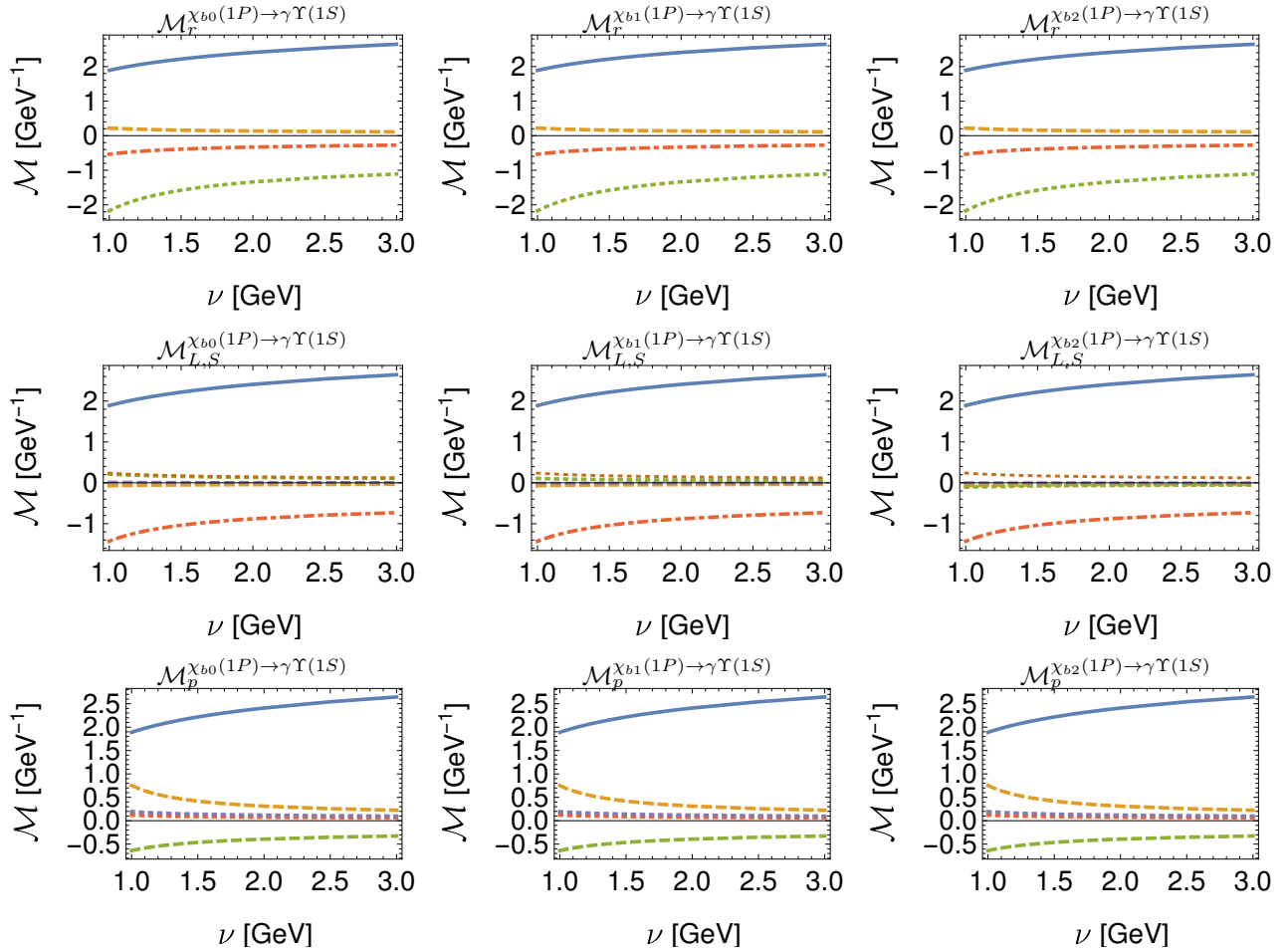


FIG. 4. For the electric dipole transitions  $\chi_{bJ}(1P) \rightarrow \gamma Y(1S)$ , with  $J = 0$  (first column),  $J = 1$  (second column) and  $J = 2$  (third column), we show the matrix elements contributing to the decay widths induced by the LO electric dipole operator (3) when the bottomonium wave functions include relativistic corrections due to higher order potentials and kinetic energy in the  $1/m$  expansion, see Sec. II B 1. *First row:* Matrix element at LO, *i.e.*, without relativistic corrections, (solid blue), and at NNLO: Including relativistic corrections due to the  $V^{(1)}$  potential (dashed orange and dotted green lines for initial and final state corrections, respectively) and due to the  $V_r^{(2)}$  potential (dot-dashed red line for final state correction). *Second row:* Matrix element at LO (solid blue), and at NNLO: Including relativistic corrections due to the  $V_{L^2}^{(2)}$  potential (dashed orange for initial state correction), due to the  $V_{LS}^{(2)}$  potential (dotted green for initial state correction), due to the  $V_{S^2}^{(2)}$  potential (dot-dashed red for final state correction), and due to the  $V_{S_{12}}^{(2)}$  potential (dashed violet and dotted brown for initial and final state corrections, respectively). *Third row:* Matrix element at LO (solid blue), and at NNLO: Including relativistic corrections due to the  $V_{p^2}^{(2)}$  potential (dashed orange and green for initial and final state corrections, respectively), and due to the kinetic energy term  $-\vec{\nabla}^4/4m^3$  (dotted red and violet for initial and final state corrections, respectively).

tribute to the term  $R_{21}^{S=1}(J)$  in Eq. (4). As one can see, most of the contributions are small, except for the final state correction induced by  $V^{(1)}$  and the correction due to  $V_{S^2}$ . The overall dependence on the scale  $\nu$  is weak in all cases but a slight trend towards larger values by decreasing scale can be observed.

We sum the matrix elements that include radiative corrections to the static potential (see Fig. 3) and higher order relativistic corrections to the potential and kinetic energy (see Fig. 4) at each order and the result is shown

in Fig. 5, first row. The corresponding decay widths are displayed in the second row. From both plot sequences we can see that each LO, NLO and NNLO contribution depends strongly on the renormalization scale and also that subleading contributions may be of similar size to the leading one. Moreover, the overall impact of the corrections decreases with increasing total angular momentum: For  $J = 0$  the NLO+NNLO curves exceed for some  $\nu$  the LO curve, for  $J = 1$  they touch each other and for  $J = 2$  they stay slightly below. The kink, visible in



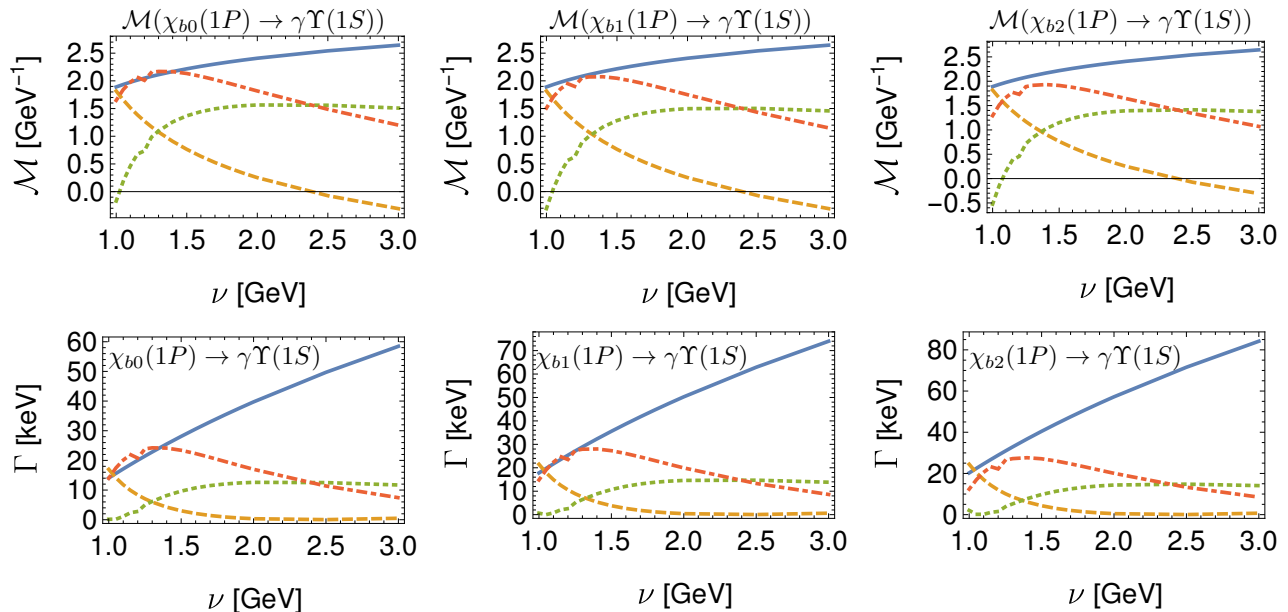


FIG. 5. Sums of the matrix elements shown in Figs. 3 and 4, and decay widths at different orders for the E1 transitions  $\chi_{bJ}(1P) \rightarrow \gamma\Upsilon(1S)$ . The three panels in each row refer to the three cases  $J = 0, 1, 2$ , respectively. *First row*: Sum of the matrix elements at (not up to) LO (solid blue), NLO (dashed orange), NNLO (dotted green) and NLO+NNLO (dot-dashed red). *Second row*: Decay widths at (not up to) LO (solid blue), NLO (dashed orange), NNLO (dotted green) and NLO+NNLO (dot-dashed red).

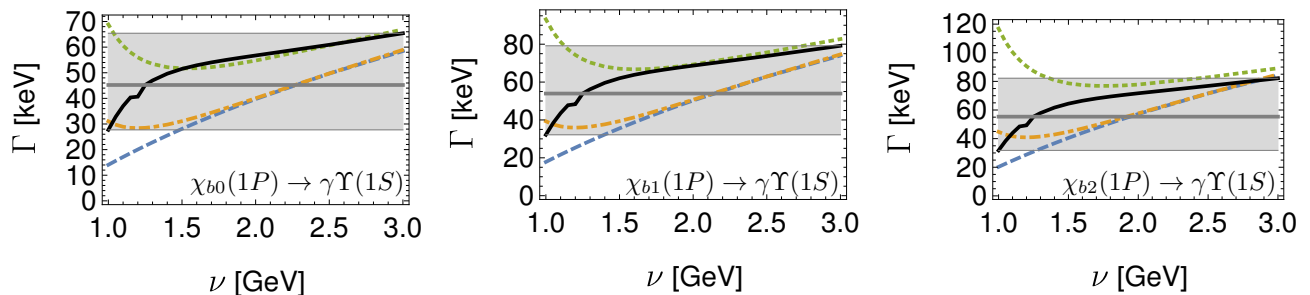


FIG. 6. Decay widths of the electric dipole transitions  $\chi_{bJ}(1P) \rightarrow \gamma\Upsilon(1S)$ . The three panels refer to the three cases  $J = 0, 1, 2$ , respectively. In each panel, the dashed blue curve is the LO decay width, the dot-dashed orange one incorporates LO + NLO corrections and the solid black curve incorporates LO + NLO + NNLO corrections coming from higher order electromagnetic operators, radiative corrections to the static potential and higher order relativistic corrections to the potential and the kinetic energy. The dotted green curve is similar to the black one but it omits all corrections to the decay width due to radiative corrections of the static potential (one and two loops). We take our central value at  $\nu = 1.25$  GeV, whereas the gray band indicates the associated uncertainty. The scale setting and the uncertainty estimate are explained in the text.

the NNLO matrix element (and subsequently also in the NLO+NNLO matrix element) at about 1.2 GeV, can be traced back either to the zero crossing or to the maximum in the matrix elements of Fig. 3. Also the NLO and NNLO matrix element sums show a zero crossing, and the combined NLO+NNLO matrix element has a clear maximum. The zero crossings yield vanishing contribution to the respective decay widths, as visible in the second row.

The results that follow from summing up all previ-

ous corrections, *i.e.*, those that contribute to the term  $R_{21}^{S=1}(J)$  in (4) (we recall that these are radiative corrections to the static potential, due to the one and two loop corrections in (16), and higher order relativistic corrections to the potential and the kinetic energy, due to (19); their combined effect to the E1 transition width is shown in Fig. 5) and those that contribute to the terms other than  $R_{21}^{S=1}(J)$  in (4) (these are due to higher order electromagnetic operators in the pNRQCD Lagrangian (3); their effect to the E1 transition width is shown in

Fig. 2), are shown in Fig. 6. The renormalization scale dependence of the decay widths is reduced as the NLO and NNLO corrections are included. For instance, varying the renormalization scale from 1 GeV to 3 GeV for the  $J = 1$  case, the LO spans over the range (17-74) keV, incorporating the NLO contribution shrinks the range to (35-75) keV, and adding the NNLO corrections results in a range of (32-79) keV. Although a slight shift towards higher upper bounds is noticeable, the whole range and thus the overall scale dependence somewhat decreases from the LO.

Another feature of the panels in Fig. 6 is that by setting the terms proportional to  $a_1(\nu, r)$  and  $a_2(\nu, r)$  to zero, the decay width exhibits a different  $\nu$ -dependence in the low  $\nu$  region (dotted green curve). This suggests that the terms proportional to the logs in Eqs. (17) and (18) give rise to non-negligible contributions, whose dependence on the renormalization scale needs to be treated carefully, as we shall see in the next section.

The convergence of the perturbative series is poor. This can be seen by looking at the difference between the LO and NLO, and between the NLO and NNLO results. Also the strong scale dependence in the range  $1 \text{ GeV} \leq \nu \leq 3 \text{ GeV}$  is a consequence of having large higher order corrections. As a consequence, it is difficult (if not impossible) to get a reliable result using fixed order perturbation theory. Nevertheless, in the following we will produce a first rough determination of the  $1P$  bottomonium dipole electric transitions, with a large error reflecting the large uncertainty. We will overcome this difficulty and provide a reliable determination with a small uncertainty in the next section.

We choose to set the central value of the decay widths at the renormalization scale that self-consistently solves the Bohr-like radius equation:

$$\frac{1}{a} = \frac{2m\alpha_s(1/a)}{3}. \quad (35)$$

This scale is  $\nu = 1/a = 1.25 \text{ GeV}$ .<sup>6</sup>

We estimate the uncertainty associated to the central value in a twofold way: (i) First, we vary the renormalization scale from 1 GeV to 3 GeV, which is a conservative interval including the lowest scale where perturbation theory may be still applicable and more than twice the inverse of the Bohr radius. (ii) Second, we estimate the uncertainty associated with truncating the perturbative series at NNLO and the fact that the series is poorly converging by taking one half of the maximum difference between the LO and the NNLO decay width. For the final error we choose the largest of these two values, which is indicated in the plots by a gray band. Further sources

<sup>6</sup> This is the typical momentum transfer inside  $n = 1$  bottomonia and the largest, most relevant, scale in the E1 matrix elements. In particular, it is larger than the typical momentum transfer inside  $n = 2$  bottomonia. The possibility for a renormalization scale as low as 1 GeV is accounted for in the uncertainties.

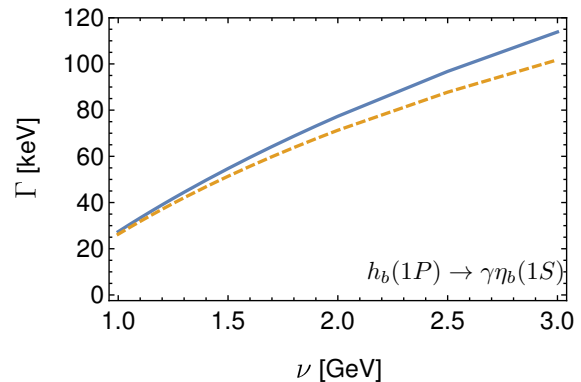


FIG. 7. For the electric dipole transition  $h_b(1P) \rightarrow \gamma\eta_b(1S)$ , we show the decay rate at leading order (solid blue curve) and including the contributions in Eq. (5) that stem from higher order electromagnetic operators (dashed orange curve).

of uncertainties are given by the input parameters, these being the masses of initial and final states, and the value of  $\alpha_s$ . If we assume that these quantities are accurate within  $\lesssim (1-3)\%$ , their uncertainty is largely inside the final error.

Hence, a fixed order determination at NNLO gives for the E1 transition widths of the  $\chi_{bJ}(1P)$ :

$$\Gamma(\chi_{b0}(1P) \rightarrow \gamma\Upsilon(1S)) = 45_{-18}^{+20} \text{ keV}, \quad (36)$$

$$\Gamma(\chi_{b1}(1P) \rightarrow \gamma\Upsilon(1S)) = 54_{-22}^{+25} \text{ keV}, \quad (37)$$

$$\Gamma(\chi_{b2}(1P) \rightarrow \gamma\Upsilon(1S)) = 55_{-24}^{+27} \text{ keV}. \quad (38)$$

As anticipated, the errors are large, reflecting the poor convergence of the perturbative series. In Sec. III, we will see how resumming the known terms of the perturbative expansion of the static potential into the wave functions will enormously improve the above determinations providing convergent expansions with tiny theoretical uncertainties.

## 2. $h_b(1P) \rightarrow \gamma\eta_b(1S)$

We apply now the former analysis to the electric dipole transition  $h_b(1P) \rightarrow \gamma\eta_b(1S)$ . Figure 7 shows the LO decay rate and its correction due to higher order electromagnetic operators in the pNRQCD Lagrangian. In comparison with the  $\chi_{bJ}$  radiative transitions, the LO transition width and the correction induced by higher order operators are larger in this case. This is because the photon energy,  $k_\gamma$ , is larger for increasing  $J$  in the  $\chi_{bJ}(1P) \rightarrow \gamma\Upsilon(1S)$  transitions and even larger in the  $h_b(1P) \rightarrow \gamma\eta_b(1S)$  transition, see Eq. (31). The fact that the photon energy enters with the third power in the expression of the decay width explains then the overall increasing effect. The correction due to higher order operators is about 10%.

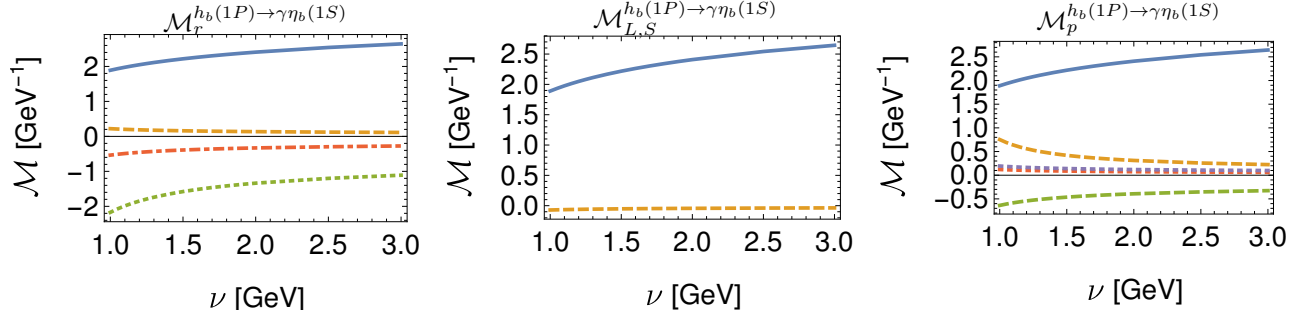


FIG. 8. For the electric dipole transition  $h_b(1P) \rightarrow \gamma\eta_b(1S)$ , we show the matrix elements contributing to the decay width induced by the LO electric dipole operator (3) when the bottomonium wave functions include relativistic corrections due to higher order potentials and kinetic energy in the  $1/m$  expansion, see Sec. II B 1. *Left panel:* Matrix elements at LO (solid blue), and at NNLO: including relativistic corrections due to the  $V^{(1)}$  potential (dashed orange and dotted green lines for initial and final state corrections, respectively) and due to the  $V_r^{(2)}$  potential (dot-dashed red line for final state correction). *Middle Panel:* Matrix element at LO (solid blue), and at NNLO including relativistic corrections due to the  $V_{LS}^{(2)}$  potential (dashed orange for initial state correction). *Right panel:* Matrix element at LO (solid blue), and at NNLO: including relativistic corrections due to the  $V_p^{(2)}$  potential (dashed orange and green for initial and final state corrections, respectively), and due to the kinetic energy term  $-\vec{\nabla}^4/4m^3$  (dotted red and violet for initial and final state corrections, respectively).

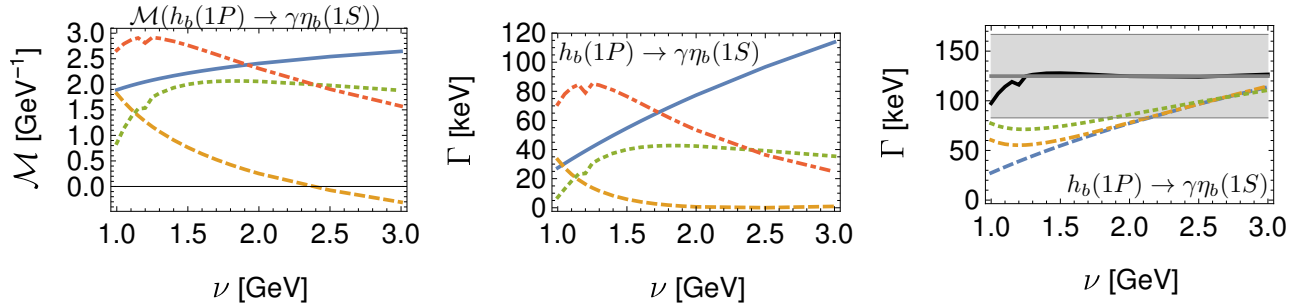


FIG. 9. Sum of the matrix elements shown in Figs. 3 and 8, and decay width at different orders; also final decay width according to Eq. (5), for the E1 transition  $h_b(1P) \rightarrow \gamma\eta_b(1S)$ . *Left panel:* Sum of the matrix elements at (not up to) LO (solid blue), NLO (dashed orange), NNLO (dotted green) and NLO+NNLO (dot-dashed red). *Middle panel:* Decay width at (not up to) LO (solid blue), NLO (dashed orange), NNLO (dotted green) and NLO+NNLO (dot-dashed red). *Right panel:* Description as in Fig. 6.

The corrections to the decay width due to the radiative corrections to the static potential (16) are the same as the ones shown in Fig. 3. As already mentioned, this is so because none of these potentials depends on either the spin  $s$  or the total angular momentum  $J$ .

Figure 8 shows the corrections to the matrix element of the LO electric dipole operator (3), due to the relativistic corrections to the bottomonium wave functions discussed in Sec. II B 1. These corrections contribute to the term  $R_{21}^{S=0}$  in Eq. (5). Since the initial and final states in the transition are now spin-singlet states, corrections to the wave functions due to the spin-orbit, spin-spin, and tensor potentials are absent. This has a major impact on the total NNLO matrix element because the correction induced by the  $V_{S^2}^{(2)}$  potential is zero now, whereas in the  $\chi_{bJ}$  case it is large (and negative) especially in the low  $\nu$

region.

The left (middle) panel of Fig. 9 shows for each order the sum of all matrix elements (decay widths) including radiative corrections to the static potential (see Fig. 3) and higher order relativistic corrections to the potential and kinetic energy (see Fig. 8). The kink, visible in the NNLO and thus in the NLO+NNLO matrix elements at about 1.2 GeV, can be traced back to the zero crossing or maximum in the matrix elements that account for the radiative corrections to the static potential. The absence of several negative contributions at NNLO yields a stronger dependence on the scale  $\nu$  for values  $\nu \lesssim 1.5$  GeV than in the  $\chi_{bJ}$  case. In this region of  $\nu$ , the NLO+NNLO matrix element and the subsequent decay width clearly exceed the leading order ones.

The result that follows from summing up all previ-

ous corrections, *i.e.*, those that contribute to the term  $R_{21}^{S=0}$  in (5), shown in the first two panels of Fig. 9, and those that contribute to the terms other than  $R_{21}^{S=0}$  in (5), shown in Fig. 7, is shown in the right panel of Fig. 9. The renormalization scale dependence of the decay width is reduced when the NLO and NNLO corrections are included: by varying the renormalization scale from 1 GeV to 3 GeV the LO decay width spans over the range (27-114) keV, incorporating the NLO contribution shrinks the range to (64-115) keV, and incorporating the NNLO correction shrinks further the range to (97-127) keV. This comes at the cost of an even worse convergence pattern of the perturbative series than in the  $\chi_{bJ}$  case. We observe again a slight shift towards higher upper bounds, but the whole range and thus the overall scale dependence decreases.

Omitting the corrections to the decay width induced by the radiative corrections to the static potential results in a curve (green-dotted curve in the right panel of Fig. 9) that is quite close to the LO one at large values of  $\nu$  and whose  $\nu$ -scale dependence is weaker than the complete result at low values of  $\nu$ . This is in contrast with the effect observed for the  $\chi_{bJ}$  states, but understandable since several additional contributions appear in the  $\chi_{bJ}$  case that are not present here.

We choose to set the central value of the decay width at  $\nu = 1.25$  GeV, following the same prescription discussed for the  $\chi_{bJ}$  case. The main differences in comparison to the  $\chi_{bJ}$  transition width curves in Fig. 6 are the overall weaker scale dependence, the worse convergence of the perturbative series, and the shape of the curve for large values of the renormalization scale  $\nu$ . Assigning the error to the transition width as in the  $\chi_{bJ} \rightarrow \gamma\Upsilon(1S)$  case discussed above, a fixed order determination at NNLO gives for the E1 transition width of the  $h_b$ :

$$\Gamma(h_b(1P) \rightarrow \gamma\eta_b(1S)) = 124_{-42}^{+42} \text{ keV}. \quad (39)$$

In the following Sec. III, we will see how to improve also this determination by resumming the known terms of the perturbative expansion of the static potential into the wave function.

### III. NUMERICAL ANALYSIS IN PNRQCD AT WEAK COUPLING WITH RESUMMATION OF THE STATIC POTENTIAL

#### A. Log resummation and renormalon subtraction

We have seen in the previous section that the electric dipole transitions from the lowest-lying  $P$ -wave bottomonium states are not reliably described by fixed order calculations. The reason is that, even if these states are weakly coupled and the potential computable in perturbation theory, considering them at LO as Coulombic bound states is inadequate. Indeed, expanding around the Coulomb potential,  $V_s^{(0)}$ , has led to a poor convergence of the perturbative series, resulting in a strong de-

pendence on the renormalization scale and large theoretical uncertainties.

We deal with this problem by rearranging the perturbative expansion in pNRQCD in such a way that the static potential is exactly included in the LO Hamiltonian. One motivation for this reorganization of the perturbative series is the observation, originating from Ref. [34] (for more recent studies see, for instance, [35]), that, when comparing the static potential with lattice perturbation theory at short distances, the inclusion of higher order corrections is necessary to get a good agreement. An accurate treatment of the potential is particularly important for those observables, like the electric dipole transition widths, that are sensitive to the precise form of the wave function.

The new expansion scheme was applied in Ref. [22] to study electromagnetic decays of heavy quarkonium, and in Ref. [23] to compute magnetic dipole transitions between low-lying heavy quarkonia. The effect of the new rearrangement was found to be large. In particular, the exact treatment of the soft logarithms of the static potential made the renormalization scale dependence much weaker. We proceed herein to apply the same scheme to the electric dipole transitions under study. Like in the magnetic dipole transition computation performed in Ref. [23], an improvement in the convergence of the perturbative expansion is expected. The perturbative expansion will consist of just two terms: A leading order term, incorporating exactly the static potential, and a term incorporating the remaining corrections coming from higher order electromagnetic operators, and higher order relativistic corrections to the wave functions.

We follow the same setup of Ref. [23]. The leading order Hamiltonian reads now:

$$H_{\text{exact } V_s}^{(0)} = -\frac{\vec{\nabla}^2}{m} + V_s(r), \quad (40)$$

where the static potential is ideally summed to all orders in perturbation theory. In practice, it is only known up to order  $\alpha_s^4$ , hence we take<sup>7</sup>

$$V_s(\nu_{\text{us}}, r) = V_s^{(0)}(r) \left[ 1 + \sum_{k=1}^3 \left( \frac{\alpha_s}{4\pi} \right)^k a_k(\nu, \nu_{\text{us}}, r) \right]. \quad (41)$$

The analytical expressions of  $a_1(\nu, r)$  and  $a_2(\nu, r)$  have been given in Eqs. (17) and (18), respectively. The term

<sup>7</sup> To keep the notation simple, we will not explicitly write the dependence on the scale for quantities where this is due only to the truncation of the perturbative expansion.

$a_3(\nu, \nu_{\text{us}}, r)$  is known from Refs. [29, 30]:

$$\begin{aligned} a_3(\nu, \nu_{\text{us}}, r) &= a_3 + a_1 \beta_0^2 \pi^2 + \frac{5\pi^2}{6} \beta_0 \beta_1 + 16\zeta_3 \beta_0^3 \\ &+ \left( 2\pi^2 \beta_0^3 + 6a_2 \beta_0 + 4a_1 \beta_1 + 2\beta_2 + 144\pi^2 \right) \ln(\nu e^{\gamma_E} r) \\ &+ \left( 12a_1 \beta_0^2 + 10\beta_0 \beta_1 \right) \ln^2(\nu e^{\gamma_E} r) + 8\beta_0^3 \ln^3(\nu e^{\gamma_E} r) \\ &+ \delta a_3^{\text{us}}(\nu, \nu_{\text{us}}), \end{aligned} \quad (42)$$

where  $\beta_2 = 2857/2 - 5033n_f/18 + 325n_f^2/54$ ,  $a_3$  may be read from the original literature or, for instance, from [32], and  $\delta a_3^{\text{us}}(\nu, \nu_{\text{us}})$ , encoding the subtraction of ultrasoft corrections from the static potential, is taken [28]

$$\delta a_3^{\text{us}}(\nu, \nu_{\text{us}}) = 144\pi^2 \ln\left(\frac{\nu_{\text{us}}}{\nu}\right). \quad (43)$$

Ultrasoft corrections to the static potential are due to gluons carrying energy and momentum of order  $\alpha_s/r$ ; the scale  $\nu_{\text{us}}$  is the factorization scale separating the ultrasoft energy and momentum region from higher ones. We will not resum here ultrasoft logs, like the one appearing in (43), although the result is known at leading [36] and

next-to-leading accuracy [37]. The reason is that their numerical effect is small with respect to other sources of error.

The perturbative expansion (41) does not converge due to factorially growing terms that, once Borel resummed, give rise to singularities in the Borel plane, known as renormalons. The leading order renormalon affecting the static potential,  $V_s$ , cancels against twice the pole mass  $m$  [38–40]. To make this cancellation explicit one adds/subtracts the same renormalon contribution from twice the pole mass/the static potential ensuring that both are expressed in series of  $\alpha_s$  to the same power and at the same scale, *e.g.*,  $\nu$ :

$$\begin{aligned} m &= m_X + \delta m_X, \\ V_s(r) &= V_{s,X}(r) - 2\delta m_X, \end{aligned} \quad (44)$$

where  $\delta m_X = \nu_f \sum_{k=0}^3 \delta m_X^{(k)} \left(\frac{\nu_f}{\nu}\right) \alpha_s^{k+1}(\nu)$  encodes the pole mass renormalon contribution,  $\nu_f$  is the renormalon factorization scale and  $X$  stands for the chosen renormalon subtraction scheme. For the renormalon subtraction scheme we use here the RS' scheme [21],<sup>8</sup> which amounts at choosing

$$\delta m_{\text{RS}'}^{(0)} = 0, \quad \delta m_{\text{RS}'}^{(1)} \left(\frac{\nu_f}{\nu}\right) = N_m \frac{\beta_0}{2\pi} S(1, b), \quad (45)$$

$$\delta m_{\text{RS}'}^{(2)} \left(\frac{\nu_f}{\nu}\right) = N_m \left(\frac{\beta_0}{2\pi}\right) \left[ S(1, b) \frac{2d_0(\nu, \nu_f)}{\pi} + \left(\frac{\beta_0}{2\pi}\right) S(2, b) \right], \quad (46)$$

$$\delta m_{\text{RS}'}^{(3)} \left(\frac{\nu_f}{\nu}\right) = N_m \left(\frac{\beta_0}{2\pi}\right) \left[ S(1, b) \frac{3d_0^2(\nu, \nu_f) + 2d_1(\nu, \nu_f)}{\pi^2} + \left(\frac{\beta_0}{2\pi}\right) S(2, b) \frac{3d_0(\nu, \nu_f)}{\pi} + \left(\frac{\beta_0}{2\pi}\right)^2 S(3, b) \right], \quad (47)$$

where

$$S(n, b) = \sum_{k=0}^2 c_k \frac{\Gamma(n+1+b-k)}{\Gamma(1+b-k)}, \quad d_k(\nu, \nu_f) = \frac{\beta_k}{2^{1+2k}} \ln\left(\frac{\nu}{\nu_f}\right), \quad (48)$$

with  $b = \beta_1/(2\beta_0^2)$  and

$$c_0 = 1, \quad c_1 = \frac{\beta_1^2 - \beta_0 \beta_2}{4\beta_0^4 b}, \quad c_2 = \frac{\beta_1^4 + 4\beta_0^3 \beta_1 \beta_2 - 2\beta_0 \beta_1^2 \beta_2 + \beta_0^2 (-2\beta_1^3 + \beta_2^2) - 2\beta_0^4 \beta_3}{32\beta_0^8 b(b-1)}. \quad (49)$$

The mass that we are using for the bottom quark is  $m_{b,\text{RS}'}(\nu_f = 1.0 \text{ GeV}) = 4.859 \text{ GeV}$ . It can be translated into the  $\overline{\text{MS}}$ -mass:  $m_b(m_b) = 4.19 \text{ GeV}$  [41]. Our reference value for  $N_m$  is  $N_m = 0.574974$  (for three light

flavors) from Ref. [21].<sup>9</sup> As in the previous section, our reference value for  $\alpha_s$  is  $\alpha_s^{(n_f=3)}(1 \text{ GeV}) = 0.480$ , and, like there, the running is implemented with four-loop ac-

<sup>8</sup> We have checked against the RS [21] and the potential subtracted (PS) [40] schemes that the LO matrix element depends only mildly on the adopted renormalon subtraction scheme.

<sup>9</sup> In the literature, there is an updated value,  $N_m = 0.563126$ , from Ref. [42], as well as other recent determinations, like  $N_m = 0.535 \pm 0.010$  from Ref. [43]. Since we have verified that these different determinations vary our results well inside the final errors, we will neglect in the following the uncertainty of  $N_m$ .

curacy. We set  $\nu_{\text{us}} = \nu_f$ . This choice is motivated by the fact that  $\nu_{\text{us}}$  has to be smaller than the typical momentum transfer scale, i.e.,  $\nu_{\text{us}} < p \sim 1/a = 1.25$  GeV on the one hand, and  $\nu_{\text{us}}$  has to be larger than the scale where perturbation theory breaks down, say 0.7 GeV. Varying  $\nu_{\text{us}}$  from 0.7 GeV to 1.25 GeV induces a change from +4% to -2% in the coefficient  $\delta a_3^{\text{us}}(\nu, \nu_{\text{us}})$ . The numerical impact of this change in the three loop coefficient of the static potential is negligible with respect to the depen-

dence on the scale  $\nu$ . This is not surprising as ultrasoft corrections are beyond the accuracy of the present study.

In the short range, it is possible to further improve the static potential by resumming potentially large logs of the type  $\ln(\nu r)$  by setting the scale  $\nu = 1/r$  and yet achieve renormalon cancellation order by order in  $\alpha_s(1/r)$  (see [34]). Following [23], we finally define our renormalon subtracted static potential in the RS' scheme as

$$V_{s,\text{RS}'}(\nu, \nu_f, \nu_r, r) = \begin{cases} V_s + 2\delta m_{\text{RS}'}|_{\nu=1/r} \equiv \sum_{k=0}^3 V_{s,\text{RS}'}^{(k)} \alpha_s^{k+1}(1/r) & \text{if } r < \nu_r^{-1}, \\ V_s + 2\delta m_{\text{RS}'}|_{\nu=\nu} \equiv \sum_{k=0}^3 V_{s,\text{RS}'}^{(k)} \alpha_s^{k+1}(\nu) & \text{if } r > \nu_r^{-1}. \end{cases} \quad (50)$$

The scale  $\nu_r$  separates short distances, where logs are resummed in the coupling ( $r < 1/\nu_r$ ), from long distances, where the coupling is evaluated at the fixed scale  $\nu$  ( $r > 1/\nu_r$ ). If  $\nu_r = \infty$ , this is equivalent to compute with a fixed scale over all distances; if  $\nu_r = 0$ , this is equivalent to compute the coupling at  $1/r$  over the full distance range.

The renormalon factorization scale,  $\nu_f$ , must be chosen low enough that the subtracted mass,  $\delta m_{\text{RS}'}$ , does not jeopardize the power counting, i.e.,  $\delta m_{\text{RS}'}$  must be of order  $m\nu^2$  or smaller, but also large enough that  $\delta m_{\text{RS}'}$  encompasses the renormalon, i.e., the renormalon subtracted series converges, and perturbation theory holds. In our analysis, we observe that we can use the rather low value  $\nu_f = 1.0$  GeV and yet achieve renormalon cancellation. Other choices of  $\nu_f$  are possible, but, given the above constraints, the allowed range of variation for  $\nu_f$  is even more restricted than for  $\nu_{\text{us}}$ . In Refs. [20, 23] the effect of taking  $\nu_f = 0.7$  GeV has been considered. The impact on the bottomonium mass is at most 1%. We consider this to be a reasonable upper limit also for the transition widths. The uncertainty coming from the scale  $\nu_f$  (as well as the one from the scale  $\nu_{\text{us}}$  considered before) is, therefore, negligible with respect to the one coming from the scale  $\nu$ , which is, on the overall, the largest theoretical uncertainty in our computation.

We can look at the effects on the leading order transition width, i.e., the matrix element of the leading order E1 operator (3), when incorporating the static potential (50) at different perturbative orders into the exact solution of the Schrödinger equation. Differently from the previous section, now the Schrödinger equation with the potential (50) can be solved, beyond LO, only numerically. We provide some details on the numerical solution of the Schrödinger equation in Appendix A.

Let us consider, as an example, the transition  $\chi_{b1}(1P) \rightarrow \gamma\Upsilon(1S)$ ; the other transitions at leading order follow from this one just by rescaling all the curves

by the constant factor  $(k_\gamma/423 \text{ MeV})^3$ , which corrects for the photon energy. The left panel of Fig. 10 shows the leading order transition rate when the coupling in the static potential is computed at the fixed scale  $\nu$ , corresponding to the case  $\nu_r = \infty$  in Eq. (50). Solving the Schrödinger equation with only the Coulomb-like term in the static potential gives back the same LO result as in Sec. II. This decay rate (solid blue curve) depends strongly on the renormalization scale: It ranges from 18 keV to 72 keV when running  $\nu$  from 1 GeV to 3 GeV. However, the  $\nu$ -scale dependence becomes mild as NLO (dashed orange curve), NNLO (dot-dashed green curve) and NNNLO (dotted red curve) radiative corrections to the static potential are added to the Schrödinger equation. Indeed, the decay rate changes only of about 4 keV over the considered  $\nu$ -range, when the three loop static potential is considered. Moreover, the convergence of the perturbative series has improved with respect to the fixed order case. Convergence tends to worsen only for low  $\nu$ .

The right panel of Fig. 10 shows the same quantity when the coupling in the static potential is computed at the scale  $1/r$  for  $r < 1.0 \text{ GeV}^{-1}$  and at the scale  $\nu$  for  $r > 1.0 \text{ GeV}^{-1}$ , corresponding to the case  $\nu_r = 1.0$  GeV in Eq. (50). The perturbative series appears to converge over the whole range  $1 \text{ GeV} \leq \nu \leq 3 \text{ GeV}$ , and in particular for low  $\nu$ . As for the curves in the left panel, also for the curves shown in the right panel the dependence on the renormalization scale becomes mild with increasing order: At NNNLO the decay rate changes by less than 8 keV when  $\nu$  goes from 1 to 3 GeV, which is slightly more than for the corresponding NNNLO decay rate in the left panel.

## B. Numerical analysis

We are now in the position to discuss the final determinations of the electric dipole transitions  $\chi_{bJ}(1P) \rightarrow$

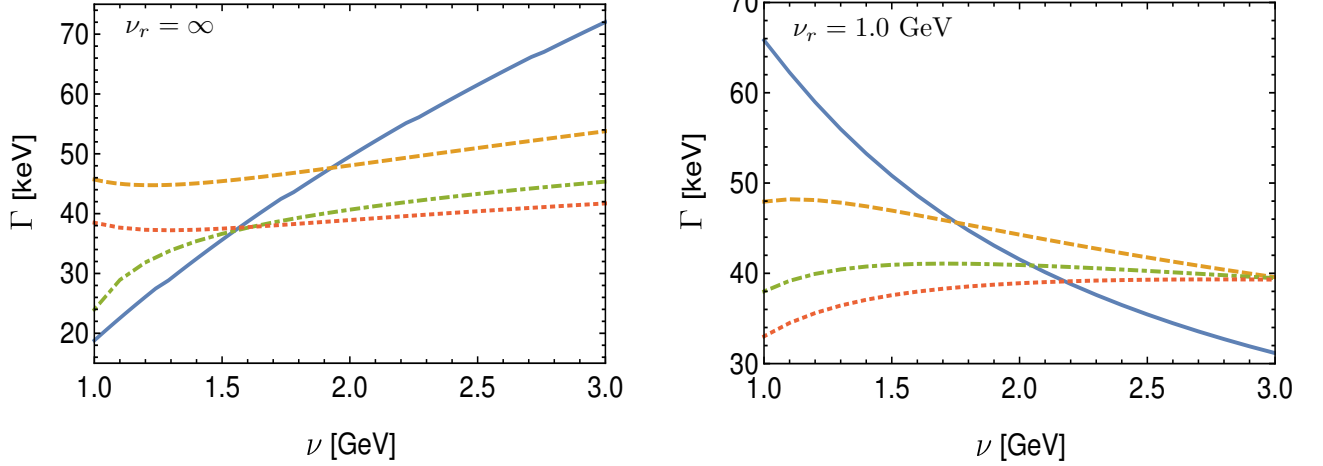


FIG. 10. Leading order decay rate of the electric dipole transition  $\chi_{b1} \rightarrow \gamma Y(1S)$ . The renormalon subtracted static potential is included at different orders in the Schrödinger equation, which is solved exactly by numerical methods: LO Coulomb-like potential (solid blue), potential up to NLO (dashed orange), potential up to NNLO (dot-dashed green) and potential up to NNNLO (dotted red). The left panel shows the case where the coupling in the static potential is computed at the fixed scale  $\nu$  (case  $\nu_r = \infty$  in Eq. (50)), while the right panel shows the case where the coupling in the static potential is computed at the scale  $1/r$  at short distances (case  $\nu_r = 1.0$  GeV in Eq. (50)).

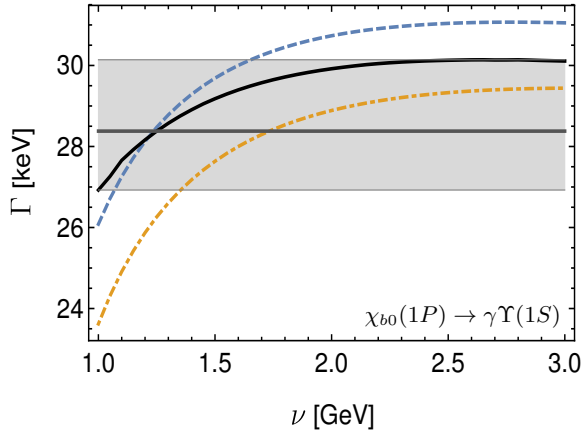


FIG. 11. Decay width, according to Eq. (4), for the transition  $\chi_{b0}(1P) \rightarrow \gamma Y(1S)$  in the scheme discussed in the text. The dashed blue curve is the leading order decay rate, the dot-dashed orange curve includes contributions stemming from higher order electromagnetic operators in the pNRQCD Lagrangian and the solid black curve is the final result including both contributions from higher order electromagnetic operators and relativistic corrections to the wave functions of the initial and final states. We take our final value at  $\nu = 1.25$  GeV and the gray band indicates the associated uncertainty.

$\gamma Y(1S)$  with  $J = 0, 1, 2$  and  $h_b(1P) \rightarrow \gamma \eta_b(1S)$ . We use wave functions obtained from the solution of the Schrödinger equation with the full static potential (50). The static potential is taken at three loops, Eq. (41), including ultrasoft effects. The leading order renormalon

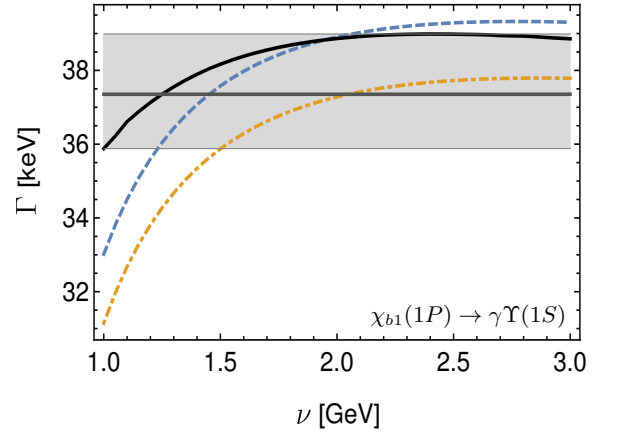


FIG. 12. Decay width, according to Eq. (4), for the transition  $\chi_{b1}(1P) \rightarrow \gamma Y(1S)$ . Description is as in Fig. 11.

is subtracted according to the  $RS'$  scheme defined in Eqs. (45)-(49). The relevant factorization scales are set to be  $\nu_{us} = \nu_r = \nu_f = 1.0$  GeV. Higher order corrections of relative order  $v^2$  come from higher order electromagnetic operators in the pNRQCD Lagrangian, terms in (4) and (5) other than  $R_{21}^{S=1}(J)$  and  $R_{21}^{S=0}$ , respectively, and from higher order relativistic corrections affecting initial and final states, terms contributing to  $R_{21}^{S=1}(J)$  and  $R_{21}^{S=0}$  in (4) and (5), respectively, and stemming from Eq. (19).

1.  $\chi_{bJ}(1P) \rightarrow \gamma\Upsilon(1S)$  with  $J = 0, 1, 2$

The decay width for the  $\chi_{b0}(1P) \rightarrow \gamma\Upsilon(1S)$  transition is shown in Fig. 11. The leading order (full  $V_s$ ) non-relativistic decay rate is the dashed blue curve, the dot-dashed orange curve includes relativistic contributions stemming from higher order electromagnetic operators and the solid black one includes both contributions from higher order electromagnetic operators and relativistic corrections to the wave functions of the initial and final states.

The leading order decay width depends weakly on the renormalization scale: It varies from  $\Gamma \approx 26$  keV at  $\nu = 1$  GeV to  $\Gamma \approx 31$  keV at  $\nu = 3$  GeV. This feature is preserved when higher order electromagnetic operators are included and also in the final result. In fact, the  $\nu$ -dependence of the final result, which is about 3 keV, is weaker than that of the leading order result and also weaker than that obtained from including only higher order electromagnetic operators. A variation of 3 keV over a central value of about 28 keV represents an uncertainty of about 11% in our determination of the decay rate. Moreover, higher order electromagnetic operators and relativistic corrections to the initial and final states provide relatively small changes to the LO transition width.

The gray error band accounts for the uncertainty due to the unknown higher order terms in the perturbative expansion. This is computed, here and in the following plots, by taking the largest between the variation of the result with the scale and one half of the maximum difference between the leading order and the final result, as described in the previous section after Eq. (35).

An interesting feature of Fig. 11 is that the corrections induced by higher order electromagnetic operators diminish the LO decay rate, whereas relativistic corrections to the initial and final states increase it. As a result, at the renormalization scale  $\nu = 1.25$  GeV, the value of the decay width  $\Gamma(\chi_{b0}(1P) \rightarrow \gamma\Upsilon(1S))$  turns out to be very similar to the LO result. This will not be the case for the other transitions.

We have performed the same analysis for the electric dipole transitions  $\chi_{b1}(1P) \rightarrow \gamma\Upsilon(1S)$  and  $\chi_{b2}(1P) \rightarrow \gamma\Upsilon(1S)$  in Figs. 12 and 13, respectively. Similar features, as the one observed in the  $\chi_{b0}(1P) \rightarrow \gamma\Upsilon(1S)$  case, are seen here, too. However, we notice that the effect due to relativistic corrections to the initial and final states is a factor 2-3 larger in these cases. We also observe that the final decay rates for  $\chi_{b1}(1P) \rightarrow \gamma\Upsilon(1S)$  and  $\chi_{b2}(1P) \rightarrow \gamma\Upsilon(1S)$  show a weaker dependence on the renormalization scale than for  $\chi_{b0}(1P) \rightarrow \gamma\Upsilon(1S)$ . The scale variation for  $\chi_{b1}(1P) \rightarrow \gamma\Upsilon(1S)$  is  $\lesssim 8\%$ , and the scale variation for  $\chi_{b2}(1P) \rightarrow \gamma\Upsilon(1S)$  is  $\lesssim 5\%$ . Finally, we remark that for the decay width  $\Gamma(\chi_{b2}(1P) \rightarrow \gamma\Upsilon(1S))$ , the LO result at the renormalization scale  $\nu = 1.25$  GeV is outside the final result error band.

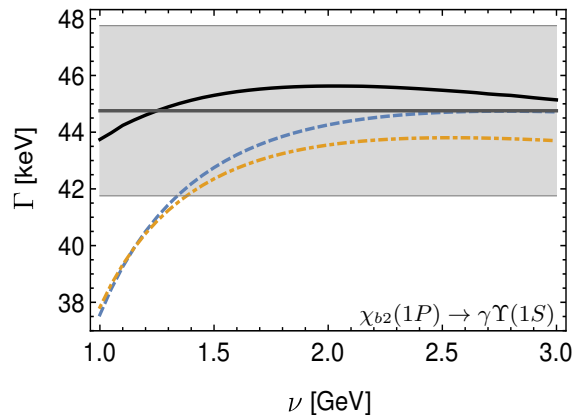


FIG. 13. Decay width, according to Eq. (4), for the transition  $\chi_{b2}(1P) \rightarrow \gamma\Upsilon(1S)$ . Description is as in Fig. 11.

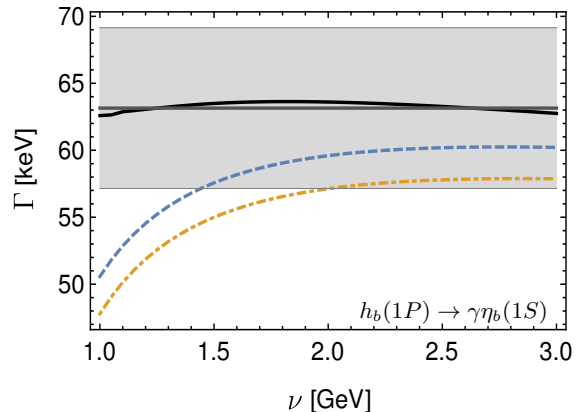


FIG. 14. Decay width, according to Eq. (5), for the transition  $h_b(1P) \rightarrow \gamma\eta_b(1S)$ . Description is as in Fig. 11.

2.  $h_b(1P) \rightarrow \gamma\eta_b(1S)$

Figure 14 shows the results for the  $h_b(1P) \rightarrow \gamma\eta_b(1S)$  transition. The corrections to the decay width induced by higher order electromagnetic operators are very similar to the ones obtained in the previous cases. Their effect is to reduce the LO decay rate by about 2-3 keV. However, the effect due to relativistic corrections to the initial and final state wave functions is larger for the  $h_b(1P) \rightarrow \gamma\eta_b(1S)$  transition than for the three transitions considered before. In particular, the decay width changes from about 52 keV (dot-dashed orange curve) to about 63 keV (solid black curve) at  $\nu = 1.25$  GeV. This is because the initial and final state bottomonia in the transition are spin-singlet states and thus many corrections to the wave functions, like those induced by the spin-orbit, spin-spin and tensor potentials, are absent. In the case of the  $\chi_{bJ}$  states, since they are spin-triplets, these corrections appear and tend to compensate other



Mode	LO	NNLO	CQM	R	GI	BT	LFQM	SNR <sub>0/1</sub>
$\chi_{b0}(1P) \rightarrow \gamma\Upsilon(1S)$	28.5	28.4	28.1	29.9	23.8	25.7	-	26.6/24.3
$\chi_{b1}(1P) \rightarrow \gamma\Upsilon(1S)$	36.0	37.4	35.7	36.6	29.5	29.8	-	33.6/30.0
$\chi_{b2}(1P) \rightarrow \gamma\Upsilon(1S)$	41.0	44.8	39.2	40.2	32.8	33.0	-	38.2/32.6
$h_b(1P) \rightarrow \gamma\eta_b(1S)$	55.2	63.2	43.7	52.6	35.7	-	37.5	55.8/36.3

TABLE II. The column LO lists our leading order results (blue dashed curves in Figs. 11-14) and the column NNLO our final results (solid black curves in Figs. 11-14), both taken at  $\nu = 1.25$  GeV. We compare them with those reported by a non-relativistic constituent quark model (CQM) [7], a relativistic quark model (R) [44], a study based on the Godfrey–Isgur model (GI) [45], a study based on the Buchmüller–Tye potential (BT) [46], a light-front quark model (LFQM) [47], and a screened potential model with zeroth-order wave functions (SNR<sub>0</sub>) and first-order relativistically corrected wave functions (SNR<sub>1</sub>) [48]. All decay widths are given in units of keV.

relativistic corrections due to different relative signs.

Similarly to the case of the  $\chi_{b1}(1P)$  and  $\chi_{b2}(1P)$  electric dipole transitions, also the decay width of the  $h_b(1P) \rightarrow \gamma\eta_b(1S)$  transition displays a very weak dependence on  $\nu$ . The rate varies by a mere 1 keV along the whole range of the renormalization scale studied herein. For this reason and for the one given in the paragraph above, the  $h_b(1P) \rightarrow \gamma\eta_b(1S)$  decay width appears to be a well suited observable for studying relativistic corrections to the heavy quarkonium wave function. However, the uncertainty due to possible higher order corrections in the perturbative expansion, estimated by looking at one half of the maximum difference between the leading order and the final result, is about six times larger than the one coming from the scale variation in the transition. It is also larger than in the case of the  $\chi_{bJ}$  transitions. This reflects in a larger final theoretical uncertainty. A related feature is that for the decay width  $\Gamma(h_b(1P) \rightarrow \gamma\eta_b(1S))$ , the LO result is outside the final result error band for  $\nu = 1.25$  GeV. As in the previous section, we choose to set the central value of the decay widths at the scale that self-consistently solves the Bohr-like radius equation (35). This scale is  $\nu = 1/a = 1.25$  GeV.

### C. Summary and comparisons

Our final results for the electric dipole transitions  $\chi_{bJ}(1P) \rightarrow \gamma\Upsilon(1S)$ , with  $J = 0, 1, 2$ , and  $h_b(1P) \rightarrow \gamma\eta_b(1S)$ , at relative order  $v^2$  in the counting scheme adopted in this section that consists in treating the whole static potential as a leading order contribution, read

$$\Gamma(\chi_{b0}(1P) \rightarrow \gamma\Upsilon(1S)) = 28_{-2}^{+2} \text{ keV}, \quad (51)$$

$$\Gamma(\chi_{b1}(1P) \rightarrow \gamma\Upsilon(1S)) = 37_{-2}^{+2} \text{ keV}, \quad (52)$$

$$\Gamma(\chi_{b2}(1P) \rightarrow \gamma\Upsilon(1S)) = 45_{-3}^{+3} \text{ keV}, \quad (53)$$

$$\Gamma(h_b(1P) \rightarrow \gamma\eta_b(1S)) = 63_{-6}^{+6} \text{ keV}. \quad (54)$$

Because of the very mild dependence on the renormalization scale, and the good convergence of the perturbative series, the results appear solid and their associated uncertainties are small. The uncertainties correspond to the gray bands shown in Figs. 11-14, and have been com-

Mode	$\mathcal{B}_i = \Gamma_i/\Gamma$	$\Gamma_i$	$\Gamma$
$\chi_{b0}(1P) \rightarrow \gamma\Upsilon(1S)$	$(1.94 \pm 0.27)\%$	$28_{-2}^{+2} \text{ keV}$	$1.46_{-0.2}^{+0.2} \text{ MeV}$
$\chi_{b1}(1P) \rightarrow \gamma\Upsilon(1S)$	$(35.0 \pm 2.1)\%$	$37_{-2}^{+2} \text{ keV}$	$107_{-9}^{+9} \text{ keV}$
$\chi_{b2}(1P) \rightarrow \gamma\Upsilon(1S)$	$(18.8 \pm 1.1)\%$	$45_{-3}^{+3} \text{ keV}$	$238_{-21}^{+21} \text{ keV}$
$h_b(1P) \rightarrow \gamma\eta_b(1S)$	$(52_{-5}^{+6})\%$	$63_{-6}^{+6} \text{ keV}$	$121_{-16}^{+18} \text{ keV}$

TABLE III. Predicted total decay widths of the  $\chi_{bJ}(1P)$  and  $h_b(1P)$  bottomonium states (column  $\Gamma$ ), following our determinations of the bottomonium E1 transition widths (column  $\Gamma_i$ ) and the experimental branching fractions reported by the PDG (column  $\mathcal{B}_i = \Gamma_i/\Gamma$ ) [6]. The errors are obtained via standard Gaussian uncertainty propagation.

puted as described after Eq. (35). In the plots, the errors have not been rounded.

We compare our results with those obtained in several other theoretical approaches in Table II. These are a non-relativistic constituent quark model (CQM) [7], a relativistic quark model (R) [44], a study based on the Godfrey–Isgur model (GI) [45], a study based on the Buchmüller–Tye potential model (BT) [46], a light-front quark model (LFQM) [47], and a screened potential model with zeroth-order wave functions (SNR<sub>0</sub>) and first-order relativistically corrected wave functions (SNR<sub>1</sub>) [48]. Reference [46] does not provide a prediction for the  $h_b(1P) \rightarrow \gamma\eta_b(1S)$  width, whereas Ref. [47] is restricted to the study of the  $h_b(1P) \rightarrow \gamma\eta_b(1S)$  transition only. Our results agree well with those of other approaches for the  $\chi_{b0}(1P) \rightarrow \gamma\Upsilon(1S)$  and  $\chi_{b1}(1P) \rightarrow \gamma\Upsilon(1S)$  transitions. In the case of the  $\chi_{b2}(1P) \rightarrow \gamma\Upsilon(1S)$  transition our result is slightly larger than the bulk of the other predictions, whereas in the case of the  $h_b(1P) \rightarrow \gamma\eta_b(1S)$  transition it is significantly larger. The reasons for the differences may be diverse, and follow from the theoretical approaches listed in Table II being, to various degrees, phenomenological models that neither include QCD corrections in a systematic way, nor derive their parameters from QCD. Hence, they differ from our model independent determination in more than one way. For example, Refs. [7, 45] do not include spin-independent  $1/m$  and  $1/m^2$  potentials, while Refs. [46, 48] miss the  $1/m$  potential.

Our final results (51)-(54) are predictions, as the bot-

tomonium  $P$ -wave E1 transition widths have not been measured so far. In fact, for these electromagnetic transitions only the branching fractions are known, while there are no measurements of any of the total decay widths of the  $\chi_{bJ}$ , with  $J = 0, 1, 2$ , and  $h_b$  states. Nevertheless, we can use the branching fractions given by the PDG [6] and our results for the decay rates of the electric dipole transitions to predict the total decay widths of the  $\chi_{bJ}(1P)$  and  $h_b(1P)$  bottomonia. The results are given in Table III, where the errors are obtained via standard Gaussian uncertainty propagation. The Belle collaboration has reported an upper limit on the total decay width of the  $\chi_{b0}(1P)$  at 90% confidence level [49]:  $\Gamma(\chi_{b0}(1P)) < 2.4$  MeV, which is compatible with our prediction.

#### IV. CONCLUSION

We have computed the electric dipole transitions  $\chi_{bJ}(1P) \rightarrow \gamma\Upsilon(1S)$ , with  $J = 0, 1, 2$ , and  $h_b(1P) \rightarrow \gamma\eta_b(1S)$ , within potential non-relativistic QCD, assuming that the typical binding energy scale,  $mv^2$ , is much larger than  $\Lambda_{\text{QCD}}$ , where  $m$  is the mass of the heavy quark and  $v$  its relative velocity. Consequences of this assumption are that  $n = 2$ ,  $\ell = 1$  bottomonia are taken as weakly-coupled bound states, and that non-perturbative effects are smaller than the accuracy reached in the calculation. This assumption would not be suited for  $n = 2$ ,  $\ell = 1$  charmonia.

The precision that we have reached in this paper is  $k_\gamma^3/(mv)^2 \times \mathcal{O}(v^2)$ ,  $k_\gamma$  being the photon energy. At relative order  $v^2$  we have included higher order electromagnetic interactions in the pNRQCD Lagrangian and higher order relativistic corrections to the initial and final state bottomonia, due to  $1/m$  and  $1/m^2$  potentials, and  $1/m^3$  relativistic corrections to the kinetic energy. Concerning radiative corrections to the static potential, we have included them in two different counting schemes: in Sec. II, perturbatively, counting higher order corrections as perturbations of the leading order Coulomb-like potential, and, in Sec. III, non-perturbatively, counting all known terms in the perturbative expansion of the static potential as leading order and including them in the numerical solution of the Schrödinger equation for the initial and final state wave functions.

We summarize the main conclusions drawn from the first scheme. (i) The decay widths show a strong dependence on the renormalization scale  $\nu$ . At leading order, the strong dependence is due to the running of  $\alpha_s(\nu)$ , which affects primarily the Bohr-like radius entering the initial and final state wave functions. At higher orders a significant  $\nu$ -dependence persists, due to the corrections to the initial and final state wave functions induced by the radiative corrections of the static potential. The static potential contains terms proportional to powers of  $\ln(\nu r)$  that become large at low values of  $\nu$ . (ii) Most of the corrections to the decay rates induced by the  $1/m$  and

$1/m^2$  potentials are relatively small and do not change much as a function of the renormalization scale  $\nu$ . The largest contributions come from the  $1/m$  potential and the spin-spin one, especially for low values of the scale  $\nu$ . (iii) The convergence of the perturbative series for all the studied electric dipole transitions is poor. This indicates that bottomonium  $1P$  states are difficult to accommodate in this scheme. An observation that led us to adopt for our final analysis the second scheme.

In the second scheme, the Schrödinger equation is solved at leading order with all known terms of the perturbative static potential included, *i.e.*, up to three loops. Further, we subtract to the static potential the leading order renormalon and resum at short distances potentially large logs of the type  $\ln(\nu r)$ . The main effects are: (i) The leading order decay rates depend weakly on the renormalization scale and this is also so when higher order electromagnetic operators and relativistic corrections to the initial and final states are taken into account at relative order  $v^2$ . (ii) Both  $\mathcal{O}(v^2)$  corrections do not change much as functions of the renormalization scale and produce corrections to the leading order decay widths that are relatively small. (iii) The corrections induced by higher order electromagnetic operators tend to diminish the leading order decay rates, whereas the opposite effect is found for the relativistic corrections to the initial and final state wave functions. These observations support our initial assumptions on the nature of the  $1P$  bottomonia. Because the perturbative series appears convergent and only mildly dependent on the renormalization scale, the final results are affected by small uncertainties.

If the most critical of our assumptions,  $mv^2 \gg \Lambda_{\text{QCD}}$ , is relaxed to  $mv^2 \sim \Lambda_{\text{QCD}}$ , then non-perturbative corrections may become as large as the  $\mathcal{O}(v^2)$  corrections considered above. Since the uncertainties on our final results have been chosen to include one half of the  $\mathcal{O}(v^2)$  corrections, the effect of assuming  $mv^2 \sim \Lambda_{\text{QCD}}$  would be (at least) to double our final errors. A challenging alternative is to compute the non-perturbative contributions listed in Ref. [15].

Finally, for ease of reference, we quote here again our final predictions for the  $1P$  bottomonium electric dipole transitions:

$$\Gamma(\chi_{b0}(1P) \rightarrow \gamma\Upsilon(1S)) = 28_{-2}^{+2} \text{ keV}, \quad (55)$$

$$\Gamma(\chi_{b1}(1P) \rightarrow \gamma\Upsilon(1S)) = 37_{-2}^{+2} \text{ keV}, \quad (56)$$

$$\Gamma(\chi_{b2}(1P) \rightarrow \gamma\Upsilon(1S)) = 45_{-3}^{+3} \text{ keV}, \quad (57)$$

$$\Gamma(h_b(1P) \rightarrow \gamma\eta_b(1S)) = 63_{-6}^{+6} \text{ keV}. \quad (58)$$

We have used the experimental branching fractions given by the PDG and the above theoretical results to predict the total decay widths of the  $\chi_{bJ}(1P)$ , with  $J = 0, 1, 2$ ,

and  $h_b(1P)$  bottomonia:

$$\Gamma(\chi_{b0}(1P)) = 1.46_{-0.2}^{+0.2} \text{ MeV}, \quad (59)$$

$$\Gamma(\chi_{b1}(1P)) = 107_{-9}^{+9} \text{ keV}, \quad (60)$$

$$\Gamma(\chi_{b2}(1P)) = 238_{-21}^{+21} \text{ keV}, \quad (61)$$

$$\Gamma(h_b(1P)) = 121_{-16}^{+18} \text{ keV}. \quad (62)$$

These numbers could be of interest for future experimental determinations, for instance, at Belle II.

### ACKNOWLEDGMENTS

We thank Nora Brambilla, Yuichiro Kiyo, Clara Paset, Antonio Pineda and Yukinari Sumino for numerous informative discussions. This work has been supported by the DFG and the NSFC through funds provided to the Sino-German CRC 110 ‘‘Symmetries and the Emergence of Structure in QCD’’, and by the DFG cluster of excellence ‘‘Origin and structure of the universe’’ ([www.universe-cluster.de](http://www.universe-cluster.de)). J.S. acknowledges the financial support from the Alexander von Humboldt Foundation and thanks the Technische Universität München for hospitality while most of this work was carried out.

### Appendix A: Solving the Schrödinger equation

In a generic central potential,  $V(r)$ , the Schrödinger equation for the reduced wave function,  $u_{n\ell}(r) = rR_{n\ell}(r)$ , has the form

$$-\frac{1}{m} \frac{d^2 u_{n\ell}(r)}{dr^2} + \left( V(r) + \frac{\ell(\ell+1)}{mr^2} \right) u_{n\ell}(r) = E_{n\ell} u_{n\ell}(r), \quad (A1)$$

in the case of two particles of mass  $m$ . This is a one dimensional Schrödinger equation, which has significance only for positive values of  $r$ , and must be supplemented by a boundary condition at  $r = 0$ . We require that the radial function  $R_{n\ell}(r)$  remains finite at the origin, which implies that  $u_{n\ell}(0) = 0$ .

If close to the origin the potential  $V(r)$  has the form

$$V(r) = r^p (b_0 + b_1 r + \dots), \quad b_0 \neq 0, \quad (A2)$$

where  $p$  is an integer such that  $p \geq -1$ , we can expand the solution  $u_{n\ell}(r)$  in the vicinity of the origin as

$$u_{n\ell}(r) = r^s \sum_{k=0}^{\infty} c_k r^k, \quad c_0 \neq 0. \quad (A3)$$

Equation (A1) requires that  $s(s-1) - \ell(\ell+1) = 0$ , so that  $s = \ell + 1$  or  $s = -\ell$ . The choice  $s = -\ell$  corresponds to irregular solutions that do not satisfy the boundary condition  $u_{n\ell}(0) = 0$ . The other choice  $s = \ell + 1$  corresponds to regular solutions that are physically allowed, and are such that

$$u_{n\ell}(r) \stackrel{r \rightarrow 0}{\sim} r^{\ell+1}. \quad (A4)$$

Since we are interested in finding bound states, we also impose that

$$u_{n\ell}(r) \stackrel{r \rightarrow \infty}{\sim} e^{-kr}, \quad (A5)$$

where  $k = \sqrt{m|E_{n\ell}|}$  is the wave function number.

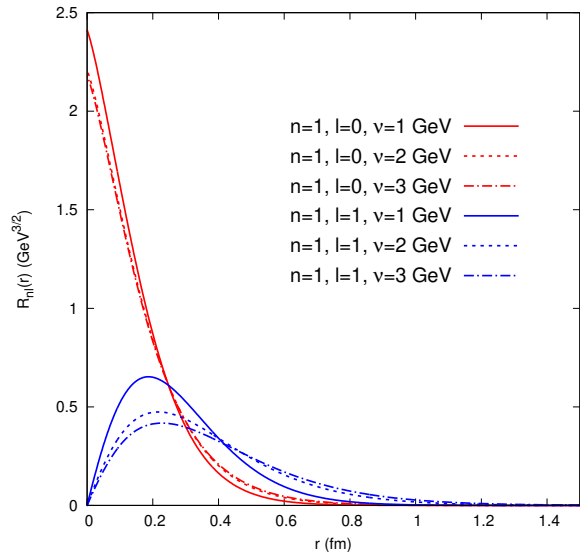


FIG. 15. Radial wave functions,  $R_{n\ell}(r)$ , for different values of  $n$ ,  $\ell$ , and  $\nu$  as a function of  $r$ .  $R_{n\ell}(r)$  is the (numerical) solution of the Schrödinger equation for the potential (50).

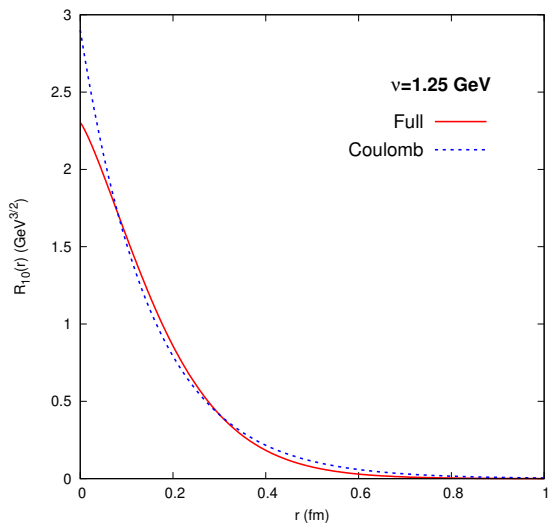


FIG. 16. Radial wave function,  $R_{10}(r)$ , of the lowest  $S$ -wave state for  $\nu = 1.25$  GeV as a function of  $r$ . The red solid line shows the (numerical) solution of the Schrödinger equation for the potential (50), while the blue dotted line shows the solution of the Schrödinger equation for the leading order Coulomb potential (11).

In numerical applications we introduce short- and long-distance cut-offs, denoted by  $r_{\text{in}}$  and  $r_{\text{fi}}$ , respectively, for

which we require

$$u_{n\ell}(r_{\text{in}}) = r_{\text{in}}^{\ell+1}, \quad (\text{A6})$$

$$u_{n\ell}(r_{\text{fi}}) = e^{-kr_{\text{fi}}}. \quad (\text{A7})$$

The dependence of physical observables on the short distance cut-off is quite sensible, and it can hinder the numerical search of the ground state and its excitations due to the dominance of the irregular solutions at very small values of  $r$ . In order to improve on this, we can use, for two different energies  $E_{n\ell} \neq E_{n'\ell}$ , the orthogonality relation between their bound state wave functions:

$$\begin{aligned} & u'_{n\ell}(r_{\text{in}})u_{n'\ell}(r_{\text{in}}) - u_{n\ell}(r_{\text{in}})u'_{n'\ell}(r_{\text{in}}) \\ &= m(E_{n\ell} - E_{n'\ell}) \int_{r_{\text{in}}}^{\infty} dr u_{n\ell}(r)u_{n'\ell}(r), \end{aligned} \quad (\text{A8})$$

which follows from multiplying Eq. (A1) by  $u_{n'\ell}(r)$  and later subtracting the same equation, but with  $n$  and  $n'$  exchanged. The regularity condition at the origin  $u_{n\ell}(r_{\text{in}}) = 0$  for  $r_{\text{in}} \rightarrow 0$  makes the states automatically orthogonal in the  $r_{\text{in}} \rightarrow 0$  limit. We can further enforce orthogonality also for finite  $r_{\text{in}}$  by requiring

$$\frac{u'_{n\ell}(r_{\text{in}})}{u_{n\ell}(r_{\text{in}})} = \frac{u'_{n'\ell}(r_{\text{in}})}{u_{n'\ell}(r_{\text{in}})}, \quad (\text{A9})$$

for any two states, meaning that the logarithmic derivative at short distances becomes independent of the principal quantum number. This condition has many advantages, such as the possibility of working with singular potentials at  $r = 0$ , like  $r^2V(r) = \pm\infty$  for  $r \rightarrow 0$ . Moreover, in order to avoid pollution from the irregular solutions, we can use Eq. (A9) to match at an intermediate distance  $r_{\text{me}}$  the solutions of the one dimensional Schrödinger equation obtained when integrating it from  $r_{\text{in}}$  to  $r_{\text{me}}$ , with boundary (A6), and from  $r_{\text{me}}$  to  $r_{\text{fi}}$  with boundary (A7). Finally, Eq. (A9) is ideal to find excited states because, as we remarked, the logarithmic derivative at short distances becomes independent of  $n$ . For further details we refer to Ref. [50].

In order to solve the differential equation (A1) for the potential (50), we use the fourth order Runge–Kutta algorithm with adaptive step size implemented in FORTRAN77. This implementation automatically takes care of convergence and numerical accuracy. The numerical implementation of the Green function, Eqs. (26) and (27), involves a sum over intermediate states. We compute as many intermediate states, and include them, until we see convergence. Solutions for the radial wave functions,  $R_{n\ell}(r)$ , are shown in the Figs. 15, 16, and 17, where we also compare with the leading order Coulomb wave functions.

- 
- [1] K. Han *et al.*, Phys. Rev. Lett., **49**, 1612 (1982).  
[2] G. Eigen *et al.*, Phys. Rev. Lett., **49**, 1616 (1982).  
[3] C. Klopfenstein *et al.*, *11th International Symposium on Lepton and Photon Interactions at High Energies Ithaca, New York, August 4-9, 1983*, Phys. Rev. Lett., **51**, 160 (1983).  
[4] F. Pauss *et al.*, *11th International Symposium on Lepton and Photon Interactions at High Energies Ithaca, New York, August 4-9, 1983*, Phys. Lett., **B130**, 439 (1983).  
[5] N. Brambilla *et al.* (Quarkonium Working Group), (2004), arXiv:hep-ph/0412158 [hep-ph].  
[6] M. Tanabashi *et al.* (Particle Data Group), Phys. Rev. D, **98**, 030001 (2018).  
[7] J. Segovia, P. G. Ortega, D. R. Entem, and F. Fernández, Phys. Rev., **D93**, 074027 (2016), arXiv:1601.05093 [hep-ph].  
[8] N. Brambilla *et al.*, Eur. Phys. J., **C71**, 1534 (2011), arXiv:1010.5827 [hep-ph].  
[9] N. Brambilla *et al.*, Eur. Phys. J., **C74**, 2981 (2014), arXiv:1404.3723 [hep-ph].  
[10] A. Pineda and J. Soto, *Quantum chromodynamics. Proceedings, Conference, QCD'97, Montpellier, France, July 3-9, 1997*, Nucl. Phys. Proc. Suppl., **64**, 428 (1998), [428(1997)], arXiv:hep-ph/9707481 [hep-ph].  
[11] N. Brambilla, A. Pineda, J. Soto, and A. Vairo, Nucl. Phys., **B566**, 275 (2000), arXiv:hep-ph/9907240 [hep-ph].  
[12] N. Brambilla, A. Pineda, J. Soto, and A. Vairo, Rev. Mod. Phys., **77**, 1423 (2005), arXiv:hep-ph/0410047 [hep-ph].  
[13] A. Pineda, Prog. Part. Nucl. Phys., **67**, 735 (2012).

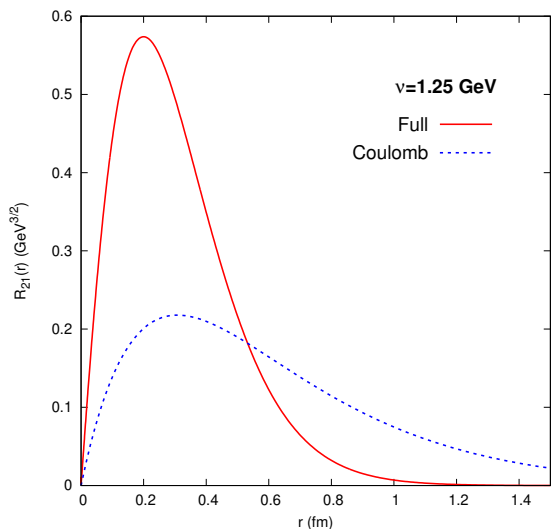


FIG. 17. As in Fig. 16, but for the radial wave function,  $R_{21}(r)$ , of the lowest  $P$ -wave state.

- [14] N. Brambilla, Y. Jia, and A. Vairo, Phys. Rev., **D73**, 054005 (2006), arXiv:hep-ph/0512369 [hep-ph].  
[15] N. Brambilla, P. Pietrulewicz, and A. Vairo, Phys. Rev., **D85**, 094005 (2012), arXiv:1203.3020 [hep-ph].  
[16] N. Brambilla, Y. Sumino, and A. Vairo, Phys. Lett., **B513**, 381 (2001), arXiv:hep-ph/0101305 [hep-ph].  
[17] N. Brambilla, Y. Sumino, and A. Vairo, Phys. Rev.,

- D65**, 034001 (2002), arXiv:hep-ph/0108084 [hep-ph].
- [18] N. Brambilla and A. Vairo, Phys. Rev., **D71**, 034020 (2005), arXiv:hep-ph/0411156 [hep-ph].
- [19] Y. Sumino, *Proceedings, 13th DESY Workshop on Elementary Particle Physics: Loops and Legs in Quantum Field Theory (LL2016): Leipzig, Germany, April 24-29, 2016*, PoS, **LL2016**, 011 (2016), arXiv:1607.03469 [hep-ph].
- [20] C. Peset, A. Pineda, and J. Segovia, Phys. Rev., **D98**, 094003 (2018), arXiv:1809.09124 [hep-ph].
- [21] A. Pineda, JHEP, **06**, 022 (2001), arXiv:hep-ph/0105008 [hep-ph].
- [22] Y. Kiyo, A. Pineda, and A. Signer, Nucl. Phys., **B841**, 231 (2010), arXiv:1006.2685 [hep-ph].
- [23] A. Pineda and J. Segovia, Phys. Rev., **D87**, 074024 (2013), arXiv:1302.3528 [hep-ph].
- [24] P. Pietrulewicz, *Proceedings, 10th Conference on Quark Confinement and the Hadron Spectrum (Confinement X): Munich, Germany, October 8-12, 2012*, (2013), doi:10.22323/1.171.0135, [PoSConfinementX,135(2012)], arXiv:1301.1308 [hep-ph].
- [25] H. E. Martinez, *Proceedings, 11th Conference on Quark Confinement and the Hadron Spectrum (Confinement XI): St. Petersburg, Russia, September 8-12, 2014*, AIP Conf. Proc., **1701**, 050008 (2016).
- [26] W. Fischler, Nucl. Phys., **B129**, 157 (1977).
- [27] Y. Schröder, Phys. Lett., **B447**, 321 (1999), arXiv:hep-ph/9812205 [hep-ph].
- [28] N. Brambilla, A. Pineda, J. Soto, and A. Vairo, Phys. Rev., **D60**, 091502 (1999), arXiv:hep-ph/9903355 [hep-ph].
- [29] C. Anzai, Y. Kiyo, and Y. Sumino, Phys. Rev. Lett., **104**, 112003 (2010), arXiv:0911.4335 [hep-ph].
- [30] A. V. Smirnov, V. A. Smirnov, and M. Steinhauser, Phys. Rev. Lett., **104**, 112002 (2010), arXiv:0911.4742 [hep-ph].
- [31] M. B. Voloshin, Sov. J. Nucl. Phys., **36**, 143 (1982), [Yad. Fiz.36,247(1982)].
- [32] Y. Kiyo and Y. Sumino, Nucl. Phys., **B889**, 156 (2014), arXiv:1408.5590 [hep-ph].
- [33] K. G. Chetyrkin, J. H. Kühn, and M. Steinhauser, Comput. Phys. Commun., **133**, 43 (2000), arXiv:hep-ph/0004189 [hep-ph].
- [34] A. Pineda, J. Phys., **G29**, 371 (2003), arXiv:hep-ph/0208031 [hep-ph].
- [35] A. Bazavov, N. Brambilla, X. Garcia i Tormo, P. Petreczky, J. Soto, and A. Vairo, Phys. Rev., **D90**, 074038 (2014), arXiv:1407.8437 [hep-ph].
- [36] A. Pineda and J. Soto, Phys. Lett., **B495**, 323 (2000), arXiv:hep-ph/0007197 [hep-ph].
- [37] N. Brambilla, A. Vairo, X. Garcia i Tormo, and J. Soto, Phys. Rev., **D80**, 034016 (2009), arXiv:0906.1390 [hep-ph].
- [38] A. Pineda, *Heavy quarkonium and nonrelativistic effective field theories*, Ph.D. thesis, Barcelona U. (1998).
- [39] A. H. Hoang, M. C. Smith, T. Stelzer, and S. Willenbrock, Phys. Rev., **D59**, 114014 (1999), hep-ph/9804227.
- [40] M. Beneke, Phys. Lett., **B434**, 115 (1998), arXiv:hep-ph/9804241 [hep-ph].
- [41] A. Pineda and A. Signer, Phys. Rev., **D73**, 111501 (2006), arXiv:hep-ph/0601185 [hep-ph].
- [42] C. Ayala, G. Cvetic, and A. Pineda, JHEP, **09**, 045 (2014), arXiv:1407.2128 [hep-ph].
- [43] J. Komijani, JHEP, **08**, 062 (2017), arXiv:1701.00347 [hep-ph].
- [44] D. Ebert, R. N. Faustov, and V. O. Galkin, Phys. Rev., **D67**, 014027 (2003), arXiv:hep-ph/0210381 [hep-ph].
- [45] S. Godfrey and K. Moats, Phys. Rev., **D92**, 054034 (2015), arXiv:1507.00024 [hep-ph].
- [46] H. Grotch, D. A. Owen, and K. J. Sebastian, Phys. Rev., **D30**, 1924 (1984).
- [47] Y.-L. Shi, Eur. Phys. J., **C77**, 253 (2017), arXiv:1611.09838 [hep-ph].
- [48] B.-Q. Li and K.-T. Chao, Commun. Theor. Phys., **52**, 653 (2009), arXiv:0909.1369 [hep-ph].
- [49] A. Abdesselam *et al.* (Belle), (2016), arXiv:1606.01276 [hep-ex].
- [50] J. Segovia, D. R. Entem, F. Fernandez, and E. Ruiz Arriola, Phys. Rev., **D85**, 074001 (2012), arXiv:1108.0208 [hep-ph].