

nn-dependability-kit: Engineering Neural Networks for Safety-Critical Autonomous Driving Systems

(Invited Paper)

Chih-Hong Cheng, Chung-Hao Huang and Georg Nührenberg
fortiss - Research Institute of the Free State of Bavaria
Munich, Germany

<https://github.com/dependable-ai/nn-dependability-kit>

Abstract—Can engineering neural networks be approached in a disciplined way similar to how engineers build software for civil aircraft? We present **nn-dependability-kit**, an open-source toolbox to support safety engineering of neural networks for autonomous driving systems. The rationale behind **nn-dependability-kit** is to consider a structured approach (via Goal Structuring Notation) to argue the quality of neural networks. In particular, the tool realizes recent scientific results including (a) novel dependability metrics for indicating sufficient elimination of uncertainties in the product life cycle, (b) formal reasoning engine for ensuring that the generalization does not lead to undesired behaviors, and (c) runtime monitoring for reasoning whether a decision of a neural network in operation is supported by prior similarities in the training data. A proprietary version of **nn-dependability-kit** has been used to improve the quality of a level-3 autonomous driving component developed by Audi for highway maneuvers.

I. INTRODUCTION

In recent years, neural networks have been widely adopted in engineering automated driving systems with examples in perception, decision making, or even end-to-end scenarios. As these systems are safety-critical in nature, problems during operation such as failed identification of pedestrians may contribute to risky behaviors. Importantly, the root cause of these undesired behaviors can be independent of hardware faults or software programming errors but *can solely reside in the data-driven engineering process*, e.g., unexpected results of function extrapolation between correctly classified training data.

In this paper, we present **nn-dependability-kit**, an open-source toolbox to support data-driven engineering of neural networks for safety-critical domains. The goal is to provide evidence of uncertainty reduction in key phases of the product life cycle, ranging from data collection, training & validation, testing & generalization, to operation. **nn-dependability-kit** is built upon our previous research work [2]–[6], where (a) novel dependability metrics [3], [5] are introduced to indicate uncertainties being reduced in the engineering life cycle, (b) formal reasoning engine [2], [6] is used to ensure that the generalization does not lead to undesired behaviors, and (c) runtime neuron activation pattern monitoring [4] is applied to reason whether a decision of a neural network in operation time is supported by prior similarities in the training data.

Concerning related work, our results [2]–[6] are within recent research efforts from the software engineering and formal

methods community targeting to provide provable guarantee over neural networks [6], [9]–[11], [15], [17], [20], [27], [29], [36], [37] or to test neural networks [3], [12], [16], [22], [25], [26], [32], [33]. The static analysis engine inside **nn-dependability-kit** for formally analyzing neural networks, as introduced in our work in 2017 [6] as a pre-processing step before exact constraint solving, has been further extended to support the octagon abstract domain [24] in addition to using the interval domain. One deficiency of the above-mentioned works is how to connect safety goals or uncertainty identification [14], [19], [30] to concrete evidences required in the safety engineering process. This gap is tightened by our earlier work of dependability metrics [5] being partly integrated inside **nn-dependability-kit**. Lastly, our runtime monitoring technique [4] is different from known results that either use additional semantic embedding (and integrate it in the loss function) for computing difference measures [23] or use Monte-Carlo dropout [13] as ensembles: our approach provides a sound guarantee of the similarity measure based on the neuron word distance to the training data.

In terms of practicality, a proprietary version of **nn-dependability-kit** has been successfully used to understand the quality of a level-3 autonomous highway maneuvering component developed by Audi.

II. FEATURES AND CONNECTIONS TO SAFETY CASES

Figure 1 provides a simplified Goal Structuring Notation (GSN) [18] diagram to assist in understanding how features provided by **nn-dependability-kit** contribute to the overall safety goal¹. Our proposed metrics, unless explicitly specified, are based on extensions of our early work [5]. Starting with the goal of having a neural network to function correctly (G1), based on assumptions where no software and hardware fault appears (A1, A2), the strategy (S1) is to ensure that within different phases of the product life cycle, correctness is ensured. These phases include data preparation (G2), training and validation (G3), testing and generalization (G4), and operation (G5).

(Data preparation) Data preparation includes *data collection* and *labeling*. Apart from correctly labeling the data (G6),

¹Note that the GSN in Figure 1 may not be complete, but it can serve as a basis for further extensions.

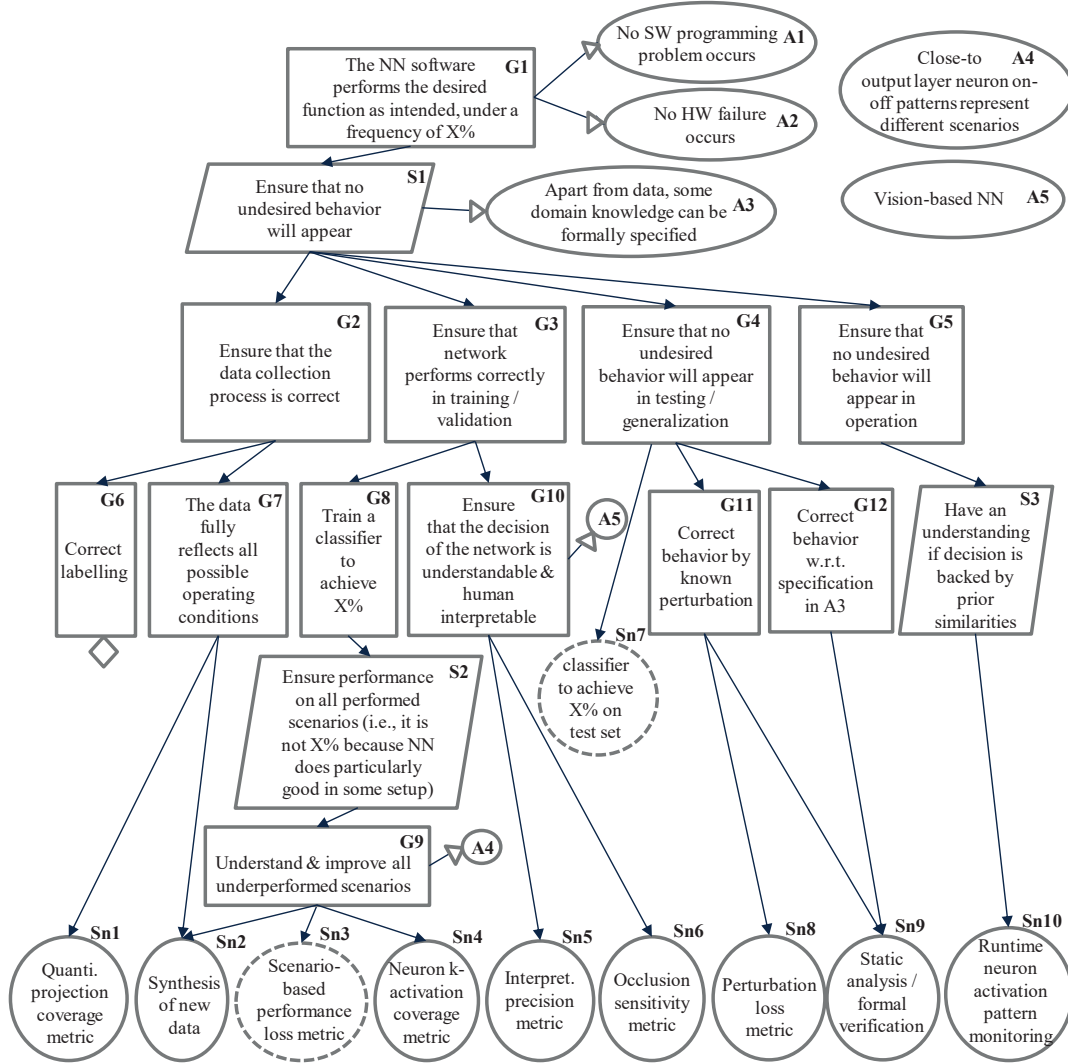


Fig. 1: Using a simplified GSN to understand solutions (Sn) provided by nn-dependability-kit, including the associated goals (G), assumptions (A) and strategies (S).

one needs to ensure that the collected data covers all operating scenarios (G7). An artificial example of violating such a principle is to only collect data in sunny weather, while the vehicle is also expected to be operated in snowy weather. Quantitative projection coverage metric [3] and its associated test case generation techniques (Sn1, Sn2), based on the concept of combinatorial testing [7], [21], are used to provide a relative form of completeness against the combinatorial explosion of scenarios.

(Training and validation) Currently, the goal of training correctness is refined into two subgoals of understanding the decision of the neural network (G10) and correctness rate (G8), which is further refined by considering the performance under different operating scenarios (G9). Under the assumption where the neural network is used

for vision-based object detection (A5), metrics such as interpretation precision (Sn5) and sensitivity of occlusion (Sn6) are provided by nn-dependability-kit.

(Testing and generalization) Apart from classical performance measures (Sn7), we also test the generalization subject to known perturbations such as haze or Gaussian noise (G11) using the *perturbation loss metric* (Sn8). Provided that domain knowledge can be formally specified (A3), one can also apply formal verification (Sn9) to examine if the neural network demonstrates correct behavior with respect to the specification (G12).

(Operation) In operation time, as the ground truth is no longer available, a dependable system shall raise warnings when a decision of the neural network is not supported by prior similarities in training (S3). nn-dependability-




Fig. 2: Photos of the same location (near Munich Schwabing) with variations in terms of lighting conditions (day, night), road surface situations (dry, wet), currently located lanes (inner, outer), and weather conditions (sunny, cloudy, rainy).




Fig. 3: Illustration of the *target vehicle selection* pipeline for ACC. The input features of the Target vehicle selection NN are defined as follows: 1-8 (possibly up to 10) are bounding boxes of detected vehicles, E is an empty input slot, i.e., there are less than ten vehicles, and L stands for the ego-lane information.

kit provides runtime monitoring (Sn10) [4] by first using binary decision diagrams (BDD) [1] to record binarized neuron activation patterns in training time, followed by checking if an activation pattern produced during operation is contained in the BDD.

III. USING NN-DEPENDABILITY-KIT

In this section, we highlight the usage of nn-dependability-kit with three examples; interested readers can download these examples as jupyter notebooks from the tool website.

a) Systematic data collection for training and testing:

The first example is related to the completeness of the data used in testing autonomous driving components. The background is that one wishes to establish a coverage-driven data collection process where data diversity is approached in a disciplined manner. This is in contrast to unsystematic approaches such as merely driving as many kilometers as possible; the visited scenarios under unsystematic approaches may be highly repetitive.

Here for simplicity, we only consider five *discrete categories* to evaluate the diversity of the collected data.

weather $C_1 = \{\text{cloudy, rainy, sunny}\}$

day $C_2 = \{\text{day, night}\}$

vehicle current lane $C_3 = \{\text{inner, outer}\}$

curvature $C_4 = \{\text{straight, left_bending, right_bending}\}$

surface type $C_5 = \{\text{dry, wet}\}$

With discrete categorization, images or videos sharing the same semantic attributes fall into the same equivalence class. It is immediate that the number of equivalence classes is exponential to number of discrete categories (in this example, the number of equivalence classes equals $3 \times 2 \times 2 \times 3 \times 2 = 72$). Figure 2 provides 6 images taken from the German A9 highway (near Munich Schwabing); each of them is an instance of a particular equivalence class. With 6 images, the coverage by considering covering every equivalence class with one image or video is only $\frac{6}{72} = 8.3\%$. For pragmatic situations, the number of discrete categories can easily reach 40, making the minimum number of test cases to achieve full coverage be thousands of billions (2^{40}).

In nn-dependability-kit, the *scenario k-projection coverage* tries to create a *rational yet relatively complete* coverage criteria that avoids the above mentioned combinatorial explosion (rational - possible to achieve 100%) while still guaranteeing diversity of test data (relatively complete). For example, when

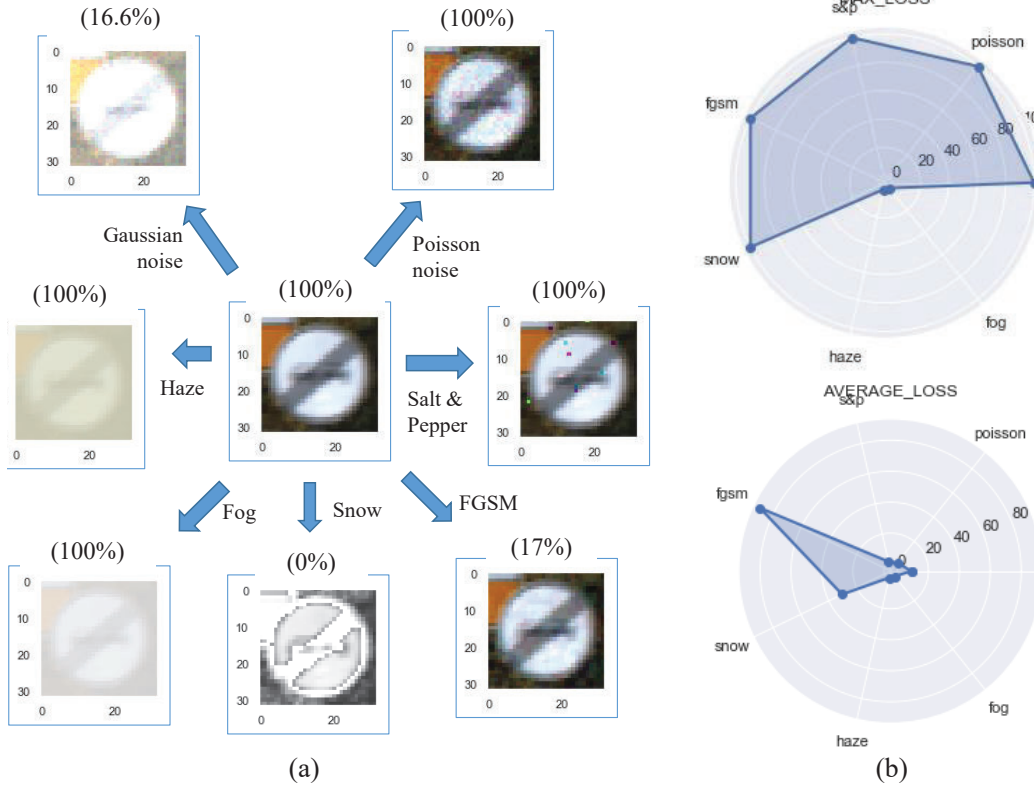


Fig. 4: Using nn-dependability-kit to perturb the image of a traffic sign (a) and compute the maximum and average performance drop, by applying perturbation on the data set (b).

setting $k = 2$, the 2-projection coverage claims 100% coverage so long as the collected data is able to cover arbitrary *pairs* of conditions from two different categories. In this example, the collected data should cover every pair (c_i, c_j) where $i, j \in \{1, 2, 3, 4, 5\}$, $i \neq j$, $c_i \in C_i$ and $c_j \in C_j$. This makes the number of test cases to achieve full coverage be quadratic (when $k = 2$) to the number of categories.

nn-dependability-kit reports that a data set using 6 images in Figure 2 achieves a 2-projection coverage of $\frac{32}{57}$. In addition, the solver automatically suggests to include (cloudy, night, inner, right_bending, dry) as the next image or video to be collected; the suggested case can maximally increase the coverage by $\frac{7}{57}$. The denominator 57 comes from the following computation $\sum_{i < j, i, j \in \{1, 2, 3, 4, 5\}} |C_i| \times |C_j|$. One may additionally include constraints to describe unreasonable cases that cannot be found in reality. For example, constraints such as $0 \leq C1.sunny + C2.night \leq 1$ prohibits the solver to consider proposals where the image is taken at night ($C2.night = 1$) but the weather is sunny ($C1.sunny = 1$).

b) Formal verification of a highway front car selection network: The second example is to formally verify properties of a neural network that selects the *target vehicle* for an

adaptive cruise control (ACC) system to follow. The overall pipeline is illustrated in Figure 3, where two modules use images of a front facing camera of a vehicle to (i) detect other vehicles as bounding boxes (*vehicle detection* via YOLO [28]) and (ii) identify the ego-lane boundaries (*ego-lane detection*). Outputs of these two modules are fed into the third module called *target vehicle selection*, which is as a neural-network based classifier that reports either the index of the bounding box where the target vehicle is located, or a special class for “no target vehicle”.

As the target vehicle selection neural network takes a fixed number of bounding boxes, one undesired situation of the neural network appears when the network outputs the existence of a target vehicle with index i , but the corresponding i -th input does not contain a vehicle bounding box (marked with “E” in Figure 3). For the snapshot in Figure 3, the neural network should not output box 9 or 10 as there are only 8 vehicle bounding boxes. The below code snippet shows how to verify if the unwanted behavior happens in a neural network (`net`). The undesired property is encoded into two sets of linear constraints, the `inputConstraints` denotes box 9 and 10 do not exist and the `riskProperty` denotes

the neural network selects box 9 or 10 as the final result. The `verify()` function verifies whether if there exists an input that is contained in the specified minimum and maximum bound (`inputMinBound`, `inputMaxBound`) while satisfying `inputConstraints`, but feeding the input to the neural network produces an output that satisfies `riskProperty`.

```
import staticanalysis as sa
...
sa.verify(inputMinBound, inputMaxBound,
net, inputConstraints, riskProperty)
```

c) *Perturbation Loss over German Traffic Sign Recognition Network*: The last example is to analyze a neural network trained under the German Traffic Sign Recognition Benchmark [31] with the goal of classifying various traffic signs. With `nn-dependability-kit`, one can apply the *perturbation loss metric* using the below code snippet, in order to understand the robustness of the network subject to known perturbations.

```
import PerturbationLoss as pbl
m = pbl.Perturbation_Loss_Metric()
...
m.addInputs(net, image, label)
...
m.printMetricQuantity("AVERAGE_LOSS")
```

As shown in the center of Figure 4-a, the original image of “end of no overtaking zone” is perturbed by `nn-dependability-kit` using seven methods. The application of Gaussian noise changes the result of classification, where the confidence of being “end of no overtaking zone” has dropped 83.4% (from the originally identified 100% to 16.6%). When applying perturbation systematically over the complete data set, the result is summarized in Figure 4-b, where one concludes that the network is robust against haze and fog (the maximum probability reduction is close to 0%) but should be improved against FGSM attacks [34] and snow.

IV. OUTLOOK

The journey of `nn-dependability-kit` originates from an urgent need in creating a rigorous approach for engineering learning-enabled autonomous driving systems. We conclude this paper by highlighting some of our ongoing activities: (i) Transfer the developed safety concept to standardization communities. (ii) Investigate how assume-guarantee reasoning techniques can make formal verification scalable. (iii) Extend recent results in safe perturbation bounds [8], [35], [37], [38] to support decisions beyond classification.

ACKNOWLEDGMENT

As of June 2019, the work was supported by DENSO-fortiss research project *Dependable AI for automotive systems*, Audi-fortiss research project *Audi Verifiable AI*, and Chinese Academy of Science under grant no. 2017TW2GA0003.

REFERENCES

- [1] R. E. Bryant. Symbolic boolean manipulation with ordered binary-decision diagrams. *ACM Computing Surveys*, 24(3):293–318, 1992.
- [2] C.-H. Cheng, F. Diehl, G. Hinz, Y. Hamza, G. Nührenberg, M. Rickert, H. Ruess, and M. Truong-Le. Neural networks for safety-critical applications - challenges, experiments and perspectives. In: *Proceedings of the Conference on Design, Automation and Test in Europe (DATE)*, pages 1005–1006, IEEE, 2018.
- [3] C.-H. Cheng, C.-H. Huang, and H. Yasuoka. Quantitative projection coverage for testing ml-enabled autonomous systems. In: *Proceedings of the 16th International Symposium on Automated Technology for Verification and Analysis (ATVA)*, pages 126–142, Springer, 2018.
- [4] C.-H. Cheng, G. Nührenberg, and H. Yasuoka. Runtime monitoring neuron activation patterns. In: *Proceedings of the Conference on Design, Automation and Test in Europe (DATE)*, pages 300–303, IEEE, 2019.
- [5] C.-H. Cheng, G. Nührenberg, C.-H. Huang, and H. Yasuoka. Towards dependability metrics for neural networks. In: *Proceedings of the 16th ACM/IEEE International Conference on Formal Methods and Models for System Design (MEMOCODE)*, pages 43–46, IEEE, 2018.
- [6] C.-H. Cheng, G. Nührenberg, and H. Ruess. Maximum resilience of artificial neural networks. In: *Proceedings of the 15th International Symposium on Automated Technology for Verification and Analysis (ATVA)*, pages 251–268, Springer, 2017.
- [7] C. J. Colbourn. Combinatorial aspects of covering arrays. *Le Matematiche*, 59(1, 2):125–172, 2004.
- [8] F. Croce, M. Andriushchenko, and M. Hein. Provable robustness of ReLU networks via maximization of linear regions. In: *Proceedings of the 22nd International Conference on Artificial Intelligence and Statistics (AISTATS)*, pages 2057–2066, 2018.
- [9] S. Dutta, S. Jha, S. Sankaranarayanan, and A. Tiwari. Output range analysis for deep feedforward neural networks. In: *Proceedings of the 10th NASA Formal Methods Symposium (NFM)*, pages 121–138, Springer, 2018.
- [10] K. Dvijotham, R. Stanforth, S. Gowal, T. Mann, and P. Kohli. A dual approach to scalable verification of deep networks. In: *Proceedings of the Thirty-Fourth Conference on Uncertainty in Artificial Intelligence (UAI)*, pages 550–559, 2018.
- [11] R. Ehlers. Formal verification of piece-wise linear feed-forward neural networks. In: *Proceedings of the 15th International Symposium on Automated Technology for Verification and Analysis (ATVA)*, pages 269–286, Springer, 2017.
- [12] D. J. Fremont, X. Yue, T. Dreossi, S. Ghosh, A. L. Sangiovanni-Vincentelli, and S. A. Seshia. Scenic: A Language for Scenario Specification and Scene Generation. In: *Proceedings of the 40th annual ACM SIGPLAN conference on Programming Language Design and Implementation (PLDI)*, 2019.
- [13] Y. Gal and Z. Ghahramani. Dropout as a Bayesian approximation: Representing model uncertainty in deep learning. In: *Proceedings of the 36th International Conference on Machine Learning (ICML)*, pages 1050–1059, 2016.
- [14] L. Gauerhof, P. Munk, and S. Burton. Structuring validation targets of a machine learning function applied to automated driving. In: *Proceedings of the 37th International Conference on Computer Safety, Reliability, and Security (SAFECOMP)*, pages 45–58, Springer, 2018.
- [15] T. Gehr, M. Mirman, D. Drachler-Cohen, P. Tsankov, S. Chaudhuri, and M. T. Vechev. AI2: safety and robustness certification of neural networks with abstract interpretation. In: *Proceedings of the 2018 IEEE Symposium on Security and Privacy (S&P)*, pages 3–18, IEEE, 2018.
- [16] C. Hutchison, M. Zizyte, Milda and P. Lanigan, D. Guttendorf, M. Wagner, C. Goues, P. Koopman. Robustness testing of autonomy software. In: *Proceedings of the 40th International Conference on Software Engineering (ICSE)*, pages 276–285, ACM, 2018.
- [17] G. Katz, C. W. Barrett, D. L. Dill, K. Julian, and M. J. Kochenderfer. Reluplex: An efficient SMT solver for verifying deep neural networks. In: *Proceedings of the 29th International Conference on Computer Aided Verification (CAV)*, pages 97–117, Springer, 2017.
- [18] T. Kelly and R. Weaver. The goal structuring notation—a safety argument notation. In *DSN 2004 Workshop on Assurance Cases*, 2004.
- [19] M. Kläs and A. M. Vollmer. Uncertainty in machine learning applications: A practice-driven classification of uncertainty. In: *Proceedings of the 2018 Workshops of Computer Safety, Reliability, and Security (WAISE@SAFECOMP)*, pages 431–438, Springer, 2018.

- [20] J. Z. Kolter and E. Wong. Provable defenses against adversarial examples via the convex outer adversarial polytope. In: *Proceedings of the 35th International Conference on Machine Learning (ICML)*, pages 5283–5292, 2018.
- [21] J. Lawrence, R. N. Kacker, Y. Lei, D. R. Kuhn, and M. Forbes. A survey of binary covering arrays. *the electronic journal of combinatorics*, 18(1):84, 2011.
- [22] L. Ma, F. Xu, F. Zhang, J. Sun, M. Xue, B. Li, C. Chen, T. Su, L. Li, Y. Liu, J. Zhao, and Y. Wang. DeepGauge: multi-granularity testing criteria for deep learning systems. In: *Proceedings of the 33rd ACM/IEEE International Conference on Automated Software Engineering (ASE)*, pages 120–131, ACM, 2018.
- [23] A. Mandelbaum and D. Weinshall. Distance-based confidence score for neural network classifiers. *arXiv:1709.09844*, 2017.
- [24] A. Miné. The octagon abstract domain. *Higher-order and symbolic computation*, 19(1):31–100, 2006.
- [25] K. Pei, Y. Cao, J. Yang, and S. Jana. Deepxplore: Automated whitebox testing of deep learning systems. In: *Proceedings of the 26th Symposium on Operating Systems Principles (SOSP)*, pages 1–18. ACM, 2017.
- [26] Z. Pezzementi, T. Tabor, S. Yim, J. K. Chang, B. Drozd, D. Guttendorf, M. Wagner, P. Koopman: Putting Image Manipulations in Context: Robustness Testing for Safe Perception. In: *Proceedings of the 2018 IEEE International Symposium on Safety, Security, and Rescue Robotics (SSRR)*, pages 1–8, IEEE, 2018.
- [27] L. Pulina and A. Tacchella. An abstraction-refinement approach to verification of artificial neural networks. In: *Proceedings of the 22nd International Conference on Computer Aided Verification (CAV)*, pages 243–257. Springer, 2010.
- [28] J. Redmon, S. Divvala, R. Girshick, and A. Farhadi. You only look once: Unified, real-time object detection. In: *Proceedings of the 2016 IEEE Conference on Computer Vision and Pattern Recognition (CVPR)*, pages 779–788, 2016.
- [29] S. Seshia, D. Sadigh. Towards verified artificial intelligence. *arXiv:1606.08514*, 2018.
- [30] S. Shafaei, S. Kugele, M. H. Osman, and A. Knoll. Uncertainty in machine learning: A safety perspective on autonomous driving. In *Proceedings of the 2018 Workshops of Computer Safety, Reliability, and Security (WAISE@SAFECOMP)*, pages 458–464, 2018.
- [31] J. Stallkamp, M. Schlipsing, J. Salmen, and C. Igel. The german traffic sign recognition benchmark: a multi-class classification competition. In *The 2011 International Joint Conference on Neural Networks (IJCNN)*, pages 1453–1460. IEEE, 2011.
- [32] Y. Sun, X. Huang, and D. Kroening. Testing deep neural networks. *arXiv:1803.04792*, 2018.
- [33] Y. Sun, M. Wu, W. Ruan, X. Huang, M. Kwiatkowska, and D. Kroening. Concolic testing for deep neural networks. *arXiv:1805.00089*, 2018.
- [34] C. Szegedy, W. Zaremba, I. Sutskever, J. Bruna, D. Erhan, I. Goodfellow, and R. Fergus. Intriguing properties of neural networks. *Proceedings of the 2nd International Conference on Learning Representations (ICLR)*, 2014.
- [35] Y. Tsuzuku, I. Sato, and M. Sugiyama. Lipschitz-margin training: Scalable certification of perturbation invariance for deep neural networks. In: *Proceedings of the International Conference on Advances in Neural Information Processing Systems (NeurIPS)*, pages 6541–6550, 2018.
- [36] S. Wang, K. Pei, J. Whitehouse, J. Yang, and S. Jana. Formal security analysis of neural networks using symbolic intervals. In: *Proceedings of the 27th USENIX Security Symposium (USENIX)*, pages 1599–1614, 2018.
- [37] T.-W. Weng, H. Zhang, H. Chen, Z. Song, C.-J. Hsieh, D. Boning, I. S. Dhillon, and L. Daniel. Towards fast computation of certified robustness for ReLU networks. *Proceedings of the 35th International Conference on Machine Learning (ICML)*, pages 5273–5282, 2018.
- [38] E. Wong, F. R. Schmidt, J. H. Metzen, J. Z. Kolter. Scaling provable adversarial defenses. In: *Proceedings of the International Conference on Advances in Neural Information Processing Systems (NeurIPS)*, pages 8410–8419, 2018.