

Towards Safer Smart Contracts: A Sequence Learning Approach to Detecting Security Threats

Wesley Joon-Wie Tann*
National University of Singapore
wesleyjtann@u.nus.edu

Sourav Sen Gupta
Nanyang Technological University
sg.sourav@ntu.edu.sg

Xing Jie Han
Nanyang Technological University
xhan017@e.ntu.edu.sg

Yew-Soon Ong
Nanyang Technological University
asysong@ntu.edu.sg

ABSTRACT

Symbolic analysis of security exploits in smart contracts has demonstrated to be valuable for analyzing predefined vulnerability properties. While some symbolic tools perform complex analysis steps, they require a predetermined invocation depth to search vulnerable execution paths, and the search time increases with depth. The number of contracts on blockchains like Ethereum has increased 176 fold since December 2015. If these symbolic tools fail to analyze the increasingly large number of contracts in time, entire classes of exploits could cause irrevocable damage. In this paper, we aim to have safer smart contracts against emerging threats. We propose the approach of sequential learning of smart contract weaknesses using machine learning—long-short term memory (LSTM)—that easily learns from a large number of contracts, leading to safer smart contracts. Our experimental studies on approximately 1.7 million smart contracts revealed encouraging results. We observed a detection accuracy of 96.44% and F_1 score of 96.38% on contract security exploits. In addition, our approach accurately detected up to 90.48% of contracts that were false positive (FP) errors by MAIAN, a prominent symbolic tool.

CCS CONCEPTS

• **Security and privacy** → Software and application security.

KEYWORDS

Security threat detection, machine learning, safer smart contracts

1 INTRODUCTION

Smart contracts provide automated peer-to-peer transactions while leveraging on the benefits of the decentralization provided by blockchains. As smart contracts are able to hold virtual coins worth upwards of hundreds of USD each, they have allowed the automated transfer of monetary values or assets via the logic of the contract while having the correctness of its execution governed by the consensus protocol [33]. The inclusion of automation in blockchain resulted in rapid adaptation of the technology in various sectors such as finance, healthcare, and insurance [43]. Ethereum, the most popular platform for smart contracts had a market capitalization upwards of \$21 billion USD [10]. Due to the fully autonomous nature of smart contracts, exploits are especially damaging as they are largely irreversible due to the immutability of blockchains. On Ethereum alone, over 3.6 million Ether (virtual coins used by Ethereum) were

stolen from a decentralized investment fund called The DAO (Decentralized Autonomous Organization) in June 2016, incurring losses of up to \$70 million USD [20]. In November 2017, \$300 million USD was frozen because of Parity’s MultiSig wallet [36]. Both hacks that occurred were due to exploitable logic within smart contracts themselves, and these incidents highlighted a strong imperative for the security of smart contracts.

The tools used in smart contract symbolic analysis are mainly based on formal methods of verification. While most analysis tools have applied both static and dynamic analysis to automatically detect bugs in smart contracts [23, 29, 39], some have focused on finding vulnerabilities across multiple invocations of a contract [27]. OYENTE is one such example of an automatic bug detector. It was proposed to act as a form of pre-deployment mitigation, by analyzing smart contracts for vulnerabilities at a bytecode level [29]. It uses symbolic execution to capture traces that match the characteristics of the classes of vulnerabilities as defined. However, it is not complete as confirmations of flagged contracts being vulnerable were only done manually in the presence of contract source code.

Recently, it has been shown that MAIAN, a tool for precisely specifying and reasoning about trace properties, which employs interprocedural symbolic analysis and concrete validation for exhibiting real exploits [35], was able to capture many well-known examples of unreliable bugs. Using predefined execution trace vulnerabilities directly from the bytecode of Ethereum smart contracts, MAIAN labels vulnerable contracts as one or two of the three categories—suicidal, prodigal, and greedy. MAIAN is able to detect different classes of vulnerabilities that may only appear after multiple invocations, while verifying its results on a private fork of Ethereum. However, the degree of accuracy in its detection is limited by its invocation depth, whereby states that vulnerabilities may occur in were not reached due to a tradeoff between analysis time and exhaustiveness of search. In addition, concrete validation of contracts can only be performed by MAIAN either on flagged contracts that are alive within the forked Ethereum chain or on contracts with existing source code readily available.

In the field of machine learning, recurrent neural networks are exceptionally expressive and powerful models adapted to sequential data. The long short-term memory (LSTM) model is a compelling variant of recurrent networks mainly used to solve difficult sequential problems such as speech recognition [13, 21], machine translation [12, 42], and natural language processing [19, 28]. In recent years, there has been an increasing interest in the security of smart contracts and machine learning in security, with papers on

*The first author performed the work while at Nanyang Technological University

automated exploit analysis [2], neural networks for guessing passwords [30], exploits for a contract developed from bytecode [26], and taxonomy of common programming pitfalls [4].

In this work, we introduce a LSTM model for detecting smart contract security threats at an opcode level. To the best of our knowledge, this is the first machine learning approach to smart contract exploit detection. We study the applicability of using a LSTM model to detect smart contract security threats. As smart contracts become available in a sequential order, they could be used to update the LSTM model for future contracts at each point in time. Since only around 1% of all smart contracts have available Solidity source code (we refer to Etherscan [15]), it highlights the utility of our LSTM learning model as a smart contract security tool which operates solely at the opcode level.

Contributions. Our contributions in this work are as follows:

- We show that a LSTM model is able to outperform symbolic analysis tool MAIAN [35] in detecting smart contract security vulnerabilities.
- We experimentally demonstrate that the LSTM performance improves with new contracts, and eventually achieved
 - (1) detection test accuracy of 96.44%
 - (2) F_1 score of 96.38%
- We improve FP detection capabilities of the LSTM model, and show that our approach detected up to 90.48% of challenging contracts that were false positive (FP) errors by symbolic tool MAIAN.
- By demonstrating that the proposed LSTM tool is a competitive alternative to symbolic analysis tools, we set a benchmark for future work on machine learning models that ensure smart contracts security.

2 BACKGROUND

2.1 Smart Contracts

Smart contracts are autonomous, state-based executable code that are stored, verified, and executed on the blockchain. Ethereum smart contracts are predominantly written in a Turing-complete, stack-based bytecode language—Solidity. A smart contract is deployed on the Ethereum blockchain in the form of a transaction by a sender, where an address is assigned to the contract. Each smart contract contains a state (account balance and private storage) and executable code. Once deployed, a smart contract is immutable and no modifications can be made to the contract. However, it may be killed if a *Suicide* instruction in the contract is executed.

Contracts, once deployed on the blockchain, may be invoked by sending transactions to the contract addresses, along with input data and *gas* (“fuel” for smart contract execution). In Ethereum, gas is assigned proportionately to the amount of computation required for each instruction in its instruction set [16]. This gas is used as an incentive within the proof-of-work system for executing the contracts. If gas is insufficient or exhausted before the end of execution, no gas is refunded to the caller and the transaction (including state) is reverted. No transactions can be sent to or from a killed contract.

In Ethereum, an invocation of a smart contract is executed by every fullnode in the network, taking into account both the current state of the blockchain and the state of the executing contract, to

reach consensus on the output of the execution. The contract would then update the contract state, transfer values to other contract addresses, and/or execute functions of other contracts.

2.2 Contracts with Vulnerabilities

Due to the autonomy and immutability of smart contracts, once an attack is executed successfully on a contract, it is impossible for the transaction to be reversed without performing a hardfork [9] on the underlying blockchain. As the distribution of smart contracts within Ethereum is heavily skewed towards the financial sector (primarily used for transfer of assets or funds) [5], some of the past attacks have incurred multimillion-dollar losses. This highlights a strong need for security of smart contracts. Although there are several existing studies and analyses of exploit categories in smart contracts [8, 23, 29], we primarily focus on the classes defined in [35], due to their extensive coverage and availability of the open source tool MAIAN. We will briefly go over some of the concepts and the exploit categories highlighted in the paper.

An execution trace of a smart contract is a series of contract invocations that occurred during its lifetime. Exploits that happen over a sequence of contract invocations are known as *trace exploits*. In [35], the exploits in Ethereum smart contracts are classified under three categories—suicidal, prodigal, and greedy.

Suicidal Contracts. Smart contracts that can be killed by any arbitrary address are classified as *suicidal*. Although some contracts have an option to kill themselves as a mitigation against attacks, if improperly implemented, the same feature may allow any other user the option of killing the contract as well. This occurred during the ParitySig attack [36], where an arbitrary user managed to gain ownership of a library contract and killed it, rendering any other contract that relied on this library useless and effectively locking their funds.

Prodigal Contracts. Smart contracts classified as *prodigal* are ones that can leak funds to arbitrary addresses, which either (a) do not belong to the owner of the contract, or (b) have not deposited Ether to the contract. Contracts often have internal calls to send funds to other contracts or addresses. However, if there are insufficient mechanisms in place to guard the availability of such calls, attackers may be able to exploit this call to funnel Ether to their own accounts, draining the vulnerable contract of its funds.

Greedy Contracts. Smart contracts that are unable to release Ether are classified as *greedy*. Following the ParitySig attack [36], many accounts dependent on the library contract were unable to release funds, resulting in an estimated loss of \$30 million USD. Within the greedy class, the vulnerable contracts are subdivided into two categories—(a) contracts that accept Ether but completely lack instructions to send funds, and (b) contracts that accept Ether and contain instructions to send funds, but are unable to perform the task.

2.3 Recurrent Neural Networks

Recurrent Neural Networks (RNNs) are powerful machine learning models adapted to sequence data. These models can learn and achieve outstanding performance on many hard sequential learning

problems such as speech recognition, machine translation, and natural language processing. These neural networks possess a remarkable ability to learn highly accurate models using only two hidden layers [34]. However, standard RNNs are hard to properly train in practice. The main reason why the model is so unmanageable is that it suffers from both exploding and vanishing gradients [6]. Both issues are due to the RNN’s recurrent nature.

While the exploding gradients problem is relatively easy to solve by simply shrinking gradients with norms passing a certain threshold, a method known as gradient clipping [31, 37], the vanishing gradient issue is much more challenging. This is because vanishing gradients do not cause the gradient itself to be small. In fact, the gradient’s component in directions that correspond to short-term dependencies is large, while the component in directions that correspond to long-term dependencies is small. As a result, recurrent networks are able to easily learn the short-term dependencies but not the long-term ones.

2.4 Long Short-Term Memory

In order to address the vanishing gradient and long-term dependency issues of standard RNNs, the long short-term memory (LSTM) network was proposed [17, 22]. In the LSTM, gate functions were recommended to be used for controlling information flow in any given recurrent unit—an input gate, a forget gate, and an output gate. An input gate functions as a gate keeper to allow relevant signals through into the hidden context. On the other hand, the forget gate is used to determine the amount of prior information remembered for the current time-step, and the output gate functions as a prediction mechanism. By introducing such information gate controls, the LSTM almost always performs much better than standard RNNs.

RNNs take a sequence $\{x_1, x_2, \dots, x_T\}$ as input and construct a corresponding sequence of hidden states (or representations) $\{h_1, h_2, \dots, h_T\}$. In the simplest case, a single-layer recurrent network uses the hidden representations $\{h_1, h_2, \dots, h_T\}$ for estimation and prediction. In deep RNNs, each hidden layer uses the hidden states of the previous layer as inputs. That is, the hidden states in layer $k - 1$ are used as inputs to layer k . In RNNs, every hidden state in each layer performs memory-based learning to place importance on relevant features of the task using previous inputs. Previous hidden states and current inputs are transformed into a new hidden state, and it is achieved through a recurrent operator that takes in (h_{t-1}, x_t) , such as:

$$h_t = \tanh(W_h h_{t-1} + W_x x_t + b),$$

where W_h , W_x , and b are parameters of the layer and $\tanh(\cdot)$ represents the standard hyperbolic tangent function.

The LSTM architecture is specifically designed to handle recurrent operations. In this architecture, a memory cell c_t , as shown in Figure 1, is introduced for internal long-term storage. As we recall that the hidden state h_t is an approximate representation of state at time-step t , both c_t and h_t are computed via three gate functions to retain both long and short term storage of information. The forget gate f_t , via an element-wise product, directly connects c_t to the memory cell c_{t-1} of the previous time-step. Using large values for the forget gates would cause the cell to retain almost all of its previous values. In addition, input gate i_t and output gate

o_t control the flow of information within themselves. Each gate function has its own weight matrix and a bias vector. We denote the parameters with subscripts f for the forget gate function, i for the input gate function, and o for the output gate function respectively (e.g., W_{xf} , W_{hf} , and b_f are parameters of the forget gate function).

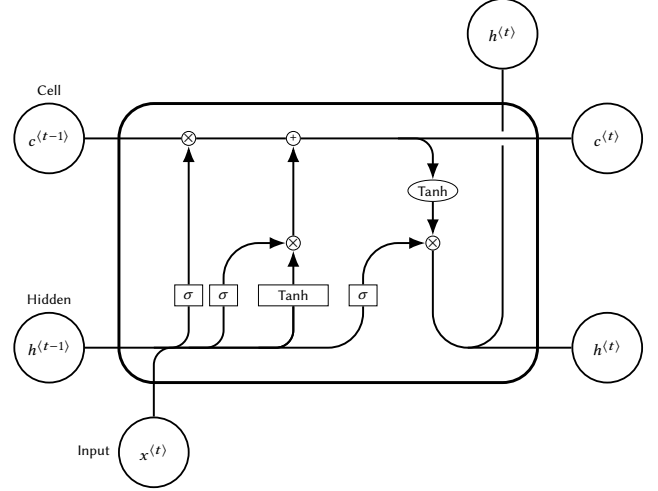


Figure 1: Schematic of a Long Short-Term Memory Cell.

Practitioners across various fields in sequence modeling use slightly different LSTM variants. In this work, we follow the model of leading natural language processing research [19], used to handle complex sequences with long-range structure. The following is the formal definition of our full LSTM architecture, without peep-hole connections,

$$i_t = \sigma(W_{xi}x_t + W_{hi}h_{t-1} + b_i) \quad (1)$$

$$f_t = \sigma(W_{xf}x_t + W_{hf}h_{t-1} + b_f) \quad (2)$$

$$o_t = \sigma(W_{xo}x_t + W_{ho}h_{t-1} + b_o) \quad (3)$$

$$g_t = \tanh(W_{xg}x_t + W_{hg}h_{t-1} + b_g) \quad (4)$$

$$c_t = f_t \odot c_{t-1} + i_t \odot g_t \quad (5)$$

$$h_t = o_t \odot \tanh(c_t) \quad (6)$$

where $\sigma(\cdot)$ is the sigmoid function, $\tanh(\cdot)$ is the hyperbolic tangent function, and \odot denotes element-wise product.

3 LEARNING SMART CONTRACT THREATS

In this section, we propose the modeling of smart contract exploits using a sequential machine learning approach, and explain how a LSTM learning model handles the semantic representations of smart contract opcode. We present the security threat detection objective, properties of smart contract opcode as a sequence, and opcode embedding representation.

3.1 Classification of Contract Threats

The objective of our LSTM learning model is to perform a two-class classification, in order to detect if any given smart contract contains security threats. Motivated by the concepts in optimization, the

objective in the LSTM learning is to minimize the detection loss function, in order to maximize classification accuracy. Through the loss provided by each training data point, we ideally expect the sequence model to learn from the errors. Loss functions of learning models are mostly application specific and are selected based on how they affect the performance of the classifiers [3, 7]. The most common ones used to measure the performance of a classification model are the cross-entropy loss (logarithmic loss), softmax, and squared loss.

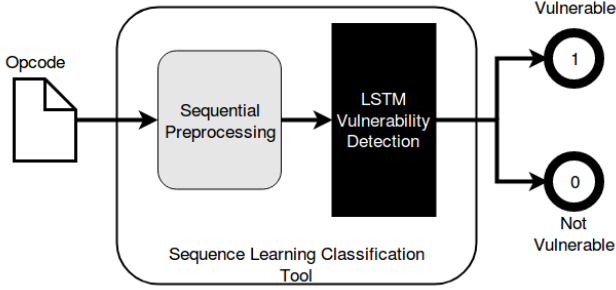


Figure 2: LSTM Smart Contract Vulnerability Classification.

In our case, we have chosen the logarithmic loss or the binary cross-entropy loss function. It is preferred as we formalized the smart contract threat detection into a binary classification problem. Let us proceed to define the derivation of a binary cross-entropy loss function \mathcal{L} :

$$\mathcal{L} = -\frac{1}{N} \sum_x [y \ln a + (1 - y) \ln(1 - a)], \quad (7)$$

where N is the total number of contract opcodes in the training dataset, x the sum over all training opcodes, $a = \sigma(z)$, where $z = \sum_j w_j x_j + x_{+1}$ is the weighted sum of the inputs, and y the corresponding desired threat estimate. As the network improves its estimation of desired outputs y for all training opcodes X , the summation of cross-entropy loss tends toward zero. This means that as a model learns to be more accurate in classifying smart contracts over time, it minimizes the distance between output estimate a and the desired output y . A perfect classifier would achieve a log loss of precisely zero.

3.2 Sequential Modeling of Smart Contracts

In this section, we first introduce the Ethereum opcode sequence processed by the LSTM model, followed by the usage of smart contract opcode sequence as input for our learning model to detect security threats, Figure 2.

3.2.1 Ethereum Opcode Sequence. Smart contract threat detection, like many sequence learning tasks, involves processing sequential opcode data. More precisely, opcodes are a sequence of numbers interpreted by the machine (virtual or silicon) that represents the type of operations to be executed. In the Ethereum environment, opcodes are a string of low level human-readable instructions specified in the yellow paper [41]. The machine instruction language is processed by Ethereum Virtual Machine (EVM)—a stack-based

architecture with a word size of 256-bit. Each instruction is defined with an opcode (value), name (mnemonic), δ value, α value, and a description. For each instruction, the α value is the number of additional items placed on the stack for that instruction. Similarly, the δ value is the number of items required on the stack for that instruction.

```
60 60 52 36 15 61 57 60 35 7c 90 04 63 16 80 63 14 61 57 80 63 14 61 57 80 63
14 61 57 5b 61 5b 60 60 90 54 90 61 0a 90 04 73 16 73 16 34 60 51 80 90 50 60
60 51 80 83 03 81 85 87 61 5a 03 f1 92 50 50 50 15 61 57 7f 60 60 90 54 90 61
0a 90 04 73 16 60 51 80 82 73 16 73 16 81 52 60 01 91 50 50 60 51 80 91 03 90
a1 61 56 5b 60 60 fd 5b 5b 56 5b 00 5b 34 15 61 57 fe 5b 61 60 80 80 35 73 16
90 60 01 90 91 90 50 50 61 56 5b 00 5b 34 15 61 57 fe 5b 61 60 80 80 35 73 16
90 60 01 90 91 90 50 50 61 56 5b 00 5b 61 60 80 80 35 73 16 90 60 01 90 91 90
80 35 90 60 01 90 82 01 80 35 90 60 01 90 80 80 60 01 60 80 91 04 02 60 01 60
51 90 81 01 60 52 80 93 92 91 90 81 81 52 60 01 83 83 80 82 84 37
```

Figure 3: Sample opcode sequence used as input data to the LSTM learning model.

To generate the labels required for supervised machine learning, the contracts were processed by passing bytecodes through MAIAN to obtain vulnerability classifications. In the process, opcodes were also retrieved. A sample EVM opcode thus produced, which the LSTM model takes as input is shown in Figure 3. The addresses of the contracts were saved, along with the valid corresponding EVM opcodes, and threat classifications (categories) into a data-frame, Figure 4.

	ADDRESS	OPCODE	CATEGORY
0	0x219f4ee903178e78773e5d1e3520cfd507485bc6	60 60 52 36 15 61 57 60 35 7c 90 04 63 16 80 6...	1 0 0 0
1	0x560ed796aa8d23411b94b9d047ecdda39d4fcdcb	60 60 52 36 15 61 57 60 35 7c 90 04 63 16 80 6...	1 0 0 0
2	0xe726f97f3c63dd71c1520c102adc39d1a2693ea	60 60 52 36 15 61 57 60 35 7c 90 04 63 16 80 6...	1 0 0 0
3	0x8ebac490495958b3804bb079e259340f0f53b69c	60 60 52 36 15 61 57 60 35 7c 90 04 63 16 80 6...	1 0 0 0
4	0x190700d69031db6b072a30577f9b3dbc53a320e1	60 60 52 36 15 61 57 60 35 7c 90 04 63 16 80 6...	1 0 0 0

Figure 4: Dataset: Contract address, opcode, and category.

We then use these smart contract opcodes as input to our sequence learning model. Our choice of using opcodes for learning smart contract threats is based on the long-proven capability of machine learning malware detection in both Windows and Android systems. In malware detection, models typically learn from opcode features to achieve impressive detection accuracy [1, 24]. This approach of learning from opcode features prevails over traditional malware detection approaches such as signature-based detection and heuristic-based detection, even offering the added benefit of being able to learn from existing patterns at a binary level to classify unknown threats [38]. In this study, we propose a similar approach by applying machine learning to opcodes derived from Ethereum smart contracts.

3.2.2 Opcode Sequence for Threat Detection. Numerous tasks with sequential inputs and/or sequential outputs can be modeled with RNNs [25]. For our application in smart contract opcode security threat detection, where inputs consists of a sequence of opcodes, opcodes are typically fed into the network in consecutive time steps. The most straightforward way to represent opcodes is to use

a binary vector with length equal to the size of machine instruction list for each opcode in the directory—*one-hot encoding*, as shown in Figure 5.

$$\begin{bmatrix} 1 \\ 0 \\ 0 \\ \vdots \\ 0 \\ 0 \end{bmatrix}, \begin{bmatrix} 0 \\ 1 \\ 0 \\ \vdots \\ 0 \\ 0 \end{bmatrix}, \begin{bmatrix} 1 \\ 0 \\ 1 \\ \vdots \\ 0 \\ 0 \end{bmatrix}, \dots, \begin{bmatrix} 0 \\ 0 \\ 0 \\ \vdots \\ 0 \\ 1 \end{bmatrix}$$

Figure 5: Left to right: one-hot vectors representing the first, second, third, and last opcodes in the instruction list, respectively.

Such a simple encoding [14] has many disadvantages. First, it is an inefficient way of representing opcodes, as large sparse vectors are created when the number of instructions increases. On top of that, one-hot vectors do not capture any measure of functional similarity between opcodes in the encoding. Hence, we model opcodes with code vectors. It represents a significant leap forward in advancing the ability to analyze relationships between individual opcodes and opcode sequences. Code vectors are able to capture potential relationships in sequences, such as syntactic structure, semantic meaning, and contextual closeness. The LSTM learns these relationships when given a collection of supervised smart contract opcode data to initialize the vectors using an embedding algorithm [32].

The embedding, shown in Figure 6, is a dense matrix in a linear space, which achieves two important functions. Firstly, by using an embedding with a much smaller dimension than the directory, it reduces the dimension of opcode representations from the size of the directory to the embedding size ($|\mathcal{U}| \ll |\mathcal{D}|$), where $|\mathcal{U}|$ and $|\mathcal{D}|$ are the embedding and directory sizes respectively. Secondly, learning the code embedding helps in finding the best possible representations, and groups similar opcodes in a linear space.

$$\begin{array}{c} \text{One-hot Vector} \\ 10,000 \times 1 \end{array} \begin{bmatrix} 0 \\ 0 \\ 1 \\ 0 \\ 0 \\ \vdots \\ 0 \\ 0 \\ 0 \\ 0 \end{bmatrix} = \begin{array}{c} \text{Code Vector} \\ 200 \times 1 \end{array} \begin{bmatrix} 7 \\ 5 \\ 9 \\ 3 \end{bmatrix}$$

$$\begin{array}{c} \text{Embedding Matrix} \\ 200 \times 10,000 \end{array} \begin{bmatrix} 2 & 3 & \cdots & 0 & 6 & 8 \\ 9 & 6 & \cdots & 1 & 6 & 8 \\ 0 & 8 & \cdots & 5 & 4 & 0 \\ 3 & 4 & \cdots & 8 & 8 & 1 \end{bmatrix}$$

Figure 6: Example of Opcode Embedding.

In our opcode sequence modeling experiments, an embedding matrix is trained end-to-end together with the LSTM as batches of opcodes are used as inputs. A sigmoid, which is a special case of

the logistic function with output values from 0 to 1, is used for the output layer. Intuitively, the outputs correspond to the probability that each opcode sequence is categorized as either one of the predicted class.

4 EXPERIMENTS

We trained and tested the proposed LSTM model on roughly 1.7 million contracts, by obtaining 920,179 existing smart contracts from the Google BigQuery [18] Ethereum blockchain dataset and creating approximately 800 thousand synthetic contracts. This dataset includes the first block of Ethereum, up until block 4,799,998, which was the last block mined on December 26, 2017.

4.1 Smart Contract Label Generation

We used the Ethereum dataset downloaded from Google BigQuery. First, we parse the contracts’ bytecode into opcode using the EVM instruction list. In order to obtain labels for smart contracts in blocks 0 to 4,799,998, we ran the contracts through the MAIAN tool. A total of 920,179 contracts were processed, producing a number of flagged contracts. Preprocessing our dataset using the MAIAN tool, we collected the sequential opcodes, which are instructions found in the EVM list of execution code, as inputs for our LSTM learning model. In the data category, a string "1 0 0 0" represents negatives (no vulnerabilities detected by MAIAN), "0 1 0 0" represents suicidal, "0 0 1 0" represents prodigal, and "0 0 0 1" represents greedy.

Next, we removed the wrongly flagged prodigal and suicidal contracts (false positives) identified by Nikolic et al. [35]. The brief overview of the experiments to identify the false positives that were performed by the team of Nikolic et al. are as follows:

- Concrete validation for prodigal and suicidal contracts were performed by running the flagged contracts along with its sequence of invocations produced by MAIAN on a private fork of Ethereum, effectively ensuring the reproducibility of the vulnerabilities. Contracts that were not exploitable but were flagged by MAIAN were categorized as false positives.
- For contracts categorized as greedy (recall from section 2.2), concrete validation was performed in a similar procedure for category (a) of greedy contracts by sending Ether to the flagged contracts and ensuring that no instructions exist within the contract that allowed the ether to be transferred out. For category (b), where instructions exist that allowed the possibility of Ether being transferred out, manual analysis was performed on the contracts which have source code available—none of them were identified to be true positives.

Since no data was available for the wrongly flagged greedy contracts, we assumed all contracts in category (b) of the greedy contracts as false positives and removed them from our dataset, in accordance with findings presented in Nikolic et al. [35]. After cleaning and preprocessing our data, we report the number of distinct contracts, calculated by comparing the contract opcodes. Given the large number of flagged contracts, we then checked for duplicates. We found 8640 distinct contracts that were flagged as suicidal (1378), prodigal (1632), and greedy (5801). From this set, we found 171 contracts, which were both suicidal and prodigal.

Table 1 is a summary of data processed using the MAIAN tool. The difference of 50,719 processed contracts between the 970,898

Category	Reported by [35] MAIAN Paper	Processed by us MAIAN Tool	Distinct (flagged)
Contracts Processed	970,898	920,179	
Suicidal	1495	1544	1378
Prodigal (Leak)	1504	1786	1632
Greedy (Lock)	31,201	17,084	5801

Table 1: Processed and categorized contracts by MAIAN.

contracts previously reported [35] and the 920,179 processed by us was due to empty contracts. In addition, we believe that version updates of the MAIAN tool since the numbers were last reported in March 2018 contributed to this difference.

Using this dataset, we trained and tested the LSTM learning model on 8640 flagged contracts and 859,375 unflagged contracts, from which we removed invalid opcode instructions and duplicates. We chose this security exploit detection task with this specific subset of the entire Ethereum dataset because of the public availability of smart contracts data, which has been analyzed symbolically [35], and it serves as a baseline for our model. We used a fixed directory of 150 execution instructions for the smart contracts opcode. Since 150 is a small number when compared with most other sequence tasks in machine learning, all unique instructions were included for learning.

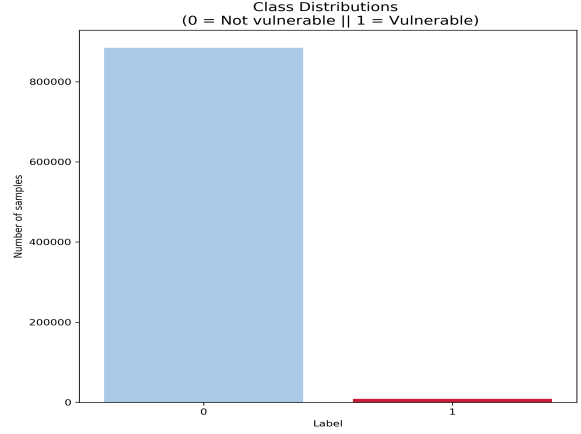
4.2 Preprocessing Labeled Opcodes

While we collected a moderately large training set, it was highly imbalanced. It is an issue with classification problems where the classes are not represented equally, and one class outnumbers the other classes by a large proportion. Based on the distribution of our dataset, Figure 7a, 99.03% of the contracts are labeled as not vulnerable by MAIAN, while only 0.97% of contracts are either greedy, suicidal, and/or prodigal. In order to handle the imbalanced set, we grouped all vulnerable contracts together to retrieve 8640 samples in one class, and samples not classified in any of the vulnerable categories were grouped into another class. Hence, samples with no security vulnerabilities are labeled with integer 0 and vulnerable contracts labeled with 1.

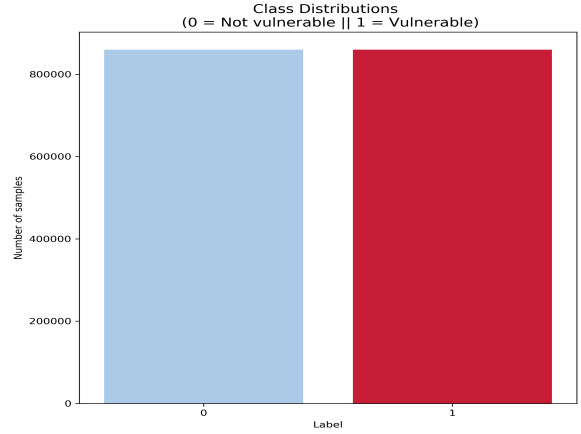
Next, we resampled the dataset to achieve a balanced distribution, where half of the contracts are from class 0 and the other half from class 1. We randomly sampled contracts for training from the class 0 set, and created an equal number of synthetic class 1 samples. Using a popular method to over-sample minority classes, the Synthetic Minority Oversampling Technique (SMOTE) [11], we over-sampled the minority (abnormal) class. After performing the resampling, we ended up with a balanced dataset, as shown in Figure 7b.

We found that the LSTM model was fairly easy to train on this new balanced dataset. A shallow one-layer LSTM with 64 units, and 128 dimensional word embedding, with an input vocabulary of 150 opcode instructions was chosen. The classification task is based on a binary output using the sigmoid activation function. We found shallow LSTMs to generalize well over our rebalanced dataset, and it does not overfit the training samples. The resulting LSTM has 177,538 parameters, with training details as follows:

- We divided the class 1 dataset of 8640 samples into 64% training, 16% validation, and 20% test.



(a) Imbalanced dataset



(b) Rebalanced dataset

Figure 7: Imbalanced and rebalanced datasets.

- We over-sampled class 1 dataset into 550,000 training samples, 137,500 validation samples, and 171,875 test samples.
- We then added an equal number of class 0 contracts into the datasets.
- In total, we have training dataset size of 1,100,000, validation set size of 275,000, and test set size of 343,750.
- We used Adam as the adaptive gradient descent optimizer, and trained our LSTM model for a total of 60 epochs.
- We used batches of 256 opcode sequences at a time for the gradient and training exercise in our model.
- We used binary cross-entropy loss (log loss), which measures the performance of a classification model with output of a soft value between 0 and 1.

4.3 Results

In this section, we show the experimental performance and results of our LSTM learning model on smart contract security threat detection tasks. Source code is available here ¹.

4.3.1 Balanced Dataset. We use the LSTM learning model for evaluation and report test accuracy, recall, precision, F_1 , and area under curve of Receiver Operating Characteristic (AUC ROC) scores on the newly resampled balanced set.

		Actual Class	
		Class 1	Class 0
Predicted Class	Class 1	$C_{0,0}$ 171,001	$C_{0,1}$ 3809
	Class 0	$C_{1,0}$ 874	$C_{1,1}$ 168,066

Figure 8: Confusion matrix of LSTM prediction.

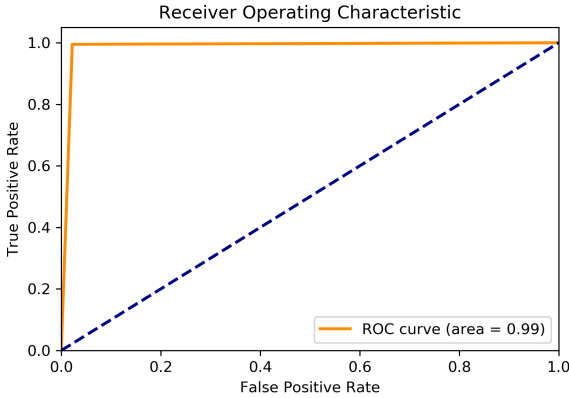


Figure 9: ROC Curve.

The confusion matrix C , Figure 8, is used to evaluate classifier output quality. In a binary classification, $C_{0,0}$ is the count of true positives, $C_{0,1}$ false positives, $C_{1,0}$ false negatives, and $C_{1,1}$ true negatives. In addition, we present another measure that evaluates classifier output quality. The ROC curve, Figure 9, features the true positive rate on the Y axis and false positive rate on the X axis. ROC curves are usually used to study performance of binary classifiers. A large area under the curve (AUC) means a good classification performance. The training and validation process plots are shown

¹<https://github.com/wesleyjtann/Safe-SmartContracts>

in Figure 10. We report the classification accuracy and loss of the LSTM model on both training and validation datasets.

From the results, we can see that the trained LSTM model achieved an impressive detection performance. For the test set, which consists of 343,750 samples from the balanced dataset, the LSTM model achieved a test accuracy of 98.64%. The test accuracy, Eq (8), is a straightforward detection evaluation metric.

$$\text{Accuracy} = \frac{\text{True Positives} + \text{True Negatives}}{\text{Total Tested}} \quad (8)$$

However, accuracy is not an adequate performance measure for highly imbalanced datasets, as models could easily achieve high accuracy by labeling all samples as the majority class. Since our dataset has been balanced with synthetic samples, our model is unlikely to neglect the minority class. We proceed further to check both precision (Eq (9)) and recall (Eq (10)) scores. The precision metric measures the ability of our LSTM model not to mislabel a safe smart contract as unsafe, while the recall metric measures the model's ability to find all unsafe contracts.

$$\text{Precision} = \frac{\text{True Positives}}{\text{True Positives} + \text{False Positives}} \quad (9)$$

$$\text{Recall} = \frac{\text{True Positives}}{\text{True Positives} + \text{False Negatives}} \quad (10)$$

Another performance metric that takes both precision and recall into account is the F_1 score (Eq (11)). It is the harmonic mean of precision and recall scores, and it can also be interpreted as a weighted average of precision and recall, where an F_1 score reaches its best value at 100% and worst score at 0%.

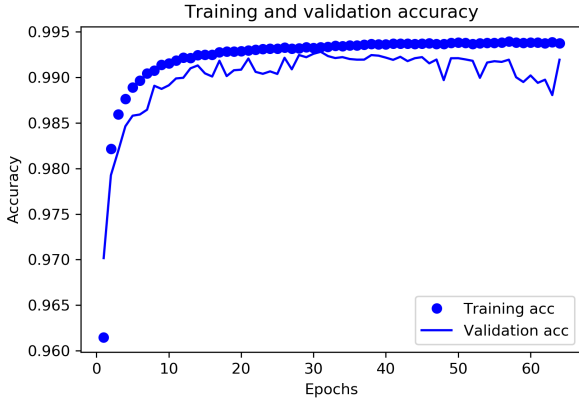
$$F_1 = 2 * \frac{\text{Precision} \times \text{Recall}}{\text{Precision} + \text{Recall}} \quad (11)$$

Classification Performance Measure	LSTM %
Test Accuracy	98.64
Recall Score	99.49
Precision Score	97.82
F_1 Score	98.65
ROC AUC Score	98.64

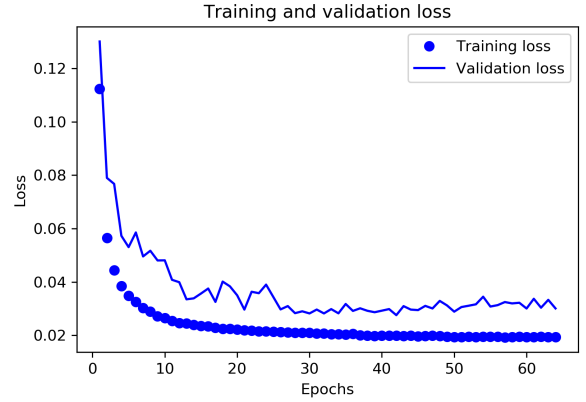
Table 2: LSTM detection performance measures.

Hence, based on the LSTM learning model detection performance, Table 2, it clearly shows that the model is able to detect unsafe smart contracts correctly. On top of the detection accuracy, which was the only performance metric shown in [35], we provide additional evaluation metrics and show compelling evidence that the LSTM model is able to accurately detect unsafe smart contracts. In summary,

- the LSTM model proved to be highly accurate at detecting unsafe smart contracts, and
- the LSTM with 98.64% accuracy significantly outperformed MAIAN's 89% accuracy in detecting unsafe smart contracts.



(a) Accuracy in Training and Validation



(b) Loss in Training and Validation

Figure 10: Training and validation over 60 epochs.

We note that while symbolic analyzers are able to perform in-depth analysis of smart contract properties to detect the exact bugs, the LSTM model is able to quickly and accurately detect security exploits in the smart contracts. Running MAIAN on 32 cores required 10.0 seconds on average per contract [35], while the LSTM only took an average of less than 1.0 second to classify each contract using a single core. Moreover, concrete validation of flagged contracts in the case of MAIAN requires the creation of a private fork of the original Ethereum blockchain, and it can only analyze a contract from a particular block height where the contract is still alive. Not only is it a complicated and time consuming task, it is not clear how one selects a block height to include all flagged contracts that are still alive. Given that the LSTM model is a simple machine learning technique to implement, we recommend complementing the concrete validation of symbolic analyzers with our learning model.

However, when we tested our machine learning model on the wrongly flagged contracts (false positives) identified in [35], the LSTM is unable to detect any of them. By only removing the false positives from our initial training dataset, the trained LSTM model is just a machine learning version of the MAIAN tool, including their weaknesses, albeit with improved detection capabilities.

4.3.2 Improving Detection of FPs. In order to improve the learning model’s ability to accurately detect complex smart contracts, we utilized these wrongly flagged samples that were initially removed from our balanced dataset. The results in Table 3 shows clearly that the improved LSTM model is able to detect a much larger portion of these complicated smart contracts.

First, we corrected the labels of the 27,266 FP contracts and processed them to check for duplicates. Out of these 27,266 contracts, only 346 of them were unique. As duplicates that appear in training, validation, and test sets could lead to disingenuous performance results, we only used these unique smart contracts to add back to our dataset. Next, we divided these 346 FP contracts into the same proportion of 64%, 16%, and 20%, and added them to the training, validation, and test sets respectively. With no overlap of unique contracts in each dataset, the small number FP contracts are then

Category	# Distinct contracts tested	# Correctly classified	Accuracy %
Greedy FPs	42	38	90.48
Prodigal FPs	56	48	85.71
Suicidal FPs	12	9	75.00

Table 3: LSTM classification performance on contracts falsely flagged by MAIAN tool.

resampled using SMOTE to roughly 25% of the training, validation, and test sets.

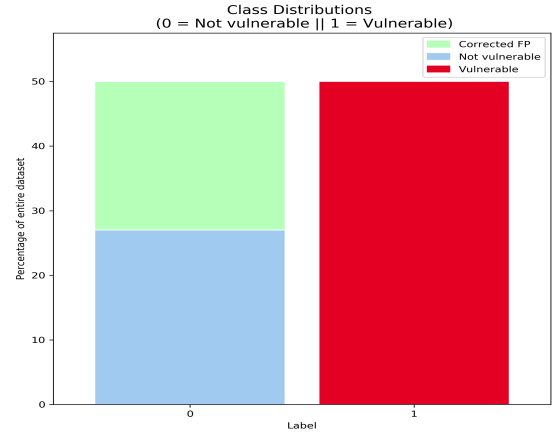
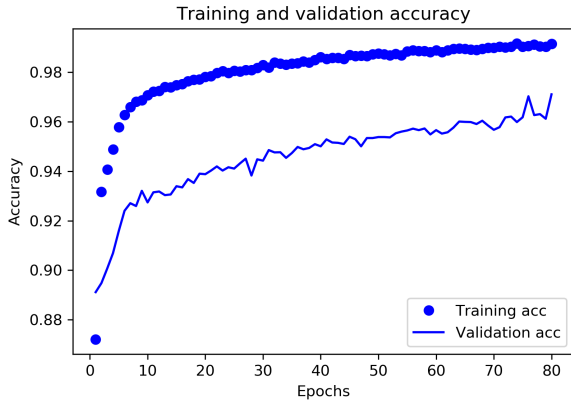
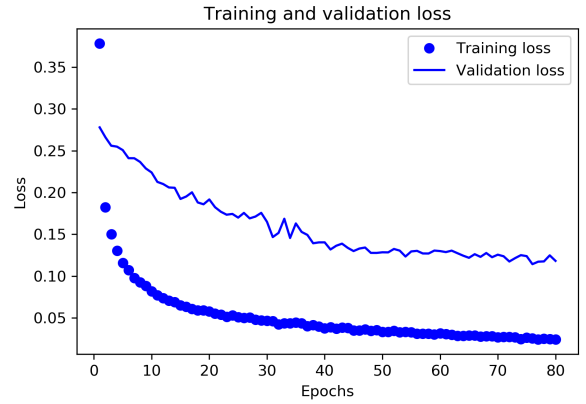


Figure 11: Balanced dataset including resampled FPs.

Finally, we trained our LSTM model on a balanced dataset with a distribution of contract types shown in Figure 11. The training and validation process plots are shown in Figure 12. We report the classification accuracy and loss of the improved LSTM model on both training and validation datasets. In addition, we include other



(a) Accuracy in Training and Validation



(b) Loss in Training and Validation

Figure 12: Training and validation over 80 epochs.

important performance measures of this improved model on the new dataset with FP contracts included. The ROC curve is shown in Figure 13 and the test accuracy, recall, precision, F_1 , and AUC ROC scores in Table 4. From the results, the improved LSTM has once again proven to maintain its performance on smart contract detection while enhancing its capability to detect complex contracts that MAIAN failed to identify as unsafe.

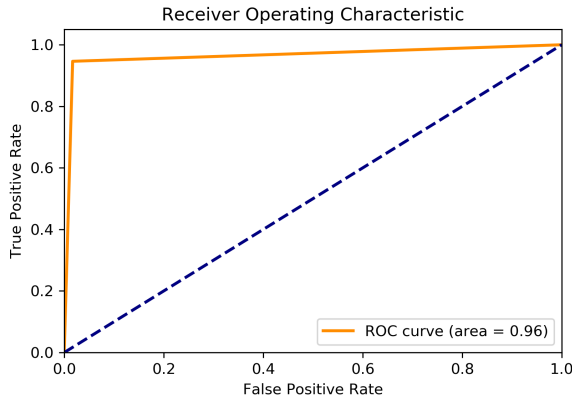


Figure 13: ROC curve of improved model.

5 CONCLUSION

We have presented a scientific work—based on machine learning towards safer smart contracts—that is able to effectively comb through a large number of contracts for security threats. Our results suggest that sequential learning of smart contract security threats provides significant improvement over symbolic analysis tools, achieving detection accuracy of 96.44% and F_1 score of 96.38%. Furthermore, up to 90.48% of particularly challenging contracts, which were otherwise deemed as false positives by MAIAN, were correctly detected by our sequential learning model. Our machine learning approach

Classification Performance Measure	LSTM %
Test Accuracy	96.44
Recall Score	94.62
Precision Score	98.20
F_1 Score	96.38
ROC AUC Score	96.47

Table 4: LSTM classification performance measures.

is the first of its kind that significantly improves detection of FP contracts. This makes it possible to build a general smart contract security threat detection tool based on machine learning.

In future work, we plan to study the impact of state-of-the-art sequence modeling techniques on smart contract threat detection. The Transformer—a new simple network architecture that dispenses with recurrence entirely and is based solely on attention mechanisms—has been shown to be superior to recurrent neural networks [40]. Further experiments using attention models might allow smart contract security exploits to be detected more effectively. While we measure detection performance based on classification correctness with respect to given labels, a remaining challenge is obtaining more accurate labels to improve detection proficiency of models during training.

ACKNOWLEDGMENTS

We thank Aashish Kolluri and Prof. Prateek Saxena for sharing the validation data, and the anonymous reviewers for their valuable comments and helpful suggestions.

REFERENCES

- [1] Tony Abou-Assaleh, Nick Cercone, Vlado Keselj, and Ray Sweidan. 2004. N-Gram-Based Detection of New Malicious Code. In *Proceedings of the 28th Annual International Computer Software and Applications Conference - Workshops and Fast Abstracts - Volume 02 (COMPSAC '04)*. IEEE Computer Society, Washington, DC, USA, 41–42. <http://dl.acm.org/citation.cfm?id=1025118.1025582>

- [2] Abeer Alhuzali, Rigel Gjomemo, Birhanu Eshete, and V.N. Venkatakrishnan. 2018. NAVEX: Precise and Scalable Exploit Generation for Dynamic Web Applications. In *27th USENIX Security Symposium (USENIX Security 18)*. USENIX Association, Baltimore, MD, 377–392. <https://www.usenix.org/conference/usenixsecurity18/presentation/alhuzali>
- [3] Yasemin Altun, Mark Johnson, and Thomas Hofmann. 2003. Investigating Loss Functions and Optimization Methods for Discriminative Learning of Label Sequences. In *Proceedings of the 2003 Conference on Empirical Methods in Natural Language Processing (EMNLP '03)*. Association for Computational Linguistics, Stroudsburg, PA, USA, 145–152. <https://doi.org/10.3115/1119355.1119374>
- [4] Nicola Atzei, Massimo Bartoletti, and Tiziana Cimoli. 2017. A Survey of Attacks on Ethereum Smart Contracts SoK. In *Proceedings of the 6th International Conference on Principles of Security and Trust - Volume 10204*. Springer-Verlag New York, Inc., New York, NY, USA, 164–186. https://doi.org/10.1007/978-3-662-54455-6_8
- [5] Massimo Bartoletti and Livio Pompianu. 2017. An empirical analysis of smart contracts: platforms, applications, and design patterns. *CoRR abs/1703.06322* (2017). <http://arxiv.org/abs/1703.06322>
- [6] Y. Bengio, P. Simard, and P. Frasconi. 1994. Learning long-term dependencies with gradient descent is difficult. *IEEE Transactions on Neural Networks* 5, 2 (1994), 157–166.
- [7] C.M. Bishop. 1995. *Neural networks for pattern recognition*. Oxford University Press, USA.
- [8] Santiago Bragagnolo, Henrique Rocha, Marcus Denker, and Stephane Ducas. 2018. SmartInspect: solidity smart contract inspector. *2018 International Workshop on Blockchain Oriented Software Engineering (IWBOSE)* (2018). <https://doi.org/10.1109/iwbose.2018.8327566>
- [9] Vitalik Buterin. 2016. Hard Fork Completed. <https://blog.ethereum.org/2016/07/20/hard-fork-completed/>
- [10] Ethereum (ETH) Market Cap. 2016. <https://coinmarketcap.com/currencies/ethereum/>. [Online; accessed 20-September-2018].
- [11] Nitesh V. Chawla, Kevin W. Bowyer, Lawrence O. Hall, and W. Philip Kegelmeyer. 2002. SMOTE: Synthetic Minority Over-sampling Technique. *Journal of Artificial Intelligence Research* 16 (2002), 321–357.
- [12] Kyunghyun Cho, Bart van Merriënboer, Ćaglar Ğajlġġehre, Dzmitry Bahdanau, Fethi Bougares, Holger Schwenk, and Yoshua Bengio. 2014. Learning Phrase Representations using RNN Encoder-Decoder for Statistical Machine Translation. In *EMNLP*, Alessandro Moschitti, Bo Pang, and Walter Daelemans (Eds.). ACL, 1724–1734. <http://dblp.uni-trier.de/db/conf/emnlp/emnlp2014.html#ChoMGBBSB14>
- [13] G. E. Dahl, Dong Yu, Li Deng, and A. Acero. 2012. Context-Dependent Pre-Trained Deep Neural Networks for Large-Vocabulary Speech Recognition. *Trans. Audio, Speech and Lang. Proc.* 20, 1 (Jan. 2012), 30–42. <https://doi.org/10.1109/TASL.2011.2134090>
- [14] Jeffrey L. Elman. 1990. Finding structure in time. *COGNITIVE SCIENCE* 14, 2 (1990), 179–211.
- [15] Etherscan verified source codes. 2018. <https://etherscan.io/contractsVerified>. Online.
- [16] Wood Gavin. 2014. Ethereum: A Secure Decentralised Generalised Transaction Ledger. *Ethereum Project Yellow Paper* 151 (2014).
- [17] F. A. Gers, J. Schmidhuber, and F. Cummins. 1999. Learning to Forget: Continual Prediction with LSTM. In *Proc. ICANN'99, Int. Conf. on Artificial Neural Networks*. IEE, London, Edinburgh, Scotland, 850–855.
- [18] Google. 2018. Google BigQuery - Ethereum. https://bigquery.cloud.google.com/dataset/bigquery-public-data:ethereum_blockchain
- [19] Alex Graves. 2013. Generating Sequences With Recurrent Neural Networks. *CoRR abs/1308.0850* (2013). <http://dblp.uni-trier.de/db/journals/corr/corr1308.html#Graves13>
- [20] Hacking Distributed. 2016. Analysis of the DAO exploit. <http://hackingdistributed.com/2016/06/18/analysis-of-the-dao-exploit/>. [Online; accessed 20-September-2018].
- [21] Geoffrey Hinton, Li Deng, Dong Yu, George Dahl, Abdel-rahman Mohamed, Navdeep Jaitly, Andrew Senior, Vincent Vanhoucke, Patrick Nguyen, Brian Kingsbury, and Tara Sainath. 2012. Deep Neural Networks for Acoustic Modeling in Speech Recognition. *IEEE Signal Processing Magazine* 29 (November 2012), 82–97. <https://www.microsoft.com/en-us/research/publication/deep-neural-networks-for-acoustic-modeling-in-speech-recognition/>
- [22] Sepp Hochreiter and Jürgen Schmidhuber. 1997. Long Short-Term Memory. *Neural computation* 9, 8 (1997), 1735–1780.
- [23] Sukrit Kalra, Seep Goel, Mohan Dhawan, and Subodh Sharma. 2018. ZEUS: Analyzing Safety of Smart Contracts. *Proceedings 2018 Network and Distributed System Security Symposium* (2018). <https://doi.org/10.14722/ndss.2018.23082>
- [24] BooJoong Kang, Suleiman Y. Yerima, Sakir Sezer, and Kieran McLaughlin. 2016. N-gram Opcode Analysis for Android Malware Detection. *CoRR abs/1612.01445* (2016). <http://arxiv.org/abs/1612.01445>
- [25] Andrej Karpathy. 2015. The Unreasonable Effectiveness of Recurrent Neural Networks. <http://karpathy.github.io/2015/05/21/rnn-effectiveness/>
- [26] Johannes Krupp and Christian Rossow. 2018. teEther: Gnawing at Ethereum to Automatically Exploit Smart Contracts. In *27th USENIX Security Symposium (USENIX Security 18)*. USENIX Association, Baltimore, MD, 1317–1333. <https://www.usenix.org/conference/usenixsecurity18/presentation/krupp>
- [27] Chao Liu, Han Liu, Zhao Cao, Zhong Chen, Bangdao Chen, and Bill Roscoe. 2018. ReGuard: Finding Reentrancy Bugs in Smart Contracts. In *Proceedings of the 40th International Conference on Software Engineering: Companion Proceedings (ICSE '18)*. ACM, New York, NY, USA, 65–68. <https://doi.org/10.1145/3183440.3183495>
- [28] Minh-Thang Luong, Hieu Pham, and Christopher D Manning. 2015. Effective approaches to attention-based neural machine translation. *arXiv preprint arXiv:1508.04025* (2015).
- [29] Loi Luu, Duc-Hiep Chu, Hrishi Olickel, Prateek Saxena, and Aquinas Hobor. 2016. Making Smart Contracts Smarter. *Cryptology ePrint Archive, Report 2016/633*. <https://eprint.iacr.org/2016/633>.
- [30] William Melicher, Blase Ur, Saranga Komanduri, Lujo Bauer, Nicolas Christin, and Lorrie Faith Cranor. 2017. Fast, Lean, and Accurate: Modeling Password Guessability Using Neural Networks. In *2017 USENIX Annual Technical Conference (USENIX ATC 17)*. USENIX Association, Santa Clara, CA. <https://www.usenix.org/conference/atc17/technical-sessions/presentation/melicher>
- [31] Tomáš Mikolov. 2012. *Statistical language models based on neural networks*. Ph.D. Dissertation. Brno University of Technology.
- [32] Tomas Mikolov, Kai Chen, Greg Corrado, and Jeffrey Dean. 2013. Efficient Estimation of Word Representations in Vector Space. *CoRR abs/1301.3781* (2013). <http://dblp.uni-trier.de/db/journals/corr/corr1301.html#abs-1301-3781>
- [33] Satoshi Nakamoto. 2008. Bitcoin: A peer-to-peer electronic cash system. (2008).
- [34] Derrick Nguyen and Bernard Widrow. 1990. Improving the learning speed of 2-layer neural networks by choosing initial values of the adaptive weights. In *IJCNN*. IEEE, 21–26. <http://dblp.uni-trier.de/db/conf/ijcnn/ijcnn1990.html#NguyenW90>
- [35] Ivica Nikolic, Aashish Kolluri, Ilya Sergey, Prateek Saxena, and Aquinas Hobor. 2018. Finding The Greedy, Prodigal, and Suicidal Contracts at Scale. *CoRR abs/1802.06038* (2018). <http://arxiv.org/abs/1802.06038>
- [36] Parity Technologies. 2017. Security Alert. <https://paritytech.io/security-alert-2/>. [Online; accessed 20-September-2018].
- [37] Razvan Pascanu, Tomas Mikolov, and Yoshua Bengio. 2013. On the difficulty of training recurrent neural networks. In *International Conference on Machine Learning*. 1310–1318. <http://www.jmlr.org/proceedings/papers/v28/pascanu13.pdf>
- [38] Asaf Shabtai, Robert Moskovitch, Yuval Elovici, and Chanan Glezer. 2009. Detection of Malicious Code by Applying Machine Learning Classifiers on Static Features: A State-of-the-art Survey. *Inf. Secur. Tech. Rep.* 14, 1 (Feb. 2009), 16–29. <https://doi.org/10.1016/j.istr.2009.03.003>
- [39] Petar Tsankov, Andrei Marian Dan, Dana Drachsler Cohen, Arthur Gervais, Florian Buenzli, and Martin T. Vechev. 2018. Securify: Practical Security Analysis of Smart Contracts. *CoRR abs/1806.01143* (2018).
- [40] Ashish Vaswani, Noam Shazeer, Niki Parmar, Jakob Uszkoreit, Llion Jones, Aidan N Gomez, Łukasz Kaiser, and Illia Polosukhin. 2017. Attention is All you Need. In *Advances in Neural Information Processing Systems 30*, I. Guyon, U. V. Luxburg, S. Bengio, H. Wallach, R. Fergus, S. Vishwanathan, and R. Garnett (Eds.). Curran Associates, Inc., 5998–6008. <http://papers.nips.cc/paper/7181-attention-is-all-you-need.pdf>
- [41] Gavin Wood. 2017. Ethereum: A secure decentralised generalised transaction ledger EIP-150 REVISION (759dced - 2017-08-07). <https://ethereum.github.io/yellowpaper/paper.pdf> Accessed: 2018-01-03.
- [42] Yonghui Wu, Mike Schuster, Zhifeng Chen, Quoc V Le, Mohammad Norouzi, Wolfgang Macherey, Maxim Krikun, Yuan Cao, Qin Gao, Klaus Macherey, et al. 2016. Google’s neural machine translation system: Bridging the gap between human and machine translation. *arXiv preprint arXiv:1609.08144* (2016).
- [43] Kaspars Zile and Renāte Strazdiņa. 2018. Blockchain Use Cases and Their Feasibility. *Applied Computer Systems* 23, 1 (2018), 12–20.