

Oversampled Adaptive Sensing with Random Projections: Analysis and Algorithmic Approaches

Ralf R. Müller*, Ali Bereyhi*, Christoph F. Mecklenbräuer†

*Institute for Digital Communications, Friedrich-Alexander Universität Erlangen-Nürnberg, Germany

†Institute of Telecommunications, Technische Universität Wien, Austria

ralf.r.mueller@fau.de, ali.bereyhi@fau.de, cfm@nt.tuwien.ac.at

Abstract—Oversampled adaptive sensing (OAS) is a recently proposed Bayesian framework which sequentially adapts the sensing basis. In OAS, estimation quality is, in each step, measured by conditional mean squared errors (MSEs), and the basis for the next sensing step is adapted accordingly. For given average sensing time, OAS reduces the MSE compared to non-adaptive schemes, when the signal is sparse. This paper studies the asymptotic performance of Bayesian OAS, for unitarily invariant random projections. For sparse signals, it is shown that OAS with Bayesian recovery and hard adaptation significantly outperforms the minimum MSE bound for non-adaptive sensing. To address implementational aspects, two computationally tractable algorithms are proposed, and their performances are compared against the state-of-the-art non-adaptive algorithms via numerical simulations. Investigations depict that these low-complexity OAS algorithms, despite their suboptimality, outperform well-known non-adaptive schemes for sparse recovery, such as LASSO, with rather small oversampling factors. This gain grows, as the compression rate increases.

I. INTRODUCTION

In oversampled adaptive sensing (OAS) [1], K sensors observe N signal samples linearly. The projections from the samples to the observations are modifiable and corrupted with noise. The array is supposed to sense the signal within a fixed time duration of length T_s . The main objective is to design a sensing procedure, such that the signal is recovered from observations with high fidelity. This is a classical problem and has been widely studied in various contexts [2]–[5]. The conventional approaches proposed in signal processing and information theory are formulated in the following generic form:

- (a) The required number of observations L is determined based on prior information on the signal. For example, $L = N$ when the signal is assumed to be uniformly distributed. For sparse signals, however, $L < N$.
- (b) The oversampling factor is calculated as $M = \lceil L/K \rceil$. The array needs to sense the samples M times, in order to collect as much observations as required.
- (c) Sensing duration T_s is divided into M subframes each of length $T_m = T_s/M$. The array observes the samples in each of these subframes using different projections.
- (d) The samples are estimated via a recovery scheme from the MK collected measurements.

This work has been accepted for presentation in the 18th IEEE International Symposium on Signal Processing and Information Technology (ISSPIT) 2018 in Louisville, Kentucky, USA. The link to the final version in the Proceedings of ISSPIT will be available later.

For this classical framework, theoretical discussions are roughly divided into two main directions: 1) A body of work investigates the number of required observations which guarantees a certain level of estimation quality; see for example discussions in [3]–[6]. 2) Another group of analytic studies characterize theoretical bounds on the performance of various recovery schemes, e.g. [7]–[10]. Algorithmic approaches, on another hand, mainly focus on the design of computationally tractable recovery algorithms and on the construction of linear mixing for efficient observation.

A. Sequential Sensing via OAS

OAS deviates from the classic framework by developing an *adaptive* technique for sequential sensing. In this scheme, the signal is *oversampled* by an arbitrary factor, and linear projections are updated in each step via conditional posterior distortions calculated in the previous subframe. This sequentially adaptive approach was widely believed to be ineffectual for $M > \lceil L/K \rceil$ following the fact that the growth in oversampling factor reduces the duration of each subframe, i.e. T_m , and hence increases the noise power in each individual sensing. Investigations have demonstrated that while this belief is true for signals with absolutely continuous priors, sequential adaptation is in fact beneficial when the signal has a mixture prior; see discussions in [1] and [11]. This is illustrative by considering an example from sparse recovery. When the signal is sparse, zero samples are recovered with high reliability in initial subframes and canceled out in subsequent subframes by adaptation. This reduces the dimensionality of the problem in the subsequent subframes and improves the performance.

B. Contributions

The initial study on OAS in [1] considered scenarios with orthogonal and deterministic projections. Such an assumption was primarily taken for sake of analytical tractability. Nevertheless, practical scenarios often deal with conditions in which observations are acquired through non-orthogonal random projections. We address this issue by investigating the performance of OAS for unitarily invariant random projections. In this respect, the main contributions are

- 1) *Asymptotic characterization of OAS*: Using the decoupling property of Bayesian estimators, we characterize the performance of OAS for unitarily invariant matrices

in the large-system limit. The analytic result enables us to quantify the gain over non-adaptive schemes.

- 2) *Algorithmic approaches*: We propose computationally tractable algorithms for OAS in which conditional distortions are derived with low complexity. Even though these low-complexity implementations degrade the performance, the algorithms are shown to outperform the state-of-the-art non-adaptive schemes, even for rather small oversampling factors.

C. Notation

We represent scalars, vectors and matrices with non-bold, bold lower case and bold upper case letters, respectively. A $K \times K$ identity matrix is shown by \mathbf{I}_K . \mathbf{A}^\top indicates the transpose of \mathbf{A} . The set of real numbers is denoted by \mathbb{R} . The expectation operator is identified by \mathbb{E} . We use the shortened notation $[N]$ to represent $\{1, \dots, N\}$.

II. BAYESIAN OAS FRAMEWORK

We consider a generic form of OAS as follows:

- (a) The vector $\mathbf{x} \in \mathbb{X}^N$ is sensed M times.
 (b) In step m , the matrix of stacked observations \mathbf{Y}_m is

$$\mathbf{Y}_m := [\mathbf{y}_1, \dots, \mathbf{y}_m] \quad (1)$$

where $\mathbf{y}_m \in \mathbb{R}^K$ for $m \in [M]$.

- (c) The vector of measurements in step $m \in [M]$ reads

$$\mathbf{y}_m = \mathbf{A}_m \mathbf{W}_m \mathbf{x} + \mathbf{z}_m \quad (2)$$

where $\mathbf{A}_m \in \mathbb{R}^{K \times N}$ denotes the linear projection, and $\mathbf{W}_m \in \mathbb{R}^{N \times N}$ is a diagonal matrix containing adaptation coefficients in subframe m . \mathbf{z}_m moreover denotes measurement noise and is assumed to be independent and identically distributed (i.i.d.) Gaussian with mean zero. Denoting the noise variance for sensing duration T_s with σ^2 , the variance in each subframe is $M\sigma^2$; hence, $\mathbf{z}_m \sim \mathcal{N}(\mathbf{0}, M\sigma^2 \mathbf{I}_K)$.

- (d) The n -th sample, i.e. x_n , is recovered in step m from \mathbf{Y}_m via a Bayesian estimator. Denoting the recovered sample by $r_n(\mathbf{Y}_m)$, this means that

$$r_n(\mathbf{Y}_m) = \mathbb{E}\{x_n | \mathbf{Y}_m\} \quad (3)$$

for some postulated prior distribution $q(x)$. This estimator reduces to several recovery algorithms, e.g. the linear estimator, LASSO and optimal Bayesian estimator, for specific choices of $q(x)$.

- (e) In step m , the conditional average distortion of sample n , with respect to distortion function $D[\cdot; \cdot]$, is

$$d_n(\mathbf{Y}_m) := \mathbb{E}_{x_n | \mathbf{Y}_m} D[x_n; r_n(\mathbf{Y}_m)]. \quad (4)$$

- (f) \mathbf{W}_m is determined as a function of the conditional average distortions in step $m-1$, i.e.

$$\mathbf{W}_m = f_{\text{Th}}(d_1(\mathbf{Y}_{m-1}), \dots, d_N(\mathbf{Y}_{m-1})). \quad (5)$$

Examples for $f_{\text{Th}}(\cdot)$ are hard and soft adaptations.

A. Performance Analysis

We consider the case in which K and N grow large such that the inverse load, i.e. $\rho = N/K$, remains constant. It is moreover assumed that 1) \mathbf{W}_m is constructed by hard adaptation, meaning that diagonal entries are either one or zero. 2) \mathbf{A}_m is bi-unitarily invariant, meaning that it has the same joint distribution as $\mathbf{U} \mathbf{A}_m \mathbf{V}$, for any unitary matrices \mathbf{U} and \mathbf{V} , such that \mathbf{U} , \mathbf{V} , and \mathbf{A}_m are jointly independent.

To quantify the performance, we consider the average *per-sample* distortion as the measure which is defined as

$$D_{\text{avg}} = \frac{1}{N} \mathbb{E} \sum_{n=1}^N D[x_n; r_n(\mathbf{Y}_M)]$$

for the given distortion function $D[\cdot; \cdot]$.

B. Some Definitions

For sake of brevity, we define the following parameters.

- $\mathbb{M}_m \subseteq [N]$ contains the indices of all non-zero diagonal entries in \mathbf{W}_m . In other words, \mathbb{M}_m is an index set of the samples which are sensed in subframe m .
- The indexer function $i_n(\cdot)$ is defined as

$$i_n(m) = \begin{cases} m & \text{if } n \in \mathbb{M}_m \\ \epsilon & \text{if } n \notin \mathbb{M}_m \end{cases}, \quad (6)$$

for some error symbol ϵ .

- $\mathbb{U}_n(m) \subseteq [m]$ contains the subframes in which x_n is sensed, i.e., $\mathbb{U}_n(m) = \{u \in [m] : i_n(u) \neq \epsilon\}$.

III. ASYMPTOTIC CHARACTERIZATION OF OAS

The direct approach for the analysis of OAS requires conditional average distortions to be derived explicitly for each subframe. This is not tractable for various choices of the prior distribution. We hence invoke the decoupling property of Bayesian estimators following discussions in [7], [9], [12] and the references therein.

A. Decoupling Principle

The decoupling principle states that $(r_n(\mathbf{y}_m), x_n)$ for $n \in \mathbb{M}_m$ converges in distribution to $(r_n(y_n[m]), x_n)$ where

$$y_n[m] = x_n + z_n[m]. \quad (7)$$

with $z_n[m] \sim \mathcal{N}(0, M\sigma_m^2)$. Here, σ_m^2 is the effective noise variance for sensing duration T_s with sensing matrix \mathbf{A}_m . An explicit derivation of σ_m^2 in terms of σ^2 and the statistics of \mathbf{A}_m is given in [7], [9].

Symbol $y_n[m]$ is often called the *decoupled output* and is a visualization of asymptotic Gaussianity of interference. The *decoupled* scalar Bayesian estimator, i.e.

$$r_n(y_n[m]) = \mathbb{E}\{x_n | y_n[m]\}, \quad (8)$$

recovers sample x_n by postulating that $y_n[m]$ is related to x_n via (7), and that sample x_n is distributed with $q(x)$. The decoupling principle implies that as N and K grow large, the distribution of the true recovered sample, i.e., $r_n(\mathbf{y}_m)$, conditioned to x_n converges to that of the sample recovered from the n -th decoupled output, i.e., $r_n(y_n[m])$.

B. Asymptotics via the Decoupling Principle

Using the decoupling property of Bayesian estimators, we derive a heuristic bound on the asymptotic performance of OAS. To this end, consider an OAS setting with M subframes. At subframe m , we define for $n \in [N]$

$$\mathbf{y}_n[m] = [y_n[i_n(1)], \dots, y_n[i_n(m)]]^\top \quad (9)$$

where $y_n[i_n(\hat{m})]$ for $n \in \mathbb{M}_{\hat{m}}$ is generated according to (7) and $y_n[\epsilon] := 0$. $\mathbf{y}_n[m]$ contains the decoupled outputs of the n -th sample, up to sensing step m , from those subframes in which x_n is sensed. We now define the *stacked decoupled system* in subframe m as follows:

Definition 1: For $m \in [M]$, the stacked decoupled system in subframe m consists of signal samples x_n , observations

$$\bar{\mathbf{y}}_n[m] = \sum_{u=1}^m y_n[i_n(u)] = \sum_{u \in \mathbb{U}_n(m)} y_n[u], \quad (10)$$

and recovered symbols $r_n(\bar{\mathbf{y}}_n[m])$, for $n \in [N]$.

Proposition 1 indicates that OAS is asymptotically characterized via the stacked decoupled system. To state this result, let us define the degraded version of an OAS setting.

Definition 2 (Degraded OAS setting): Consider a Bayesian OAS setting in which sample n in each subframe is reconstructed by recovery algorithm $r_n(\cdot)$, and the conditional distortion is determined via $D[\cdot; \cdot]$. The degraded version of this OAS setting adapts \mathbf{W}_{m+1} using

$$\hat{d}_n(\mathbf{Y}_m) := \mathbb{E}_{x_n|r_n(\mathbf{Y}_m)} D[x_n; r_n(\mathbf{Y}_m)]. \quad (11)$$

The degraded setting assumes that $r_n(\mathbf{Y}_m)$ is a sufficient statistics for estimating $D[x_n; r_n(\mathbf{Y}_m)]$. This assumption in general can degrade the estimation performance. Hence, the average distortion of this setting, in general, bounds the average distortion of the original OAS setup from above.

Noting that $\hat{d}_n(\mathbf{Y}_m)$ is only a function of $r_n(\mathbf{Y}_m)$, one can use the decoupling principle as show that the marginal distribution of $\hat{d}_n(\mathbf{Y}_1)$ does not depend on n ; see [12]. We further consider the following conjecture:

Conjecture 1: As $N \uparrow \infty$, $\{\hat{d}_n(\mathbf{Y}_1) : n \in [N]\}$ is ergodic.

Conjecture 1 assumes that the empirical average over a function of $\hat{d}_n(\mathbf{Y}_m)$ converges to the expectation over the marginal distribution¹. Assuming this conjecture to hold, we state Proposition 1 as follows:

Proposition 1: Assume Conjecture 1 holds for recovery algorithm $r_n(\cdot)$ and distortion function $D[\cdot; \cdot]$. Let \mathbf{x} be i.i.d. with $x_n \sim q_X(x)$ and OAS employ hard thresholding with threshold D_{Th} for adaptation, i.e., at each subframe, those samples are sensed whose conditional distortions are more than D_{Th} . Then, in subframe m , the performance of the

¹The validity of the conjecture is straightforwardly verified for some particular Bayesian estimators.

degraded OAS is equivalent to OAS performing over the stacked decoupled system with distortion function $D[\cdot; \cdot]$.

Sketch of the Proof. Due to the page limit, we only give a brief sketch of the approach here and leave the details for the extended version of the manuscript. The proof follows from induction: Starting from $m = 1$, we have $\mathbb{M}_1 = [N]$. Hence, the n -th conditional distortion of the degraded setting reads

$$\hat{d}_n(\mathbf{Y}_1) = \int D[x_n; r_n(\mathbf{y}_1)] dP(x_n|r_n(\mathbf{y}_1)) \quad (12a)$$

$$:= F(r_n(\mathbf{y}_1)) \quad (12b)$$

where $F(\cdot)$ is a deterministic function. In the stacked decoupled setting, $\bar{\mathbf{y}}_n[1] = \mathbf{y}_n[1]$ for $n \in [N]$. Thus,

$$\hat{d}_n(\bar{\mathbf{y}}_n[1]) = \int D[x_n; r_n(y_n[1])] dP(x_n|r_n(y_n[1])). \quad (13)$$

The decoupling principle indicates convergence of the two settings in distribution. This implies that

$$dP(x_n|r_n(\mathbf{y}_1)) = dP(x_n|r_n(y_n[1])). \quad (14)$$

Consequently, we conclude that $\hat{d}_n(\bar{\mathbf{y}}_n[1]) = F(r_n(y_n[1]))$ with $F(\cdot)$ being defined in (12b).

Noting that \mathbf{x} is i.i.d., we can infer that $\{r_n(y_n[1])\}$ for $n \in [N]$ is i.i.d., too. This implies that $\{\hat{d}_n(\mathbf{Y}_1)\}$ are identically distributed. Moreover, Conjecture 1 indicates that the empirical distribution of $\{\hat{d}_n(\mathbf{Y}_1)\}$ converges to the distribution of $\hat{d}(r_n(y_n[1]))$. Considering this conclusion, the strong law of large numbers implies that the frequency of entries whose conditional distortions are more than D_{Th} is the same in both settings. Hence, in the asymptotic regime, both settings choose the same number of samples for sensing in the next subframe.

Now consider subframe m , and assume \mathbb{M}_m in both settings contains the same number of indices. In this case,

$$\hat{d}_n(\mathbf{Y}_m) = F(r_n(\bar{\mathbf{y}}_m)) \quad (15)$$

with $\bar{\mathbf{y}}_m = [\mathbf{y}_1^\top, \dots, \mathbf{y}_m^\top]^\top$. $\hat{d}_n(\mathbf{Y}_m)$ is the conditional distortion of a cascaded setting whose sensing matrix is

$$\bar{\mathbf{A}}_m = [(\mathbf{W}_1 \mathbf{A}_1)^\top \quad \dots \quad (\mathbf{W}_m \mathbf{A}_m)^\top]^\top. \quad (16)$$

This cascaded setting can be grouped into m sub-settings, each describing one of the previous subframes. The dimensions of these sub-settings grow large proportional to N . Thus, the decoupled setting in this case is described via the set of decoupled outputs of each sub-setting; see discussions in [13]. As a result, $(r_n(\bar{\mathbf{y}}_m), x_n)$ converges in distribution to $(r_n(\mathbf{y}_n[m]), x_n)$. By a similar approach as for $m = 1$, we could conclude that for $n \in [N]$

$$\hat{d}_n(\mathbf{y}_n[m]) = \mathbb{E}_{x_n|r_n(\mathbf{y}_n[m])} \{D[x_n; r_n(\mathbf{y}_n[m])]\} \quad (17)$$

is i.i.d. whose distribution is identical to that of $\hat{d}_n(\mathbf{Y}_m)$. The Fisher–Neyman factorization theorem [14] states that $\bar{\mathbf{y}}_n[m]$ is a sufficient statistics of $\mathbf{y}_n[m]$. Thus, $\hat{d}_n(\mathbf{y}_n[m]) =$

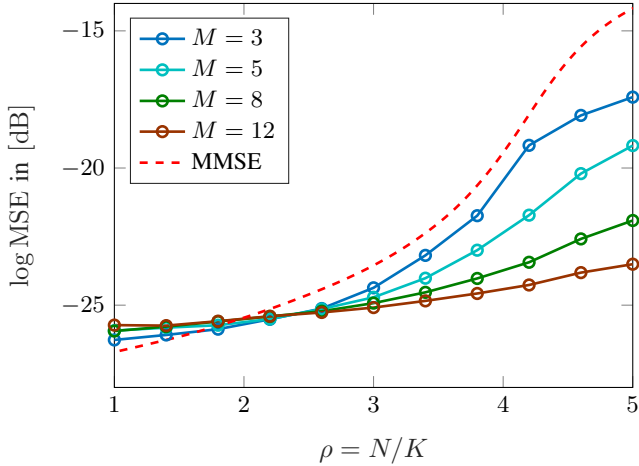


Fig. 1: MSE vs the inverse load. Signal samples are sensed by i.i.d. random matrices and recovered by optimal Bayesian estimator. The source is considered to be sparse Gaussian with sparsity $\delta = 0.1$. The OAS is adapted by hard thresholding with $\log D_{\text{Th}} = -26.5$ dB. The noise variance is set to $\sigma^2 = 0.01$. The dashed red line denotes the MMSE for non-adaptive optimal Bayesian recovery.

$\hat{d}_n(\bar{y}_n[m])$. Taking the assumption of ergodicity, it is finally concluded that \mathbb{M}_{m+1} in the both settings contains asymptotically the same number of indices. \square

C. Gain over Non-adaptive Sensing

Proposition 1 is utilized to characterize the performance of OAS with unitarily invariant projections and a Bayesian estimator. In this respect, in each subframe, the stacked decoupled system is realized independently. Although these realizations do not result in exact conditional distortions in each subframe, the average per-symbol distortion is asymptotically equal to the one determined in the degraded OAS setting. Noting that this distortion is an upper-bound on the average distortion of the OAS setting, it is concluded that the gain reported via the stacked decoupled setting is in general a lower-bound on the actual gain acquired by using a Bayesian OAS setting.

In Fig. 1, the mean squared error (MSE) is plotted versus inverse load ρ considering i.i.d. sensing matrices and the optimal Bayesian estimator. The MSE is determined by setting $D[x_n; r_n] = (x_n - r_n)^2$ in (6). The signal samples are i.i.d. Bernoulli-Gaussian, meaning that $x_n = b_n t_n$ with b_n being δ -Bernoulli, i.e. $\Pr\{b_n = 1\} = 1 - \Pr\{b_n = 0\} = \delta$, and $t_n \sim \mathcal{N}(0, \sigma_t^2)$. In the figure, $\delta = 0.1$ and $\sigma_t^2 = 1$. The noise variance is set to $\sigma^2 = 0.01$. The adaptation is done by hard thresholding with $\log D_{\text{Th}} = -26.5$ dB. For sake of comparison, the minimum MSE (MMSE) for *non-adaptive*¹ sensing is plotted, too. As the figure depicts, at larger inverse loads, the OAS significantly outperforms the MMSE bound for non-adaptive sensing.

¹This means $M = 1$

IV. LOW-COMPLEXITY ALGORITHMS FOR OAS

The computational complexity of OAS is mainly dominated by the task of calculating conditional distortions. This task is intractable for the optimal Bayesian approach. In the sequel, we propose suboptimal low-complexity algorithms for OAS and compare their performances against the state of the art. It is shown that, despite the suboptimality, the algorithms still outperform the non-adaptive benchmark.

A. OAS via Orthogonal Observations

In this approach, the sensing matrix in each subframe is generated randomly according to the Haar distribution². Due to orthogonality of the sensing weights, the observations are simply decoupled, and hence the conditional distortions are calculated tractably via Bayes' theorem. The approach is illustrated in Algorithm 1. For adaptation, the worst-case hard adaptation is employed. This means that in each subframe, the K signal samples with largest conditional distortions in the previous subframe are sensed.

Derivation of the Algorithm: Let $\mathbb{M}_m = \{j_1, \dots, j_K\}$ be the set of K samples sensed in subframe m . We generate a Haar matrix $\mathbf{U}_m \in \mathbb{R}^{K \times K}$ and construct \mathbf{A}_m by setting its j_k -th column to the k -th column of \mathbf{U}_m . $\mathbf{A}_m \mathbf{W}_m$ is hence a $K \times M$ matrix whose columns are equal to the columns of \mathbf{U}_m , if indexed by \mathbb{M}_m , and zero otherwise.

To decouple the observations, we multiply them with the transposed projection. In this case, for $k \in [K]$, we have

$$y_{j_k}[m] = [\mathbf{U}_m^T \mathbf{y}_m]_k = x_{j_k} + \tilde{z}_{j_k}(m) \quad (18)$$

where $\tilde{z}(m) = \mathbf{U}_m^T \mathbf{z}_m$. Since \mathbf{U}_m^T is orthogonal, we can conclude that $\tilde{z}_{j_k}(m) \sim \mathcal{N}(0, M\sigma^2)$.

The stacked decoupled output in this case reads

$$\bar{y}_{j_k}[m] = |\mathbb{U}_{j_k}(m)| x_{j_k} + \tilde{z}_{j_k}(m) \quad (19)$$

where $\tilde{z}_{j_k}(m) \sim \mathcal{N}(0, |\mathbb{U}_{j_k}(m)| M\sigma^2)$. Consequently, the Bayesian estimator for x_n is given by

$$r_m(\mathbf{Y}_m) = \int x_n p(\bar{y}_n[m]|x_n) q(x_n) dx_n, \quad (20)$$

and the conditional distortion is determined by [1]

$$d_n(\mathbf{Y}_m) = \frac{\partial}{\partial \bar{y}_n[m]} r_m(\mathbf{Y}_m). \quad (21)$$

Numerical Investigations: Fig. 2 shows the performance of Algorithm 1 for recovery of $N = 200$ sparse Gaussian samples with $\delta = 0.1$ and $\sigma_t^2 = 1$. The noise variance is set to $\sigma^2 = 0.01$. The performance is compared against the asymptotics of non-adaptive LASSO when a row-orthogonal random matrix is employed for sensing; see [7], [10]. As the figure depicts, for rather small choices of M , the algorithm outperforms non-adaptive LASSO within a large range of ρ . This gain increases significantly as M grows.

²A Haar matrix is uniformly distributed over the orthogonal group.

Algorithm 1 OAS via Orthogonal Observations

Initiate Set $d_n(\mathbf{Y}_0) = +\infty$, $\bar{y}_n[0] = 0$, and $c_n[0] = 0$.

for $m = 1 : M$ **do**

Generate $\mathbf{U}_m \in \mathbb{R}^{K \times K}$ from the Haar distribution.

Set $\mathbf{A}_m \in \mathbb{R}^{K \times N}$ arbitrarily and $\mathbf{W}_m = \{0\}^{N \times N}$.

Find $\{j_1, \dots, j_N\}$, such that

$$d_{j_1}(\mathbf{Y}_{m-1}) \geq \dots \geq d_{j_N}(\mathbf{Y}_{m-1}). \quad (22)$$

for $k \in [K]$ **do**

Set $\mathbf{A}_m(:, j_k) = \mathbf{U}_m(:, k)$ and $\mathbf{W}_m(j_k, j_k) = 1$

Set $c_{j_k}[m] = c_{j_k}[m-1] + 1$

end for

Sense \mathbf{x} via $\mathbf{A}_m \mathbf{W}_m$, i.e. $\mathbf{y}_m = \mathbf{A}_m \mathbf{W}_m \mathbf{x} + \mathbf{z}_m$.

for $k \in [K]$ **do** update $\bar{y}_{j_k}[m]$

$$\bar{y}_{j_k}[m] = \bar{y}_{j_k}[m-1] + [\mathbf{U}_m^H \mathbf{y}_m]_k, \quad (23a)$$

$$e_{j_k}(x|\bar{y}_{j_k}[m]) = \exp \left\{ -\frac{(\bar{y}_{j_k}[m] - c_{j_k}[m]x)^2}{2c_{j_k}[m]M\sigma^2} \right\}. \quad (23b)$$

Update recoveries and conditional distortions as

$$r_{j_k}(\mathbf{Y}_m) = \frac{\int x e_{j_k}(x|\bar{y}_{j_k}[m]) q(x) dx}{\int e_{j_k}(x|\bar{y}_{j_k}[m]) q(x) dx}. \quad (24a)$$

$$d_{j_k}(\mathbf{Y}_m) = \frac{\partial}{\partial \bar{y}_{j_k}[m]} r_{j_k}(\mathbf{Y}_m). \quad (24b)$$

end for

end for

B. OAS via Matched Filtering

Algorithm 1 requires an independent orthogonal basis in each subframe. This can be further avoided by matched filtering. In this approach, samples are sensed by i.i.d. weights, and the calculation of conditional distortions is simplified by postulating the impairment of other samples to be Gaussian. This OAS approach is given in Algorithm 2. The algorithm employs hard thresholding for adaptation meaning that, in each subframe, samples whose conditional distortions in the previous subframe are more than a threshold are sensed.

Derivation of the algorithm: Let \mathbf{A}_m have i.i.d. entries with zero mean and variance $1/\sqrt{K}$. In subframe m ,

$$\mathbf{y}_m = \mathbf{A}_m \mathbf{W}_m \mathbf{x} + \mathbf{z}_m = x_n w_n(m) \mathbf{a}_n(m) + \tilde{\mathbf{z}}_n(m) \quad (25)$$

where $\mathbf{a}_j(m)$ is the j -th column of \mathbf{A}_m , $w_j(m)$ represents the j -th diagonal entry of \mathbf{W}_m and

$$\tilde{\mathbf{z}}_n(m) = \sum_{j=1, j \neq n}^N x_j w_j(m) \mathbf{a}_j(m) + \mathbf{z}_m. \quad (26)$$

Matched filtering assumes that $\tilde{\mathbf{z}}_n(m)$ is an i.i.d. Gaussian vector independent of $x_n w_n(m) \mathbf{a}_n(m)$. Although such an assumption is not valid in general, it lets us calculate conditional distortions tractably. By the standard approach,

$$\mathbb{E} \{ \tilde{\mathbf{z}}_n(m) \tilde{\mathbf{z}}_n(m)^T \} = \sigma_{\text{MF}}^2 \mathbf{I}_K, \quad (27)$$

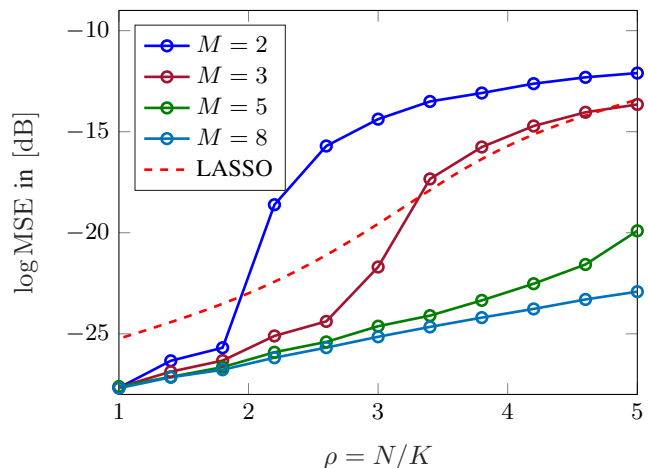


Fig. 2: MSE vs $\rho = N/K$ for Algorithm 1. Signal samples are sparse Gaussian with sparsity $\delta = 0.1$, and sensed by orthogonal random matrices. OAS is adapted by worst-case hard adaptation. The noise variance is set to $\sigma^2 = 0.01$. The dashed red line denotes asymptotic performance for non-adaptive LASSO recovery.

where $\sigma_{\text{MF}}^2 := \rho_m \sigma_x^2 + M\sigma^2$. Here, $\rho_m = (|\mathbb{M}_m| - 1)/K$ denotes the inverse load in subframe m , and $\sigma_x^2 = \mathbb{E} x_n^2$.

Assuming Gaussian impairment, recovery of each sample is a scalar estimation problem. The Fisher–Neyman factorization indicates that $\mathbf{a}_n^T(m) \mathbf{y}_m / \|\mathbf{a}_n(m)\|^2$ is a Bayesian sufficient statistics of \mathbf{y}_m for estimating x_n . Hence, when x_n is sensed in subframe m , i.e. for $n \in \mathbb{M}_m$, we approximate the decoupled symbol with

$$y_n[m] = \frac{1}{\|\mathbf{a}_n(m)\|^2} \mathbf{a}_n^T(m) \mathbf{y}_m = x_n + z_n(m) \quad (28)$$

where $z_n(m) := \mathbf{a}_n^T(m) \tilde{\mathbf{z}}_n(m) / \|\mathbf{a}_n(m)\|^2$ is distributed as $\mathcal{N}(0, \sigma_{\text{MF}}^2 / \|\mathbf{a}_n(m)\|^2)$. Consequently,

$$\bar{y}_n[m] = |\mathbb{U}_n(m)| x_n + \tilde{z}_n(m) \quad (29)$$

where $\tilde{z}_n(m) \sim \mathcal{N}(0, \sigma_n^2(m))$ with

$$\sigma_n^2(m) = \sigma_{\text{MF}}^2 \sum_{u \in \mathbb{U}_n(m)} \frac{1}{\|\mathbf{a}_n(u)\|^2}. \quad (30)$$

Finally, the Bayesian estimator and conditional distortions are derived as in (20) and (21).

Numerical Investigations: The MSE for Algorithm 2 is sketched versus the inverse load in Fig. 3. The figure shows a degraded performance compared to Algorithm 1. This is due to the fact that observations in Algorithm 1 are decoupled deterministically in each subframe using orthogonality of the projecting vectors. For sake of comparison, the asymptotic performance of LASSO, as well as the MMSE bound, for non-adaptive sensing with an i.i.d. matrix is plotted, too. As it depicts, by $M = 12$ subframes, OAS with matched filtering outperforms LASSO for $\rho \geq 1$. Despite its suboptimality, this approach outperforms the non-adaptive MMSE bound for large inverse loads.

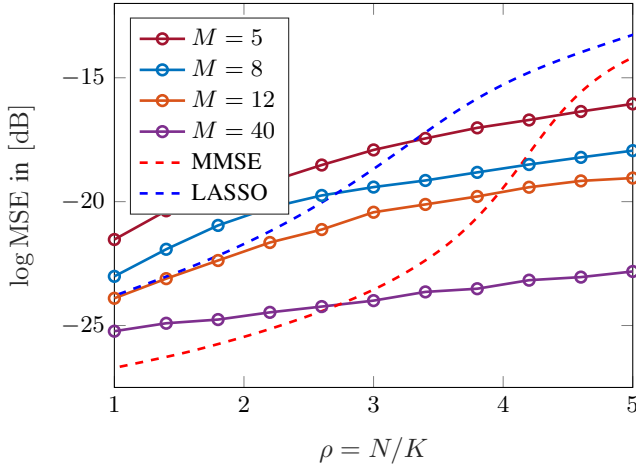


Fig. 3: MSE vs inverse load for Algorithm 2. Here, $N = 200$ sparse Gaussian samples with sparsity $\delta = 0.1$ are sensed by i.i.d. random matrices. The OAS is adapted via hard thresholding with $\log D_{\text{Th}} = -26.5$ dB, and $\sigma^2 = 0.01$. The dashed lines denote asymptotic performance for non-adaptive LASSO and conditional mean estimation.

V. CONCLUSION

Asymptotics of Bayesian OAS with generic random projections was left unaddressed, due to the computational intractability. This study has characterized the performance of OAS in the large-system limit by means of the decoupling property of Bayesian estimators. The results have depicted significant enhancement achieved by OAS with hard adaptation compared to the non-adaptive MMSE bound. For sake of implementation, two computationally tractable algorithms based on orthogonal sensing and matched filtering have been proposed. These algorithms outperform non-adaptive LASSO and the MMSE bound even for small oversampling factors.

Analytic derivations of this study can be further employed to investigate impacts of different adaptation strategies on the performance of OAS. Design of low-complexity OAS algorithms based on ℓ_1 -norm minimization is another direction for future work.

REFERENCES

- [1] R. R. Müller, A. Beryhi, and C. F. Mecklenbräuer, "Oversampled adaptive sensing," in *Information Theory and Applications Workshop (ITA)*, 2018.
- [2] G. A. Seber and A. J. Lee, *Linear regression analysis*. John Wiley & Sons, 2012, vol. 329.
- [3] D. L. Donoho, "Compressed sensing," *IEEE Transactions on Information Theory*, vol. 52, no. 4, pp. 1289–1306, 2006.
- [4] E. J. Candes and T. Tao, "Near-optimal signal recovery from random projections: Universal encoding strategies?" *IEEE Transactions on Information Theory*, vol. 52, no. 12, pp. 5406–5425, 2006.
- [5] S. Foucart and H. Rauhut, *A mathematical introduction to compressed sensing*. Birkhäuser Basel, 2013, vol. 1, no. 3.
- [6] Y. Wu and S. Verdú, "Rényi information dimension: Fundamental limits of almost lossless analog compression," *IEEE Transactions on Information Theory*, vol. 56, no. 8, pp. 3721–3748, 2010.
- [7] A. Beryhi, R. R. Müller, and H. Schulz-Baldes, "Statistical mechanics of MAP estimation: General replica ansatz," *arXiv preprint arXiv:1612.01980*, 2016.

Algorithm 2 OAS via Matched Filtering

Initiate $d_n(\mathbf{Y}_0) = +\infty$, $\bar{y}_n[0] = 0$, $\sigma_n^2(0) = 0$, $c_n[0] = 0$.

for $m = 1 : M$ **do**

Generate $\mathbf{A}_m \in \mathbb{R}^{K \times N}$ i.i.d. with $\mathcal{N}(0, 1/K)$.

Set $\mathbf{W}_m = \{0\}^{N \times N}$ and $\mathbb{M}_m \subseteq [N]$, such that

$$d_n(\mathbf{Y}_{m-1}) \geq D_{\text{Th}}. \quad (31)$$

for all $n \in \mathbb{M}_m$. Set $\rho_m = |\mathbb{M}_m|/K$.

for $n \in \mathbb{M}_m$ **do**

Set $\mathbf{W}_m(n, n) = 1$ and $c_n[m] = c_n[m-1] + 1$.

end for

Sense \mathbf{x} via $\mathbf{A}_m \mathbf{W}_m$, i.e. $\mathbf{y}_m = \mathbf{A}_m \mathbf{W}_m \mathbf{x} + \mathbf{z}_m$.

for $n \in \mathbb{M}_m$ **do update**

$$\bar{y}_n[m] = \bar{y}_n[m-1] + \frac{\mathbf{a}_n^\top(m) \mathbf{y}_m}{\|\mathbf{a}_n(m)\|^2}, \quad (32a)$$

$$\sigma_n^2(m) = \sigma_n^2(m-1) + \frac{\rho_m \sigma_t^2 + M \sigma^2}{\|\mathbf{a}_n(m)\|^2} \quad (32b)$$

$$e_n(x|\bar{y}_n[m]) = \exp \left\{ -\frac{(\bar{y}_n[m] - c_n[m]x)^2}{2\sigma_n^2(m)} \right\}. \quad (32c)$$

Update recoveries and conditional distortions as

$$r_n(\mathbf{Y}_m) = \frac{\int x e_n(x|\bar{y}_n[m]) q(x) dx}{\int e_n(x|\bar{y}_n[m]) q(x) dx}. \quad (33a)$$

$$d_n(\mathbf{Y}_m) = \frac{\partial}{\partial \bar{y}_n[m]} r_n(\mathbf{Y}_m). \quad (33b)$$

end for

end for

- [8] A. Beryhi, R. Müller, and H. Schulz-Baldes, "Replica symmetry breaking in compressive sensing," in *IEEE Information Theory and Applications Workshop (ITA)*, 2017, pp. 1–7.
- [9] S. Rangan, A. K. Fletcher, and V. Goyal, "Asymptotic analysis of MAP estimation via the replica method and applications to compressed sensing," in *IEEE Transactions on Information Theory*, 2012, pp. 1902–1923.
- [10] M. Vehkaperä, Y. Kabashima, and S. Chatterjee, "Analysis of regularized LS reconstruction and random matrix ensembles in compressed sensing," *IEEE Transactions on Information Theory*, vol. 62, no. 4, pp. 2100–2124, 2016.
- [11] J. Haupt, R. Nowak, and R. Castro, "Adaptive sensing for sparse signal recovery," in *IEEE 13th Digital Signal Processing Workshop and 5th IEEE Signal Processing Education Workshop (DSP/SPE)*, 2009, pp. 702–707.
- [12] A. Beryhi, R. Müller, and H. Schulz-Baldes, "RSB decoupling property of MAP estimators," *IEEE International Workshop on Information Theory (ITW)*, 2016.
- [13] A. Beryhi and R. R. Müller, "Maximum-a-posteriori signal recovery with prior information: Applications to compressive sensing," in *IEEE International Conference on Acoustics, Speech and Signal Processing (ICASSP)*, 2018, pp. 4494–4498.
- [14] R. V. Hogg and A. T. Craig, *Introduction to mathematical statistics*, 5th Edition. Upper Saddle River, New Jersey: Prentice Hall, 1995.