

# $\mu$ - $e$ conversion experiments at J-PARC

N. Teshima<sup>1\*</sup> on behalf of the DeeMe Collaboration

<sup>1</sup> Osaka City University, Osaka, Japan

\* teshima@ocup1.hep.osaka-cu.ac.jp

June 12, 2022



*Proceedings for the 15th International Workshop on Tau Lepton Physics,  
Amsterdam, The Netherlands, 24-28 September 2018*

scipost.org/SciPostPhysProc.Tau2018

## Abstract

There are two plans of experiments to search for muon to electron ( $\mu$ - $e$ ) conversion at J-PARC, which are called DeeMe and COMET. The  $\mu$ - $e$  conversion is one of the charged lepton flavor violation processes. Although the processes are forbidden in the Standard Model, some theories beyond the Standard Model predict relatively large branching ratios at orders of  $10^{-12}$  to  $10^{-17}$ . DeeMe will be conducted with a sensitivity of  $1 \times 10^{-13}$  using a carbon target for 1 year, and COMET will be done with that of  $3 \times 10^{-15}$  in Phase-I. In this article, the current status of these two experiments will be presented.

---

## Contents

<b>1</b>	<b>Introduction</b>	<b>2</b>
1.1	Reactions of Muonic Atoms and $\mu$ - $e$ Conversion	2
1.2	Sensitivity Goals	2
1.3	Places of Experiments	2
<b>2</b>	<b>The DeeMe Experiment</b>	<b>3</b>
2.1	Experimental Concept	3
2.2	Backgrounds	3
2.3	Current Status	4
<b>3</b>	<b>The COMET Experiment</b>	<b>4</b>
3.1	The Concept in Phase-I	4
3.2	Status and Recent High-Light	5
3.3	Toward Phase-II	5
<b>4</b>	<b>Conclusion</b>	<b>5</b>
	<b>References</b>	<b>6</b>

---

# 1 Introduction

## 1.1 Reactions of Muonic Atoms and $\mu$ - $e$ Conversion

In the  $\mu$ - $e$  conversion search experiments, we stop negative muons in a target to form muonic atoms. The muon of 1S bound state in a muonic atom can decay, called the decay-in-orbit or be captured by the nucleus through the charged-current weak interaction of the Standard Model.

The probabilities of those processes depend on the nuclear mass. The heavier nuclei, the more muons are captured, and the life time of muonic atom becomes shorter. For muonic carbon atoms which the DeeMe experiment plans to use, 92% of muons decay in orbit, while 8% of them are captured by the nucleus. The life time of the muonic carbon atom is 2.0  $\mu$ s. The COMET experiment uses an aluminum target. The life time of the muonic aluminum is 0.86  $\mu$ s, where 39% is the decay-in-orbit and 61% is the muon capture. In the DeeMe experiment, a silicon-carbide target is being investigated as a target. A muonic silicon atom has a life time of 0.76  $\mu$ s with the decay-in-orbit 33% and the muon capture 66%.

We search for the  $\mu$ - $e$  conversion, which is one of the charged lepton flavor violating processes. It is the coherent neutrino-less conversion of a muon into an electron in the nuclear field. The conversion electron is monoenergetic with an energy equal to the muon mass minus the binding energy of the muon and the nuclear recoil. It will be approximately 105 MeV for the target atom made of carbon, aluminum or silicon.

## 1.2 Sensitivity Goals

The current limits on the branching ratio of the  $\mu$ - $e$  conversion are  $4.6 \times 10^{-12}$  for a titanium target by the experiment at TRIUMF [1],  $4.3 \times 10^{-12}$  for a titanium target [2] and  $7 \times 10^{-13}$  for a gold target [3] by the SINDRUM-II experiment at PSI.

The goal of the DeeMe experiment is to achieve a single event sensitivity of  $1 \times 10^{-13}$  for a graphite target for one year. If we change the target to silicon carbide, the sensitivity improves to be approximately  $2 \times 10^{-14}$ . These sensitivities are better by one or two orders of magnitude than those achieved so far.

The goal of the COMET experiment is to achieve a sensitivity of  $3 \times 10^{-15}$  in Phase-I and  $2 \times 10^{-17}$  in Phase-II. These sensitivities are better by two to four orders of magnitude.

## 1.3 Places of Experiments

Two experiments are conducted at J-PARC in Tokai Village, Japan (see Fig. 1). The place for the DeeMe experiment is Materials and Life Science Experimental Facility (MLF), and pulsed proton beams of fast extraction from 3-GeV Rapid Cycling Synchrotron (RCS) with a repetition of 25 Hz will be used. The COMET is located at Hadron Hall, and pulsed proton beams of slow extraction from the Main Ring will be used. The beam time does not conflict and these experiments can run in parallel.

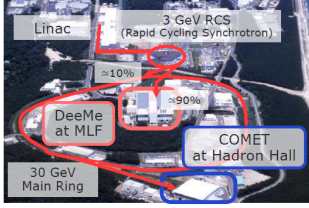


Figure 1: Places where the DeeMe and COMET experiments are conducted in J-PARC.

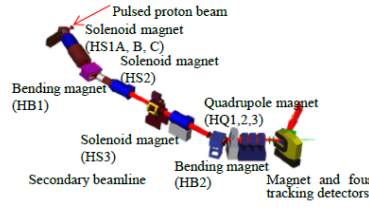


Figure 2: The experimental concept of the DeeMe experiment at J-PARC MLF H-Line.

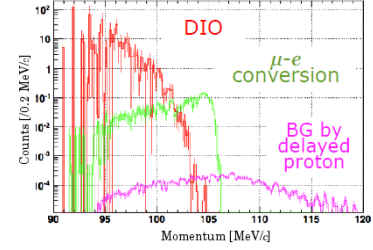


Figure 3: Simulated momentum spectra of electrons at the spectrometer.

## 2 The DeeMe Experiment

The DeeMe Collaboration consists of thirty-seven people, representing thirteen institutes as of November, 2018.

### 2.1 Experimental Concept

Figure 2 shows the experimental concept of the experiment. The pulsed proton beams are injected into the target to produce pions. The pions then decay in flight into muons, and muons are trapped by the target nuclei to form muonic atoms.

Generally in experiments to search for  $\mu$ - $e$  conversion, a pion-production target, pion-decay and muon-transport section, and a muon-stopping target are usually used. But in the DeeMe experiment, only one target will be used for both of pion-production, pion-muon-decay, and muon-stopping.

The secondary beamline, H Line, transports  $\mu$ - $e$  conversion electrons from the target to the magnetic spectrometer. We will then search for the signal by using a spectrometer consisting of an electromagnet and four tracking detectors, multi-wire proportional chambers (MWPCs).

### 2.2 Backgrounds

Figure 3 shows simulated momentum spectra of electrons from muon decay-in-orbit,  $\mu$ - $e$  conversion, and beam-related background at the spectrometer for the RCS operating with 1 MW for  $2 \times 10^7$  sec, using a silicon-carbide target, the branching fraction  $3 \times 10^{-14}$ .

The low-momentum backgrounds will be suppressed by the secondary beamline, and we need a spectrometer with a good momentum resolution better than 1 MeV/ $c$  to separate the signal from the high-momentum tail of the background.

After beam pions are captured, the de-excitation photons will produce electrons and positrons. Those are at the beam-prompt timing, outside the analysis window. In the signal-momentum region, there are 0.09 electrons by muon decay in orbit. There could be some background 0.027 ( $< 0.05$  90% C. L.) induced by delayed protons from the accelerator at an irregular timing [4]. But they are much smaller than 1 event per year.

Cosmic-ray background will be the number of electrons  $< 0.018$  and that of muons  $< 0.001$ . There are no backgrounds induced by anti-protons because the proton energy 3 GeV is below




Figure 4: Photograph of H Line (under construction) and H1 Area (deep blue).



Figure 5: The magnet PACMAN which will be used for the spectrometer.



Figure 6: Photograph of experimental setup at the J-PARC MLF D2 Area in 2017.

the anti-proton production threshold.

### 2.3 Current Status

The H Line, the secondary beamline which will be used for the DeeMe experiment, is under construction (see Fig. 4).

For the spectrometer magnet, we will use a dipole magnet that we call PACMAN (Fig. 5). This magnet is leased from TRIUMF. It was tested and worked well.

Tracking detectors, all four of the MWPCs, were manufactured. We use unique MWPCs with a high-voltage switching mechanism to dynamically control the gas multiplication and to avoid space charge effects due to a large number of prompt charged particles. The MWPCs are quickly restored for the normal operation soon after the prompt timing to detect a single electron.

The hit efficiency was measured to be approximately 98% for detecting single electrons. More details on the development of the detectors can be found in [5].

Last year, measurement of momenta about 50 MeV/ $c$  of electrons from muon decay-in-orbit was conducted at the D Line in J-PARC MLF as shown in Fig. 6. All four of the MWPCs and DAQ [6] worked well. Analysis codes including waveform handling, hit cluster finding, and track fitting through the spectrometer magnet were developed. The detector system is ready for physics runs to search for the  $\mu$ - $e$  conversion.

## 3 The COMET Experiment

The COMET Collaboration consists of more than two hundred people representing forty institutes as of November, 2018.

### 3.1 The Concept in Phase-I

Figure 7 illustrates the experimental concept of the COMET in Phase-I. The 8-GeV, 3.2-kW pulsed proton beams from the Main Ring will be used to produce pions. The muon transport solenoid then transports muons by 90-degree bending to select low-momentum ones.


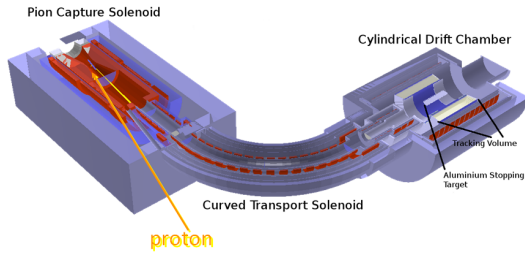


Figure 7: Experimental concept of the COMET in Phase-I at the Hadron Hall.

Figure 8: Installed muon transport solenoid.

The Cylindrical Drift Chamber (CDC) is used as the main detector. The requirement is to have a momentum resolution better than  $200 \text{ keV}/c$ . For the background measurement, the straw tube tracker and electron calorimeter (StrawECAL) will be used [7].

### 3.2 Status and Recent High-Light

The experiment will be conducted in a new south building at the Hadron Experimental Facility. The experimental facility was built in 2015.

The Muon Transport Solenoid (see Fig. 8) was installed at the Hadron Hall. It is ready for cryogenic tests. StrawECAL, COMET-CDC and its prototype trigger system are being tested using beam or cosmic-rays as shown in Fig. 9. Those detectors are under construction and development, and trying to be ready to start in 2019.

Recently the slow extraction of 8-GeV pulsed protons to the Hadron Hall was tested and beam-related backgrounds were investigated. The extinction of protons between two main pulses was found to be good enough for the experiment.

### 3.3 Toward Phase-II

The Phase-II study is also in progress. Changing the transport solenoid design to s-shape (see Fig. 10) and increasing the proton beam intensity to 56 kW, the COMET will aim further improvement of sensitivity by two orders of magnitude from the experiment in Phase-I.

## 4 Conclusion

There are two plans of experiments to search for the  $\mu$ - $e$  conversion at J-PARC, which are called DeeMe and COMET. The DeeMe aims at a single event sensitivity of  $1 \times 10^{-13}$  using a muon-stopping target made of graphite for one year. If we change the target to silicon carbide, the sensitivity will be  $2 \times 10^{-14}$ . The spectrometer consisting of a magnet and four MWPCs, is ready. Construction of the secondary beamline, H Line, is in progress at J-PARC Materials and Life Science Experimental Facility (MLF). DeeMe is planning to start data taking soon after the completion of the H Line construction, hopefully in 2019. The COMET will be conducted with a single event sensitivity of  $3 \times 10^{-15}$  in Phase-I or  $2 \times 10^{-17}$  in Phase-II.




Figure 9: Photograph of the COMET's Cylindrical Drift Chamber (CDC) and its trigger system (prototype).

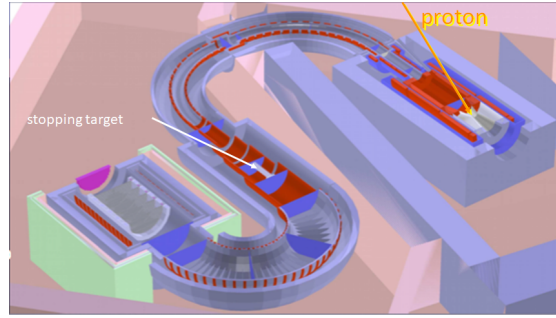


Figure 10: Layout of the COMET experiment in Phase-II.

Preparation of the beam line and detectors is ongoing. The detectors for the experiment in Phase-I will be ready in 2019.

## Acknowledgements

I am very grateful to Dr. H. Yoshida, Osaka University for giving me information on the COMET experiment.

## References

- [1] S. Ahmad, *et al.*, *Search for muon-electron and muon-positron conversion*, *Phys. Rev. D*, **38**, 2102 (1988), <https://doi.org/10.1103/PhysRevD.38.2102>.
- [2] C. Dohmen, *et al.*, *Test of lepton-flavour conservation in  $\mu$ -e conversion on titanium*, *Phys. Lett. B*, **317**, 631 (1996), [https://doi.org/10.1016/0370-2693\(93\)91383-X](https://doi.org/10.1016/0370-2693(93)91383-X).
- [3] W. Burtl, *et al.*, *A Search for  $\mu$ -e conversion in muonic gold*, *Eur. Phys. J. C*, **47**, 337 (2006), <https://doi.org/10.1140/epjc/s2006-02582-x>.
- [4] D. Nagao, *master thesis (Japanese)*, Osaka University (2016), unpublished.
- [5] H. Natori, *et al.*, *A Fast High-Voltage Switching Multiwire Proportional Chamber*, *Prog. Theor. Exp. Phys.*, **2017**, 2, 023C01 (2017), <https://doi.org/10.1093/ptep/ptw193>.
- [6] N. M. Truong, *et al.*, *Real-Time Lossless Compression of Waveforms Using an FPGA*, *IEEE Transactions on Nuclear Science*, **65**, 9 (2018), <http://dx.doi.org/10.1109/TNS.2018.2861880>.
- [7] Y. Kuno on behalf of the COMET Collaboration, *A Search for Muon-to-Electron Conversion at J-PARC: the COMET Experiment*, *Prog. Theor. Exp. Phys.*, **2013**, 2, 022C01 (2013), <https://doi.org/10.1093/ptep/pts089>