

# Unsupervised Transfer Learning for Spoken Language Understanding in Intelligent Agents

Aditya Siddhant<sup>1</sup>, Anuj Kumar Goyal<sup>2</sup>, Angeliki Metallinou<sup>2</sup>

asiddhan@cs.cmu.edu, anujgoyal@amazon.com, ametalli@amazon.com

<sup>1</sup> Carnegie Mellon University, <sup>2</sup> Amazon Alexa AI

## Abstract

User interaction with voice-powered agents generates large amounts of unlabeled utterances. In this paper, we explore techniques to efficiently transfer the knowledge from these unlabeled utterances to improve model performance on Spoken Language Understanding (SLU) tasks. We use Embeddings from Language Model (ELMo) to take advantage of unlabeled data by learning contextualized word representations. Additionally, we propose ELMo-Light (ELMoL), a faster and simpler unsupervised pre-training method for SLU. Our findings suggest unsupervised pre-training on a large corpora of unlabeled utterances leads to significantly better SLU performance compared to training from scratch and it can even outperform conventional supervised transfer. Additionally, we show that the gains from unsupervised transfer techniques can be further improved by supervised transfer. The improvements are more pronounced in low resource settings and when using only 1000 labeled in-domain samples, our techniques match the performance of training from scratch on 10-15x more labeled in-domain data.

## Introduction

Voice-powered artificial virtual agents have become popular amongst consumer devices, as they enable their users to perform everyday tasks through intuitive and natural user interfaces. SLU tasks such as intent classification and entity tagging are critical functionalities of these agents. Fast expansion of these functionalities to new domains is important for achieving engaging and informative interactions, as it increases the range of capabilities that their users enjoy.

For SLU tasks, most of the current methods use supervised learning, which relies on manually labeled data for building high quality models. The supervised learning paradigm is therefore costly, time-consuming and does not scale well for cases where the label space is continuously expanding as new functionality is added to an agent. Also, user interaction with voice-powered agents generates large amounts of unlabeled text, produced by the Automatic Speech Recognition (ASR) engine. This ASR output text is a large and valuable resource of conversational data that is available in practically unlimited quantities and could be used to improve the agent's SLU accuracy. Thus, the ability

to learn effectively from unlabeled text is crucial to alleviating the bottlenecks of supervised learning.

The machine learning community is actively exploring transfer learning and unsupervised learning for low resource tasks. Goyal, Metallinou, and Matsoukas (2018) explored transfer learning from existing annotated SLU domains for building models for related, low-resource domains for artificial agents. However, such transfer learning techniques rely on large annotated resources from a related functionality. Recent work has used language modeling (LM) as a proxy task for learning context dependent word embeddings from large unlabeled text corpora (Peters et al. 2018). These embeddings allow for unsupervised knowledge transfer and have been shown to bring performance gains for various downstream natural language processing (NLP) tasks.

In this work, we propose an unsupervised transfer learning technique inspired from ELMo and Universal Language Model Fine Tuning (ULMFiT) to leverage unlabeled text for building SLU models (Peters et al. 2018; Howard and Ruder 2018). We also explore the combination of unsupervised and supervised knowledge transfer for SLU. We evaluate our methods on various tasks and datasets, including data from a popular commercial intelligent agent. Our results show that unsupervised transfer using unlabeled utterances can outperform both training from scratch and supervised pre-training. Additionally, the gains from unsupervised transfer can further be improved by supervised transfer. These improvements are more pronounced in low resource setting and when only 1K labeled in-domain samples are available, the proposed techniques match the performance of training from scratch on 10-15x more labeled data. Concretely, our contributions are:

- We apply ELMo embeddings for unsupervised knowledge transfer from raw ASR text and show SLU accuracy gains.
- We propose ELMo-Light (ELMoL), a light-weight ELMo alternative that is well-suited for commercial settings, with comparable accuracy to ELMo for most SLU tasks.
- We combine unsupervised and supervised transfer learning, and show the additive effect of the two techniques.
- We extensively evaluate our methods on benchmark SLU datasets and data from a commercial agent, across various resource conditions.

The rest of paper is organized as follows. To provide a bit of background, we discuss related work and neural architectures for SLU and then introduce the methods we use for unsupervised transfer including the proposed ELMoL. Finally, we describe the datasets, experimental setup, results and end with directions for future work. Table 1 summarizes some of the frequently used abbreviations throughout the paper.

Abbr.	Description
UT	Unsupervised Transfer
ST	Supervised Transfer
IC	Intent Classification
ET	Entity Tagging
LM	Language Model
<i>guf</i>	Gradual Unfreezing
<i>tlr</i>	Triangular Learning Rate
<i>discr</i>	Discriminative Fine Tuning

Table 1: Abbreviation Table

## Related Work

Deep learning models using CNNs and LSTMs are state of the art for many NLP tasks. Examples include applying LSTMs for sentence classification (Liu et al. 2015; Socher et al. 2013), LSTM with Conditional Random Field (CRF) decoder for sequence labeling (Chiu and Nichols 2016) and CNN-LSTM combinations for LM (Jozefowicz et al. 2016). LSTMs with attention have also been used for SLU tasks including Entity tagging (ET) and intent classification (IC) (Liu and Lane 2016).

To enable robust training of deep learning models in low resource settings, the community is actively exploring semi-supervised, transfer and multi-task learning techniques. In the multi-task paradigm a network is jointly trained to optimize multiple related tasks, exploiting beneficial correlations across tasks (Liu and Lane 2016; Collobert and Weston 2008). Liu et al. (2018) used language models (LMs) as an auxiliary task in a multi-task setting to improve sequence labeling performance. Transfer learning addresses the transfer of knowledge from data-rich source tasks to under-resourced target tasks. Neural transfer learning has been successfully applied in computer vision where lower network layers are trained in high-resource supervised datasets like ImageNet to learn generic features (Krizhevsky, Sutskever, and Hinton 2012), and are then fine-tuned on target tasks, leading to impressive results for image classification and object detection (Donahue et al. 2014; Sharif Razavian et al. 2014). In NLP, such supervised transfer learning was successfully applied for SLU tasks, by learning IC and ET models on high resource SLU domains, and then fine-tuning the network on under resourced domains (Goyal, Metallinou, and Matsoukas 2018). Similar ideas have also been explored for POS tagging using for cross-lingual transfer learning (Kim et al. 2017).

Unsupervised methods for knowledge transfer include computing word and phrase representations from large unlabeled text corpora. Examples include Word2Vec and Fast-

Text, where context independent word representations are learnt based on LM-related objectives (Mikolov et al. 2013; Bojanowski et al. 2017). Unsupervised sentence representations have been computed via predicting sentence sequences like skip-thought (Kiros et al. 2015), and through a combination of auxiliary supervised and unsupervised tasks (Cer et al. 2018). Recent work has introduced LM-based word embeddings, ELMo, that are dependent on sentence context and are shown to lead to significant accuracy gains for various downstream NLP tasks (Peters et al. 2018). Unsupervised pre-training has also been used as a form of knowledge transfer by first training a network using an LM objective and then fine-tuning it on supervised NLP tasks. This has been shown to be efficient for sentence classification (Howard and Ruder 2018; Dai and Le 2015) and (Radford et al. 2018) for textual entailment and question answering. Our work, building upon transfer learning ideas such as supervised model pre-training (Goyal, Metallinou, and Matsoukas 2018), LM-fine tuning (Howard and Ruder 2018) and context dependent word embeddings (Peters et al. 2018), introduces a light-weight ELMo extension and combines those methods for improving SLU performance in a commercial agent.

## Neural Architectures for SLU

We focus on SLU for voice powered artificial agents, specifically on intent classification (IC) and Entity tagging (ET) models which are essential for such agents. Given a user request like ‘how to make kadhahi chicken’, the IC model classifies the intention of the user, such as ‘GetRecipe’ while the ET model tags the entities of interest in the utterance, such as ‘Dish’=‘kadhahi chicken’.

We use a multi-task deep neural network architecture for jointly learning the IC and ET models, hence exploring beneficial correlations between the two tasks. Our architecture is illustrated in Figure 1. It consists of a bottom shared bi-directional LSTM (bi-LSTM) layer on top of which we train a bi-LSTM-CRF for ET and a bi-LSTM for IC. The two top layers are optimized separately for ET and IC, while the common bottom layer is optimized for both tasks. The objective function for the multi-task network combines the IC and ET objectives.

Specifically let  $r_t^c$  denote the common representation computed by the bottom-most bi-LSTM for each word input at word  $t$ . The ET forward LSTM layer learns a representation  $r_t^{ET,f} = \phi(r_t^c, r_{t-1}^{ET})$ , where  $\phi$  denotes the LSTM operation. The IC forward LSTM layer learns  $r_t^{IC,f} = \phi(r_t^c, r_{t-1}^{IC})$ . Similarly, the backward LSTM layers learn  $r_t^{ET,b}$  and  $r_t^{IC,b}$ .

To obtain the entity tagging decision, we feed the ET bi-LSTM layer’s output per step, denoted as  $[r_t^{entity}]_{t=1}^T$  into the CRF layer, and produce a entity label sequence  $[\hat{S}_t]_{t=1}^T$ . For the intent decision, we concatenate the last step from the forward LSTM with the first step of the backward LSTM to get the intent representation  $r^{intent}$ , and feed it into a softmax layer for classification:

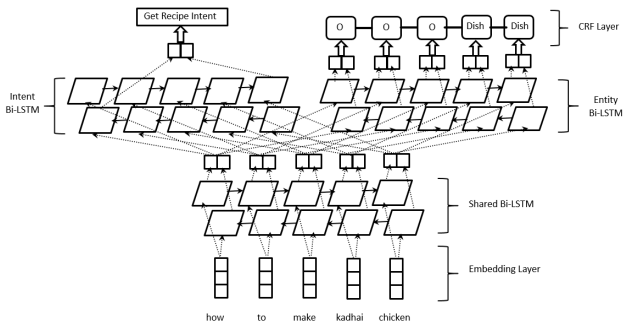


Figure 1: Multi-task architecture for IC and ET

$$r_t^{entity} = r_t^{ET,f} \oplus r_t^{ET,b}, r_t^{intent} = r_T^{IC,f} \oplus r_1^{IC,b}$$

$$[\hat{S}_t]_{t=1}^T = CRF([r_t^{entity}]_{t=1}^T)$$

$$\hat{I} = softmax(W_I r^{intent} + b_I)$$

where  $\oplus$  denotes concatenation.  $W_I, b_I$  are the weights and biases for the intent softmax layer and  $CRF(\cdot)$  denotes the CRF layer.  $\hat{S}_t$  is the predicted entity tag per step, and  $\hat{I}$  is the predicted intent label for the utterance.

## Methods for Unsupervised Transfer

When building ET and IC models for a target new SLU domain like recipes, we typically have between few hundreds and few hundred thousand labeled utterances available for supervised training. We also have manually labeled ET and IC data from existing source SLU domains, like music, weather etc, which is a few million combined. Finally, we have billions of unlabeled utterances produced by the ASR engine from live user-agent interaction in our system. In this section, we describe Unsupervised Transfer (UT) learning techniques that leverage this large corpus of unlabeled ASR text to improve the accuracy of the IC and ET tasks. We also combine UT with supervised transfer learning from the existing labeled data from source domains, to obtain additional gains.

## Embeddings from Language Model (ELMo)

Peters et al. (2018) introduced contextualized word embeddings, called ELMo, computed by first training an LM using a state-of-the-art architecture with multiple CNNs over characters and  $L$  bi-LSTM layers on top to model the sentence (the network is also referred to as CNN-BIG-LSTM (Jozefowicz et al. 2016)). After the model is trained on a large corpus, the outputs of the different layers are used as embeddings for downstream tasks. Specifically, let's denote with  $x_t$  the context-independent word representations from the CNN layer at word  $t$  and with  $h_{t,i}^{LM}$  the contextual word representations obtained by concatenating the forward and backward LSTM activations at word  $t$  and layer  $i$ . The contextual ELMo embeddings at  $t$  are computed through linear combination as:

$$ELMo_t = \gamma(s_0 \cdot x_t + \sum_{i=1}^L s_i \cdot h_{t,i}^{LM})$$

where  $\gamma$  is a scalar parameter for scaling the ELMo vector

We trained ELMo embeddings using  $L = 2$  bi-LSTM layers on ASR text, and used them as input to the downstream SLU architecture of Figure 1. ELMo parameters were kept frozen, as in Peters et al. (2018), and parameters  $s_i$  and  $\gamma$  were jointly optimized on the ET and IC tasks. An advantage of this unsupervised pre-training is that the CNN-BIG-LSTM weights do not experience catastrophic forgetting, therefore the SLU architecture can be trained without losing the knowledge gained from unlabeled data. However, computing ELMo embeddings at runtime introduces many additional parameters (e.g., weights from the large CNN-BIG-LSTM). In practice, we observed that using ELMo increases the inference time by 1.6x and triples the memory requirement at runtime because of additional parameters, which makes this solution less attractive for a commercial SLU system.

## ELMo-Light (ELMoL) for SLU tasks

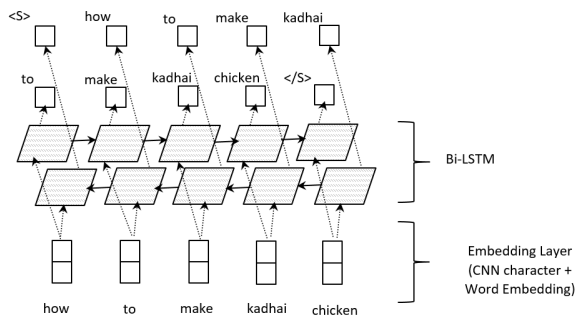
We introduce ELMo-Light (ELMoL) which is a light-weight alternative for computing contextualized word embeddings within our SLU architecture. We base our model on two observations. First, typical conversational requests to artificial agents use brief and simple language therefore a smaller LM architecture may be sufficient. Second, the purpose of the lower shared layer of our SLU is to learn generic representations for IC and ET, and could be additionally pre-trained with an LM objective on a larger corpus.

Specifically, we train an LM network consisting of character level CNNs and a single bi-LSTM layer on unlabeled ASR text to compute contextual word representation  $h_{t,i}^{LM}$  at word  $t$ , as shown in Fig 2(a). Then, we combine these contextual embeddings with non-contextual word embeddings  $x_t$ , and feed them as input to our upper SLU model layers for IC and ET, optimizing the linear weights on the downstream tasks, similarly to ELMo:

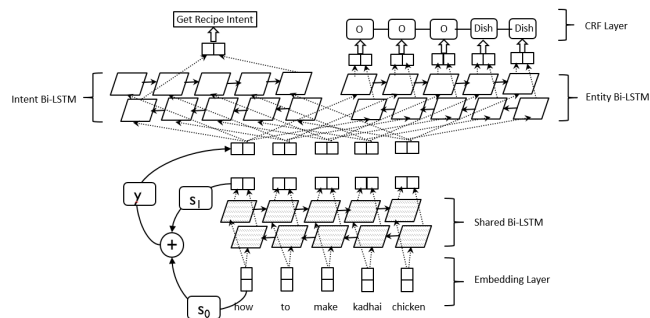
$$ELMoL_t = \gamma(s_0 \cdot x_t + s_1 \cdot h_{1,i}^{LM})$$

This model is illustrated in Fig 2(b). Compared to our original architecture of Fig 1(a), the proposed ELMoL model introduces only three additional trainable parameters ( $\gamma, s_0, s_1$ ). This is because the single bi-LSTM LM weights are re-purposed as the lower layer of our SLU architecture and are further fine-tuned on the in-domain data along with the rest of the SLU network. The character level CNNs of the LM are removed from the final architecture and their output is used as fixed non-trainable embeddings. Therefore, ELMoL embeddings do not incur additional latency or memory costs and are well suited for our SLU system.

**Techniques for effectively training ELMoL** In contrast to ELMo, for the ELMoL model we do not freeze the weights of lower bi-LSTM layer. Freezing them would only leave a single trainable bi-LSTM layer for each of the IC and ST tasks during the supervised training stage, which empirically negatively impacts the final accuracy. Instead, after unsupervised LM pre-training is complete for the lower layers, we update all layers of the network using the target domain labeled IC and ET data.



(a) ELMoL LM Pre-training



(b) ELMoL embeddings used in the SLU multi-task model

Figure 2: Left: ELMoL embeddings from simplified LM. Right: ELMoL embeddings used in the SLU model

We empirically noticed that making the lower layer trainable causes catastrophic forgetting, e.g., the knowledge transferred through pre-trained weights is erased by the gradient updates during supervised training. To counter this issue, we apply a combination of techniques from the literature (Howard and Ruder 2018), specifically **gradual unfreezing (guf)**, **discriminative fine-tuning (discr)** and **slanted triangular learning rates (tlr)**. *guf* means updating only the top layer for a few epochs keeping lower layers frozen, and then progressively updating bottom layers. It can be combined with *discr*, e.g. using different learning rates across network layers. Here, we use a lower learning rate for the bottom layer to avoid large updates in the transferred knowledge of the lower layer weights. *tlr* refer to learning rates that are initially slow which discourages drastic updates in early stages of learning, then it rapidly increase allowing more exploration of the parameter space and then slowly decrease enabling learned parameters to stabilize.

### Combining Supervised Transfer (ST) with UT

Goyal, Metallinou, and Matsoukas (2018) used supervised transfer learning in a similar SLU model by pre-training a multi-task network on labeled data from source domains and fine-tuning the weights on ET and IC tasks of an under-resourced target domain, updating the top layers to reflect the labels of the new domain. We combine this supervised pre-training technique with unsupervised ELMo and our proposed ELMoL embeddings. We explore the following two variations for combining unsupervised pre-training with supervised transfer learning.

**ELMo+ST** This method is similar to Goyal, Metallinou, and Matsoukas (2018), the only difference being that instead of FastText embeddings, we use ELMo embeddings while pre-training the network on labeled data from source domain(s). This method, therefore, becomes a 3 step process. The first step involves training the external LM network using unlabeled data. In the second step, we use the embeddings from LM, trained in the first step, to pre-train our multi-task IC/ET architecture using labeled data from source domains. Finally, in the third step, we fine tune the weights in multi-task IC/ET architecture on labeled data from target

domain. The LM weights are frozen in steps 2 and 3.

**ELMoL+ST** This is also a three step method where in the first step, the lower layer of multi-task IC/ET architecture is pre-trained using a language model objective. This step is essentially the same as the first step of ELMoL training without ST. In the second step, we train the entire architecture on labeled source data using *guf* and *discr*. This step, therefore, becomes a two step process itself in which we first train the upper layers of the architecture keeping the lower layer frozen with weights from step 1. Once the upper layers stabilize, we train the entire network with labeled source data, keeping the lower layer learning rate much lower than the higher layer (*discr*). Finally, in the third step of the process, we fine tune all the layers on labeled data from target domain using all 3 techniques *guf*, *discr* and *tlr*.

While we combine ST with UT to see if it can provide an additive effect and bump performance even further, we would like to point out that the main focus of this paper is unsupervised transfer learning and therefore, comparison of ST+UT with other semi-supervised techniques do not form a part of our experiments.

## Datasets

### Internal Labeled and Unlabeled SLU datasets

We use two internal SLU domains as our target domains, denoted as **Domain A** (5 intents, 36 entities) and **Domain B** (22 intents, 43 entities). We have a total of 43K and 100K labeled training samples for Domains A and B respectively. In addition to these two target labeled datasets, we pool labeled datasets from tens of other domains of our SLU system. In total, we use around 4 million utterances which are labeled in terms of the intents and entities of their respective domains. We refer to this labeled dataset as **Internal Labeled Source Dataset (ILSD)**. ILSD spans data from a range of functionalities like playing media (music, movies, books), question answering, performing tasks like setting calendar events, alarms and notifications, etc. The total number of intents and entities in this dataset are of the order of hundreds each. We also collect unlabeled ASR text from the live utterances of users interacting with our agent. Specifically, we use a large set of 250 million de-duplicated tokens collected

over a year. We refer to this dataset as **Internal Unlabeled Dataset (IUD)**.

### Public Labeled and Unlabeled datasets

For benchmarking our proposed methods we use two labeled public SLU datasets: **ATIS** and **SNIPS**. **ATIS** is a common SLU benchmark from the travel planning domain which contains 5K utterances (Hemphill, Godfrey, and Doddington 1990). **SNIPS** is a more recent SLU benchmark created by the company *snips.ai* for benchmarking commercial NLU engines offered by companies like Google, Amazon, etc (Coucke et al. 2017). **SNIPS** includes 7 commonly used intents like asking for the weather, playing music, booking restaurants and contains 13K training utterances. We also used two unlabeled datasets, the **1B Word Benchmark (1BWB)** and the **1M SLU Benchmark data (1MSLU)**. The 1BWB is a common text benchmark dataset used in the LM literature (Chelba et al. 2014), it is extracted from News Crawl and contains 750 million tokens. We additionally collected an SLU text dataset by combining various public SLU corpora, including training splits from ATIS, SNIPS, DSTC2 (Henderson, Thomson, and Williams 2014), and others. We call this dataset 1M SLU Benchmark data (1MSLU) and it contains 1 million tokens in total. These datasets were used as additional resources to the internal ASR data for training language models for unsupervised knowledge transfer. Statistics of the target datasets are in Table 2.

	#Training Samples	#Dev Samples	#Test Samples	Vocab Size	#Int.	#Ent.
Domain-A	43168	3680	4752	62600	5	36
Domain-B	100000	8227	8695	62600	22	43
ATIS	4478	500	893	868	26	79
SNIPS	13084	700	700	11823	7	39

Table 2: Internal and public target datasets statistics

## Experiments and Results

### Baselines

Our first baseline uses no form of unsupervised pre-training and works only with the target data at hand. We refer to this baseline as **NoUT**. Our second baseline uses pre-trained FastText word embeddings (Bojanowski et al. 2017). We chose this baseline because pre-trained word embeddings is a very popular means of unsupervised pre-training in the NLP literature. This baseline is referenced as **Fasttext**.

### Experimental Setup

**Network Hyper-parameters** The experimental setup was kept same for all 4 datasets with minor adjustments in hyper-parameters. We use 200 hidden units for all three LSTM layers in our multi-task architecture. We use Adam optimizer (Kingma and Ba 2015) with initial learning rate 0.0001 for internal datasets (Domain-A and Domain-B) and 0.0005 for ATIS and SNIPS. Both IC and ET losses are weighted equally in the total loss. Training is done upto 25 epochs with early-stopping based on sum of IC and ET scores on

development set. Dropout probability is 0.5 for ATIS and SNIPS and 0.2 for internal datasets and we use L2 regularization on all weights with  $\lambda=0.0001$ .

**Network Input Embeddings** The embedding layer dimension depends on the type of embedding being used. For NoUT and FastText, the embedding dimension is 400. NoUT has all 400 trainable while FastText has 300 pre-trained and 100 trainable. ELMo uses 1024 dimension embedding while ELMoL has 200 dimension embedding. ELMoL embedding is reduced to 200 in order to keep the number of parameters same as NoUT or FastText. This is because to linearly combine embedding and LSTM output, the embedding dimension has to be the same as the forward and backward LSTM output. First 100 dimensions of those embeddings are word-level trainable embeddings and the rest are fixed output of character-level CNN.

**LM Training for ELMo** To train the LM for ELMo, we follow Peters et al. (2018) very closely. For internal datasets, we train a CNN-BIG-LSTM LM, halving the embedding and hidden layer dimensions, on IUD from scratch for 10 epochs. As an alternative, we also fine-tune the LM already trained on 1B Word Benchmark on IUD for 5 epochs. The LM to be used for embeddings is decided based on perplexity on a heldout set (1% of IUD). For ATIS and SNIPS, we use 1M SLU Benchmark to both train from scratch and fine-tune the LM trained on 1B Word Benchmark for 25 and 10 epochs respectively.

**LM Training for ELMoL** ELMoL language model training is carried out similar to ELMo. The main difference is in the LM architecture being used. Keeping it similar to the lower layer of multi-task model, there is only 1 LSTM layer with 200 hidden units. Context independent CNN layer has 10, 20, 20, 20, 20 and 10 channels of width 1,2,3,4,5 and 6 respectively. For internal domains, the model was trained on IUD with a batch size of 128 for 25 epochs. For ATIS and SNIPS, we train the on 1M SLU Benchmark with batch size of 32 for 50 epochs. While using *guf*, there are two important hyper-parameters, learning rate for first round of training (when lower layer is frozen) which we keep as 0.0001 for internal datasets and 0.0005 for public datasets. The second important hyper-parameter is the number of epochs after which lower layer is unfrozen. This is usually between 10-15 epochs. The learning rate for second round of training (with all layers unfrozen) is decided based on the dev performance and varies across datasets. We also use *discr* and *tlr* in second round of training. For *discr*, we use the setting followed by Howard and Ruder (2018) and keep the lower layer learning rate 2.5 times lesser than the upper layer. For *tlr*, we keep the starting learning rate 10 times lesser than the peak learning rate and this peak is located at 1/8th of the total number of updates.

**Simulating Low Resource Data Settings** We simulate low resource settings by carrying out experiments on smaller training sets sampled from all four target datasets (Domain A, Domain B, ATIS, SNIPS). Samples of size 100, 200, 500, 1000, 2000, 5000 and 10000 are drawn from the target training sets. We then compare the different methods using

smaller training sets. These sets are drawn five times and the performance is averaged out.

**Evaluation Metrics** We use three metrics for evaluation:

- Intent Classification Accuracy (ICA): For IC we use accuracy, which is simply the fraction of utterances with correctly predicted intent.
- Entity F1 (EF1): For ET, we use standard F1 score calculated by the CoNLL-2003 evaluation script.
- Sentence Error Rate (SER): We use SER as a metric for joint evaluation of IC and ET to reflect overall erroneous outputs. It is the fraction of utterances with either IC error or at least one ET error (lower is better).
- For LM evaluation, we use the standard perplexity score.

**Significance Test** We use t-test to establish the statistical significance of a method over another ( $p$ -value = 0.05).

### Language Modeling Results

Table 3 shows the perplexity numbers for language models of ELMo and ELMoL trained on different datasets. The upper part of the table shows performance on Internal Datasets, with LMs trained on IUD, 1BWB and their combination and evaluated on held out development sets. Overall, ELMo LM achieves the best performance when first trained on 1BWB and then fine-tuned on either IUD or IMSLU. The ELMoL LM perplexity is higher than ELMo, which is expected because of the much smaller ELMoL LM architecture. However, we find that this difference in perplexity between ELMo and ELMoL does not result in a large SLU performance difference when used in downstream tasks which we discuss in next section.

Internal Datasets		IUD Holdout	Domain-A Dev	Domain-B Dev
ELMo	IUD	45.2	19.4	35.8
	1BWB+ IUD	44.9	19.1	34.9
ELMoL	IUD	56.7	24.2	43.2
Public Datasets		IMSLU Holdout	ATIS Dev	SNIPS Dev
ELMo	IMSLU	38.0	16.6	60.7
	1BWB+ IMSLU	31.0	15.2	50.8
ELMoL	IMSLU	40.6	17.7	60.2

Table 3: Perplexity of ELMo and ELMoL language model trained on different datasets.

### UT Results for Internal SLU tasks

The results of Unsupervised Transfer Learning (UT) on internal datasets, Domain A and Domain B are shown in 4. Both ELMo and ELMoL beat the NoUT and FastText baseline significantly on both Domain A and Domain B ( $p < 0.05$ , when comparing ELMo and ELMoL vs NoUT and FastText). ELMo gives a performance improvement of  $\sim 2$  absolute SER points on Domain A and  $\sim 1.5$  absolute SER

points on Domain B over Fasttext. With much smaller architecture and 1.6x faster inference, ELMoL does not perform significantly worse compared to ELMo for three out of the four datasets we examined (ATIS, Domains A and B) except SNIPS where ELMo significantly outperforms ELMoL. It is short of ELMo by just  $\sim 0.3$  SER points on Domain A and  $\sim 0.5$  SER points on Domain B.

In Figures 3b and 3e, we plot the SER performance as a function of training data size using smaller training sets for Domain A and Domain B. In both plots, we observe the trend that SER performance using 10000 samples with NoUT approximately matches performance using 5000 samples with Fasttext, using 2000 samples with ELMoL and using 1000 samples with ELMo. Hence, unsupervised pre-training reduces the number of labeled target samples required for achieving same level of performance as Fasttext by 5 times using ELMo and 3 times using ELMoL. This enables building accurate models for a new SLU domain faster by reducing labeling time and effort through leveraging UT.

	Domain-A			Domain-B		
	ICA	EF1	SER	ICA	EF1	SER
NoUT	91.96	76.58	39.79	91.68	74.70	30.93
Fasttext	92.34	77.74	38.76	92.27	76.59	29.30
ELMo	93.71	78.59	36.58	92.46	78.43	27.95
ELMoL	93.23	78.23	36.86	92.35	78.34	28.42

Table 4: Performance of UT methods on internal datasets. Training set sizes are 43K and 100K for domains A and B.

### UT Results for Benchmark SLU Tasks

Table 5 shows the performance of Unsupervised Transfer on ATIS and SNIPS and Figure 3a and 3d plot the SER numbers using smaller training sets for these two datasets (low resource simulation). Similar to the trends we observed on internal datasets, we notice that both ELMo and ELMoL significantly outperform the baselines ( $p < 0.05$ , when comparing ELMo and ELMoL vs NoUT and FastText) and ELMoL’s performance is only slightly lower than that of ELMo. State-of-the-art (SOTA) for each of the two datasets is presented in the last row. For ATIS, Liu and Lane (2016) achieve the SOTA by using more complex attention-based models without transfer learning. We are able to get close to their accuracy with simpler models using UT. For SNIPS, we outperform the SOTA performance (Coucke et al. 2017).

	ATIS			SNIPS		
	ICA	EF1	SER	ICA	EF1	SER
NoUT	95.41	94.30	17.13	98.43	88.78	24.14
Fasttext	96.75	95.35	15.01	98.57	91.78	19.57
ELMo	97.42	95.62	12.65	99.29	93.90	14.57
ELMoL	97.30	95.42	13.38	98.83	93.29	15.62
SOTA	98.43	95.87	-	-	93	-

Table 5: Performance of UT methods on benchmark datasets. SOTA indicates state-of-the-art referring to Liu and Lane (2016) for ATIS and Coucke et al. (2017) for SNIPS.

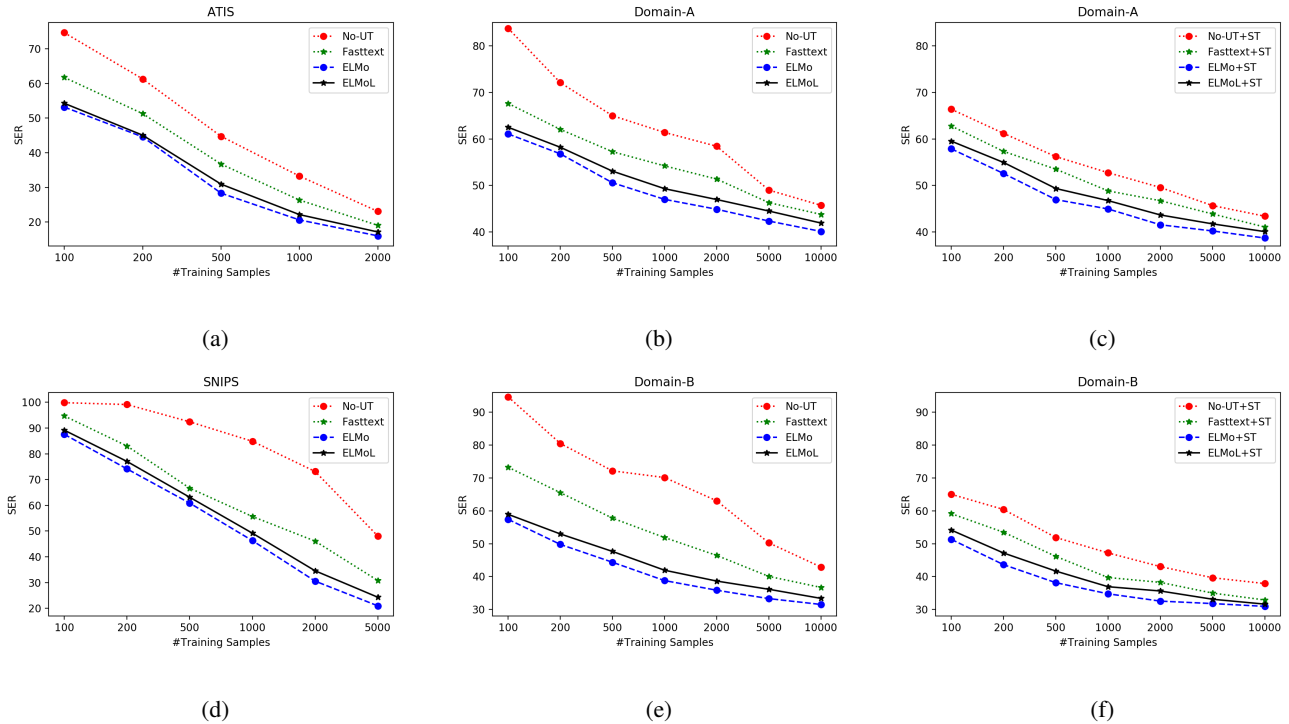


Figure 3: Performance of different methods of UT using varying amounts of training data on ATIS (a), SNIPS (d), Domain-A (b), Domain-B (e). Performance on Domain A and B using UT+ST is presented in (c) and (f). The y-scale of (b) and (e) is kept same as (c) and (f) respectively for comparison. Best viewed in color.

### ELMoL Training: Ablation Study

In Table 6, we evaluate the gains provided by various training strategies employed for ELMoL to prevent catastrophic forgetting. Vanilla refers to the base ELMoL method, while *guf*, *discr* and *tlr* are training techniques we described in Section . Improvements from each of these techniques are consistent across datasets.

	ATIS	SNIPS	Domain-A	Domain-B
vanilla	14.46	17.14	37.59	28.78
<i>guf</i>	13.79	16.39	37.26	28.72
<i>guf</i> + <i>discr</i> + <i>tlr</i>	13.38	15.62	36.86	28.42

Table 6: Performance of training techniques in ELMoL. All the above numbers are SER scores.

### UT+ST Results for SLU

Table 7 shows the performance when combining each of the UT methods presented earlier along with supervised transfer (ST). Comparing with the performance of Table 4, we see a consistent improvement of all UT methods when combining with ST. Specifically, ELMo+ST achieves SER 35.86 and 27.46 compared to 36.58 and 27.95 for ELMo for Domains A and B respectively. Similarly, ELMoL+ST achieves SER 36.38 and 28.11 compared to 36.86 and 28.42 for ELMoL

for Domains A and B respectively. This indicates that gains from UT and ST are additive, and transferring knowledge from all available data, both labeled and unlabeled, is beneficial for the final SLU accuracy.

	Domain-A			Domain-B		
	ICA	EF1	SER	ICA	EF1	SER
NoUT+ST	92.80	76.85	38.97	91.57	75.53	30.32
Fasttext+ST	93.15	77.27	37.58	92.36	76.73	28.95
ELMo+ST	93.79	78.76	35.86	92.88	78.49	27.46
ELMoL+ST	93.53	78.56	36.38	92.84	77.03	28.11

Table 7: Performance when ST is combined with UT.

### ELMo vs ELMoL: Performance Comparison

The proposed ELMoL model is faster in terms of both training time and inference time, and smaller in total model size compared to standard ELMo. Assuming ELMoL takes 1 unit of time, ELMo would take 1.8x more time to train and 1.6x more time during inference. Fast training and inference times are critical in deployed SLU systems as they enable rapid domain development and timely response to the users request during runtime. Also, ELMoL requires 4x lesser memory than ELMo (37 million parameters in ELMoL compared to 140 million in model with ELMo), which is advantageous for SLU systems deployed in embedded devices or other resource constrained systems.

## Conclusions and Future Work

We describe unsupervised transfer (UT) learning techniques for leveraging unlabeled text data for SLU tasks. Specifically, we showed that the recently proposed ELMo embeddings (Peters et al. 2018) improve IC and ET accuracy in multi-task setting. We also proposed a light-weight alternative to ELMo, called ELMo-Light (ELMoL). We showed that ELMoL performance is comparable to ELMo, and it is faster at runtime and better suited for practical SLU systems. Our UT techniques achieved large gains over using only labeled in-domain data for training, with gains being more pronounced for low resource settings. Finally, we also showed that gains from ST and UT are additive. In future, we plan to apply the transfer techniques across different languages. We would also like to experiment with alternative architectures such as transformer and adversarial networks.

## References

- Bojanowski, P.; Grave, E.; Joulin, A.; and Mikolov, T. 2017. Enriching word vectors with subword information. *Transactions of the Association of Computational Linguistics (TACL)* 5(1):135–146.
- Cer, D.; Yang, Y.; Kong, S.-Y.; Hua, N.; Limtiaco, N.; John, R. S.; Constant, N.; Guajardo-Cespedes, M.; Yuan, S.; Tar, C.; Sung, Y.-H.; Strophe, B.; and Kurzweil, R. 2018. Universal sentence encoder. *arXiv preprint arXiv:1803.11175*.
- Chelba, C.; Mikolov, T.; Schuster, M.; Ge, Q.; Brants, T.; Koehn, P.; and Robinson, T. 2014. One billion word benchmark for measuring progress in statistical language modeling. In *Interspeech*.
- Chiu, J. P., and Nichols, E. 2016. Named entity recognition with bidirectional lstm-cnns. *Transactions of the Association for Computational Linguistics (TACL)* 4:357–370.
- Collobert, R., and Weston, J. 2008. A unified architecture for natural language processing: Deep neural networks with multitask learning. In *International Conference of Machine Learning (ICML)*.
- Coucke, A.; Ball, A.; Delpuech, C.; Doumouro, C.; Raybaud, S.; Gisselbrecht, T.; and Dureau, J. 2017. Benchmarking natural language understanding systems: Google, facebook, microsoft, amazon and snips.
- Dai, A. M., and Le, Q. V. 2015. Semi-supervised sequence learning. In *Neural Information Processing Systems (NIPS)*.
- Donahue, J.; Jia, Y.; Vinyals, O.; Hoffman, J.; Zhang, N.; Tzeng, E.; and Darrell, T. 2014. Decaf: A deep convolutional activation feature for generic visual recognition. In *International Conference on Machine Learning (ICML)*.
- Goyal, A.; Metallinou, A.; and Matsoukas, S. 2018. Fast and scalable expansion of natural language understanding functionality for intelligent agents. In *North American Chapter of the Association for Computational Linguistics: Human Language Technologies (NAACL-HLT)*.
- Hemphill, C. T.; Godfrey, J. J.; and Doddington, G. R. 1990. The atis spoken language systems pilot corpus. In *Speech and Natural Language Workshop*.
- Henderson, M.; Thomson, B.; and Williams, J. D. 2014. The second dialog state tracking challenge. In *Special Interest Group on Discourse and Dialogue (SIGDIAL)*.
- Howard, J., and Ruder, S. 2018. Universal language model fine-tuning for text classification. In *Association for Computational Linguistics (ACL)*.
- Jozefowicz, R.; Vinyals, O.; Schuster, M.; Shazeer, N.; and Wu, Y. 2016. Exploring the limits of language modeling. *arXiv preprint arXiv:1602.02410*.
- Kim, J.-K.; Kim, Y.-B.; Sarikaya, R.; and Fosler-Lussier, E. 2017. Cross-lingual transfer learning for pos tagging without cross-lingual resources. In *Empirical Methods in Natural Language Processing (EMNLP)*.
- Kinmga, D., and Ba, J. 2015. A method for stochastic optimization. In *International Conference on Learning Representations (ICLR)*.
- Kiros, R.; Zhu, Y.; Salakhutdinov, R. R.; Zemel, R.; Urtasun, R.; Torralba, A.; and Fidler, S. 2015. Skip-thought vectors. In *Neural Information Processing Systems (NIPS)*.
- Krizhevsky, A.; Sutskever, I.; and Hinton, G. E. 2012. Imagenet classification with deep convolutional neural networks. In *Neural Information Processing Systems (NIPS)*.
- Liu, B., and Lane, I. 2016. Attention-based recurrent neural network models for joint intent detection and slot filling. In *Interspeech*.
- Liu, P.; Qiu, X.; Chen, X.; Wu, S.; and Huang, X. 2015. Multi-timescale long short-term memory neural network for modelling sentences and documents. In *Empirical Methods for Natural Language Processing (EMNLP)*.
- Liu, L.; Shang, J.; Xu, F.; Ren, X.; Gui, H.; Peng, J.; and Han, J. 2018. Empower sequence labeling with task-aware neural language model. In *Association for the Advancement of Artificial Intelligence (AAAI)*.
- Mikolov, T.; Sutskever, I.; Chen, K.; Corrado, G.; and Dean, J. 2013. Distributed representations of words and phrases and their compositionality. In *Neural Information Processing Systems (NIPS)*.
- Peters, M. E.; Neumann, M.; Iyyer, M.; Gardner, M.; Clark, C.; Lee, K.; and Zettlemoyer, L. 2018. Deep contextualized word representations. In *North American Chapter of the Association for Computational Linguistics: Human Language Technologies (NAACL-HLT)*.
- Radford, A.; Narasimhan, K.; Salimans, T.; and Sutskever, I. 2018. Improving language understanding by generative pre-training. *Preprint*.
- Sharif Razavian, A.; Azizpour, H.; Sullivan, J.; and Carlsson, S. 2014. Cnn features off-the-shelf: an astounding baseline for recognition. In *Computer Vision and Pattern Recognition (CVPR) Workshop*.
- Socher, R.; Perelygin, A.; Wu, J. Y.; Chuang, J.; Manning, C. D.; Ng, A. Y.; and Potts, C. 2013. Recursive deep models for semantic compositionality over a sentiment treebank. In *Empirical Methods for Natural Language Processing (EMNLP)*.