

Amplitude-Aware Lossy Compression for Quantum Circuit Simulation

Xin-Chuan Wu

Department of Computer Science
University of Chicago
Chicago, USA
xinchuan@uchicago.edu

Sheng Di

Mathematics and Computer Science
Argonne National Laboratory
Lemont, USA
sdi1@anl.gov

Franck Cappello

Mathematics and Computer Science
Argonne National Laboratory
Lemont, USA
cappello@mcs.anl.gov

Hal Finkel

Argonne Leadership Computing Facility
Argonne National Laboratory
Lemont, USA
hfinkel@anl.gov

Yuri Alexeev

Computational Science
Argonne National Laboratory
Lemont, USA
yuri@anl.gov

Frederic T. Chong

Department of Computer Science
University of Chicago
Chicago, USA
chong@cs.uchicago.edu

Abstract—Classical simulation of quantum circuits is crucial for evaluating and validating the design of new quantum algorithms. However, the number of quantum state amplitudes increases exponentially with the number of qubits, leading to the exponential growth of the memory requirement for the simulations. In this paper, we present a new data reduction technique to reduce the memory requirement of quantum circuit simulations. We apply our amplitude-aware lossy compression technique to the quantum state amplitude vector to trade the computation time and fidelity for memory space. The experimental results show that our simulator only needs 1/16 of the original memory requirement to simulate Quantum Fourier Transform circuits with 99.95% fidelity. The reduction amount of memory requirement suggests that we could increase 4 qubits in the quantum circuit simulation comparing to the simulation without our technique. Additionally, for some specific circuits, like Grover’s search, we could increase the simulation size by 18 qubits.

Index Terms—Quantum Computing, Lossy Compression, Quantum Fourier Transform, Quantum Circuit Simulation, Message Passing Interface

I. INTRODUCTION

Classical simulation of quantum circuits is crucial for better understanding the operations and behaviors of quantum computers. Such simulations allow researchers and developers to evaluate the complexity of new quantum algorithms and validate the design of quantum circuits. Previous studies have provided different simulation techniques, such as full amplitude-vector update [1]–[3], Feynman paths [4], and tensor network contractions [5]–[9] to perform the simulation of quantum circuits. Full amplitude-vector update simulations provide all the amplitudes of the quantum state in detail, and hence it is the best tool for quantum algorithm debugging, development, and validation. Full amplitude-vector update simulators generally use complex double precision amplitudes to represent the state of the quantum systems. Given n quantum bits (qubits), we need 2^n amplitudes to describe the quantum system [10]. As a result, the size of the state

TABLE I: Examples of supercomputers and the largest quantum system they can simulate.

System	Memory (PB)	Max Qubits
TACC Stampede	0.192	43
Titan	0.71	45
Theta	0.8	45
K computer	1.4	46
Exascale	4-10	48-49

vector is 2^{n+4} bytes. Since the number of quantum state amplitudes grows exponentially with the number of qubits in the system, the size of the quantum circuits simulation is restricted by the memory capacity of the classical computing system. For example, to store the full quantum state of a 45-qubit system, the memory requirement is 0.5 petabytes. Table I shows examples of several supercomputers and the largest quantum system they can simulate theoretically. Circuits with more than 49-qubit system would require too much memory to simulate directly.

Since the simulation size is restricted by the memory capacity of the classical computing systems, our goal is to trade the computation time for the memory space. By compressing the state vector, we can reduce the memory requirement for the quantum circuit simulation. In other words, we are able to simulate a larger quantum system by using the same memory capacity. Integrating data compression into the simulation causes certain performance overhead, while we are able to obtain larger simulation scale that cannot be reached before with the limited memory capacity.

With compression techniques, the simulation size is determined by the quantum state vector’s compression ratio. In general, lossy compression algorithms achieve significantly higher compression ratios than lossless compressors, while introducing errors to a certain extent. To minimize the error propagation and guarantee high fidelity results, we develop

the *Amplitude-Aware Lossy Compression* (AALC) technique by leveraging both Zstandard lossless compressor [11] and SZ lossy compressor [12]–[14]. AALC is designed for quantum circuit simulators to trade data accuracy for data reduction. This technique can preserve the most important quantum information.

To evaluate our approach on a working simulator, we implement AALC on Intel-QS, a quantum circuit simulator developed by Intel [2]. Intel-QS is a distributed high performance quantum circuit simulator, which uses full state amplitude-vector update to complete the simulation. Thus, there is no circuit depth limitation in our simulation framework¹.

Our AALC approach integrates knowledge of quantum computation and data compression techniques to reduce the memory requirement of quantum circuit simulation. The main contributions of our work are:

- We identify the feasibility of applying data compression techniques to quantum circuit simulator.
- We establish the AALC approach to leverage lossless and lossy compressor in quantum state amplitude vector to reduce the memory requirement for storing the data.
- We present evaluation results based on AALC technique, and provide mathematical proofs that our technique can scale the simulation size beyond 49 qubits.
- We implement AALC for amplitude vectors in Intel-QS and show that there is a good data reduction with high quantum state fidelity.

Our paper is organized as follows. In Section II, we introduce background of quantum circuit simulation. In Section III, we describe our AALC methodology. In Section IV, we present the evaluation of our technique in Intel-QS. We discuss and point out the future directions in Section V.

II. BACKGROUND

A qubit is a two-level quantum systems, and the state $|\psi\rangle$ can be expressed as

$$|\psi\rangle = \alpha_0 |0\rangle + \alpha_1 |1\rangle$$

where α_0 and α_1 are complex amplitudes, and $|\alpha_0|^2 + |\alpha_1|^2 = 1$. $|0\rangle$ and $|1\rangle$ are two computational orthonormal basis states. The quantum state can also be represented as

$$|\psi\rangle = \alpha_0 \begin{bmatrix} 1 \\ 0 \end{bmatrix} + \alpha_1 \begin{bmatrix} 0 \\ 1 \end{bmatrix} = \begin{bmatrix} \alpha_0 \\ \alpha_1 \end{bmatrix}.$$

The state of a two-qubit system can be described by using 4 amplitudes.

$$|\psi\rangle = \alpha_{00} |00\rangle + \alpha_{01} |01\rangle + \alpha_{10} |10\rangle + \alpha_{11} |11\rangle = \begin{bmatrix} \alpha_{00} \\ \alpha_{01} \\ \alpha_{10} \\ \alpha_{11} \end{bmatrix}.$$

¹In general, most of the supercomputing systems have a 24-hour wall-time limitation. This run-time constraint puts a circuit depth limitation on the simulation. However, one can save the state vector before terminating the job, and then resume the task by loading the state vector in the next job submission.

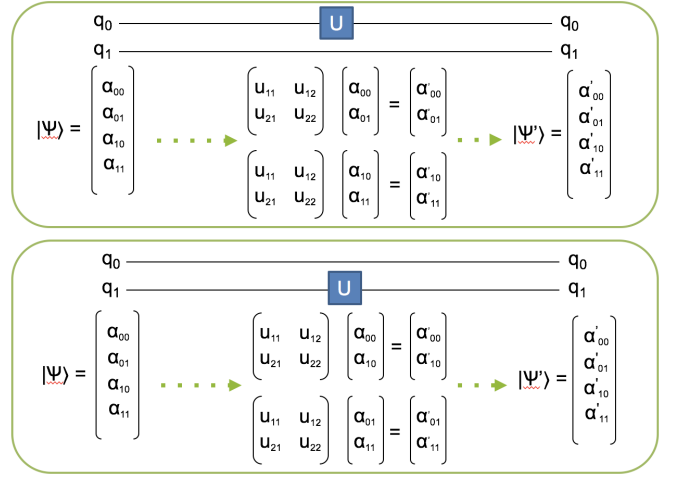


Fig. 1: Example of two-qubit quantum state with single-qubit gate operations.

More generally, the state of an n -qubit quantum system can be represented by using 2^n amplitudes.

$$|\psi\rangle = \alpha_{0\dots 00} |0\dots 00\rangle + \alpha_{0\dots 01} |0\dots 01\rangle + \dots + \alpha_{1\dots 11} |1\dots 11\rangle.$$

In classical simulation of quantum computation, each amplitude is a double-precision complex number, which is a 16-byte data type. Thus, storing the full state vector of an n -qubit quantum system require 2^{n+4} bytes.

General single-qubit gates and two-qubit controlled gates are known to be universal [15]. Applying a quantum single-qubit gate U to the k -th qubit can be represented by a unitary transformation

$$A = I \otimes I \otimes \dots \otimes U \otimes \dots \otimes I \otimes I$$

where I is 2×2 identity matrix, and U is 2×2 unitary matrix,

$$U = \begin{bmatrix} u_{11} & u_{12} \\ u_{21} & u_{22} \end{bmatrix}.$$

However, we do not need to build the entire unitary matrix A to perform the gate operation. Figure 1 shows an example of applying a single-qubit gate to a two-qubit system. Applying a gate U to the first qubit is equivalent to applying the 2×2 unitary matrix to every pair of amplitudes, whose subscript indices have 0 and 1 in the first bit, and all remaining bits are the same. In the same way, performing a single-qubit gate to the second qubit is to apply the unitary to every pair of amplitudes whose subscript indices differ in the second bit. More extensively, applying a single-qubit gate to the k -th qubit of n -qubit quantum system is to apply the unitary to every pair of amplitudes whose subscript indices have 0 and 1 in the k -th bit, while all other bits remain the same.

$$\begin{bmatrix} \alpha'_{*\dots*0_k*\dots*} \\ \alpha'_{*\dots*1_k*\dots*} \end{bmatrix} = \begin{bmatrix} u_{11} & u_{12} \\ u_{21} & u_{22} \end{bmatrix} \begin{bmatrix} \alpha_{*\dots*0_k*\dots*} \\ \alpha_{*\dots*1_k*\dots*} \end{bmatrix}$$

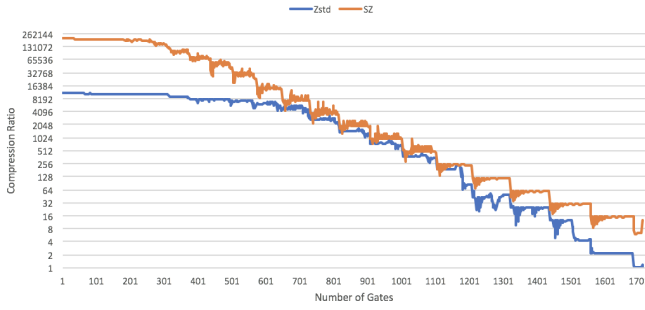


Fig. 2: Compression ratio results of QFT quantum circuit simulation.

As for a generalized two-qubit controlled gate, the unitary is applied to a target qubit t , if the control qubit c is set to $|1\rangle$; otherwise t -th is unmodified.

$$\begin{bmatrix} \alpha'_{*1_c \dots *0_t \dots *} \\ \alpha'_{*1_c \dots *1_t \dots *} \end{bmatrix} = \begin{bmatrix} u_{11} & u_{12} \\ u_{21} & u_{22} \end{bmatrix} \begin{bmatrix} \alpha_{*1_c \dots *0_t \dots *} \\ \alpha_{*1_c \dots *1_t \dots *} \end{bmatrix}$$

In quantum information theory, *fidelity* is a measure of distance between two quantum states. In this paper, we only consider pure states, so the definition of fidelity reduces to

$$F(\rho, \sigma) = \langle \psi_\rho | \psi_\sigma \rangle.$$

For any ρ and σ , $0 \leq F(\rho, \sigma) \leq 1$, and $F(\rho, \rho) = 1$.

III. AMPLITUDE-AWARE LOSSY COMPRESSION

We analyze the operations of the quantum circuit simulation, and notice that the gate operation can be performed separately pair by pair as described in Section II. This finding allow us to divide the whole state vector into several strides (s_1, s_2, \dots, s_n), and all the strides are stored in the compressed format on the memory, so that we can reduce the memory requirement for storing the state vector. The pseudo-code of the simulation process is shown in Algorithm 1. The simulation of a quantum program is processed gate by gate. When a gate is applied to the quantum state, only the stride, s_j , under processing can be decompressed, and the unitary computation is performed on the decompressed stride, and then the stride is compressed. This is a complete operation cycle for a stride. After a stride is finished, we process the next stride.

Algorithm 1 Quantum state vector stride update.

```

1: for gate  $U_i$  in the program do
2:   for stride  $s_j$  in the state vector do
3:     decompress( $s_j$ )
4:     gateComputation( $U_i, s_j$ )
5:     compress( $s_j$ )
6:   end for
7: end for

```

The straightforward idea is to apply lossless compression to the state vector. We leverage Zstandard (zstd) library [11] as

the lossless compression technique, and get a good compression ratio in the beginning of a quantum program simulation because most of the amplitudes in the initial state vector are zero, which is good for data compression. However, when a high complexity quantum program runs on the simulator, as more gate operations are performed, more and more non-zero amplitudes are generated in the state vector. As a result, the compression ratio is low in the end. Figure 2 shows the compression ratio results from the Quantum Fourier Transform (QFT) circuit simulation, which consists of 26 qubits and 1710 quantum gates. In the first 400 gates, the compression ratio of the state vector can achieve 8192. However, after 1600 gates, the compression ratio is less than 2, and the minimal compression ratio is only 1.02. The minimal compression ratio is the most important metric to evaluate the memory requirement of the quantum circuit simulation. Thus, we have to improve the minimal compression ratio.

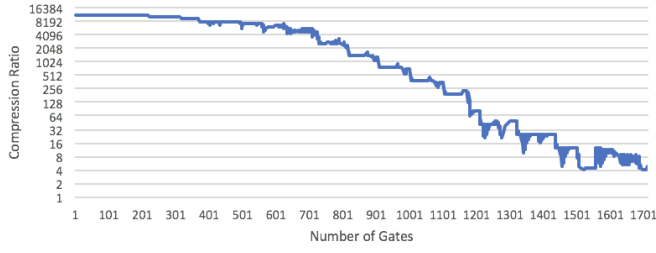
To improve the compression ratio, we introduce SZ lossy data compression technique [12]–[14] into our simulation framework. SZ allows users to set an error bound, δ , for the compression. The decompressed data D'_i might differ from the original data D_i but must be in the range $[D_i - \delta, D_i + \delta]$. Since lossy compression introduces compression errors into the state vector, the sum of the square of the amplitudes is no longer to be 1. To reduce the error propagation, the state vector is normalized before the gate computation.

We carefully examine the impact of compression errors on the simulation result, and trade the data accuracy for the data reduction. As shown in Figure 2, the minimum compression ratio with SZ lossy compressor is 5.68 and the state fidelity is 99.34%. In addition, we can increase the error bound to get 8.02 compression ratio with 46.92% state fidelity. However, the fidelity should be improved so that the simulation results can be useful for quantum algorithm development.

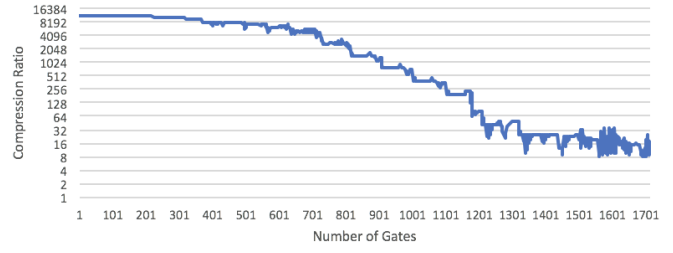
Our Amplitude-Aware Lossy Compression (AALC) technique is designed for further optimizing the minimal compression ratio and the state fidelity. The improved version of the simulation framework with AALC is shown in Algorithm 2. Instead of using a fixed error bound, AALC sets different levels of error bounds, and also sets a threshold for the minimal compression ratio. When the compression ratio is great than the threshold, AALC uses the lowest error bound (lossless compression) for the state vector compression. If the compression ratio is less than the threshold, AALC recompresses the state vector again with the next level of error bound.

IV. EXPERIMENTAL RESULTS

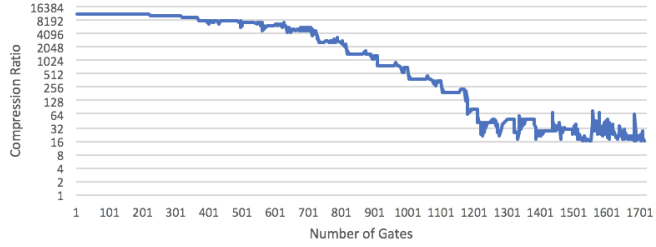
To test the effectiveness of our AALC, we construct a set of error bounds to compress the state vector efficiently and perform the simulation with different compression ratio thresholds. We report the experimental results of QFT. QFT is a fundamental function of several quantum algorithms [16]–[19]. Figure 3 shows the compression results with compression ratio threshold $\theta = 4, 8, 16$, and 32. All the compression ratios of each simulation are above the threshold.



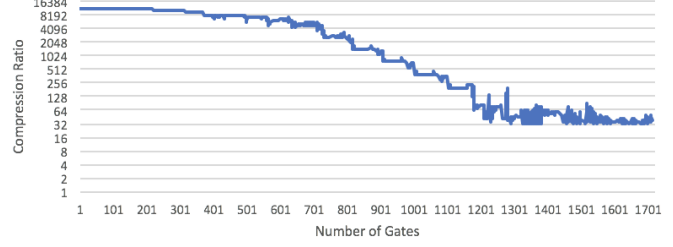
(a) Threshold $\theta = 4$.



(b) Threshold $\theta = 8$.



(c) Threshold $\theta = 16$.



(d) Threshold $\theta = 32$.

Fig. 3: Compression ratio results of QFT quantum circuit simulation with AALC.

Algorithm 2 Quantum circuit simulation with AALC.

```

1:  $\Delta = \delta_0, \delta_1, \delta_2, \dots, \delta_n$ 
2:  $\theta$ : compression ratio threshold
3: for gate  $U_i$  in the program do
4:   for stride  $s_j$  in the state vector do
5:     decompress( $s_j$ )
6:     normalize( $s_j$ )
7:     gateComputation( $U_i, s_j$ )
8:     for  $\delta_k$  in  $\delta_0, \dots, \delta_n$  do
9:       ratio = compress( $\delta_k, s_j$ )
10:      if ratio  $\geq \theta$  then
11:        break
12:      end if
13:    end for
14:  end for
15: end for

```

Figure 4 shows the final state fidelity results with AALC and without AALC. When we only use the fixed error bound for the lossy compression approach, the fidelity is 99.34% when the compression ratio is above 4. However, the fidelity drops to 46.92% when we use a larger error bound such that the compression ratio is above 8. The fidelity is only 0.05% when the compression ratio threshold is 16. With our AALC technique, the fidelity results are 99.98% and 99.96% for the thresholds $\theta = 4$ and $\theta = 8$, respectively. The most significant result is that while the compression threshold is 16, the state fidelity is 99.95%. When the threshold is 32, the fidelity drops to 14.57%. This is because the error bound is too large such that the important quantum information is not maintained properly in the state amplitude vector.

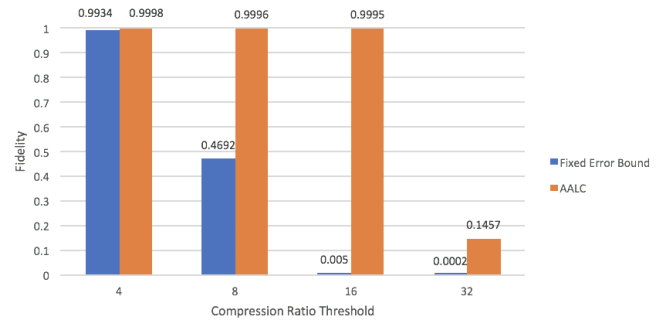


Fig. 4: Fidelity results of QFT quantum circuit simulation.

The simulation time is shown in Figure 5. Since our approach introduces the processes of data compression and decompression into the simulation, the run-time overhead comparing between no compression and AALC is from 11 to 32 times. For AALC, the higher threshold needs more time to complete the simulation because it has to test several error bounds to find the suitable one to exceed the threshold.

QFT generates a lot of non-zero amplitudes, and there is no rule for the distribution of the amplitudes. Hence, amplitudes generated by QFT are hard to compress. QFT is a worst-case scenario for our approach. Let us see the effectiveness of AALC on another quantum algorithm. Grover's search algorithm is one of the most famous quantum algorithms. In the simulation of Grover's search algorithm, most of the state amplitudes are the same value. Such state vectors allow our AALC approach to perform high compression ratios. In our Grover's search benchmark (30 qubits), the minimum compression ratio is 445144 (Figure 6). The state fidelity is 99.75%, and the simulation run-time overhead is 19 times in

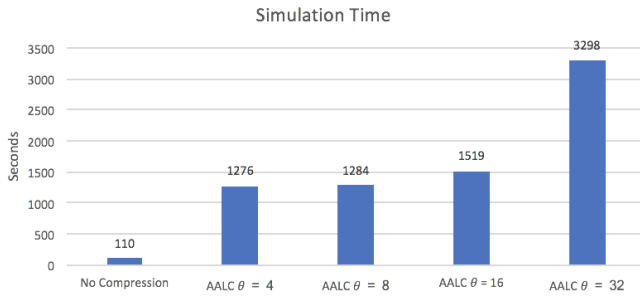


Fig. 5: Simulation run-time of QFT quantum circuit simulation.

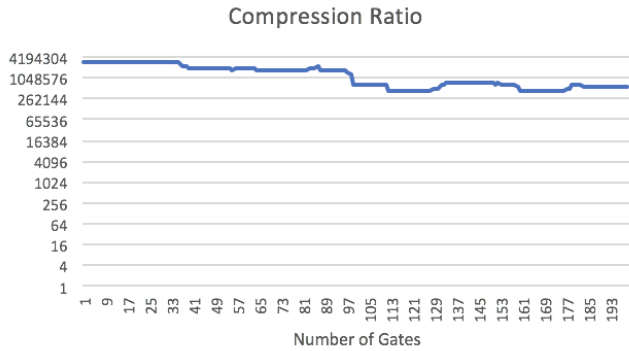


Fig. 6: Compression ratio results of Grover’s search algorithm simulation with AALC.

this experiment. This result suggests that using compression technique in some specific quantum circuit simulation may give us the chance to increase the simulation size significantly. For example, the compression, 445144, allows us to increase 18 ($\lceil \log_2 445144 \rceil$) qubits for Grover’s search algorithms simulation.

V. DISCUSSION AND FUTURE DIRECTIONS

For general-purpose circuit simulation, AALC is able to reduce the data size to 1/16. The reduction of memory requirement suggests that we could increase the size of the quantum circuit simulation by 4 qubits comparing to the simulation without our AALC approach. For some specific quantum circuits, like Grover’s search, our experimental results show that we could increase the simulation size by 18 qubits. In the previous work, it is impossible for full amplitude vector update simulators to validate the quantum algorithms using more than 49 qubits. In this paper, we propose a quantum circuits simulation technique to simulate more qubits than previously reported by using amplitude-aware lossy data compression. We trade computation power for memory space, and we further trade data accuracy for higher compression ratio.

Our ongoing work is to improve the integration of AALC and Intel-QS running on Argonne supercomputer system, Theta. Theta has 0.8 petabytes memory and is able to simulate a 45-qubit quantum computation. With our AALC approach,

we expect to run 63-qubit Grover’s search algorithm simulation and 49-qubit general quantum algorithms.

To further improve the simulation size, we need to maximize the compression ratio. It is essential to build a new type of compression algorithm for quantum state amplitudes. We plan to further improve AALC by introducing new type of lossy compression algorithm. This may take more steps to complete the compression and decompression, but we will be able to simulate the quantum circuit that we originally cannot simulate.

The run-time performance of AALC is limited by the iteration of searching for the proper error bound. If we have a good prediction model, then the process of trying different error bounds can be reduced significantly. In fact, the gate operation provides a prediction direction. For example, X, CNOT, and toffoli gates do not change the value of the amplitudes, and they only change the order of the amplitudes. Since this permutation does not affect the compression ratio significantly, we could safely use the error bound in the previous cycle for the current state vector to get similar compression ratio. In this way, we can save time to search the error bound. In addition, we do not need to compress every stride if the compression ratio is much higher than the compression threshold. In this situation, only a portion of the state vector needs to be compressed to fit in the memory requirement. There are a lot of opportunities for us to further improve the run-time performance of AALC.

The enhanced error bound selection algorithm not only improves the run-time performance but also increase the state fidelity substantially. From the current compression ratio results, we notice that sometime the compression ratio is “too good”. This means the selected error bound is too large, and we can actually choose a smaller error bound such that the compression ratio is still above the threshold. If there exists an oracle that always returns the smallest error bound which allows the compression ratio to be still above the threshold, then we can minimize the error impact on the state fidelity.

VI. ACKNOWLEDGMENTS

This research used resources of the Argonne Leadership Computing Facility, which is a DOE Office of Science User Facility supported under Contract DE-AC02-06CH11357. This research was supported by the Exascale Computing Project (ECP), Project Number: 17-SC-20-SC, a collaborative effort of two DOE organizations - the Office of Science and the National Nuclear Security Administration, responsible for the planning and preparation of a capable exascale ecosystem, including software, applications, hardware, advanced system engineering and early testbed platforms, to support the nation’s exascale computing imperative. The material was supported by the U.S. Department of Energy, Office of Science, and supported by the National Science Foundation under Grant No. 1619253. This work is funded in part by EPIQC, an NSF Expedition in Computing, under grant CCF-1730449. This work is also funded in part by NSF PHY-1818914 and a research gift from Intel.

REFERENCES

- [1] K. De Raedt, K. Michielsen, H. De Raedt, B. Trieu, G. Arnold, M. Richter, T. Lippert, H. Watanabe, and N. Ito, “Massively parallel quantum computer simulator,” *Computer Physics Communications*, vol. 176, no. 2, pp. 121–136, 2007.
- [2] M. Smelyanskiy, N. P. Sawaya, and A. Aspuru-Guzik, “qhipster: the quantum high performance software testing environment,” *arXiv preprint arXiv:1601.07195*, 2016.
- [3] T. Häner and D. S. Steiger, “0.5 petabyte simulation of a 45-qubit quantum circuit,” in *Proceedings of the International Conference for High Performance Computing, Networking, Storage and Analysis*. ACM, 2017, p. 33.
- [4] E. Bernstein and U. Vazirani, “Quantum complexity theory,” *SIAM Journal on computing*, vol. 26, no. 5, pp. 1411–1473, 1997.
- [5] I. L. Markov and Y. Shi, “Simulating quantum computation by contracting tensor networks,” *SIAM Journal on Computing*, vol. 38, no. 3, pp. 963–981, 2008.
- [6] E. Pednault, J. A. Gunnels, G. Nannicini, L. Horesh, T. Magerlein, E. Solomonik, and R. Wisnieff, “Breaking the 49-qubit barrier in the simulation of quantum circuits,” *arXiv preprint arXiv:1710.05867*, 2017.
- [7] S. Boixo, S. V. Isakov, V. N. Smelyanskiy, and H. Neven, “Simulation of low-depth quantum circuits as complex undirected graphical models,” *arXiv preprint arXiv:1712.05384*, 2017.
- [8] Z.-Y. Chen, Q. Zhou, C. Xue, X. Yang, G.-C. Guo, and G.-P. Guo, “64-qubit quantum circuit simulation,” *Science Bulletin*, 2018.
- [9] J. Chen, F. Zhang, M. Chen, C. Huang, M. Newman, and Y. Shi, “Classical simulation of intermediate-size quantum circuits,” *arXiv preprint arXiv:1805.01450*, 2018.
- [10] M. A. Nielsen and I. Chuang, “Quantum computation and quantum information,” 2002.
- [11] Y. Collet, “Zstandard - real-time data compression algorithm,” <http://facebook.github.io/zstd/>, 2015.
- [12] D. T. Z. C. F. C. Xin Liang, Sheng Di, “Efficient transformation scheme for lossy data compression with point-wise relative error bound,” in *CLUSTER*. IEEE, 2018.
- [13] D. Tao, S. Di, Z. Chen, and F. Cappello, “Significantly improving lossy compression for scientific data sets based on multidimensional prediction and error-controlled quantization,” in *Parallel and Distributed Processing Symposium (IPDPS), 2017 IEEE International*. IEEE, 2017, pp. 1129–1139.
- [14] S. Di and F. Cappello, “Fast error-bounded lossy hpc data compression with sz,” in *2016 IEEE International Parallel and Distributed Processing Symposium (IPDPS)*. IEEE, 2016, pp. 730–739.
- [15] D. P. DiVincenzo, “Two-bit gates are universal for quantum computation,” *Physical Review A*, vol. 51, no. 2, p. 1015, 1995.
- [16] P. W. Shor, “Polynomial-time algorithms for prime factorization and discrete logarithms on a quantum computer,” *SIAM review*, vol. 41, no. 2, pp. 303–332, 1999.
- [17] A. Y. Kitaev, “Quantum measurements and the abelian stabilizer problem,” *arXiv preprint quant-ph/9511026*, 1995.
- [18] M. Mosca and A. Ekert, “The hidden subgroup problem and eigenvalue estimation on a quantum computer,” in *Quantum Computing and Quantum Communications*. Springer, 1999, pp. 174–188.
- [19] M. Etinger, P. Hoyer, and E. Knill, “The quantum query complexity of the hidden subgroup problem is polynomial,” *arXiv preprint quant-ph/0401083*, 2004.