

Flexible Representative Democracy: An Introduction with Binary Issues

Ben Abramowitz
abramb@rpi.edu

Nicholas Mattei
n.mattei@ibm.com

July 22, 2022

Abstract

We introduce Flexible Representative Democracy (FRD), a novel hybrid of Representative Democracy (RD) and Direct Democracy (DD), in which voters can alter the issue-dependent weights of a set of elected representatives. In line with the literature on Interactive Democracy, our model allows the voters to actively determine the degree to which the democracy is direct versus representative. However, unlike Liquid Democracy, FRD uses strictly non-transitive delegations, making delegation cycles impossible, and maintains a fixed set of accountable elected representatives. We present FRD and analyze it using a computational approach with issues that are binary and symmetric; we compare the outcomes of various democratic systems using Direct Democracy with majority voting as an ideal baseline. First, we demonstrate the shortcomings of Representative Democracy. We provide NP-Hardness results for electing an ideal set of representatives, discuss pathologies, and demonstrate empirically that common polynomial-time multi-winner election rules for selecting representatives do not perform well in expectation. To analyze the behavior of FRD, we begin by providing theoretical results on how issue-specific delegations determine outcomes. Finally, we provide empirical results comparing the outcomes of RD with fixed sets of proxies across issues versus FRD with issue-specific delegations. Our results show that variants of Proxy Voting yield no discernible benefit over RD and reveal the potential for FRD to improve outcomes as voter participation increases, further motivating the use of issue-specific delegations.

1 Introduction

Since the Athenian *Ecclesia* in 595 BCE Direct Democracy (DD) as an ideal collective decision making scheme has loomed large in the western imagination [18]. While DD may be desirable it becomes impractical at scale because it places too much burden on individual decisions makers: everyone must be well-informed on every issue and always available to vote [25]. In addition to the attention requirements, voters are also required to know and be able to articulate their preferences at the time of every vote. While preferences and preference learning are large research areas in AI [17, 23], every voter may not have enough knowledge, information, time, or energy to participate, particularly when issues are complex.

Given the prohibitive costs of implementing a large-scale Direct Democracy in both human and agent societies, we often resort to forms of representation, relying upon a set of proxies to decide on the voters' behalf. Countries have parliaments, companies have shareholders, and even groups of agents select leaders to represent them [46]. Sets of representatives have been used in many contexts and disciplines to reduce the computation and communication burden of decision makers. Within computer science, many applications face the task of selecting representatives for downstream decision making. In portfolio selection a particular set of algorithms and hyper-parameters are selected from a large pool of candidates and then used as representatives for later problems [31], in multi-agent systems the role assignment problem uses distributed voting to decide on tasks for agents [47], and in group recommendation settings this can correspond to picking a set of experts to later make decisions. The COMSOC community [11] has produced a large body of research on how to select and weight representatives. Indeed, using multi-winner voting [40], we can view the winners as a set of exemplars that may be used to decide some downstream application – e.g., we select a set of points in space and then aggregate these points (votes) over the set.

Often it is beneficial to elect fixed committees which meet certain axiomatic criteria. For example, committees should be proportional and have justified representation of the voters [4]. Intuitively, these difficulties in electing committees carry through to the setting of Representative Democracy (RD) where the committee makes decisions in the interest of the voters/agents who elect them [41].

Since DD is impractical and RD comes with inherent tradeoffs and limitations, hybridizations of the two have arisen under the umbrella of *interactive democracy*. This idea, coupled with modern communication technologies, has spawned a large number of proposed democratic decision making systems, and interactive democracy has become an important area of research and application for AI [12]. Perhaps the most popular version of this today is Liquid Democracy. Liquid Democracy has received significant attention in the political science [25], AI [29] and agents communities [13], and has been implemented in both corporate [28] and political settings [10, 7].

In contrast to existing interactive democracy proposals, our model of Flexible Representative Democracy (FRD) maintains a set of expert representatives while allowing voters to guarantee their own representation without raising the minimum required burden on them. In an FRD voters elect a set of representatives to serve a term during which they decide the outcomes over a set of issues. Each voter, by default, allocates a fraction of their voting power to each member of the committee. If this allocation is uniform and we stop here, we are left with a traditional model of RD where each representative has equal power. However, for each issue under consideration in FRD, the voters can deviate from this default by delegating their voting power to any subset the committee. If all voters use their option to delegate on each issue, as long as there is at least one representative who agrees with each voter's view, the outcome can become exactly that of DD. Voters have both the election *and* the flexible delegation option as tools for achieving representation and holding representatives accountable. The degree to which the ideal of Direct Democracy is achieved under FRD is determine by the granularity with which the voters choose to express their preferences.

Contributions

We introduce Flexible Representative Democracy (FRD), a new model of Interactive Democracy which smoothly transitions, at the discretion of the voters, between Representative Democracy and Direct Democracy. Our proposal for FRD solves standing issues in the literature on interactive

democracy including maintaining a fixed, elected committee to generate legislation and making delegation cycles impossible, all while increasing voter representation. We analyze our model in decision making scenarios involving binary, symmetric issues and (1) show that electing an optimal set of representatives is hard for any large-scale Representative Democracy that uses a multi-winner voting rule, (2) investigate the performance of various polynomial-time multi-winner voting rules to select committees, (3) demonstrate the theoretical ability of issue-specific delegations under FRD to overcome the limitations of RD, and (4) provide empirical results demonstrating that FRD outperforms both RD and Proxy Voting for representing the will of the voters.

2 The Model

A Flexible Representative Democracy (FRD) is a multiagent decision system over a set of issues and is characterized by: a set of issues \mathcal{S} , a set of voters \mathcal{V} , a set of candidates \mathcal{C} , an election rule \mathcal{R}_E , a default distribution, a weighting function, and a decision rule \mathcal{R}_D .

There are four main components to FRD: the election, the default distribution of voting power, the delegation phase, and the weighted decision rule. Initially, the set of voters elect a set of representatives from a set of candidates via an election rule (multi-winner voting rule) [48, 19]. These representatives serve a term during which they will publicly debate and vote upon the set of issues. For each issue, every voter has one divisible unit of voting power. By *default* after the election, the voting power of each voter on each issue is distributed among the representatives. For each issue, the representatives have a deadline to cast their ballots, after which voters have a suitable time period to further alter how their voting power is distributed to the representatives before the decision rule is applied. The outcome of each issue is decided based on the weighted votes of the representatives, whose weights are a function of the issue-dependent voting power assigned to them through delegation and/or default.

In an FRD, voters have great flexibility in determining how they are represented and the public votes of the representatives guarantee that an attentive voter *can* be fully informed about how their voting power will be and was used. For example, the day after the election, an inattentive voter might choose a few elected representatives they trust and delegate the power of their vote to these few for all the issues and pay no attention until the next election. A more attentive voter might alter their power delegations on an issue-by-issue basis as the issues arise, reacting to the votes of the representatives. In general, voters determine the granularity with which they privately express their preferences over issues through representatives and may change at any time. For ease of exposition, our analysis will assume that the voters who delegate on an issue only do so after becoming informed of the representatives' fixed votes and these delegating voters are rational.

Below we provide formal definitions for the various components of our model for this initial analysis. We make several concrete assumptions, i.e, binary issues, that can easily be relaxed. In Section 7 we will discuss alternative formulations and extensions for many of these notions.

Voters, Candidates, Issues, and Outcomes.

In our specification of FRD there is a fixed set of binary issues $\mathcal{S} = \{s^1, \dots, s^r\}$ where each issue $s^i \in \mathcal{S}$ results in an outcome $y^i \in \{0, 1\}$. These values represent dichotomous outcomes like {yes, no}, {pass, fail}, {accept, reject}, {hire, don't hire}. Let $\mathcal{V} = \{v_1, \dots, v_N\}$ be a set

of voters and $\mathcal{C} = \{c_1, \dots, c_m\}$ be a disjoint set of candidates. Each voter v_j and candidate c_l has a preferred outcome for every issue s^i . The preferences of each voter are denoted by $\vec{v}_j = \{v_j^1, \dots, v_j^r\}$ where $v_j^i \in \{0, 1\}$ represents the preferred outcome of voter v_j on issue s^i . Similarly, we let $\vec{c}_l = \{c_l^1, \dots, c_l^r\}$ where $c_l^i \in \{0, 1\}$ represents the preferred outcome of candidate c_l on issue s^i . Without loss of generality, we label the outcome preferred by the weak majority of voters as 1 and the other by 0 so that $\forall s^i \in S : \sum_{v_j \in \mathcal{V}} v_j^i \geq N/2$. We break ties randomly (when N is even).

Preferences Over Candidates and Committee Selection

In FRD we assume that voters' preferred outcomes are private, while candidates' declare their preferred outcomes before the election (i.e. election campaigns). We assume voters' preferences over candidates are consistent with the proportion of the issues they agree upon. That is, the *agreement* between voter v_j and candidate c_l is $L(v_j, c_l) = 1 - \frac{1}{r} \sum_{i=1}^r |v_j^i - c_l^i| = 1 - HD(\vec{v}_j, \vec{c}_l)$ where HD is the Hamming Distance.

We consider three ways voter preferences over candidates may be derived from agreement: approvals, total orderings, and normalized weights. We say that voter v_j approves of candidate c_l if $L(v_j, c_l) > \frac{1}{2}$, meaning they have the same preferred outcome on a strict majority of the issues. When voters report their preferences over candidates as total orderings (\succ_j), they order all candidates so that $c_l \succ_j c_h$ implies $L(v_j, c_l) \geq L(v_j, c_h)$ where ties are broken privately (e.g. randomly) by the voter. When voters report their preferences as normalized weights, $w_j^l = L(v_j, c_l) / \sum_{c_h \in \mathcal{C}} L(v_j, c_h)$.

We consider only anonymous election rules where the voters' preferences remain private and voters are otherwise identical, motivating adherence to "one person, one vote". We consider rules with a fixed, odd committee size k so that the set of elected representatives is $\mathcal{D} \subseteq \mathcal{C}$ where $|\mathcal{D}| = k$. In our simulations, all rules considered are poly-time and deterministic other than randomized tie-breaking. In the setting where voters submit approval ballots, we consider Approval Voting and Re-weighted Approval Voting (AV, RAV). When voters submit their preferences over candidates as total orderings, we consider Single-Transferrable Vote (STV) and Borda. When voters submit their ballots as normalized weights over the candidates, we consider the rule which selects the k candidates who receive the largest total weight. Lastly, we compare these rules to selecting k representatives uniformly at random from the set of candidates. Formal definitions of AV, RAV, STV, and Borda can be found in the book chapter by [48].

Properties of Sets of Representatives.

Given a set \mathcal{D} of elected representatives where $|\mathcal{D}| = k$ we want to evaluate the capability of this set to represent the will of the voters, i.e., recover the outcome of a Direct Democracy with majority voting. To this end we introduce the notions of *coverage*, *full coverage*, and *agreement*. Let k_1^i and k_0^i represent the number of representatives who prefer 1 and 0 on issue s^i respectively, such that $k_1^i + k_0^i = k$.

Coverage. Issue s^i is covered if at least one representative agrees with the voter majority ($0 < k_1^i$).

Full Coverage. Issue s^i is fully covered if the representatives are not unanimous ($0 < k_1^i < k$).

Majority Agreement. There is majority agreement on issue s^i if the majority of representatives agree with the majority of voters ($k_1^i > \frac{k}{2} > k_0^i$).

Recall that in practice the number of representatives on either side of the issue is known, but it is not typically known which side corresponds to the voter majority. Therefore the majority agreement of any set of representatives for an issue may be unknown, but it is always known on which issues they achieve full coverage. Full coverage implies coverage, but otherwise the status of coverage is unknown.

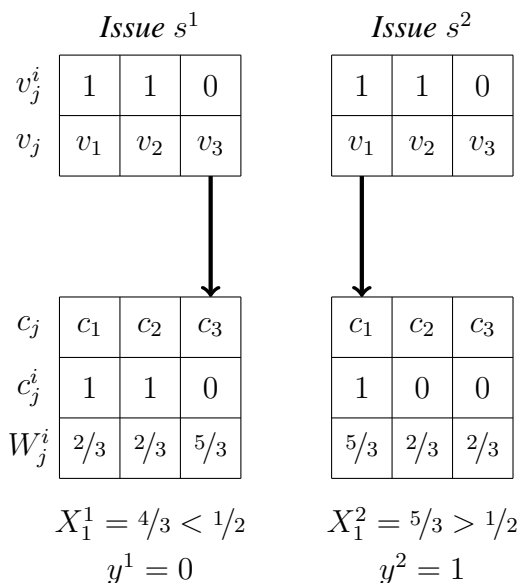
Default, Delegation, and Decision.

Each voter receives one divisible vote for each independent issue, maintaining the principle of “one person, one vote”. Once the set of representatives has been elected, each voter’s unit of voting power is distributed among the representatives on each issue. In this paper we distribute this power uniformly by default, so the total voting power initially assigned to each of the k representatives is N/k for each issue. In general, various distributions from the literature on voting power [38, 6] and Proxy Voting [1] are worth consideration. We do not consider abstentions by representatives nor voter abstentions, whereby a voter assigns less than a full vote to the representatives as a whole. The total voting power held by the representatives remains N collectively for all issues. A voter may choose to override the default distribution of their voting power on any subset of issues by using their delegation option before the decision rule is applied. Otherwise, they may take no further action and leave their voting power distributed by default.

Let $\mathcal{D} = \{d_1, \dots, d_k\} \subseteq \mathcal{C}$ be the subset of candidates who are elected as representatives. We refer to the fraction of voters who use their delegation option as the *delegation rate* α^i , and the delegations rates for the majority and minority (α_0^i, α_1^i) may differ. For our purposes, the weight W_l^i assigned to representative d_l on issue s^i is simply the sum of the voting power they receive from default and delegation. Consequently, the total weight assigned to representatives who agree with the voter majority is $X_1^i = \sum_{d_l^i=1} W_l^i$. In this paper the committee uses the weighted majority decision rule with random tie breaking. That is, $y^i = 1$ if $X_1^i > \frac{N}{2}$, $y^i = 0$ if $X_1^i < \frac{N}{2}$, and $y^i = 1$ with probability $1/2$ if $X_1^i = \frac{N}{2}$.

In our theoretical analysis we assume that voters who delegate do so optimally after the representatives have voted. A voter delegates *optimally* if they only delegate voting power to representatives who agree with their preferred outcome on an issue. This is equivalent to restricting voters to only delegate to a single representative, or to vote directly on the issue (if there is full coverage). We relax the assumption of optimal delegations in our simulations and will consider voters who delegate only to their most preferred candidate(s) or divide their delegation evenly across their approved set. Note that if an issue is not fully covered because the representatives are unanimous, the outcome is already determined, since opposing voters have no one to whom they can delegate. We discuss this further in Section 7.

Example 1. Consider an FRD instance with issues s^1 and s^2 , three voters, and three representatives. Below, the solid arrows from voter to representative indicate delegations, and any voter without an arrow defaults on that issue. The voter and representative preferences are given in the tables above and below the agents. Notice that both delegations are optimal.



On issue s^1 , the representative majority agrees with the voter majority, so RD would yield $y^1 = 1$ as desired. However, since only the voter in the minority ($v_3^1 = 0$) delegates, the weighted majority of representatives now decides the outcome in favor of the voter majority ($X_1^1 < 1/2$). This can occur if the number of voters in the minority is large enough, the number of representatives who agree with the voter minority is large enough, and the voters in the minority delegate at a substantially higher rate than the voters in the majority. Fortunately, if any two or all voters delegate optimally on s^1 , the outcome will always agree with the voter majority.

On issue s^2 the representative majority disagrees with the voter majority so the RD outcome (without delegations) would be, regrettably, $y^1 = 0$. Looking again at the figure we see the delegations flip the result to what would be achieved by Direct Democracy ($X_1^2 > 1/2$). Hence, FRD can improve the outcomes over RD as measured against DD.

3 Related Work

[33], inspired by [44] and shareholder proxy voting, suggested an interactive democratic system for legislation which could take place at scale using computers. Miller lamented the lack of *flexibility* in traditional Representative Democracy and sought to remedy this using a dynamic system of proxies, although admitted this was not conducive to creating legislation.

Soon after, [39] warned that electronic systems may accelerate the legislative process in undesirable ways and suggested holding every referendum twice to guarantee time for sufficient public deliberation. Our use of a fixed, elected set of representatives answers Miller's question of how to produce legislation, and rather than holding redundant referenda we give the voters sufficient time to continue deliberation and alter their delegations after the representatives vote.

Just shy of the dawn of the internet, [45] revisited the ideas in a proposal that motivates the default distribution and delegation mechanism in FRD [44]. The notion of the default distribution is also similar to that proposed by [1], which suggests that the weights of representatives be based on the preferences of voters expressed in the election, but these weights are fixed during their term. By contrast, in FRD the weight of each representative on each issue is not strictly determined by the election, yielding expectedly different outcomes. [16] took an analytical approach to studying

a Proxy Voting model very close to that of [1] for decision making with no election, infinite voters, spatial preferences, and assuming agents lie in a metric space.

In our view, the hallmark of interactive democracy is that rather than pre-determining whether a direct or representative system is better for expressing the will of the voters, the degree to which the system is direct or representative is itself a function of the will of the voters. Currently, the most well-known and well-studied form of Interactive Democracy is Liquid Democracy, which has been studied from an algorithmic perspective as a decision-making process in the AI and COMSOC literature [13, 29, 9, 14] and elsewhere [25, 22, 10, 12, 28]. Unlike Liquid Democracy, FRD does not allow transitive delegations nor delegations to another voter, thereby violating the second axiom proposed by [25]. However, as we discuss in Section 7, the notion of voluntary representatives can be maintained if desired. Fractional delegations in FRD serve a similar function to that of the virtual committees proposed by [25], although in theory FRD could incorporate virtual committees as well as many other mechanisms for delegating voting power.

The design of FRD is also largely based on work in probabilistic voting, binary aggregation, statistical decision theory, and computational social choice. In particular, work on the optimal weighting of experts [5, 35, 26, 34, 8], the Condorcet Jury Theorem [27], variable electorates [21, 43, 36], and optimal committee sizes [3, 30, 32]. Relatedly, [42] approached the question of choosing a suitable election rule based on the decision rule the elected representatives will use with probabilistic voting, and considering pairs of such rules. In this model, the median OWA rule is best when the representatives decide using simple majority vote. Unfortunately, the outcome of the median OWA rule is NP-Hard to compute, and so it does not scale to large instances.

Consequently, one can view the voter delegations as a pseudo-tie breaking mechanism for the representatives or, conversely, see the default distribution as a way to dampen the variance in the outcome which occurs in Direct Democracy when the sample of participating voters is small or biased. At the same time, one can view the process of voters weighting the representatives as a decentralized approximation for the optimal weights. Another view is that electing representatives is analogous to a compression algorithm [37], which is the algorithmic version of John Adams’s alleged intuition that the representatives should be a microcosm of the population (taken from [1]). In this view, the delegations in FRD are a decompression mechanism where a higher delegation rate reduces the “loss” of representation.

4 Difficulties of Representative Democracy

Electing good committees is hard. Even if we knew the view of the voter majority on every issue, electing a set of representatives which maximizes majority agreement on binary issues is NP-Hard. But suppose we wanted to solve an easier problem: maximizing coverage. Even maximizing coverage is NP-Hard, as is maximizing full coverage. Worse yet, even for small instances where the problem is computationally tractable, there are pathological examples for which truthful voters whose derived preferences over the candidates are perfectly consistent with their preferences over the issues will elect horrible representatives. We refer to the problems of selecting k representatives to maximize coverage, full coverage, and majority agreement as *Max k -Coverage*, *Max k -Full Coverage*, and *Max k -Majority Agreement*, respectively. Below we provide complexity results and pathologies, followed by simulated results to show how well our various polynomial time multi-winner voting rules perform in terms of majority agreement when voter and candidate preferences

are generated uniformly at random.

Complexity and Pathologies.

Even if the outcome preferred by the majority of voters is known for every issue, electing a subset of candidates that maximizes coverage, full coverage or agreement is NP-Hard.

Theorem 2. *Selecting the set of representatives which maximizes coverage is NP-Hard.*

More formally, the theorem can be stated as: Consider a set of binary issues $\mathcal{S} = \{s^1, \dots, s^r\}$ and a set of candidates $\mathcal{C} = \{c_1, \dots, c_m\}$ where each candidate has preference $c_l^i \in \{0, 1\}$ on each issue s^i , the problem of selecting the subset of k candidates $\mathcal{D} \subseteq \mathcal{C}$ that maximizes the number of issues s^i on which $\sum_{d_l \in \mathcal{D}} d_l^i > 0$ is NP-Hard.

Proof. Our proof of the hardness of Max k-Coverage is a reduction from the NP-Hard problem of MAX K-COVER [24, 20]. The input to MAX K-COVER is a set $U = \{x_1, \dots, x_r\}$ of r points, a collection $S = \{s^1, \dots, s^m\}$ of subsets of U , and an integer k . The objective of MAX K-COVER is to select k subsets from S such that their union has maximum cardinality. Given an instance (U, S, k) of MAX K-COVER we create an instance of Max k-Coverage as follows. For every point $x_i \in U$ create an issue s^i and for every subset $s^l \in S$ create a candidate c_l . For all points x_i and subsets s^l , if $x_i \in s^l$ then let $c_l^i = 1$, otherwise let $c_l^i = 0$. And let k be the number of representatives we will elect. There is a one-to-one correspondence between the number of issues covered by our k representatives and the cardinality of the corresponding subsets in the original max k-cover instance. Therefore, any set of k candidates that maximizes coverage corresponds exactly to a collection of k subsets in our MAX K-COVER instance whose union has maximum cardinality \square

Note that if the majority view of the voters were known, coverage could be approximated deterministically in polynomial time within a factor of $1 - 1/e$ by a greedy algorithm, and this bound is tight [20]. Therefore, none of our deterministic polynomial-time election rules can provide a better guarantee than this, although they may provide decent approximations in expectation. The proofs for the two theorems below follow directly, although non-trivially, from our proof for Max k-Coverage.

Theorem 3. *Selecting the set of representatives which maximizes full coverage is NP-Hard.*

Proof. We now prove the hardness of Max k-Full Coverage by polynomial-time reduction from Max k-Coverage. To do this we construct an instance of Max k-Full Coverage by adding an additional candidate \hat{c} , adding $r + 1$ additional issues to the original r issues, and desire a set of $k + 1$ candidates. We show that in this new instance of Max k-Full Coverage the additional candidate must be selected in any optimal solution because they are uniquely required to cover the $r + 1$ added issues, and the remaining k candidates in the solution set correspond exactly to the optimal k candidates in the solution to our original Max k-Coverage instance.

Given an instance $(\mathcal{S} = \{s^1, \dots, s^r\}, \mathcal{C} = \{c_1, \dots, c_m\}, k)$ of Max k-Coverage we construct an instance of Max k-Full Coverage as follows. Create a set of binary issues $\tilde{\mathcal{S}} = \mathcal{S} = \{s^1, \dots, s^r\}$ and augment it with $r + 1$ additional binary issues so that $\tilde{\mathcal{S}} = \{s^1, \dots, s^r, \dots, s^{2r+1}\}$. Create a set of candidates $\tilde{\mathcal{C}} = \mathcal{C} \cup \hat{c}$ where $\tilde{c}_l^i = c_l^i$ for all $c_l \in \mathcal{C}$, for all $1 \leq i \leq r$ and $\hat{c}^i = 0$ for all

issues $1 \leq i \leq r$. Let $\tilde{c}_i^i = 0$ for all $\tilde{c}_l \in \tilde{\mathcal{C}} \setminus \{\hat{c}\}$ for issues $r + 1 \leq i \leq 2r + 1$ and let $\hat{c}^i = 1$ for all issues $r + 1 \leq i \leq 2r + 1$. Our objective is to select a set $\tilde{\mathcal{D}} \subseteq \tilde{\mathcal{C}}$ of $k + 1$ candidates from $\tilde{\mathcal{C}}$ which maximizes full coverage. We will now prove that for all solutions $\tilde{\mathcal{D}}$ to our new Max k-Full Coverage problem, $\tilde{\mathcal{D}} = \{\hat{c}\} \cup \mathcal{D}$ where \mathcal{D} is a set of k candidates whose corresponding counterparts maximize coverage over issues $\{s^1, \dots, s^r\}$ in our original Max k-Coverage instance.

Lemma 4. $\tilde{\mathcal{D}}$ must contain \hat{c}

Proof. Clearly, the set $\{\hat{c}\} \cup \{\tilde{c}_l\}$ achieves full coverage for issues $\{s^{r+1}, \dots, s^{2r+1}\}$ for any $\tilde{c}_l \in \tilde{\mathcal{C}} \setminus \{\hat{c}\}$, and any set which does not contain \hat{c} cannot fully cover (or cover) $\{s^{r+1}, \dots, s^{2r+1}\}$. Since $\{s^{r+1}, \dots, s^{2r+1}\}$ comprises more than half the issues, any set of $k + 1$ candidates for $k \geq 1$ which maximizes the number of issues fully covered, must contain \hat{c} . \square

Given that $\hat{c}^i = 0$ for all issues $\{s^1, \dots, s^r\}$, the set of candidates $\mathcal{D} = \tilde{\mathcal{D}} \setminus \{\hat{c}\}$, which maximizes full coverage for issues $\{s^1, \dots, s^r\}$ is the set of k candidates which maximizes coverage over issues in $\{s^1, \dots, s^r\}$. Therefore, the k candidates corresponding to \mathcal{D} are the solution to our original instance of Max k-Coverage and given the solution \mathcal{D} to Max k-Coverage we simply add \hat{c} to find $\tilde{\mathcal{D}}$. \square

Theorem 5. *Selecting the set of representatives which maximizes majority agreement is NP-Hard.*

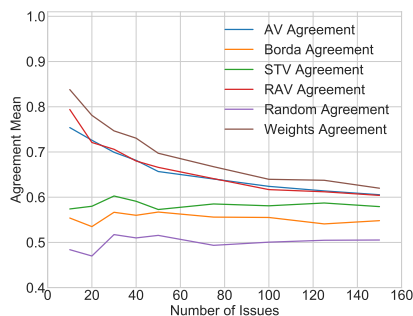
Proof. We now prove the hardness of Max k-Majority Agreement by polynomial-time reduction from our problem of Max k-Coverage. Similar to our proof for Max k-Full Coverage, we replicate the instance of Max k-Coverage and add $r + 1$ issues to the original r issues such that $|\tilde{\mathcal{S}}| = 2r + 1$. However, we now augment the candidate set with $k + 1$ additional candidates who must be included in any committee which maximizes majority agreement. The objective is to select the $2k + 1$ candidates which maximize majority agreement. The $k + 1$ additional candidates must be in the solution set for Max k-Majority Agreement, and the remaining k candidates selected will correspond exactly to the k candidates in the solution to our original instance of Max k-Coverage.

Given an instance of Max k-Coverage with input $(\mathcal{S} = \{s^1, \dots, s^r\}, \mathcal{C} = \{c_1, \dots, c_m\}, k)$ we construct an instance of Max k-Majority Agreement with input $(\tilde{\mathcal{S}} = \{\tilde{s}_1, \dots, \tilde{s}_{2r+1}\}, \tilde{\mathcal{C}} = \{\tilde{c}_1, \dots, \tilde{c}_{m+k+1}\}, \tilde{k})$ as follows. Create a set of binary issues $\tilde{\mathcal{S}} = \{\tilde{s}_1, \dots, \tilde{s}_{2r+1}\}$ and a set of candidates $\tilde{\mathcal{C}} = \{\tilde{c}_1, \dots, \tilde{c}_{m+k+1}\}$. We can think of $\tilde{\mathcal{C}}$ as being made up of three sets of candidates based on how we will construct their preferences over $\tilde{\mathcal{S}}$, that is, $\tilde{\mathcal{C}} = \{\tilde{c}_1, \dots, \tilde{c}_m\} \cup \{\tilde{c}_{m+1}, \dots, \tilde{c}_{m+k}\} \cup \{\tilde{c}_{m+k+1}\}$. The first set $\{\tilde{c}_1, \dots, \tilde{c}_m\}$ has identical preferences to the m candidates in the original problem over the first r issues, and prefers 0 on the rest. The second set $\{\tilde{c}_{m+1}, \dots, \tilde{c}_{m+k}\}$ unanimously prefer the outcome of 1 on all issues. The last candidate \tilde{c}_{m+k+1} prefers 0 on the first r issues, and 1 on the remaining $r + 1$ issues. Formally, for $l \leq m$, $\tilde{c}_l^i = c_l^i$ for $i \leq r$ and $\tilde{c}_l^i = 0$ for $r < i \leq 2r + 1$. For $m < l < m + k + 1$, $\tilde{c}_l^i = 1$ for all i . And for $l = m + k + 1$, $\tilde{c}_l^i = 0$ for $i \leq r$ and $\tilde{c}_l^i = 1$ for $r < i \leq 2r + 1$.

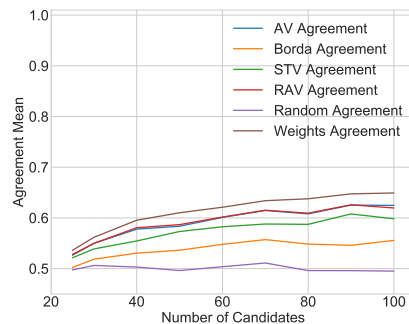
Lemma 6. Any set $\tilde{\mathcal{D}} \subseteq \tilde{\mathcal{C}}$ of $2k + 1$ representatives which maximizes majority agreement must contain $\{\tilde{c}_{m+1}, \dots, \tilde{c}_{m+k+1}\}$.

Proof. Clearly, $\tilde{\mathcal{D}}$ agrees with the voter majority on issues $\{s^{r+1}, \dots, s^{2r+1}\}$ if and only if $\tilde{\mathcal{D}}$ contains $\{\tilde{c}_{m+1}, \dots, \tilde{c}_{m+k+1}\}$, because this is the only way at least $k + 1$ out of the $2k + 1$ representatives can agree with the voter majority on any of these issues. This directly implies there is agreement on more than half the issues if and only if $\{\tilde{c}_{m+1}, \dots, \tilde{c}_{m+k+1}\} \subseteq \tilde{\mathcal{D}}$. \square

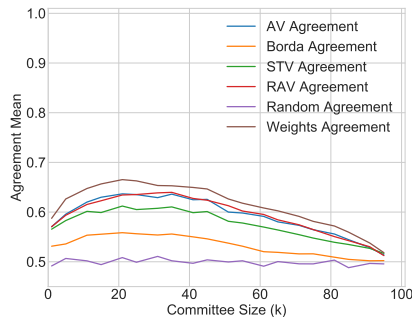
Selecting candidates $\{\tilde{c}_{m+1}, \dots, \tilde{c}_{m+k+1}\}$ provides exactly k representatives who agree with the voter majority on issues $\{s^1, \dots, s^r\}$. Since we are selecting $2k + 1$ representatives in total, on any of these first r issues we need only 1 more representative who agrees with the voter majority on each issue to achieve majority agreement. Therefore, selecting k additional representatives from $\{\tilde{c}_1, \dots, \tilde{c}_m\}$ which maximize coverage over issues $\{s^1, \dots, s^r\}$, maximizes the majority agreement of the $2k + 1$ representatives over \tilde{S} . Clearly, these k representatives are a one-to-one correspondence to the k representatives in the solution to our original Max k-Coverage problem. Likewise, given the solution to the original Max k-Coverage problem, taking the corresponding candidates and adding $\{\tilde{c}_{m+1}, \dots, \tilde{c}_{m+k+1}\}$ maximizes majority agreement. \square



(a) Varying number of issues with $k = 21$, $|C| = 60$.



(b) Varying number of candidates with $k = 21$, $|S| = 150$.



(c) Varying the committee size with $|C| = 100$, $|S| = 150$.

Figure 1: Agreement of the elected committee with the outcomes of a Direct Democracy as a function of various properties of an democratic system. Across all treatments the weighted voting, approval voting, and repeated approval voting (RAV) select the best committees.

In our model, we do not know the view of the voter majority on any issue before the election, so even if the parameters are small enough for the full-information problem to be computationally tractable we must work with partial information. Thus our election rule uses the preferences of voters over the candidates, induced by their underlying preferences over the issues. A fairly dire example can be found in [2] with 11 voters and 11 issues. In this example, when voters only approve of candidates who agree with them on the majority of issues, the worst imaginable candidate $\vec{c}_i = \vec{0}$ would be approved by 7 of the 11 voters, while the best conceivable candidate $\vec{c}_i = \vec{1}$ would only receive 4 approvals. On top of the pathological cases and the computational complexity of maximizing majority agreement, we show that our polynomial time election rules do not perform particularly well in approximating maximum majority agreement in expectation.

Majority Agreement in Representative Democracy

We investigate the properties of coverage and majority agreement as functions of the numbers of candidates, issues, and committee size. In all our simulations, for all issues s^1 we let $v_j^i = 1$ and $c_l^i = 1$ with probability $\frac{1}{2}$ for all voters and candidates. In all of our runs, coverage was 1.0 for all combinations, hence we omit it from the graphs in Figure 1. For all simulations we hold $|\mathcal{V}| = 501$ fixed as we did not observe a strong dependence on the number of voters as long as it was sufficiently larger than the number of candidates. For all simulations we perform 50 iterations at each datapoint and plot the mean of these runs. Variance for all points is ≤ 0.002 so our results are robust to noise [15].

Turning first to Figure 1a we hold $|\mathcal{C}| = 60$, $|k| = 21$ and vary $|\mathcal{S}| \in \{15, \dots, 150\}$ in steps of 15. We see that for a small number of issues the AV, RAV, and the weighted voting rule can be expected to select a committee in agreement with the majority nearly 80% of the time. However, as we add issues to the docket, the voting rules seem to converge around 60%. In Figure 1b we fix $|k| = 21$, $|\mathcal{S}| = 150$ and vary the number of candidates between $|\mathcal{C}| \in \{21, \dots, 100\}$ in steps of 5. We observe again that AV, RAV, and weighted voting are the best followed closely by STV. As we increase the number of candidates it is possible for the system to more frequently recover the will of the majority but this number does not climb above 65% across all treatments. Finally, in Figure 1c we hold $|\mathcal{C}| = 100$, $|\mathcal{S}| = 150$ and vary $|k| \in \{1, 5, 11, 15, \dots, 91, 95\}$. These simulations reinforce the idea that electing an ideal committee, i.e., one that represents the will of the majority of the voters on every issue, is a hard problem. In the next section we will explore how FRD can outperform RD and its dependence on the constituent delegation rates (α_1, α_0) .

5 Benefits of Flexibility

The flexibility of issue-specific delegations is the motivating feature of FRD. We first look at basic features of FRD in a deterministic setting, and then consider probabilistic delegations.

Deterministic Delegation

A voter's delegation is *optimal* if the voter only delegates to representatives who agree with them on an issue. Observe that if the representatives are unanimous only one outcome is possible but as long as there is some dissent in the committee opinions FRD can take advantage and return potential decision making capability entirely to the voters.

We denote by $N_1^i + N_0^i = N$ the numbers of voters and by $k_0^i + k_1^i = k$ the numbers of candidates who agree and disagree with the voter majority on issue s^i , respectively. We have labeled the majority view of the voters as 1, so $\forall s^i \in S : N_1^i \geq \frac{N}{2} \geq N_0^i$. The overall outcome of any resolute democratic process over this set of issues is a single vector $\vec{y} = \{y^1, \dots, y^r\} \in \{0, 1\}^r$, and our ideal outcome is $\{1\}^r$. Treating all issues equally and independently, we seek to maximize $\sum_{s^i \in S} y^i$. Let $\lambda_0^i = \alpha_0^i N_0^i \in \mathbb{Z}$ and $\lambda_1^i = \alpha_1^i N_1^i \in \mathbb{Z}$ be the number of voters who delegate in favor of each outcome, assuming they delegate optimally. We drop the i superscript below because we will be talking about a single issue.

Theorem 7. *If all delegations are optimal and the issue is fully covered ($0 < k_1 < k$), the outcome is guaranteed to agree with the voter majority if the number of voters in the majority who delegate*

(λ_1) is greater than $\frac{Nk-2N_1k_1}{2(k-k_1)}$.

Proof. For the majority to guarantee the outcome in their favor by delegating optimally, this means that even if all voters in the minority delegate optimally, the outcome must still be 1. Recall that X_1 is the total weight assigned by default and delegation to representatives who prefer the outcome 1. Let $X_1 = (N - \lambda_0 - \lambda_1)\frac{k_1}{k} + \lambda_1$. If $\lambda_0 = N_0$, then $X_1 = (N - N_0 - \lambda_1)\frac{k_1}{k} + \lambda_1 = (N_1 - \lambda_1)\frac{k_1}{k} + \lambda_1$. For the outcome to be guaranteed in favor of the voter majority, it must be that $X_1 = (N_1 - \lambda_1)\frac{k_1}{k} + \lambda_1 > \frac{N}{2}$. Solving for λ_1 we find that $\lambda_1 > \frac{Nk-2N_1k_1}{2(k-k_1)}$. Note that this lower bound may be negative. In this case k_1 is so large and N_0 is so small that the outcome is guaranteed regardless of delegations of the minority, so $\lambda_1 \geq 0$. \square

Theorem 8. *If all delegations are optimal and the issue is fully covered ($0 < k_1 < k$), the outcome will favor the minority if $\lambda_0 > \frac{k\lambda_1 + (N - \lambda_1)(2k_1 - k)}{2k_1}$.*

Proof. With only optimal delegations, the outcome favors the minority if $(N - \lambda_0 - \lambda_1)\frac{k_0}{k} + \lambda_0 > (N - \lambda_0 - \lambda_1)\frac{k_1}{k} + \lambda_1$. The lower bound can be found directly by solving for λ_0 and substituting $k_1 = k - k_0$. \square

Theorem 9. *The minimum size a minority must be for it to be possible for them to yield their favored outcome when $k_1 > k_0$ is $N_0 > N \frac{k_1 - k_0}{k + k_1 - k_0}$ (in the case where all voters in the minority delegate optimally and all voters in the majority default).*

The reader can verify this theorem without difficulty.

Probabilistic Delegation

Instead of assuming that some fractions (α_1, α_0) of voters delegate we investigate what happens if each voter chooses to delegate with some fixed individual probability. These results gives us an idea of how motivated or attentive voters must be to improve the outcome of FRD over RD. We assume here that all voter and candidate preferences are independent for all issues.

Since all issues are independent, we will consider a single issue. Suppose each voter $v_j \in \mathcal{V}$ chooses to delegate (deviate from the default) with independent probability p_j and that all delegations are optimal. Let $x_j \in [0, 1]$ be the amount of power voter v_j assigns to candidates who agree with the voter majority ($c_l = 1$), either by delegation or default. If v_j defaults then $x_j = \frac{k_1}{k}$, if v_j delegates optimally and is in the voter majority ($v_j^i = 1$) then $x_j = 1$, and if v_j delegates optimally and is in the voter minority then $x_j = 0$. Let $X_1 = \sum_{v_j \in \mathcal{V}} x_j$ be the total

power assigned to these candidates via both delegation and default. Let $\mu = E[X_1]$ be the expected value of the total power assigned to representatives who agree with the voter majority. Then $\mu = \sum_{v_j=1} (p_j + (1 - p_j)\frac{k_1}{k}) + \sum_{v_j=0} (1 - p_j)\frac{k_1}{k}$.

Theorem 10. *Consider an FRD with an odd number of voters N , odd committee size k , only optimal delegations. Suppose each voter $v_j \in \mathcal{V}$ delegates with probability p_j on issue such that $\mu > N/2$. Then the probability that the outcome agrees with the voter majority is bounded by $P(y = 1) \geq 1 - e^{-(N-2\mu)^2/4N}$.*

Proof Sketch: The probability that the outcome agrees with the voter majority is $P(y = 1) = P(X_1 > N/2) + P(y = 1|X_1 = N/2) \cdot P(X_1 = N/2)$ where $P(y = 1|X_1 = N/2)$ is due to some tie-breaking mechanism. First we show that with odd voters, odd representatives and only optimal delegations there can be no ties. Namely, $X_1 \neq X_0 = N - X_1$. This proof is due to parity and holds regardless of the delegation rate. Without ties, we simply need to determine $P(X_1 > N/2)$. We use a Chernoff inequality to provide a lower bound on this value based on the probability of delegation p_j of all voters. See Section 7 for discussion about tie-breaking ¹.

Proof. Recall that $x_j \in [0, 1]$ is the amount of weight voter v_j assigns to candidates who agree with the voter majority on an issue via default or delegation and $X_1 = \sum_{v_j \in \mathcal{V}} x_j$. Given some tie breaking rule, we have that $P(y = 1) = P(X_1 > N/2) + P(y = 1|X_1 = N/2) \cdot P(X_1 = N/2)$. First we show that $P(X_1 = N/2) = 0$, then we give upper and lower Chernoff bounds for $P(X_1 > N/2)$.

Lemma 11. *If N is odd, k is odd, and all delegations are optimal, then no ties are possible.*

Proof. Let $x'_j = k \cdot x_j$ where $x_j \in [0, 1]$ is the amount of weight (voting power) voter v_j assigns to candidates who agree with the voter majority on an issue via default or delegation. If v_j defaults then $x'_j = k_1$, if v_j delegates optimally and is in the voter majority ($v_j^i = 1$) then $x'_j = k$, and if v_j delegates optimally and is in the voter minority then $x'_j = 0$. Therefore, $\forall j : x'_j \in \{0, k_1, k\}$. Let $X'_1 = \sum_{v_j \in \mathcal{V}} x'_j$ and $X'_0 = \sum_{v_j \in \mathcal{V}} (k - x'_j)$. Then X'_1, X'_0 are non-negative integers and $X'_1 + X'_0 = kN$. Since kN is odd, it must be that X'_1 and X'_0 have opposite parity and so they cannot be equal. Therefore $X_1 = X'_1/k \neq X_0 = X'_0/k$, meaning the total amounts of weight delegated to the representatives on either side of the issue cannot be equal, so no ties may occur. \square

Given that no ties are possible, we have that $P(y = 1) = P(X_1 > N/2)$. Remember that $X_1 = \sum_{v_j \in \mathcal{V}} x_j$ where x_j is the total weight that v_j delegates to representatives who agree with the voter majority. If $v_j^i = 1$ then $E[x_j] = p_j + (1 - p_j) \frac{k_1}{k}$, else if $v_j^i = 0$ then $E[x_j] = (1 - p_j) \frac{k_1}{k}$. Let $\mu = E[X_1]$ be the expected total weight assigned to representatives who agrees with the voter majority.

$$\mu = \sum_{v_j^i=1} (p_j + (1 - p_j) \frac{k_1}{k}) + \sum_{v_j^i=0} (1 - p_j) \frac{k_1}{k}$$

We now use the fact that $P(X_1 > N/2) = 1 - P(X_1 \leq N/2)$. Let $\delta = (2\mu - N)/2\mu$. If $\mu > N/2$, then $\delta > 0$. This allows us to apply a Chernoff bound to derive our lower bound

$$P(X_1 > N/2) = 1 - P(X_1 \leq N/2) = 1 - P(X_1 \leq (1 - \delta)\mu) \geq 1 - e^{-\delta^2 \mu^2 / N} = 1 - e^{-(2\mu - N)^2 / 4N}$$

\square

This bound depends on the mild condition that $\mu > N/2$. This requires that the delegation rate of the majority α_1 cannot be too small relative to the minority α_0 . Observe that this condition is always satisfied when $\forall j : p_j = p$ and $k_1 > k/2$. Furthermore, as an increasing number of voters

¹It is an interesting open question how the distribution of these delegation probabilities effects the outcome when voter and representative preferences are correlated or when this distribution changes over time based on the outcomes of previous issues.

delegate optimally, we expect $\mu \rightarrow N_1 > N/2$ regardless of k_1 . Naturally, as the delegation rate increases ($\alpha \rightarrow 1$), we observe our lower bound approach the ideal $1 - e^{-(2\mu-N)^2/4N} \rightarrow 1$. To find $\mu \leq N/2$, the voter majority cannot be too large compared to the voter minority, k_1 must be smaller than or somewhat close to k_0 , and/or the voters in the majority must be significantly more apathetic towards delegation than voters in the minority.

Tighter bounds may be achieved when the delegation probabilities are assumed to come from a particular distribution. It is an interesting open question to see how the expected outcome is effected when voters have various motivations to delegate which give rise to different delegation probability distributions.

Simulated Delegations

Given our theoretical results on how FRD can improve the outcomes of a decision making process, we investigate the effect of the overall delegation rate α on recovering the ideal outcomes according to Direct Democracy. We use the same model to generate candidates and voter preferences as used in Section 4. For our simulated delegations we create instances with $|\mathcal{V}| = 301$, $|\mathcal{C}| = 60$, $|\mathcal{S}| = 150$, and $k = 21$. We vary $\alpha \in \{0, 1.0\}$ in increments of 0.01 and for each setting of α we run 50 iterations. We plot the means in Figure 2 and note again that the variance is ≤ 0.002 at every point.

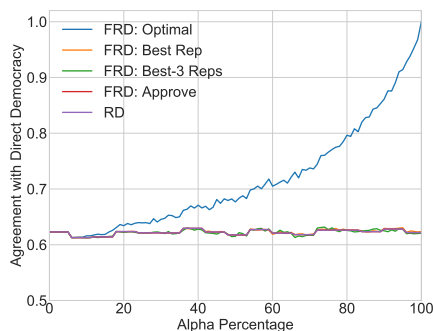


Figure 2: Weighted Voting Committee Selection

In Figure 2 we can see the agreement of the outcomes of FRD and RD for the weighted voting committee selection rule for several delegation types and delegation rates. For each of the instances we measure against a baseline of the proportion of issues where the outcome is that of DD. A value of 1.0 means that the outcomes of all issues are the same under the democracy as they would be in a Direct Democracy.

We compare RD with four different delegation schemes: (1) *Approve* where voters delegate evenly to the representatives in the committee of whom they approve and do not update per issue; *Best Rep* where voters delegate to their single most preferred representative and do not update per issue; *Best-3 Rep* where voters delegate equally to their three most preferred members of the committee and do not update per issue; and finally *Optimal* where voters delegate to a single representative with whom they agree per issue.

Our most surprising finding is how little delegations that are not active and optimal help the system. The *Approve* delegation system is perhaps closest to the proposal of Proxy Voting espoused

by [33] but does not improve RD in a meaningful way. Similarly interesting are the *1-Best* and *3-Best* delegations, which also do not move the outcome towards the ideal of Direct Democracy. Hence, we can see that the issue-specific flexibility FRD allows can be effectively used to improve outcomes of decision making systems. Another striking result in Figure 2 is how drastically FRD can improve agreement over RD when voters are highly attentive. With as little as 60% of the population delegating we can improve agreement by 10%, and when the delegation rate reaches 80% we see an almost 20% increase, eventually reaching 100% when everyone delegates if the issue is fully covered. It is an interesting open question to see how this behavior changes when voters have specific motivations to delegate such as the makeup of the representatives or outcomes of past issues.

6 Conclusion

We have introduced a novel system of Interactive Democracy called Flexible Representative Democracy which transitions smoothly, at the discretion of the voters, between direct and representative democracy. We have shown theoretically and empirically that FRD has clear benefits over other systems such as Representative Democracy and Proxy Voting as FRD has the ability to improve outcomes. An important point to remember is that delegations are optional, and not an additional burden imposed on the system or voters. In contrast to Liquid Democracy, voters in FRD have greater certainty about how their vote will be cast ahead of time and delegation cycles are not possible. Furthermore, FRD maintains a fixed, elected set of accountable representatives to produce legislation and hold public debates. This committee of representatives does not need to expand to guarantee proportional or justified representation, because as long as there is full coverage of an issue voters have the power to guarantee these properties for themselves.

In our analysis, we seek to create a best-case scenario for traditional RD to achieve high agreement: we assume the full list of issues is known before the election, all voters participate in the election, candidates are truthful and do not change their preferred outcome after election, and that voter preferences over candidates are consistent with their preferences over the issues. Intuitively, relaxing any of these assumptions only strengthens the argument for enabling flexible, issue-specific delegations. Flexible delegation also has the effect of minimizing the role that the choice of election rule plays in the outcome.

7 Extensions

In addition to the model laid out here, there are a number of interesting and important extensions to FRD that one could consider. Nothing in our system prevents moving to issues where there are non-binary domains and/or different domains for every issue. One can also consider asymmetric issues with decision rules other than simple majority rule, such as quota rules. Additionally, we have modeled the weight given to representatives as a simple sum of the defaults and delegations, but this could be any function and may treat delegations and defaults differently; though such a function should be monotone with respect to the delegated weights. Note that we can easily relax the assumptions in our analysis that there are an odd number of voters, optimal delegations, and no abstentions. Relaxing any of these requires us to account for potential ties in the outcomes of our

analysis.

If ties are broken randomly, then we only need to compute the probability of a tie occurring. This probability is computable, but in general we should not expect the x_j values to come from a nice, symmetric, well-behaved distribution. It is also worth noting that ties can be broken in other ways including based on the observed delegation rate. For example, when the delegation rate is low one might break ties in favor of the representative majority, whereas when the delegation rate is high one might break ties in favor of the outcome with more weight delegated to it.

Lastly, one of the attractive features of Liquid Democracy is the notion of voluntary representatives who need not be formally elected. These voluntary representatives are not beholden to an election cycle and can be local leaders, with personal relationships to voters who support them. This can be incorporated into a Flexible Representative Democracy by allowing any voter or agent to become a voluntary representative on a single issue by casting their vote publicly by the same deadline as the elected representatives. However, voluntary representatives do not receive any voting power by default, may not receive delegated voting power on any issue before their vote is declared, and can only receive delegations on a per-issue basis. Since no voluntary representatives receive any default voting power, all our results still hold.

In fact, the addition of representatives who receive no power by default constitutes a Pareto improvement because they effectively serve to guarantee full coverage (and coverage) and if the outcome changes as a result it can only change in the direction of the voter majority (assuming optimal delegations). Alternatively, an FRD can automatically add a contrarian single-issue dummy representative whenever the representatives are unanimous. Keep in mind that while full coverage can be artificially guaranteed in this way, any attempt to guarantee majority agreement would constitute rigging the election.

References

- [1] Dan Alger. Voting by proxy. *Public Choice*, 126(1/2):1–26, 2006.
- [2] Gertrude EM Anscombe. On frustration of the majority by fulfilment of the majority’s will. *Analysis*, 36(4):161–168, 1976.
- [3] Emmanuelle Auriol and Robert J Gary-Bobo. On the optimal number of representatives. *Public Choice*, 153(3-4):419–445, 2012.
- [4] Haris Aziz, Markus Brill, Vincent Conitzer, Edith Elkind, Rupert Freeman, and Toby Walsh. Justified representation in approval-based committee voting. *Social Choice and Welfare*, 48(2):461–485, 2017.
- [5] Eyal Baharad, Jacob Goldberger, Moshe Koppel, and Shmuel Nitzan. Beyond condorcet: optimal aggregation rules using voting records. *Theory and decision*, 72(1):113–130, 2012.
- [6] John F Banzhaf III. Weighted voting doesn’t work: A mathematical analysis. *Rutgers L. Rev.*, 19:317, 1964.
- [7] Jan Behrens, Axel Kistner, Andreas Nitsche, and Björn Swierczek. *The Principles of Liquid-Feedback*. Interaktive Demokratie, 2014.

- [8] Ruth C Ben-Yashar and Shmuel I Nitzan. The optimal decision rule for fixed-size committees in dichotomous choice situations: the general result. *International Economic Review*, pages 175–186, 1997.
- [9] Daan Bloembergen, Davide Grossi, and Martin Lackner. On rational delegations in liquid democracy. *CoRR*, abs/1802.08020, 2018.
- [10] Christian Blum and Christina Isabel Zuber. Liquid democracy: Potentials, problems, and perspectives. *Journal of Political Philosophy*, 24(2):162–182, 2016.
- [11] F. Brandt, V. Conitzer, U. Endriss, J. Lang, and A. D. Procaccia, editors. *Handbook of Computational Social Choice*. Cambridge University Press, 2016.
- [12] M. Brill. Interactive democracy. In *17th*, pages 1183–1187, 2018.
- [13] Markus Brill and Nimrod Talmon. Pairwise liquid democracy. In *27th*, pages 137–143, 2018.
- [14] Zoé Christoff and Davide Grossi. Binary voting with delegable proxy: An analysis of liquid democracy. In *16th*, pages 134–150, 2017.
- [15] P. R. Cohen. *Empirical Methods for Artificial Intelligence*. MIT Press, 1995.
- [16] Gal Cohensius, Shie Mannor, Reshef Meir, Eli A. Meirum, and Ariel Orda. Proxy voting for better outcomes. In *16th*, pages 858–866, 2017.
- [17] C. Domshlak, E. Hüllermeier, S. Kaci, and H. Prade. Preferences in AI: An overview. 175(7):1037–1052, 2011.
- [18] John Dunn. *Democracy: The unfinished journey*. Oxford University Press, 1995.
- [19] Piotr Faliszewski, Piotr Skowron, Arkadii Slinko, and Nimrod Talmon. Multiwinner voting: A new challenge for social choice theory. In U. Endriss, editor, *Trends in Computational Social Choice*, chapter 2. AI Access Foundation, 2017.
- [20] Uriel Feige. A threshold of $\ln n$ for approximating set cover. *Journal of the ACM (JACM)*, 45(4):634–652, 1998.
- [21] Scott L Feld and Bernard Grofman. The accuracy of group majority decisions in groups with added members. *Public Choice*, 42(3):273–285, 1984.
- [22] Bryan Ford. Delegative democracy. Unpublished Manuscript. Available at <http://www.brynosaurus.com/deleg/deleg.pdf>, 2002.
- [23] J. Fürnkranz and E. Hüllermeier. *Preference Learning*. Springer, 2010.
- [24] M. R. Garey and D. S. Johnson. *Computers and Intractability, A Guide to the Theory of NP-Completeness*. W.H. Freeman and Company, 1979.
- [25] James Green-Armytage. Direct voting and proxy voting. *Constitutional Political Economy*, 26(2):190–220, 2015.

- [26] Bernard Grofman and Scott L Feld. Determining optimal weights for expert judgment. In *Information Pooling and Group Decision Making*, pages 167–72. JAI Press Greenwich, CT, 1983.
- [27] Bernard Grofman, Guillermo Owen, and Scott L Feld. Thirteen theorems in search of the truth. *Theory and decision*, 15(3):261–278, 1983.
- [28] Steve Hardt and Lia CR Lopes. Google votes: A liquid democracy experiment on a corporate social network. *Technical Disclosure Commons*, 2015.
- [29] Anson Kahng, Simon Mackenzie, and Ariel D Procaccia. Liquid democracy: An algorithmic perspective. In *32nd*, 2018.
- [30] Drora Karotkin and Jacob Paroush. Optimum committee size: Quality-versus-quantity dilemma. *Social Choice and Welfare*, 20(3):429–441, 2003.
- [31] Ashiqur R KhudaBukhsh, Lin Xu, Holger H Hoos, and Kevin Leyton-Brown. SATenstein: Automatically building local search sat solvers from components. 232:20–42, 2016.
- [32] Malik Magdon-Ismail and Lirong Xia. A mathematical model for optimal decisions in a representative democracy. *arXiv preprint arXiv:1807.06157*, 2018.
- [33] James C Miller. A program for direct and proxy voting in the legislative process. *Public choice*, 7(1):107–113, 1969.
- [34] Shmuel Nitzan and Jacob Paroush. Optimal decision rules in uncertain dichotomous choice situations. *International Economic Review*, pages 289–297, 1982.
- [35] Shmuel Nitzan and Jacob Paroush. Collective decision making and jury theorems. *Oxford handbook of law and economics*. Oxford: Oxford University Press. Google Scholar, 2017.
- [36] Jacob Paroush and Drora Karotkin. Robustness of optimal majority rules over teams with changing size. *Social choice and welfare*, 6(2):127–138, 1989.
- [37] Marko Antonio Rodriguez and Daniel Joshua Steinbock. Societal-scale decision making using social networks. 2004.
- [38] Lloyd S Shapley and Martin Shubik. A method for evaluating the distribution of power in a committee system. *American political science review*, 48(3):787–792, 1954.
- [39] Martin Shubik. On homo politicus and the instant referendum. *Public Choice*, 9, 1970.
- [40] P. Skowron, P. Faliszewski, and J. Lang. Finding a collective set of items: From proportional multi-representation to group recommendation. 241:191–216, 2016.
- [41] Piotr Krzysztof Skowron. What do we elect committees for? a voting committee model for multi-winner rules. In *IJCAI*, pages 1141–1148, 2015.

- [42] Piotr Krzysztof Skowron. What do we elect committees for? A voting committee model for multi-winner rules. In Qiang Yang and Michael Wooldridge, editors, *Proceedings of the Twenty-Fourth International Joint Conference on Artificial Intelligence, IJCAI 2015, Buenos Aires, Argentina, July 25-31, 2015*, pages 1141–1148. AAAI Press, 2015.
- [43] John H Smith. Aggregation of preferences with variable electorate. *Econometrica: Journal of the Econometric Society*, pages 1027–1041, 1973.
- [44] Gordon Tullock. *Toward a mathematics of politics*. University of Michigan Press, 1967.
- [45] Gordon Tullock. Computerizing politics. *Mathematical and Computer Modelling*, 16(8-9):59–65, 1992.
- [46] Chih-Han Yu, Justin Werfel, and Radhika Nagpal. Collective decision-making in multi-agent systems by implicit leadership. In *9th*, pages 1189–1196, 2010.
- [47] Haibin Zhu, MengChu Zhou, and Rob Alkins. Group role assignment via a Kuhn–Munkres algorithm-based solution. *IEEE Transactions on Systems, Man, and Cybernetics-Part A: Systems and Humans*, 42(3):739–750, 2012.
- [48] William S Zwicker. Introduction to voting theory. In F. Brandt, V. Conitzer, U. Endriss, J. Lang, and A. D. Procaccia, editors, *Handbook of Computational Social Choice*, chapter 2. Cambridge University Press, 2015.

8 Appendix

Preference Representation

For clarification, there are two ways voters could report their strict orderings over the candidates. The first is a list where the position in the list denotes the rank and the value in the list denotes the candidate. This is what is typically thought of as an ordering. We use a second, equivalent, representation where the position in the list denotes the candidate and the value denotes their rank. Consider a paper ballot in which you want voters to rank their candidates in order of preference. The first representation corresponds to writing the numbers $1, \dots, m$ on the paper and having the voters fill in the names of the candidates next to them. Our second representation is like listing the candidates on the page, and having the voters fill in the numbers next to the names to denote their rank. The choice of representation in practice does not impact our analysis, as they represent the exact same information. Similarly with approvals. Agents can just report the subset of candidates of which they approve, or they could write whether they approve next to each candidate name on a ballot. Again, we use the second representation and the two are equivalent.

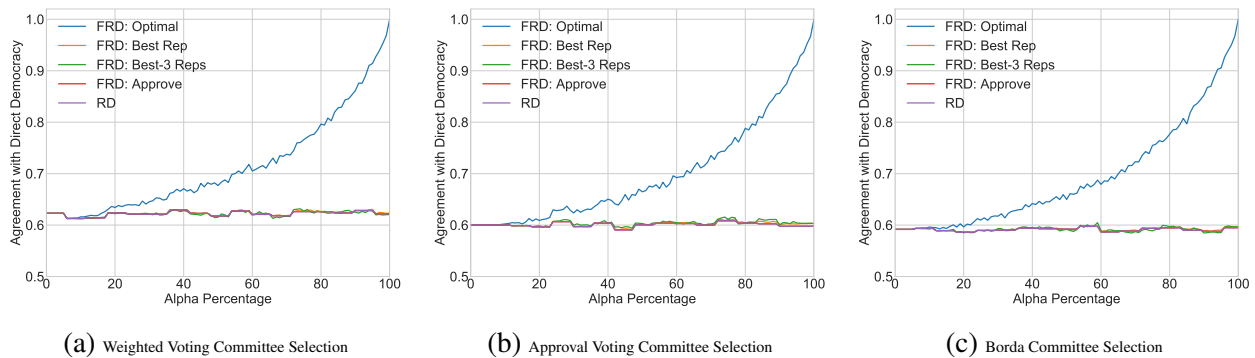


Figure 3: Performance of FRD with four types of delegation versus RD for various committee selection rules and values of α .

Additional Simulated Results

In Figure 3 we can see the agreement of the outcomes of FRD and RD for the weighted voting, AV, and Borda election rules for several delegation types and delegation rates. For each of the instances we measure against a baseline of the proportion of issues where the outcome is that of DD. A value of 1.0 means that all issues are the same under the democracy as they would be in a Direct Democracy. Overall, this plots show that RD under any of these rules cannot achieve above $\approx 62\%$ agreement with Direct Democracy in expectation.