

Many-body localization in a quasiperiodic Fibonacci chain

N. Macé*, N. Laflorencie, F. Alet

Laboratoire de Physique Théorique, IRSAMC, Université de Toulouse, CNRS, UPS, 31062
Toulouse, France

* mace@irsamc.ups-tlse.fr

May 27, 2023

Abstract

We study the many-body localization (MBL) properties of a chain of interacting fermions subject to a quasiperiodic potential such that the non-interacting chain is always delocalized and displays multifractality. Contrary to naive expectations, adding interactions in this systems does not enhance delocalization, and a MBL transition is observed. Due to the local properties of the quasiperiodic potential, the MBL phase presents specific features. We furthermore investigate the fate of multifractality in the ergodic phase for low potential values. Our analysis is based on exact numerical studies of eigenstates and dynamical properties after a quench.

Contents

1	Introduction	2
2	The Fibonacci chain	3
3	The non-interacting Fibonacci chain	5
4	Many-body localization transition	6
4.1	Entanglement of eigenstates	6
4.2	Spectral statistics	7
4.3	Qualitative argument for the existence of the MBL phase	7
5	The Fibonacci thermal and localized phases	9
5.1	Local fermionic density	9
5.1.1	ETH phase	9
5.1.2	MBL phase: apparition of secondary structures	9
5.2	Entanglement entropy	12
5.3	One-particle density matrix	13
6	Dynamical probes of many-body localization	14
6.1	Imbalance	15
6.2	Entanglement growth	16

7 Conclusion	18
References	19

1 Introduction

The question of many-body localization (MBL) aims at extending the non-interacting Anderson localization problem [1] towards more realistic systems where interparticle interactions cannot be neglected. Precursor works highlighted the possibility of a dynamical transition between ergodic and localized regimes [2–5]. This scenario is now well established for one dimensional quantum interacting systems on the lattice in the presence of disorder. A high energy transition between a delocalized phase satisfying the eigenstate thermalization hypothesis (ETH) [6, 7], and a localized MBL regime with emerging integrals of motion [8, 9] has been intensively studied. In such a flourishing field of research (see recent reviews [10–12]), numerical simulations of lattice models presenting a competition between interaction and disorder play a pivotal role in our understanding of the MBL problem [13]. Most of the initial studies concentrated on models with a random local potential drawn from a uniform (most of the time box-shaped) distribution as a generic representative of disorder. However, the precise form of potential chosen can have some impact as was realized in subsequent studies. For instance, a quasiperiodic potential leads to different finite-size effects around (and possibly to a different universality class for) the ETH-MBL transition [14]. Several studies suggested that slow dynamics observed in the ETH region are due to Griffiths-type regions [15, 16], which are allowed (e.g. random box distribution) or not (quasiperiodic potential) by the type of potential imposed. The fact that the potential couples to spin and/or charge degrees of freedom in a disordered Hubbard model leads to the existence of a full or partial MBL phase [17]. Finally, discrete disorder does not seem to affect the transition as compared to continuous random potentials distributions [18, 19], despite stronger finite size effects observed in the case of binary distributions [19, 20].

Quite remarkably, until now the MBL phase was found to be either induced by random interactions [21–23], or directly connected to an Anderson insulator [4, 5]. In this work, we want to go further by considering the case of a potential that follows the Fibonacci quasiperiodic sequence, which displays critical delocalized eigenfunctions in the non-interacting limit, not found for other potentials studied so far. Concretely, we study the “standard model” of MBL, a spin 1/2 XXZ chain:

$$H = \frac{1}{2} \sum_i (S_i^+ S_{i+1}^- + S_i^- S_{i+1}^+) + \Delta \sum_i S_i^z S_{i+1}^z - \sum_i h_i S_i^z, \quad (1)$$

which can be recasted by a Jordan-Wigner transformation into a model of interacting fermions on a chain:

$$H = \frac{1}{2} \sum_i (c_i^\dagger c_{i+1} + c_{i+1}^\dagger c_i) + \Delta \sum_i n_i n_{i+1} - \sum_i h_i n_i + h_{\text{BC}}, \quad (2)$$

where h_{BC} encodes a boundary term that depends on the choice of boundary conditions¹. The on-site potential terms h_i are usually taken to be uncorrelated random variables drawn from a box distribution $h_i \in [-h, h]$, a binary distribution $h_i = \pm h$ (+ with a probability p), or to be correlated variables, quasiperiodically varying according to the Aubry-André rule $h_i^{\text{AA}} = h \cos(2\pi\omega i + \phi)$, where ω is an irrational frequency (ϕ a random phase). In all these cases, the model is known to undergo a many-body localization transition as h is increased [19, 24–26]. Here, we focus on yet another choice for the potential, sometimes referred to as the *Fibonacci potential*. To the best of our knowledge this choice for the potential has never been studied in the MBL context. In the non-interacting case $\Delta = 0$, both disordered and Aubry-André models can be Anderson localized. Free fermions subject to a Fibonacci sequence however, never exhibit Anderson localization, but rather display criticality and multifractality (in a sense defined later) for any on-site potential strength h [27–30]. Owing to the critical, multifractal, nature of its eigenstates and to the power-law behavior of its transport observables (discussed in Sec. 3), we can think of this model as following a line of metal-insulator transition points, as h is varied.

Can this model host an MBL phase when interactions are added? One would naively be tempted to answer by the negative, given that interactions generally tend to favor delocalization [31, 32], and that the non-interacting eigenstates are not localized to begin with. However, as we shall show below, the model under study presents an MBL phase, which hosts specific local features. The plan of the paper is as follows: in Sec. 2 we recall the Fibonacci sequence and present its basic properties, while Sec. 3 presents the well-known properties of the non-interacting model and in particular its multifractal properties. Moving on to the interacting case in Sec. 4, we study this model in light of various standard MBL probes, and conclude positively for the existence of an MBL transition. We then characterize more precisely the thermal and localized phases of the model, studying the eigenstates properties in Sec. 5, and dynamical properties in Sec. 6. Finally, we gather our findings and conclude in Sec. 7.

2 The Fibonacci chain

The Fibonacci chain under study is a chain of interacting spinless fermions [Eq. (2)] subject to an on-site binary potential ($h_i = \pm h$) varying according to the Fibonacci rule: $h_i = +h$ (resp. $h_i = -h$) if the i^{th} letter the Fibonacci sequence is an A (resp. a B).

Fibonacci sequence The Fibonacci sequence is a quasiperiodic sequence of A and B letters. To construct it, start from the letter A, and apply repetitively the substitution rule

$$\sigma : \begin{cases} A \rightarrow AB \\ B \rightarrow A \end{cases} \quad (3)$$

to generate words of increasing length: $A \rightarrow AB \rightarrow ABA \rightarrow ABAAB \rightarrow \dots$. Notice that the length of the i^{th} word is the i^{th} Fibonacci number, hence the name of the model. The Fibonacci sequence is obtained by repeating the substitution procedure an infinite number of times. Fig. 1 displays the first Fibonacci words. On the infinite sequence, it is easy to

¹In the remainder of the paper we always choose open boundary conditions (for reasons discussed in Sec. 2), in which case $h_{\text{BC}} = -(n_1 + n_L)/2$ up to a constant term.

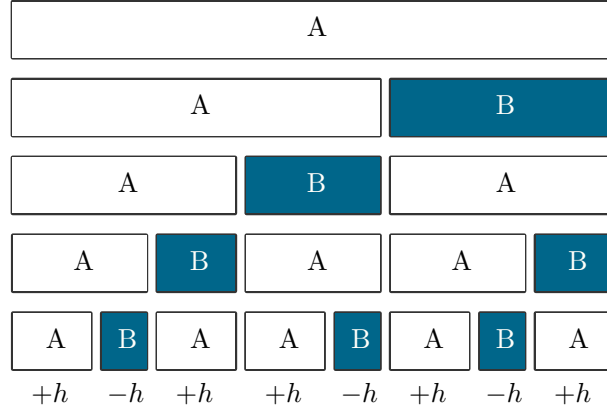


Figure 1: The first five Fibonacci words, depicted as horizontal chains of rectangular tiles. Applying the substitution rule σ to a word yields the next, represented just below it. Below the largest word is printed the corresponding sequence of on-site potentials $\pm h$.

show that A (resp. B) letters occur with frequency $1/\tau$ (resp. $1/\tau^2$), where τ is the golden ratio, $\tau = (1 + \sqrt{5})/2$. Because these frequencies are incommensurate, the Fibonacci sequence cannot be periodic. It is however close to periodicity (quasiperiodic), as we explain now.

Quasiperiodicity, samples of finite size and averaging over realizations When performing experiments or numerical simulations, we do not deal with the ideal, infinite Fibonacci sequence but with a chunk of length L . A relevant question is then: how many different words of length L does one encounter in the Fibonacci sequence or, in other words: how many different samples do we have at our disposal for an experiment or a simulation? This question is crucial in practice as other potentials (e.g. the uniform box, the binary or the Aubry-André potential) all have a random component, from which a large number of different realizations can be drawn.

It turns out that there are $L + 1$ distinct samples, each occurring with about the same frequency on the infinite chain. This makes the statistical sampling much less numerically demanding, as compared to random distributions. One can also prove [33] that a binary sequence is periodic if and only if it has strictly less than $L + 1$ words of length L (for L larger than the period). Thus, the Fibonacci model is in some sense the closest it can be to periodicity. This also means that the Fibonacci sequence does not possess “Griffiths region”, anomalous rare regions where the potential is markedly different from the rest of the sample. The absence of these regions is in common with the Aubry-André potential.

Among the $L + 1$ samples of length L , one is reflection symmetric around the center of the chain. For this sample, the Hamiltonian Eq. (2) commutes with the reflection operator, and is therefore block-diagonal. As was already noted in the context of binary disorder [19], this block-diagonal structure makes such samples difficult to compare with the others. For that reason we chose to disregard them. The L remaining samples (for L even) all have a reflection symmetric partner. Since eigenstates and eigenspectra are identical for a sample and its partner, we are actually left with only $L/2$ truly different samples. This small number of disorder realizations naturally leads to large statistical errors.

For open boundary conditions, the reflection about the center of the sample is the only relevant symmetry operation. For periodic boundary conditions however, the conjugate action

of translation and reflection can actually lead to even more equivalent samples, so that several of the $L/2$ remaining samples must be abandoned. Wishing to maximize the number of available samples, we always consider in the rest of this work systems with open boundary conditions.

3 The non-interacting Fibonacci chain

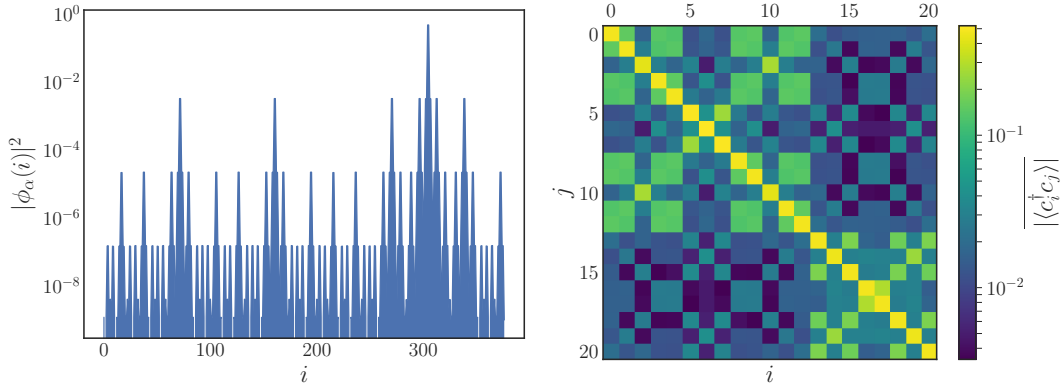


Figure 2: Two manifestations of the Fibonacci multifractality in the absence of interactions. Left: amplitude of a single-particle excitation ($h = 3$, $L = 377$), Right: average one-particle density matrix of high energy many-body eigenstates ($h = 3$, $L = 21$).

When the fermion interaction term is absent, $\Delta = 0$ in Eq. (2), the model becomes easily tractable as it can be written as $H = \sum_{i,j} c_i^\dagger \mathcal{H}_{i,j} c_j$, where the $L \times L$ matrix \mathcal{H} is the single-particle Hamiltonian. Its eigenvectors, the single-particle excitations ϕ_α and the associated single-particles energies ϵ_α form the basic building blocks of the many-body physics: the many-body eigenstate of energy $\epsilon_{\alpha_1} + \epsilon_{\alpha_2} + \dots$ is the Slater determinant of the corresponding single-particle excitations $\phi_{\alpha_1}, \phi_{\alpha_2}, \dots$.

The single particle properties of the Fibonacci Hamiltonian have already been extensively studied. It was discovered that the single-particle energy spectrum and the single-particle wavefunctions are both multifractal [27–30, 34]. We recall that a wavefunction is multifractal if it is locally scale invariant. As an illustration, the left panel of Fig. 2 shows a Fibonacci wavefunction, whose peak-like structure repeats at all visible scales, hinting at its multifractality. The right panel of Fig. 2 shows the averaged one-particle density matrix of many-body eigenstates. It also exhibits a scale-invariant structure, indicating that the many-body eigenstates inherit the multifractal properties of the single-particle excitations. The density matrix of Fig. 2 (right panel) was extracted from high energy eigenstates (i.e. in the middle of the many-body spectrum), which implies that Fibonacci multifractality is very robust, surviving even at high energy. Multifractality is of course also visible in the low-energy many-body properties. In particular, the ground state entanglement entropy grows logarithmically with subsystem size, with quasiperiodic oscillations [35]. We conclude this brief review of the free-fermions Fibonacci chain noting that the “structural” multifractality of the spectrum and single-particle states result in a power-law behavior for the thermodynamic [36–38] and transport [39, 40] observables. For example, the conductivity at the Fermi level decays as

$\sigma \sim L^{-\alpha}$ [41]. This behavior contrasts with the ones present for a disordered chain (exponentially decaying conductivity) and a periodic chain (no decay).

To summarize, the quasiperiodicity of the Fibonacci modulation results in the multifractality of the single-particle spectrum and wavefunctions, concomitant with power-law thermodynamic and transport observables, thus making the non-interacting Fibonacci chain an intermediate case between a periodic and a disordered system.

4 Many-body localization transition

Unless otherwise specified, the interaction strength is now fixed to $\Delta = 1$. We argue that the interacting Fibonacci chain exhibits a transition from a thermal to a many-body localized phase, based on the numerical study of standard observables: the level-spacing distribution [24, 42], the half-cut von Neumann entanglement entropy [43] and its variance [44]. We use in this section eigenstates in the so-called "infinite-temperature" limit, *i.e.* located in the middle of the spectrum at energy density $\epsilon = 0.5$ where $\epsilon = \frac{E - E_{\min}}{E_{\max} - E_{\min}}$ and $E_{\max/\min}$ denote the energy spectrum extrema. These eigenstates are obtained via the exact shift-invert method [13] on large chains of length L up to $L = 24$. We typically consider 5000 eigenstates per sample. Dynamical probes of localization will also be discussed in Sec. 6.

4.1 Entanglement of eigenstates

The half-chain von Neumann entanglement entropy of an eigenstate $|\psi\rangle$ is defined as $S = -\text{Tr}(\rho_A \log \rho_A)$ where ρ_A is the reduced density matrix obtained by tracing out the Hilbert space of the left/right half chain. In a thermal phase, the half-chain entanglement entropy is extensive and coincides with the thermodynamic entropy [45]: $S \sim \frac{L}{2} \log 2$ for $\epsilon = 0.5$, while in a localized phase it displays a sub-extensive area law [43]. Fig. 3 (left) shows the behavior of \overline{S}/L (where the overline denotes average over samples and eigenstates) as a function of h , when the system size is increased from $L = 12$ to $L = 24$. For $h \lesssim 1.5$, \overline{S}/L visibly tends to its maximum value while for $h \gtrsim 3.5$ it tends to zero. This is a first hint that a many-body localization transition occurs in this system. From the scaling we infer the critical potential strength to be $1.5 \leq h^* \leq 3.5$. The important fluctuations of the average entropy prevent us from obtaining a more precise bound on the location of the transition with this estimator. Let us emphasize here that this noise is not due to under-sampling, but *intrinsic* to the model: the number of available samples indeed only scales modestly as $L/2$.

The variance of the entropy divided by system size is expected to develop a peak at the MBL to thermal transition, and to go to zero away from it [44]. Following Ref. [14] we distinguish the sample-to-sample variance from the eigenstate-to-eigenstate variance within a sample. The right panel of Fig. 3 shows that both contributions indeed develop a peak around the transition. Nevertheless, the position of the variance peak strongly drifts to larger potentials as system size is increased, a feature previously observed in other MBL systems [25, 44, 46]. This lets us estimate a more precise lower bound of the transition location: $h^* > 1.8$.

In uncorrelated disordered models, the sample-to-sample variance was found to be the largest [14], while here the eigenstate-to-eigenstate contribution is dominating. This inversion of the hierarchy was also previously observed in the Aubry-André model in Ref [46] where it has been attributed to the deterministic nature of the potential, preventing the appearance

of Griffith regions. The inversion observed here is consistent with this hypothesis, since the Fibonacci potential also presents the deterministic, Griffiths region-free, property.

4.2 Spectral statistics

One can also study the spectral statistics using the well-known gap ratios which measure energy level repulsion [47]. Defined as $r = \min(g_n/g_{n+1}, g_{n+1}/g_n)$, where $g_n = E_n - E_{n-1}$ is the n^{th} spectral gap, they are shown in Fig. 4 for system sizes $16 \leq L \leq 24$. In the thermal phase, where energy levels follow the Wigner-Dyson statistics, they approach the value $r^{\text{Wigner-Dyson}} \simeq 0.53$ [48], while in the MBL phase they reach the lower value $r^{\text{Poisson}} \simeq 0.39$ predicted by the Poisson level statistics. In Fig. 4 we show \bar{r} after averaging over 10% of the states around energy density $\epsilon = 0.5$ (except for sizes 20, 22 where 5000 states were selected, while 300 states were used for size 24). The gap ratios tend to their thermal value for $h \lesssim 1.5$, and to their MBL value for $h \gtrsim 3.5$. Large sample-to-sample variation prevents us from obtaining a more precise estimate of the transition point. Nevertheless, these results appear consistent with the behavior of the entanglement entropy. In particular they unambiguously show that an MBL phase is expected for $h > 3.5$.

4.3 Qualitative argument for the existence of the MBL phase

At first glance, it may seem odd that an MBL phase can exist in the Fibonacci chain, given that the free chain is never Anderson localized, contrary (to the best of our knowledge) to all other cases of systems exhibiting MBL when adding *uniform* interactions (note however a few examples with random interactions [21–23]). In this section, we argue that the criticality of the non-interacting Fibonacci chain is very fragile, with infinitesimal perturbations enough to drive the system into the more conventional single-particle localized or extended phases, akin to the ones of the Aubry-André model.

First, let us call W_j the function that returns 0 (resp. 1) if the j^{th} Fibonacci potential is

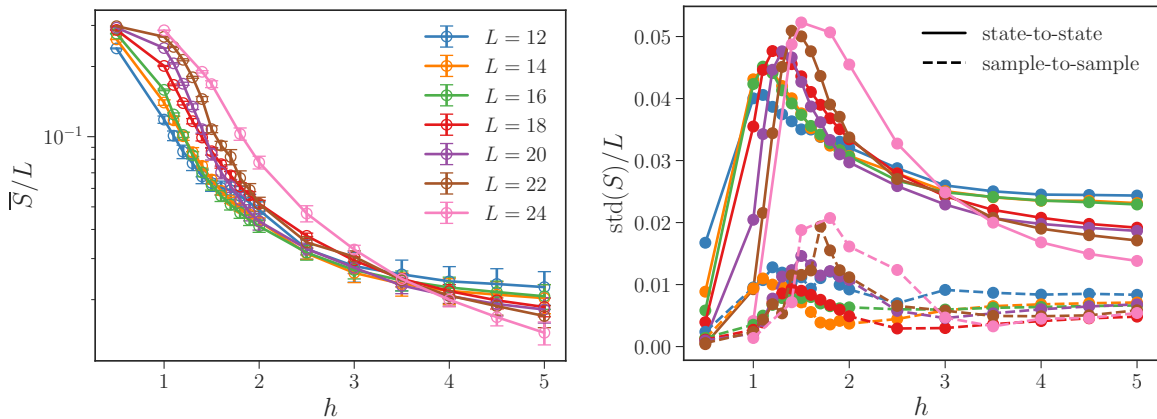


Figure 3: Left: Average half-chain entanglement entropy divided by system size, as a function of potential strength, for various system sizes. Right: Eigenstate-to-eigenstate (solid lines) and sample-to-sample (dashed lines) standard deviation of the entanglement entropy, divided by system size. Color coding for system size is similar to the left panel.

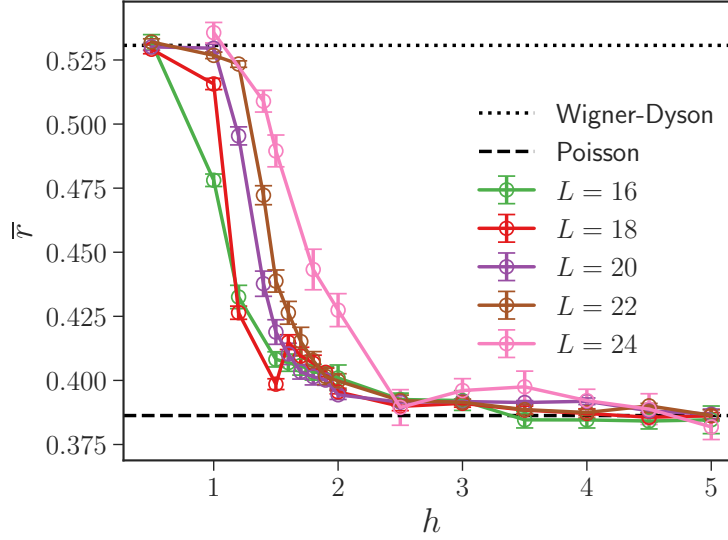


Figure 4: Gap ratio (averaged over states around energy density $\epsilon = 0.5$) as a function of on-site potential strength, for various system sizes. Gap ratio value for the Wigner-Dyson and Poisson statistics are indicated by dotted and dashed lines respectively.

$+h$ (resp. $-h$). We can Fourier transform this function [49]: $W_j = \sum_{-\infty < k < \infty} \widetilde{W}_k e^{ikj/\tau}$, with

$$\widetilde{W}_k = \frac{e^{i\frac{k}{2\tau}}}{\tau} \text{sinc}\left(\frac{k}{2\tau}\right), \quad (4)$$

where $\tau = (1 + \sqrt{5})/2$ is the golden ratio. Remark that because the Fibonacci potential is discontinuous, its harmonics decay as slow as is possible: $\widetilde{W}_k \sim 1/k$. On the opposite end of the spectrum, the Aubry-André potential enjoys infinite differentiability, and as a consequence its harmonics decays as fast as is possible (only the first is non-zero). In Ref. [50] Monthus studied the case of a free-fermion chain with a potential whose harmonics behave as $\widetilde{W}_k \sim 1/k^b$, $1 \leq b < \infty$, allowing to interpolate between the free Fibonacci ($b_{\text{Fibo}} = 1$) and Aubry-André ($b_{\text{AA}} = \infty$) chains. Ref. [50] showed that as soon as $b > 1$, there exist an extended and a localized phase. Only the free Fibonacci chain $b = 1$ is special, in the sense that it is never extended nor localized, but critical for any potential h .

Now, we start from the free fermions Fibonacci chain and add interactions to the picture. At the mean field level, this amounts to modifying the on-site potentials $h_i \rightarrow h_i - \Delta \langle n_{i-1} + n_{i+1} \rangle$. This modification can only smoothen the potential, hence effectively changing the exponent of the decay of the harmonics from $b_{\text{Fibo}} = 1$ to $b > 1$. According to [50], the effective free fermion model is no longer critical but instead exhibits a localization-delocalization transition, resembling that of the Aubry-André model, which is known to exhibit an MBL phase [26]. We thus argue that adding interactions to the picture may have the effect of smoothening the potential, effectively pushing it away from the critical $b = 1$ line and enabling the existence of an MBL phase at large enough potential. Note also that such a scenario is consistent with recent results showing Anderson localization of free fermions in a Fibonacci chain subject to an additional weak random potential [51].

5 The Fibonacci thermal and localized phases

Having established the existence of a many-body localization transition in the Fibonacci system, we now investigate in more details the content of the thermal and localized phases.

5.1 Local fermionic density

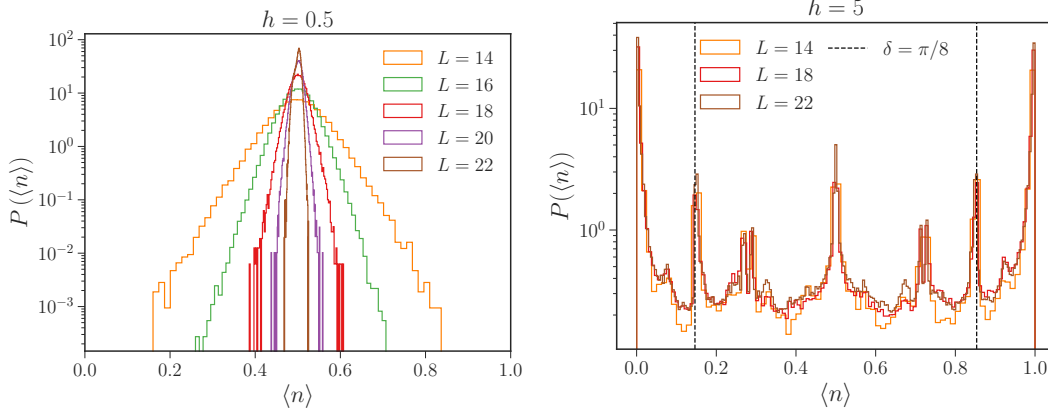


Figure 5: Left: density distribution $P(\langle n_i \rangle)$ in the thermal phase ($h = 0.5$). Right: density distribution in the MBL phase ($h = 5$). Distribution are drawn taking into account all sites and states around energy density $\epsilon = 0.5$. Dashed lines: $\langle n \rangle = \cos^2(\delta)$, $\langle n \rangle = \sin^2(\delta)$, $\delta = \pi/8$.

We start with the local density $\langle n_i \rangle$, where the average is taken over eigenstates at $\epsilon = 0.5$.

5.1.1 ETH phase

Fig. 5 (left) shows the local density in the ETH phase. As system size is increased, the fermionic density gets more sharply peaked at $\langle n_i \rangle = 1/2$, converging towards a Gaussian with vanishing variance for large enough system size, the expected behavior for a thermal system [52]. Physically, this simply means that the fermions are increasingly getting more homogeneously spread out over the whole chain.

5.1.2 MBL phase: apparition of secondary structures

The right panel of Fig. 5 shows the local density relatively deep in the MBL phase ($h = 5$) and where one can clearly see several peaks. In the large potential limit, the density operators n_i have increasingly large overlap with the local integrals of motion (commuting with the Hamiltonian) which are known to characterize the MBL phase [53]. This naturally produces symmetric peaks at $\langle n_i \rangle = 0, 1$ in the distribution of density, as observed in many simulations of MBL in spin chains (see e.g. [54]). Quite remarkably, we observe several secondary peaks which are absent in the standard MBL phase. Note also that they are not due to finite size effects.

Numerical characterization of the secondary density peaks Excluding the expected $\langle n \rangle = 0, 1$ peaks, the largest peak is at $\langle n \rangle = 0.5$. The next largest one is observed at $\langle n \rangle = \cos^2 \delta$ where δ is the “magic angle” $\delta \simeq \pi/8$. It has a symmetric partner at $\langle n \rangle = \sin^2 \delta$. Both “magic angle peaks” are marked by dashed vertical lines on the right panel of Fig. 5. As we are going to argue, the binary nature of the potential distribution, $h_i = \pm h$ is responsible for the appearance of these peaks.

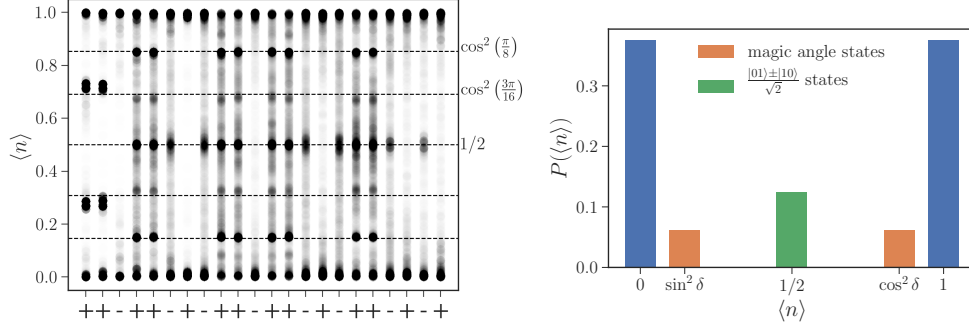


Figure 6: Left: Spatial distribution of the local fermionic density (darker means larger probability), for 5000 eigenstates at the middle of the spectrum, in the MBL phase at $h = 5$, for one of the 11 Fibonacci configurations of $L = 22$ sites. The chosen configuration is printed below the horizontal axis (+: $+h$ potential, -: $-h$ potential). Right: Density distribution for the toy model considered in the text.

The left panel of Fig. 6 shows the site-to-site variations of the fermionic density. We observe that magic angle densities are mainly located on couples of neighboring sites subject to the same external potential $+h$. Deep in the MBL phase, we can assume the eigenstates to describe disentangled, or at most pairwise entangled fermions. A simple ansatz for pairs of neighboring entangled sites accounting for these magical angle densities takes the following form

$$|\psi\rangle = \cos \delta |01\rangle \pm \sin \delta |10\rangle \quad (5)$$

with δ being a mixing angle ($\delta = \pi/8$ being the “magic” angle)². We find that this ansatz reproduces better and better the features of the numerically computed one-particle density matrix $\rho_{i,j} = \langle c_i^\dagger c_j \rangle$ as h and L are increased. To understand why such magic angle states appear in the first place, we now turn to a toy model.

Toy model for the magic angle states. Let us consider a simple model of 4 fermions on a 4 sites chain. Since the magic angle densities are observed on $+h, +h$ couples (see left panel of Fig. 6), which are always surrounded by $-h$, we chose for our toy model the following sequence of on-site potentials: $\{-h, +h, +h, -h\}$. We write the XXZ Hamiltonian as $H = H_0 + H_1$ where $H_0 = -\sum_i h_i n_i$ is the dominant part deep in the MBL phase. Treating H_1 perturbatively, we obtain that 4 of the 16 eigenstates are magic angle states of the form (5), with

$$\delta = \arctan \left(\sqrt{1 + \Delta^2} - \Delta \right). \quad (6)$$

²By symmetry, the state with the role of $|01\rangle$ and $|10\rangle$ exchanged is also a valid ansatz.

When $\Delta = 1$ we obtain $\delta = \pi/8$ as observed numerically. Among the remaining states, 4 are $(|01\rangle \pm |10\rangle)/\sqrt{2}$ states (Eq. (5) with $\delta = \pi/4$), and the other are product states. As shown on the right panel of Fig. 6, the $\delta = \pi/4$ states give rise to the $\langle n \rangle = 1/2$ density peak, while the magic angle states give rise to the magic angle peaks. All of the three kind of states contribute to the peaks at $\langle n \rangle = 0$ or 1.

Thus, our simple 4 sites model qualitatively reproduces the observed density distribution, and predicts the correct value for the “magic angle” δ . Moreover, adding more sites to the model and following the same perturbative approach, we are able to account for the other secondary peaks observed at $\delta \simeq 3\pi/16$ (right panel of Fig. 5).

Taking a step back, we observe that the existence of magic angle states stems from the binary nature of the Fibonacci potential, which causes the energy levels in the strong on-site potential limit to be highly degenerate. Hopping and interaction terms then couple states within a degenerate level, giving rise to the observed “magic angle states”. In the next paragraph, we argue that these states are also favored by the correlated nature of the Fibonacci modulation.

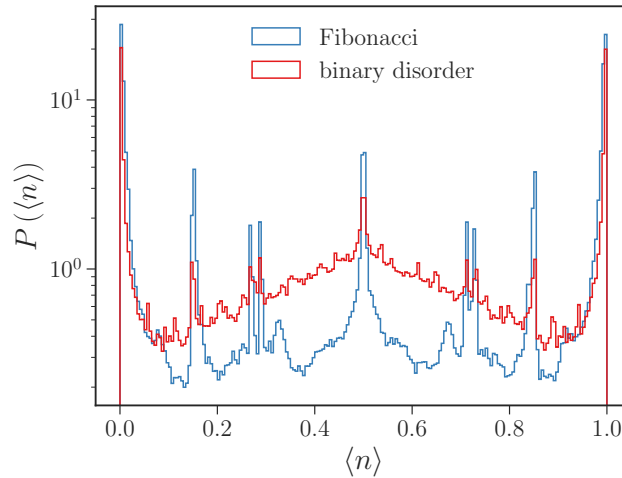


Figure 7: Comparison of Fibonacci and random binary disorder (shuffle) density distributions, for the system of $L = 22$ sites in the MBL regime at $h = 5$.

Secondary density peaks in a random chain It is natural to ask whether the secondary peaks are uniquely due to the discrete (binary) nature of the Fibonacci potential or if other specificities are involved. To answer this, we should consider an on-site potential which is still binary, but no longer follows the Fibonacci sequence. A possible choice is to shuffle the Fibonacci potentials, keeping the same fraction of $\pm h$ but destroying the quasiperiodic long-range order. This is equivalent to drawing the potential from a random distribution, with $P(+h) = 1/\tau$, $P(-h) = 1 - 1/\tau$ (with τ the golden ratio). In that case we also expect a many-body localization transition [19].

The right panel of Fig. 7 compares the density distribution in the Fibonacci and random cases, for the same potential strength. The largest secondary peaks are still visible in the random case, but are lower. Moreover, the smaller secondary peaks are not visible at all. We thus conclude that the secondary peak structure is not a specificity of the Fibonacci

modulation, but that the Fibonacci modulation favors the appearance of these peaks compared to the random modulation. This can be easily understood. Indeed, going back to the 4 sites toy model, one can show that the only on-site potential configurations that give rise to the magic angle states are the one allowed by the Fibonacci rule: $\{-h, +h, +h, -h\}$, and its symmetric partner obtained by exchanging $+h$ and $-h$. On the random chain considered here, these two configurations occur with a probability $2/\tau^6 \simeq 11\%$, while on the Fibonacci chain they occur at the higher frequency $(1/\tau)^3 \simeq 24\%$, due to the highly correlated nature of the Fibonacci modulation. This explains why the observed magic angle peak is less probable, but still present in the random case. To account for the other peaks observed in the Fibonacci case, we can take into account more than 4 sites (say L) in the toy model. While in the quasiperiodic case, there are about L allowed configurations of L potentials, there are exponentially more in the random case. Thus, assuming distinct configurations mainly contribute to different peaks, the probability that a given random configuration contributes to one of the Fibonacci secondary density peaks is exponentially suppressed as L is increased, implying in turn that in the random case only the largest secondary peaks remain visible.

5.2 Entanglement entropy

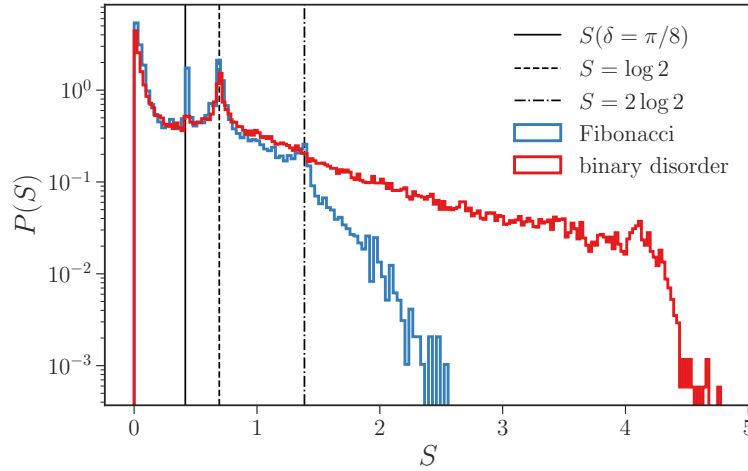


Figure 8: Distribution of the half-chain entanglement entropy, in the MBL phase ($h = 5$), with $L = 22$ sites and around energy density $\epsilon = 0.5$. For comparison, we superimpose to the Fibonacci case the distribution obtained when shuffling the Fibonacci potentials. Solid line: entropy of the “magic angle” states Eq. (5).

Fig. 8 displays the distribution of half-chain entanglement entropy, relatively deep in the MBL phase, both in the case of the Fibonacci potentials and in the case of the shuffled Fibonacci potentials (see section above). We find as expected that most eigenstates are weakly entangled, and the probability of finding large entanglement entropies decays exponentially. Besides the main peak at zero entanglement, several other peaks can again be distinguished on the top of the background, most notably for the Fibonacci sequence. Most of these peaks can be taken into account by again considering simple ansatz states where fermions are entangled

two-by-two across the entanglement cut. This state produces an entanglement entropy

$$S(\langle n \rangle) = -\langle n \rangle \log \langle n \rangle - (1 - \langle n \rangle) \log(1 - \langle n \rangle) \quad (7)$$

which depends on the fermion density $\langle n \rangle$ near the cut. The peak at entropy $S = \log 2$, also observed in the standard MBL phase [54], is reached when $\langle n \rangle = 1/2$. In this approximation, the density peak at $\langle n \rangle = 1/2$ [right panel of Fig. 5] contributes to the $S = \log 2$ peak of the entropy distribution (indicated by a dashed line on Fig. 8). Similarly, the “magic angle” states contribute to a peak in the entropy distribution at $S \simeq 0.42$ (indicated by a solid line on Fig. 8). In the binary disorder case, the magic angle density peak is much lower than in the Fibonacci case, and accordingly, the corresponding entropy magic angle peak is also much lower, and in fact barely visible in Fig. 8. The tail observed for $S \geq \log 2$ in Fig. 8 is due to entanglement of more than two fermions. The tail is fatter in the disordered case than in the Fibonacci case, hinting that, for the same potential strength, the Fibonacci system is more localized. Moreover, the Fibonacci entropy distribution is peaked at $S = 2 \log 2$, the maximal entropy for a system of 4 fermions. Although we spotted some regularities (this peak is observed only when the on-site potential sequence is $-h, h$ on both sides of the cut), we were not able to use the same toy model to account for this peak.

5.3 One-particle density matrix

The one-particle density matrix is defined for a given eigenvector $|\psi\rangle$ as $\rho_{i,j} = \langle \psi | c_i^\dagger c_j | \psi \rangle$. It was used to characterize the MBL transition [55], and was subsequently studied as a probe of the MBL physics [32, 56, 57]. The study of the one-particle density matrix is especially relevant in the Fibonacci case since it reveals signatures of its multifractality, as we are going to discuss now.

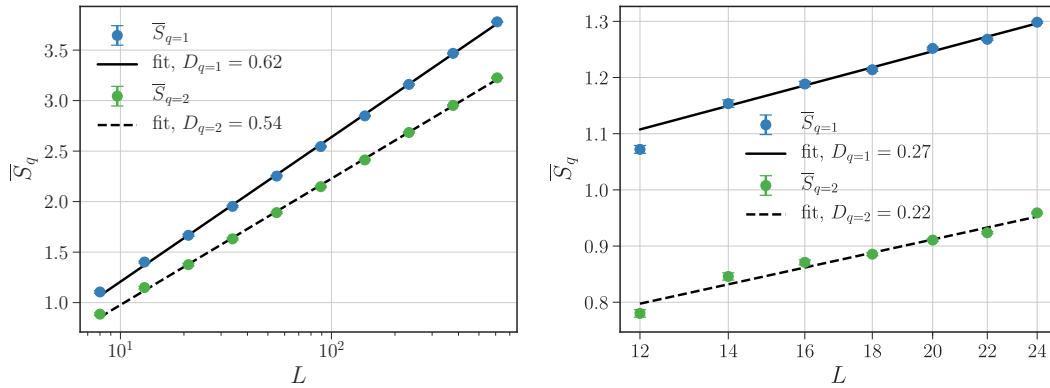


Figure 9: Scaling of the orbitals participation entropy \bar{S}_q with system size, for the free (left panel) and interacting (right panel) Fibonacci chains, at $h = 1$.

Free fermions In the absence of interactions, as discussed in Sec. 3, the Fibonacci model is critical in the sense that single-particle excitations are multifractal, and that transport is subdiffusive. As the right panel of Fig. 2 shows, the one-particle density matrix also bears signs of this multifractality. This is easily explained by the fact that the *natural orbitals*

defined as the eigenvectors of the density matrix, coincide with the single-particle excitations. More quantitatively, calling ϕ_α the natural orbital associated with the *occupation number* (eigenvalue of the density matrix) n_α , we introduce the participation entropy S_q of ϕ_α ³:

$$S_q(\phi_\alpha) = \frac{1}{1-q} \log \left(\sum_{i=1}^L |\phi_\alpha(i)|^{2q} \right). \quad (8)$$

The entropy scales as $S_q \sim D_q \times \log L + b_q$, with $D_q(\phi_\alpha)$ the fractal dimension of the orbital ϕ_α . If $D_q = 1$ (resp. $D_q = 0$), the orbital is said to be extended (resp. localized), while the intermediate case $0 < D_q < 1$ is the signature of (multi)fractality. In the following, we study the scaling of the participation entropy averaged over orbitals:

$$S_q = \frac{\sum_{\alpha=1}^L n_\alpha S_q(\phi_\alpha)}{\sum_{\alpha=1}^L n_\alpha}. \quad (9)$$

The left panel of Fig. 9 shows the scaling of the participation entropy, averaged over samples and high energy many-body eigenstates, in the free Fibonacci case, with potential strength $h = 1$. As expected, we observe non-trivial fractal dimensions $0 < D_q < 1$. The multifractal dimensions vary continuously with h , starting from $D_q(h = 0) = 1$ and decreasing to $D_q(h \rightarrow \infty) = 0$.

Interacting fermions In the MBL phase, the Hamiltonian writes as a sum of commuting localized degrees of freedom (the l-bits), and thus the natural orbitals must also be localized, as discussed in [32,57]. In the ETH phase however, nothing a priori forbids the natural orbitals to become multifractal or extended. In the case of the disordered XXZ chain, Ref. [55] argues that the natural orbitals are extended in the ETH phase. The right panel of Fig. 9 shows the scaling of the orbitals' entropy with system size. The scaling is compatible with a multifractal nature of the natural orbitals. We find multifractal dimensions substantially lower than in the free case at the same potential strength. This can be explained by the fact that while in the free case D_q vanishes only in the infinite potential strength limit $h \rightarrow \infty$, in the interacting case D_q must vanish in the MBL phase, i.e. for some finite potential strength h^* .

In conclusion, the natural orbitals are multifractal in the free Fibonacci case, as a direct consequence of the multifractality of the single-particle excitations. In the interacting case, the natural orbitals remain multifractal in the ETH phase ($h = 1$), at least up to the numerically accessible length scales. This hints at a possibly “multifractal ETH” phase, which remains to be explored. One possibility to confirm the persistence of multifractality in the interacting case, would be to study transport properties, which bear signatures of the Fibonacci multifractality in the non-interacting case [40].

6 Dynamical probes of many-body localization

In the MBL phase, part of the information contained in an initial state remains measurable at arbitrary large times, in contrast with the ETH phase where any local detail about the initial

³Notice that the entropies introduced in [32, 55] differ slightly from the ones we use here. However, we expect the scaling to be the same.

state is quickly lost. Hence, quench protocols are a natural and experimentally accessible [58] way of distinguishing between MBL and ETH phases.

In this part we study the quench dynamics through the properties of the time-evolved state $|\psi(t)\rangle = \exp(-iHt) |\psi(0)\rangle$. We use initial product states of the form $|\psi(0)\rangle = c_{i_1}^\dagger c_{i_2}^\dagger \dots |\text{vac}\rangle$, with $L/2$ excitations i_j , randomly chosen with the constraint that the average energy of the state is close to the energy of a thermal state at infinite temperature⁴. The time propagation is performed using Krylov-space techniques, on chains of up to $L = 24$ sites.

6.1 Imbalance

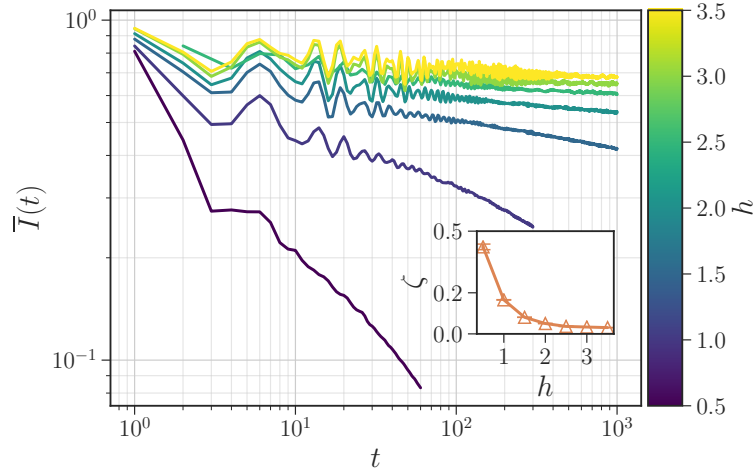


Figure 10: Imbalance as a function of time for various potential strengths, for random high energy initial product states on the chain of $L = 22$ sites. Inset: exponent of the power-law decay of the imbalance as a function of potential strength (see text).

We first examine the density imbalance (or density autocorrelation), defined as

$$I(t) = \frac{4}{L} \sum_{i=1}^L \left\langle \psi(0) \left| \left(n_i(t) - \frac{1}{2} \right) \left(n_i(0) - \frac{1}{2} \right) \right| \psi(0) \right\rangle. \quad (10)$$

While in the ETH phase the imbalance decays from its initial value $I(0) = 1$ to 0, in the MBL phase it saturates at a finite value, a signature that some information on the initial localization of the fermions is retained even at infinite time. Fig. 10 shows the time evolution of the imbalance, for a system of $L = 22$ sites, and for different potential strengths h . At low h , the imbalance is indeed seen to decay to 0, while at strong enough disorder ($h \gtrsim 2.5$) it saturates at a finite value. More quantitatively, at large times, we fit our data to a power-law decay of the form $I(t) \sim t^{-\zeta}$. The inset of Fig. 10 shows the exponent (extracted using the functional form given by Eq. (6) of [59]) as a function of h . The exponent approaches its diffusive value $\zeta = 1/2$ when $h \rightarrow 0$, and monotonously decreases as a function of h . It is expected to vanish (within error bars associated to the data and fitting procedure) in the vicinity of the MBL transition.

⁴In practice we randomly generate product states and take the N closest to the infinite temperature energy, with N chosen large enough for the imbalance variance to be small.

6.2 Entanglement growth

Starting again from a product state, the half-chain von Neumann entanglement entropy is initially 0 and increases as fermions become more and more entangled during the time evolution. The manner in which entanglement propagates can also be used as a probe of localization. In the ETH phase, we expect the entanglement entropy to grow quickly as $S(t) \propto t^{1/z}$ with $z = 1$ for "diffusive" [60], or $z > 1$ for subdiffusive systems [59], whereas the hallmark of the MBL phase is a slow logarithmic entanglement spreading $S(t) \propto \log t$ [61–63]. Conversely, in a (non-interacting) Anderson insulator, the entanglement entropy saturates at long time to a non thermal size-independent value.

Free Fibonacci chain In the absence of interaction, we observe (Fig. 11) that the entanglement entropy grows as a power-law: $S(t) \propto t^{1/z}$, with a monotonously increasing exponent, ranging from $z = 1$ in the clean limit ($h \ll 1$) to $z \rightarrow \infty$ in the strong quasiperiodicity limit ($h \gg 1$). This further confirms that the free Fibonacci chain is intermediate between an Anderson localized ($S(t) = \text{cst}$) and a delocalized ($S(t) \propto t$) system. Remark the presence of log-periodic oscillations on top of the dominant power-law behavior. Such oscillations are the hallmark of an underlying discrete scale-invariance [64], and were observed in other dynamical quantities, such as the mean square displacement of a wave packet [65, 66].

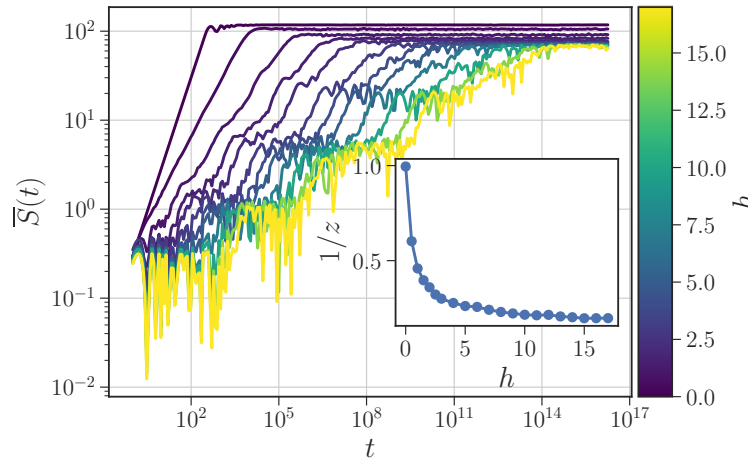


Figure 11: Free fermions entanglement as a function of time for various potential strengths, starting from random high energy initial product states on the chain of $L = 610$ sites. Inset: exponent of the power-law fit $S(t) \propto t^{1/z}$.

Interacting chain: Power-law growth in the ETH phase At very small disorder in the ETH regime, the entanglement entropy is expected to grow linearly: $S(t) \propto t$ [60]. However, when approaching the localization transition, renormalization group theories [67, 68] and effective models [15] predict that the dynamics can become subdiffusive in the presence of quenched disorder: $S(t) \propto t^{1/z}$. This subdiffusive behavior was numerically observed in the disordered case [10, 59, 69] not only close to the critical point but also deep in the ETH regime.

For the Fibonacci sequence, the upper left panel of Fig. 12 shows the entanglement as a function of time in log-log scale, for various potential strengths. At low disorder ($h \lesssim 2.5$), a clear power-law behavior is observed. The upper right panel of Fig. 12 shows the dynamical exponent $1/z$ obtained by fitting the entanglement entropy to the subdiffusive form above, for different system sizes. For $h \geq 3$ we were not able to identify time scales where the entropy has a clear power-law behavior. At very low potential the exponent z is close to unity, but continuously increases ($1/z$ decreases) as a function of h . In the vicinity of the transition point, $z(h)$ is predicted to diverge as a power-law in the case of quench disordered systems with Griffiths regions [68]. However, we are not able to observe this behavior here, presumably because of finite-size effects.

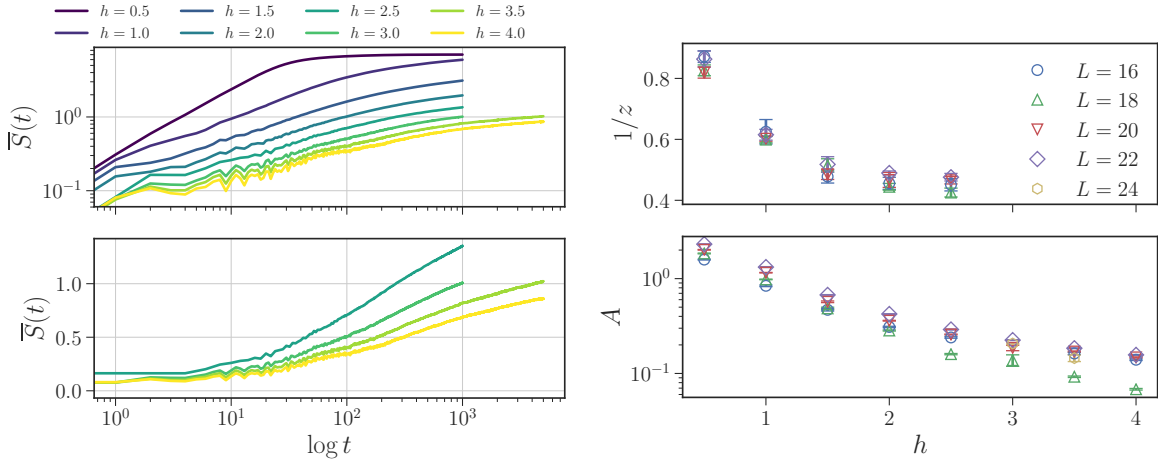


Figure 12: Left: Entanglement as a function of time, in log-log scale (upper panel) and in log-linear scale (lower panel), for the chain of $L = 22$ sites. Right: Best fits of the form $S(t) \propto t^{1/z}$ (upper panel) and $S(t) = A \log t$ (lower panel).

Logarithmic growth and MBL regime. In the MBL phase, one expects the interactions to slowly entangle the localized particles, resulting in a logarithmic growth of the entanglement entropy [63]. The lower left panel of Fig. 12 displays the entropy as a function of time in log-linear scale, for $h \geq 2.5$. The entropy is seen to grow logarithmically as a function of time at intermediate time scales, after an initial regime, and before reaching its saturation value. The logarithmic growth of the entanglement entropy is not easily seen, and in order to probe it more quantitatively, we display on the lower right panel of Fig. 12 the best fit of the entropy to a logarithmic form ($S(t) = A \log(t) + \text{cst}$) as a function of potential strength, for various system sizes.

In the ETH phase ($h \lesssim 2.5$), the entropy grows as a power-law, and thus a fit to a logarithmic form is not very good. We perform it nevertheless, in order to estimate the critical potential above which the entropy can be seen to grow logarithmically with time. For $h \lesssim 2.5$, we observe that the prefactor of the logarithm, A , increases linearly with system size: $A(h < h^*) \sim L$. This is easily explained: assuming a power-law growth of the entanglement, followed by a saturation, the best fit to a logarithmic growth occurs at a time t^* of the order of the saturation time: $t^* \sim L^z$. Thus, fitting to a logarithmic form yields $A = dS/d \log t|_{t=t^*} \sim L$, as claimed. However, if the entropy truly displays a logarithmic growth, one expects the

prefactor of the logarithm to saturate for a large enough system. This is what we observe⁵ for $h \gtrsim 2.5$, thus supporting the claim that the entropy grows logarithmically with time.

In conclusion, the dynamics of high energy product states is consistent with the standard picture of MBL: in the ETH phase, we observe a power-law decay of the density imbalance, together with a power-law growth of the entanglement entropy, while in the MBL phase the imbalance is seen to saturate to a finite value, and the entanglement entropy to grow logarithmically with time. Moreover, the analysis of the dynamics provides us with an estimate of the transition point ($2.5 \lesssim h^* \lesssim 3$) which is consistent with the one obtained from the analysis of eigenstates properties.

7 Conclusion

We have studied a model of interacting spinless fermions subject to the binary Fibonacci potential. In the non-interacting limit, the Fibonacci chain has been extensively studied as a paradigmatic model of quasiperiodicity: exhibiting multifractality, a somehow intermediate behavior between an Anderson localized and a delocalized system.

When interactions are added, we find that the system undergoes a many-body localization transition at a disordered strength $2 \leq h^* \leq 3.5$. Our claim is supported by the exact diagonalization study of static probes (spectral statistics, scaling of the entanglement entropy, statistics of local observables) as well as dynamic ones (entanglement growth and evolution of local observables following a quench).

In the ETH phase ($h \leq h^*$), we observe a sublinear scaling of the natural orbitals, compatible with a survival of the free fermions multifractality. Moreover, we find sub-diffusive dynamics for both imbalance and growth of entanglement entropy, a result which is a bit surprising as the Fibonacci potential is free of rare Griffiths regions, which are usually thought [15, 16] to cause such power-law behaviors. Ref. [70] found a similar subdiffusive behavior in a quasiperiodic system which also does not host rare events in the potential, even though this has been argued to be a transient finite-size effect [71].

At large potential strength ($h \geq h^*$), the Fibonacci MBL exhibits some specific features in the entanglement entropy and local observables, which we relate to the binary and long-range ordered nature of the Fibonacci modulation.

Future directions In this article we have studied the Fibonacci chain in the non-interacting limit, and at fixed interaction strength $\Delta = 1$. A possible follow up would be to draw the phase diagram in the (Δ, h) plane. It would in particular be interesting (albeit technically difficult) to understand the fate of the transition in the vicinity of the critical line $\Delta = 0$. Quasiperiodicity is usually encoded in the hopping terms [36, 38] or in the on-site potentials (this work). Another choice, which may result in new physical properties, is to encode quasiperiodicity in the interaction term.

The Fibonacci sequence studied here belongs to a family of aperiodic sequences [72, 73], which can be classified according to the amplitude of their geometrical fluctuations [74]. Accordingly, the low energy physics of such systems falls into the universality classes of clean or disordered systems, or can become non-universal [75, 76]. The high-energy physics studied

⁵Excluding the “anomalous” behavior of $L = 18$ data for which we have no explanation.

here in the context of the Fibonacci chain remains to be explored for the other members of the aperiodic sequences family.

Many experiments conducted with phonons [77], photons [78], microwaves [79], polaritons [80] and cold atoms [81] explore the properties of non-interacting quantum particles in a quasiperiodic landscape. A cold-atomic experimental setup has been proposed [82] to realize the Fibonacci sequence considered here, which could be used to probe the many-body physics discussed in our work.

Acknowledgements

We thank Fabian Heidrich-Meissner, Anuradha Jagannathan, Marco Tarzia, Jean-Marc Luck and Cécile Monthus for fruitful discussions. The shift-invert [13] and time-evolution computations were performed using the PETSc [83], SLEPc [84] and STRUMPACK [85, 86] libraries. Data analysis and plotting was performed using the NumPy, Pandas [87] and Matplotlib [88] libraries, which are part of the SciPy [89] ecosystem.

Funding information This work benefited from the support of the project THERMOLOC ANR-16-CE30-0023-02 of the French National Research Agency (ANR) and by the French Programme Investissements d’Avenir under the program ANR-11-IDEX-0002-02, reference ANR-10-LABX-0037-NEXT. We acknowledge PRACE for awarding access to HLRS’s Hazel Hen computer based in Stuttgart, Germany under grant number 2016153659, as well as the use of HPC resources from CALMIP (grants 2017-P0677 and 2018-P0677) and GENCI (grant x2018050225).

References

- [1] F. Evers and A. D. Mirlin, *Anderson transitions*, Rev. Mod. Phys. **80**, 1355 (2008), doi:[10.1103/RevModPhys.80.1355](https://doi.org/10.1103/RevModPhys.80.1355).
- [2] B. L. Altshuler, Y. Gefen, A. Kamenev and L. S. Levitov, *Quasiparticle Lifetime in a Finite System: A Nonperturbative Approach*, Phys. Rev. Lett. **78**, 2803 (1997), doi:[10.1103/PhysRevLett.78.2803](https://doi.org/10.1103/PhysRevLett.78.2803).
- [3] P. Jacquod and D. L. Shepelyansky, *Emergence of Quantum Chaos in Finite Interacting Fermi Systems*, Phys. Rev. Lett. **79**, 1837 (1997), doi:[10.1103/PhysRevLett.79.1837](https://doi.org/10.1103/PhysRevLett.79.1837).
- [4] I. V. Gornyi, A. D. Mirlin and D. G. Polyakov, *Interacting Electrons in Disordered Wires: Anderson Localization and Low-T Transport*, Phys. Rev. Lett. **95**, 206603 (2005), doi:[10.1103/PhysRevLett.95.206603](https://doi.org/10.1103/PhysRevLett.95.206603).
- [5] D. M. Basko, I. L. Aleiner and B. L. Altshuler, *Metal-insulator transition in a weakly interacting many-electron system with localized single-particle states*, Annals of Physics **321**, 1126 (2006), doi:[10.1016/j.aop.2005.11.014](https://doi.org/10.1016/j.aop.2005.11.014).
- [6] J. M. Deutsch, *Quantum statistical mechanics in a closed system*, Phys. Rev. A **43**, 2046 (1991), doi:[10.1103/PhysRevA.43.2046](https://doi.org/10.1103/PhysRevA.43.2046).

- [7] M. Srednicki, *Chaos and quantum thermalization*, Phys. Rev. E **50**, 888 (1994), doi:[10.1103/PhysRevE.50.888](https://doi.org/10.1103/PhysRevE.50.888).
- [8] J. Z. Imbrie, *Diagonalization and Many-Body Localization for a Disordered Quantum Spin Chain*, Phys. Rev. Lett. **117**, 027201 (2016), doi:[10.1103/PhysRevLett.117.027201](https://doi.org/10.1103/PhysRevLett.117.027201).
- [9] V. Ros, M. Müller and A. Scardicchio, *Integrals of motion in the many-body localized phase*, Nuclear Physics B **891**, 420 (2015), doi:[10.1016/j.nuclphysb.2014.12.014](https://doi.org/10.1016/j.nuclphysb.2014.12.014).
- [10] D. J. Luitz and Y. B. Lev, *The ergodic side of the many-body localization transition*, Annalen der Physik **529**, 1600350 (2017), doi:[10.1002/andp.201600350](https://doi.org/10.1002/andp.201600350).
- [11] D. A. Abanin and Z. Papić, *Recent progress in many-body localization*, Annalen der Physik **529**, 1700169 (2017), doi:[10.1002/andp.201700169](https://doi.org/10.1002/andp.201700169).
- [12] F. Alet and N. Laflorencie, *Many-body localization: An introduction and selected topics*, Comptes Rendus Physique (2018), doi:[10.1016/j.crhy.2018.03.003](https://doi.org/10.1016/j.crhy.2018.03.003).
- [13] F. Pietracaprina, N. Macé, D. J. Luitz and F. Alet, *Shift-invert diagonalization of large many-body localizing spin chains*, ArXiv: 1803.05395.
- [14] V. Khemani, S. P. Lim, D. N. Sheng and D. A. Huse, *Critical properties of the many-body localization transition*, Phys. Rev. X **7**, 021013 (2017), doi:[10.1103/PhysRevX.7.021013](https://doi.org/10.1103/PhysRevX.7.021013).
- [15] A. Nahum, J. Ruhman and D. A. Huse, *Dynamics of entanglement and transport in one-dimensional systems with quenched randomness*, Phys. Rev. B **98**, 035118 (2018), doi:[10.1103/PhysRevB.98.035118](https://doi.org/10.1103/PhysRevB.98.035118).
- [16] K. Agarwal, E. Altman, E. Demler, S. Gopalakrishnan, D. A. Huse and M. Knap, *Rare-region effects and dynamics near the many-body localization transition*, Annalen der Physik **529**, 1600326 (2017), doi:[10.1002/andp.201600326](https://doi.org/10.1002/andp.201600326).
- [17] P. Prelovšek, O. S. Barišić and M. Žnidarič, *Absence of full many-body localization in the disordered Hubbard chain*, Phys. Rev. B **94**, 241104 (2016), doi:[10.1103/PhysRevB.94.241104](https://doi.org/10.1103/PhysRevB.94.241104).
- [18] B. Tang, D. Iyer and M. Rigol, *Quantum quenches and many-body localization in the thermodynamic limit*, Phys. Rev. B **91**, 161109 (2015), doi:[10.1103/PhysRevB.91.161109](https://doi.org/10.1103/PhysRevB.91.161109).
- [19] J. Janarek, D. Delande and J. Zakrzewski, *Discrete disorder models for many-body localization*, Phys. Rev. B **97**, 155133 (2018), doi:[10.1103/PhysRevB.97.155133](https://doi.org/10.1103/PhysRevB.97.155133).
- [20] T. Enss, F. Andraschko and J. Sirker, *Many-body localization in infinite chains*, Phys. Rev. B **95**(4), 045121 (2017), doi:[10.1103/PhysRevB.95.045121](https://doi.org/10.1103/PhysRevB.95.045121).
- [21] Y. Bar Lev, D. R. Reichman and Y. Sagi, *Many-body localization in system with a completely delocalized single-particle spectrum*, Phys. Rev. B **94**, 201116 (2016), doi:[10.1103/PhysRevB.94.201116](https://doi.org/10.1103/PhysRevB.94.201116).
- [22] X. Li, D.-L. Deng, Y.-L. Wu and S. Das Sarma, *Statistical bubble localization with random interactions*, Phys. Rev. B **95**, 020201 (2017), doi:[10.1103/PhysRevB.95.020201](https://doi.org/10.1103/PhysRevB.95.020201).

- [23] P. Sierant, D. Delande and J. Zakrzewski, *Many-Body Localization for Randomly Interacting Bosons*, Acta Physica Polonica A **132**, 1707 (2017), doi:[10.12693/APhysPolA.132.1707](https://doi.org/10.12693/APhysPolA.132.1707).
- [24] A. Pal and D. A. Huse, *Many-body localization phase transition*, Phys. Rev. B **82**, 174411 (2010), doi:[10.1103/PhysRevB.82.174411](https://doi.org/10.1103/PhysRevB.82.174411).
- [25] D. J. Luitz, N. Laflorencie and F. Alet, *Many-body localization edge in the random-field heisenberg chain*, Phys. Rev. B **91**, 081103 (2015), doi:[10.1103/PhysRevB.91.081103](https://doi.org/10.1103/PhysRevB.91.081103).
- [26] S. Iyer, V. Oganessian, G. Refael and D. A. Huse, *Many-body localization in a quasiperiodic system*, Phys. Rev. B **87**, 134202 (2013), doi:[10.1103/PhysRevB.87.134202](https://doi.org/10.1103/PhysRevB.87.134202).
- [27] S. Ostlund, R. Pandit, D. Rand, H. J. Schellnhuber and E. D. Siggia, *One-dimensional Schrödinger equation with an almost periodic potential*, Phys. Rev. Lett. **50**, 1873 (1983), doi:[10.1103/PhysRevLett.50.1873](https://doi.org/10.1103/PhysRevLett.50.1873).
- [28] P. Kalugin, A. Y. Kitaev and L. Levitov, *Electron spectrum of a one-dimensional quasicrystal*, Sov. Phys. JETP **64**, 410 (1986).
- [29] J. M. Luck and D. Petritis, *Phonon spectra in one-dimensional quasicrystals*, Journal of Statistical Physics **42**, 289 (1986), doi:[10.1007/BF01127714](https://doi.org/10.1007/BF01127714).
- [30] M. Kohmoto, B. Sutherland and C. Tang, *Critical wave functions and a cantor-set spectrum of a one-dimensional quasicrystal model*, Phys. Rev. B **35**, 1020 (1987), doi:[10.1103/PhysRevB.35.1020](https://doi.org/10.1103/PhysRevB.35.1020).
- [31] D. L. Shepelyansky, *Coherent Propagation of Two Interacting Particles in a Random Potential*, Phys. Rev. Lett. **73**, 2607 (1994), doi:[10.1103/PhysRevLett.73.2607](https://doi.org/10.1103/PhysRevLett.73.2607).
- [32] S. Bera, T. Martynec, H. Schomerus, F. Heidrich-Meisner and J. H. Bardarson, *One-particle density matrix characterization of many-body localization*, Annalen der Physik **529**, 1600356 (2017).
- [33] N. P. Fogg, *Substitutions in dynamics, arithmetics and combinatorics*, Springer-Verlag, doi:[10.1007/b13861](https://doi.org/10.1007/b13861) (2002).
- [34] Q. Niu and F. Nori, *Spectral splitting and wave-function scaling in quasicrystalline and hierarchical structures*, Phys. Rev. B **42**, 10329 (1990), doi:[10.1103/PhysRevB.42.10329](https://doi.org/10.1103/PhysRevB.42.10329).
- [35] F. Iglói, R. Juhász and Z. Zimborás, *Entanglement entropy of aperiodic quantum spin chains*, EPL **79**, 37001 (2007).
- [36] J. M. Luck and T. M. Nieuwenhuizen, *A soluble quasi-crystalline magnetic model: The xy quantum spin chain*, EPL **2**, 257 (1986).
- [37] J. Hermisson, *Aperiodic and correlated disorder in xy chains: exact results*, Journal of Physics A: Mathematical and General **33**(1), 57 (2000).
- [38] A. P. Vieira, *Low-energy properties of aperiodic quantum spin chains*, Phys. Rev. Lett. **94**, 077201 (2005), doi:[10.1103/PhysRevLett.94.077201](https://doi.org/10.1103/PhysRevLett.94.077201).

- [39] S. Roche, G. Trambly de Laissardi re and D. Mayou, *Electronic transport properties of quasicrystals*, Journal of Mathematical Physics **38**, 1794 (1997), doi:[10.1063/1.531914](https://doi.org/10.1063/1.531914),
- [40] V. K. Varma, C. de Mulatier and M.  nidari , *Fractality in nonequilibrium steady states of quasiperiodic systems*, Phys. Rev. E **96**, 032130 (2017), doi:[10.1103/PhysRevE.96.032130](https://doi.org/10.1103/PhysRevE.96.032130).
- [41] N. Mac , A. Jagannathan, P. Kalugin, R. Mosseri and F. Pi chon, *Critical eigenstates and their properties in one- and two-dimensional quasicrystals*, Phys. Rev. B **96**, 045138 (2017), doi:[10.1103/PhysRevB.96.045138](https://doi.org/10.1103/PhysRevB.96.045138).
- [42] V. Oganesyan and D. A. Huse, *Localization of interacting fermions at high temperature*, Phys. Rev. B **75**, 155111 (2007), doi:[10.1103/PhysRevB.75.155111](https://doi.org/10.1103/PhysRevB.75.155111).
- [43] B. Bauer and C. Nayak, *Area laws in a many-body localized state and its implications for topological order*, Journal of Statistical Mechanics: Theory and Experiment P09005 (2013).
- [44] J. A. Kj ll, J. H. Bardarson and F. Pollmann, *Many-body localization in a disordered quantum ising chain*, Phys. Rev. Lett. **113**, 107204 (2014), doi:[10.1103/PhysRevLett.113.107204](https://doi.org/10.1103/PhysRevLett.113.107204).
- [45] D. N. Page, *Average entropy of a subsystem*, Phys. Rev. Lett. **71**, 1291 (1993), doi:[10.1103/PhysRevLett.71.1291](https://doi.org/10.1103/PhysRevLett.71.1291).
- [46] V. Khemani, D. N. Sheng and D. A. Huse, *Two universality classes for the many-body localization transition*, Phys. Rev. Lett. **119**, 075702 (2017), doi:[10.1103/PhysRevLett.119.075702](https://doi.org/10.1103/PhysRevLett.119.075702).
- [47] V. Oganesyan and D. A. Huse, *Localization of interacting fermions at high temperature*, Phys. Rev. B **75**, 155111 (2007), doi:[10.1103/PhysRevB.75.155111](https://doi.org/10.1103/PhysRevB.75.155111).
- [48] Y. Y. Atas, E. Bogomolny, O. Giraud and G. Roux, *Distribution of the Ratio of Consecutive Level Spacings in Random Matrix Ensembles*, Phys. Rev. Lett. **110**, 084101 (2013), doi:[10.1103/PhysRevLett.110.084101](https://doi.org/10.1103/PhysRevLett.110.084101).
- [49] A. S t , *Singular continuous spectrum on a cantor set of zero lebesgue measure for the fibonacci hamiltonian*, Journal of Statistical Physics **56**, 525 (1989).
- [50] C. Monthus, *Multifractality in the generalized Aubry-Andre quasiperiodic localization model with power-law hoppings or power-law Fourier coefficients*, Fractals (2018), doi:[10.1142/S0218348X19500075](https://doi.org/10.1142/S0218348X19500075).
- [51] A. Jagannathan, P. Jeena and M. Tarzia, *Nonmonotonic crossover and scaling behaviors in a disordered 1d quasicrystal*, ArXiv: 1809.06324.
- [52] W. Beugeling, R. Moessner and M. Haque, *Finite-size scaling of eigenstate thermalization*, Phys. Rev. E **89**, 042112 (2014), doi:[10.1103/PhysRevE.89.042112](https://doi.org/10.1103/PhysRevE.89.042112).
- [53] D. A. Huse, R. Nandkishore and V. Oganesyan, *Phenomenology of fully many-body-localized systems*, Phys. Rev. B **90**, 174202 (2014), doi:[10.1103/PhysRevB.90.174202](https://doi.org/10.1103/PhysRevB.90.174202).

- [54] S. P. Lim and D. N. Sheng, *Many-body localization and transition by density matrix renormalization group and exact diagonalization studies*, Phys. Rev. B **94**, 045111 (2016), doi:[10.1103/PhysRevB.94.045111](https://doi.org/10.1103/PhysRevB.94.045111).
- [55] S. Bera, H. Schomerus, F. Heidrich-Meisner and J. H. Bardarson, *Many-body localization characterized from a one-particle perspective*, Phys. Rev. Lett. **115**(4), 046603 (2015).
- [56] T. L. M. Lezama, S. Bera, H. Schomerus, F. Heidrich-Meisner and J. H. Bardarson, *One-particle density matrix occupation spectrum of many-body localized states after a global quench*, Phys. Rev. B **96**, 060202 (2017), doi:[10.1103/PhysRevB.96.060202](https://doi.org/10.1103/PhysRevB.96.060202).
- [57] B. Villalonga, X. Yu, D. J. Luitz and B. K. Clark, *Exploring one-particle orbitals in large many-body localized systems*, Phys. Rev. B **97**, 104406 (2018), doi:[10.1103/PhysRevB.97.104406](https://doi.org/10.1103/PhysRevB.97.104406).
- [58] M. Schreiber, S. S. Hodgman, P. Bordia, H. P. Lüschen, M. H. Fischer, R. Vosk, E. Altman, U. Schneider and I. Bloch, *Observation of many-body localization of interacting fermions in a quasirandom optical lattice*, Science **349**, 842 (2015), doi:[10.1126/science.aaa7432](https://doi.org/10.1126/science.aaa7432).
- [59] D. J. Luitz, N. Laflorencie and F. Alet, *Extended slow dynamical regime close to the many-body localization transition*, Phys. Rev. B **93**, 060201 (2016), doi:[10.1103/PhysRevB.93.060201](https://doi.org/10.1103/PhysRevB.93.060201).
- [60] H. Kim and D. A. Huse, *Ballistic Spreading of Entanglement in a Diffusive Nonintegrable System*, Phys. Rev. Lett. **111**, 127205 (2013), doi:[10.1103/PhysRevLett.111.127205](https://doi.org/10.1103/PhysRevLett.111.127205).
- [61] M. Žnidarič, T. Prosen and P. Prelovšek, *Many-body localization in the Heisenberg XXZ magnet in a random field*, Phys. Rev. B **77**, 064426 (2008), doi:[10.1103/PhysRevB.77.064426](https://doi.org/10.1103/PhysRevB.77.064426).
- [62] J. H. Bardarson, F. Pollmann and J. E. Moore, *Unbounded growth of entanglement in models of many-body localization*, Phys. Rev. Lett. **109**, 017202 (2012), doi:[10.1103/PhysRevLett.109.017202](https://doi.org/10.1103/PhysRevLett.109.017202).
- [63] M. Serbyn, Z. Papić and D. A. Abanin, *Universal slow growth of entanglement in interacting strongly disordered systems*, Phys. Rev. Lett. **110**, 260601 (2013), doi:[10.1103/PhysRevLett.110.260601](https://doi.org/10.1103/PhysRevLett.110.260601).
- [64] D. Sornette, *Discrete-scale invariance and complex dimensions*, Physics Reports **297**, 239 (1998), doi:[https://doi.org/10.1016/S0370-1573\(97\)00076-8](https://doi.org/10.1016/S0370-1573(97)00076-8).
- [65] I. Guarneri and G. Mantica, *Multifractal energy spectra and their dynamical implications*, Phys. Rev. Lett. **73**, 3379 (1994), doi:[10.1103/PhysRevLett.73.3379](https://doi.org/10.1103/PhysRevLett.73.3379).
- [66] S. Thiem, M. Schreiber and U. Grimm, *Wave packet dynamics, ergodicity, and localization in quasiperiodic chains*, Phys. Rev. B **80**, 214203 (2009), doi:[10.1103/PhysRevB.80.214203](https://doi.org/10.1103/PhysRevB.80.214203).
- [67] R. Vosk, D. A. Huse and E. Altman, *Theory of the many-body localization transition in one-dimensional systems*, Phys. Rev. X **5**, 031032 (2015), doi:[10.1103/PhysRevX.5.031032](https://doi.org/10.1103/PhysRevX.5.031032).

- [68] A. C. Potter, R. Vasseur and S. A. Parameswaran, *Universal properties of many-body delocalization transitions*, Phys. Rev. X **5**, 031033 (2015), doi:[10.1103/PhysRevX.5.031033](https://doi.org/10.1103/PhysRevX.5.031033).
- [69] Y. Bar Lev, G. Cohen and D. R. Reichman, *Absence of Diffusion in an Interacting System of Spinless Fermions on a One-Dimensional Disordered Lattice*, Phys. Rev. Lett. **114**, 100601 (2015), doi:[10.1103/PhysRevLett.114.100601](https://doi.org/10.1103/PhysRevLett.114.100601).
- [70] Y. B. Lev, D. M. Kennes, C. Klöckner, D. R. Reichman and C. Karrasch, *Transport in quasiperiodic interacting systems: From superdiffusion to subdiffusion*, EPL **119**, 37003 (2017), doi:[10.1209/0295-5075/119/37003](https://doi.org/10.1209/0295-5075/119/37003).
- [71] F. Setiawan, D.-L. Deng and J. H. Pixley, *Transport properties across the many-body localization transition in quasiperiodic and random systems*, Phys. Rev. B **96**, 104205 (2017), doi:[10.1103/PhysRevB.96.104205](https://doi.org/10.1103/PhysRevB.96.104205).
- [72] S. Aubry, C. Godrèche and J. M. Luck, *Scaling properties of a structure intermediate between quasiperiodic and random*, Journal of Statistical Physics **51**, 1033 (1988), doi:[10.1007/BF01014899](https://doi.org/10.1007/BF01014899).
- [73] C. Godrèche and J. M. Luck, *Indexing the diffraction spectrum of a non-pisot self-similar structure*, Phys. Rev. B **45**, 176 (1992), doi:[10.1103/PhysRevB.45.176](https://doi.org/10.1103/PhysRevB.45.176).
- [74] J. M. Luck, *A classification of critical phenomena on quasi-crystals and other aperiodic structures*, EPL (Europhysics Letters) **24**, 359 (1993).
- [75] A. P. Vieira, *Aperiodic quantum xxz chains: Renormalization-group results*, Phys. Rev. B **71**, 134408 (2005), doi:[10.1103/PhysRevB.71.134408](https://doi.org/10.1103/PhysRevB.71.134408).
- [76] A. P. Vieira and J. A. Hoyos, *Localization and emergent dimerization in aperiodic quantum spin chains*, arXiv preprint arXiv:1804.05108 (2018).
- [77] W. Steurer and D. Sutter-Widmer, *Photonic and phononic quasicrystals*, Journal of Physics D: Applied Physics **40**, R229 (2007).
- [78] Y. E. Kraus, Y. Lahini, Z. Ringel, M. Verbin and O. Zilberberg, *Topological states and adiabatic pumping in quasicrystals*, Phys. Rev. Lett. **109**, 106402 (2012), doi:[10.1103/PhysRevLett.109.106402](https://doi.org/10.1103/PhysRevLett.109.106402).
- [79] P. Vignolo, M. Bellec, J. Böhm, A. Camara, J.-M. Gambaudo, U. Kuhl and F. Mortessagne, *Energy landscape in a penrose tiling*, Phys. Rev. B **93**, 075141 (2016), doi:[10.1103/PhysRevB.93.075141](https://doi.org/10.1103/PhysRevB.93.075141).
- [80] D. Tanese, E. Gurevich, F. Baboux, T. Jacqmin, A. Lemaître, E. Galopin, I. Sagnes, A. Amo, J. Bloch and E. Akkermans, *Fractal energy spectrum of a polariton gas in a fibonacci quasiperiodic potential*, Phys. Rev. Lett. **112**, 146404 (2014), doi:[10.1103/PhysRevLett.112.146404](https://doi.org/10.1103/PhysRevLett.112.146404).
- [81] L. Guidoni, B. Dépret, A. di Stefano and P. Verkerk, *Atomic diffusion in an optical quasicrystal with five-fold symmetry*, Phys. Rev. A **60**, R4233 (1999), doi:[10.1103/PhysRevA.60.R4233](https://doi.org/10.1103/PhysRevA.60.R4233).

- [82] K. Singh, K. Saha, S. A. Parameswaran and D. M. Weld, *Fibonacci optical lattices for tunable quantum quasicrystals*, Phys. Rev. A **92**, 063426 (2015), doi:[10.1103/PhysRevA.92.063426](https://doi.org/10.1103/PhysRevA.92.063426).
- [83] S. Balay, S. Abhyankar, M. F. Adams, J. Brown, P. Brune, K. Buschelman, L. Dalcin, V. Eijkhout, W. D. Gropp, D. Kaushik, M. G. Knepley, D. A. May *et al.*, *PETSc Web page*, <http://www.mcs.anl.gov/petsc> (2018).
- [84] V. Hernandez, J. E. Roman and V. Vidal, *SLEPc: A scalable and flexible toolkit for the solution of eigenvalue problems*, ACM Trans. Math. Software **31**, 351 (2005).
- [85] P. Ghysels, X. Li, F. Rouet, S. Williams and A. Napov, *An Efficient Multicore Implementation of a Novel HSS-Structured Multifrontal Solver Using Randomized Sampling*, SIAM J. Sci. Comput. **38**, S358 (2016), doi:[10.1137/15M1010117](https://doi.org/10.1137/15M1010117).
- [86] P. Ghysels, X. S. Li, C. Gorman and F. H. Rouet, *A Robust Parallel Preconditioner for Indefinite Systems Using Hierarchical Matrices and Randomized Sampling*, In *2017 IEEE International Parallel and Distributed Processing Symposium (IPDPS)*, pp. 897–906, doi:[10.1109/IPDPS.2017.21](https://doi.org/10.1109/IPDPS.2017.21) (2017).
- [87] W. McKinney, *Data Structures for Statistical Computing in Python* In *Proceedings of the 9th Python in Science Conference*, pp. 51–56, (2010).
- [88] J. D. Hunter, *Matplotlib: A 2d graphics environment*, Computing In Science & Engineering **9**, 90 (2007), doi:[10.1109/MCSE.2007.55](https://doi.org/10.1109/MCSE.2007.55).
- [89] E. Jones, T. Oliphant and P. Peterson, *SciPy: Open source scientific tools for Python*, www.scipy.org (2001).