

YOU ONLY SEARCH ONCE: SINGLE SHOT NEURAL ARCHITECTURE SEARCH VIA DIRECT SPARSE OPTIMIZATION

Xinbang Zhang*

Institute of Automation, Chinese Academy of Sciences
xinbang.zhang@nlpr.ia.ac.cn

Zehao Huang & Naiyan Wang

TuSimple
{zehaohuang18, winsty}@gmail.com

ABSTRACT

Recently Neural Architecture Search (NAS) has aroused great interest in both academia and industry, however it remains challenging because of its huge and non-continuous search space. Instead of applying evolutionary algorithm or reinforcement learning as previous works, this paper proposes a Direct Sparse Optimization NAS (DSO-NAS) method. In DSO-NAS, we provide a novel model pruning view to NAS problem. In specific, we start from a completely connected block, and then introduce scaling factors to scale the information flow between operations. Next, we impose sparse regularizations to prune useless connections in the architecture. Lastly, we derive an efficient and theoretically sound optimization method to solve it. Our method enjoys both advantages of differentiability and efficiency, therefore can be directly applied to large datasets like ImageNet. Particularly, On CIFAR-10 dataset, DSO-NAS achieves an average test error 2.84%, while on the ImageNet dataset DSO-NAS achieves 25.4% test error under 600M FLOPs with 8 GPUs in 18 hours.

1 INTRODUCTION

With no doubt, Deep Neural Networks (DNN) have been the engines for the AI renaissance in recent years. Dating back to 2012, DNN based methods have refreshed the records for many AI applications, such as image classification (Krizhevsky et al. (2012); Szegedy et al. (2015); He et al. (2016)), speech recognition (Hinton et al. (2012); Graves et al. (2013)) and Go Game (Silver et al. (2016; 2017)). Considering its amazing representation power, DNNs have shifted the paradigm of these applications from manually designing the features and stagewise pipelines to end-to-end learning. Although DNNs have liberated researchers from such feature engineering, another tedious work has emerged – “network engineering”. In most cases, the neural networks need to be designed based on the specific tasks, which again leads to endless hyperparameters tuning and trails. Therefore, designing a suitable neural network architecture still requires considerable amounts of expertise and experience.

To democratize the techniques, Neural Architecture Search (NAS) or more broadly, AutoML has been proposed. There are mainly two streams for NAS: The first one is to follow the pioneering work Zoph & Le (2017), which proposed a reinforcement learning algorithm to train an Recurrent Neural Network (RNN) controller that generates coded architectures (Zoph et al. (2018); Pham et al. (2018)). The second one is the evolutionary algorithm, which iteratively evaluates and proposes new models for evaluation (Real et al. (2017); Stanley & Miikkulainen (2002)). Despite their impressive performance, the search processes are incredibly resource-hungry and unpractical for large datasets like ImageNet, though some acceleration methods have been proposed (Zhong et al. (2018); Pham et al. (2018)). Very recently, DARTS (Liu et al. (2018b)) proposed a gradient-based method in which the connections are selected by a softmax classifier. Although DARTS achieves decent performance with great acceleration, its search space is still limited to fix-length coding and block-sharing search as in previous works.

*The work was done when Xinbang Zhang was intern in TuSimple.

In this work, we take another view to tackle these problems. We reformulate NAS as pruning the useless connections from a large network which contains the complete network architecture hypothesis space. Thus only one single model is trained and evaluated. Since the network structure is directly optimized during training, we call our method Direct Sparse Optimization NAS (DSO-NAS). We further demonstrate that this sparse regularized problem can be efficiently optimized by a modified accelerated proximal gradient method opposed to the inefficient reinforcement learning or revolutionary search. Notably, DSO-NAS is much simpler than the existing search methods as it unifies the neural network weight learning and architecture search into one single optimization problem. DSO-NAS does not need any controller (Zoph & Le (2017); Zoph et al. (2018); Pham et al. (2018)) or performance predictor (Liu et al. (2018a)) or relaxation of the search space (Zoph & Le (2017); Zoph et al. (2018); Pham et al. (2018); Liu et al. (2018b)). As a result of the efficiency and simplicity, *DSO-NAS first demonstrate that NAS can be directly applied to large datasets like ImageNet with no block structure sharing*. Our experiments shows that DSO-NAS can achieve 2.84% average test error on CIFAR-10, as well as top-1 error 25.4% on ImageNet with FLOPs (the number of multiply-adds) under 600M.

In summary, our contributions can be summarized as follows:

- We propose a novel model pruning formulation for neural architecture search based on sparse optimization. Only one model needs to be trained during the search.
- We propose a theoretically sound optimization method to solve this challenging optimization problem both effectively and efficiently.
- We demonstrate the results of our proposed method are competitive or better than other NAS methods, while significantly simplifying and accelerating the search process.

2 RELATED WORKS

In this section, we briefly review two research fields that may be related to our work.

2.1 NETWORK PRUNING

Network pruning is a widely used technique for model acceleration and compression. The early works of pruning focus on removing unimportant connections (LeCun et al. (1990); Hassibi & Stork (1993); Han et al. (2015); Guo et al. (2016)). Though connection level pruning can yield effective compression, it is hard to harvest actual computational savings because modern GPU cannot utilize the irregular weights well. To tackle this issue, a significant amount of works on structure pruning have been proposed. For neuron level pruning, several works prune the neurons directly by evaluating the importance of neuron based on specific criteria (Hu et al. (2016); Li et al. (2017); Mariet & Sra (2016); Liu et al. (2017)). More generally, Wen et al. (2016) proposed sparse structure learning. They adopted group sparsity on multiple structures of networks, including filter shapes, channels and layers. Recently, Huang & Wang (2018) proposed a simpler way for structure pruning. They introduced scaling factors to the outputs of specific structures (neural, groups or block) and apply sparse regularizations on them. After training, structures with zero scaling factors can be safely removed. Compared with (Wen et al. (2016)), the proposed method is more effective and stable. In this work, we extend (Huang & Wang (2018)) into a more general and harder case, neural architecture search.

2.2 NEURAL ARCHITECTURE SEARCH

Recently, there has been growing interest in developing methods to generate neural network architecture automatically. One heavily investigated direction is evolutionary algorithm (Meyer-Lee et al.; Miller et al. (1989); Real et al. (2017); Stanley & Miikkulainen (2002)). They designed the modifications like inserting layers, changing filter sizes or adding identity mapping as the mutations in evolution. Not surprisingly, their methods are usually computationally intensive and less practical in large scale. Another popular direction is to utilize reinforcement learning with an RNN agent to design the network architecture. The pioneering work (Zoph & Le (2017)) applies an RNN network as the controller to sequentially decide the type, parameters of layers. Then the controller is trained by RL with the reward designed as the accuracy of the proposed model. Although it achieves

remarkable results, it needs 800 GPUs to get such results, which is not affordable for broad applications. Based on this work, several methods have been proposed to accelerate the search process by limiting the search space (Zoph et al. (2018)), early stopping with performance prediction (Zhong et al. (2018)), progressive search (Liu et al. (2018a)) or weight sharing (Pham et al. (2018)). Despite their success, the above methods treat the search of network architecture as a black-box optimization problem, besides the search spaces of them are limited due to the fixed-length coding of architecture.

Our most related work is a gradient based method DARTS (Liu et al. (2018b)). In DARTS, a special parameter a is applied on every connection and updated during training process. A Softmax classifier is then applied to select the connection to be used for nodes. However, the search space of DARTS is also limited: every operation can only have exactly two inputs; the number of nodes are fixed within a block.

3 PROPOSED METHOD

In this section, we will elaborate the details of our proposed method. We start with the intuition and motivations, then followed by the design of search space and the formulation of our method. Lastly, we will describe the optimization and training details.

3.1 MOTIVATIONS

The idea of DSO-NAS follows the observation that the architecture space of neural network (or a micro structure in it) can be represented by a completely connected Directed Acyclic Graph (DAG). Any other architecture in this space can be represented by a sub-graph of it. In other words, a specific architecture can be obtained by selecting a subset of edges and nodes in the full graph. Prior works (Zoph & Le (2017), Liu et al. (2018a), Liu et al. (2018b)) focus on searching the architecture of two types of blocks, convolution block and reduction block. Following the idea of micro structure searching, we adopt the complete graph to represent the search space of an individual block. Then the final network architecture can be represented by a stacking of blocks with residual connections. Fig. 1 illustrates an exemplar DAG of a specific block, whose nodes and edges represent local computation \mathcal{O} and information flow respectively.

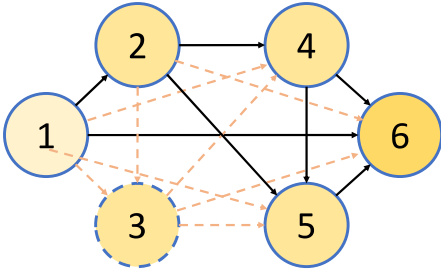


Figure 1: The whole search space can be represented by a completely connected DAG. Here node 1 and 6 are the input and output node, respectively. The dashed line and dashed circle represent that the corresponding connections and nodes are removed. For example, the initial output of node 5 can be calculated by $\mathbf{h}^{(5)} = \mathcal{O}^{(5)}(\sum_{j=1}^4 \mathbf{h}^{(j)})$, while it becomes $\mathbf{h}^{(5)} = \mathcal{O}^{(5)}(\mathbf{h}^{(2)} + \mathbf{h}^{(4)})$ for the pruned sub-graph.

For a DAG with T nodes, the output of i th node $\mathbf{h}^{(i)}$ can be calculated by transforming the sum of all the outputs of the predecessors, $\mathbf{h}^{(j)}$, $j < i$, by the local operation $\mathcal{O}^{(i)}$, namely:

$$\mathbf{h}^{(i)} = \mathcal{O}^{(i)}\left(\sum_{j=1}^{i-1} \mathbf{h}^{(j)}\right). \quad (1)$$

Then the structure search problem can be reformulated as an edge pruning problem. In the search procedure, we remove useless edges and nodes in the full DAG, leaving the most important structures. To achieve this goal, we apply scaling factors on every edge to scale the output of each node. Then Eqn. 1 can be modified to:

$$\mathbf{h}^{(i)} = \mathcal{O}^{(i)}\left(\sum_{j=1}^{i-1} \lambda_{(j)}^{(i)} \mathbf{h}^{(j)}\right), \quad (2)$$

where $\lambda_{(j)}^{(i)}$ is the scaling factor applied on the information flow from node j to i . Then we apply sparse regularizations on scaling parameters to force some of them to be zero in search. Intuitively, if $\lambda_{(j)}^{(i)}$ is zero, the corresponding edge can be removed safely and isolated nodes can also be pruned as no contribution is made.

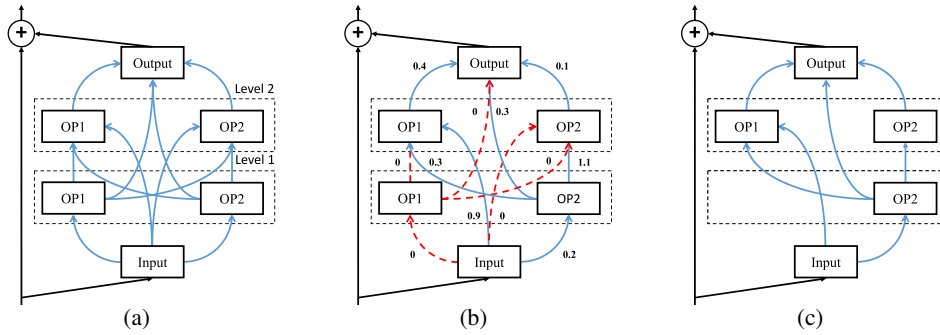


Figure 2: An example of search block, which has two levels with two operations: (a) The completely connected block. (b) In the search process, we jointly optimize the weights of neural network and the λ associated with each edge. (c) The final model after removing useless connections and operations.

3.2 SEARCH SPACE

DSO-NAS can search the structure of each building block in DNN, and then share it for all the blocks in the DNN, just as all previous works did. It can also directly search the whole network structure without block sharing, while still keeping a competitive searching time. In the following, we will discuss the search space of each individual block first, and then specify the entire macro-structure.

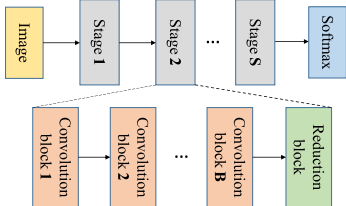
A block consists of M sequential levels which are composed of N different kinds of operations. In each block, every operation has connections with all the operations in the former levels and the input of the block. Also, the output of the block is connected with all operations in the block. Then for each connection, we scale its output by a multiplier λ , and imposing a sparse regularization on it. After optimization, the final architecture is generated by pruning the connections whose corresponding λ are zero and all isolated operations. The procedure of the block search is illustrated in Fig. 2. Formally, the output of the j -th operation in i -th layer of b -th block $\mathbf{h}_{(b,i,j)}$ is computed as:

$$\mathbf{h}_{(b,i,j)} = \mathcal{O}_{(b,i,j)} \left(\sum_{m=1}^{i-1} \sum_{n=1}^N \lambda_{(b,m,n)}^{(i,j)} \mathbf{h}_{(b,m,n)} + \lambda_{(b,0,0)}^{(i,j)} \mathbf{O}_{(b-1)} \right), \quad (3)$$

where $\mathcal{O}_{(b,i,j)}$ is the transformation of the j -th operation in i -th layer of b -th block, $\lambda_{(b,m,n)}^{(i,j)}$ is the scaling factor from node $\mathbf{h}_{(b,m,n)}$ to $\mathbf{h}_{(b,i,j)}$, and $\mathbf{O}_{(b-1)}$ is the output of the $(b-1)$ -th block. Here we note $\mathbf{h}_{(b,0,0)} = \mathbf{O}_{(b-1)}$ as the input node and $\mathbf{h}_{(b,M+1,0)} = \mathbf{O}_{(b)}$ as the output node of b -th block, respectively. The operation in the m -th layer may have $(m-1)N + 1$ inputs. Note that the connections between operations and the output of block are also learnable. The output of the b -th block $\mathbf{O}_{(b)}$ is obtained by applying a reduction operation (concatenation followed by a convolution with kernel size 1×1) \mathcal{R} to all the nodes that have contribution to the output:

$$\mathbf{O}_{(b)} = \mathcal{R} \left(\lambda_{(b,1,1)}^{(M+1,0)} \mathbf{h}_{(b,1,1)}, \lambda_{(b,1,2)}^{(M+1,0)} \mathbf{h}_{(b,1,2)}, \dots, \lambda_{(b,m,n)}^{(M+1,0)} \mathbf{h}_{(b,m,n)}, \dots, \lambda_{(b,M,N)}^{(M+1,0)} \mathbf{h}_{(b,M,N)} \right) + \mathbf{O}_{(b-1)}, \quad m \in [1, M], n \in [1, N] \quad (4)$$

where identity mapping is applied in case all operations are pruned. The structure of whole network is shown in Fig. 3: a network consists of S stages with B convolution blocks in every stage. Reduction block is located at the end of stage except for the last stage. We try two search spaces: (1) the share search space where λ is shared among blocks. (2) the full search space where λ in different blocks are updated independently.



We use the Conv-Bn-ReLU order for convolutional operations and adopt following four kinds of operations in convolution block:

- Separable convolution with kernel 3×3
- Separable convolution with kernel 5×5

Figure 3: The structure of network.

- Average pooling with kernel 3×3
- Max pooling with kernel 3×3

As for reduction block, we simply use convolution with kernel size 1×1 and 3×3 , and apply them with a stride of 2 to reduce the size of feature map and double the number of filters. The outputs of reduction block can be calculated by adding the outputs of two convolutions.

The task of searching blocks therefore reduces to learning λ on every edges, which can be formulated as:

$$\min_{\mathbf{W}, \lambda} \frac{1}{K} \sum_{i=1}^K \mathcal{L}(\mathbf{y}_i, \text{Net}(\mathbf{x}_i, \mathbf{W}, \lambda)) + \delta \|\mathbf{W}\|_F^2 + \gamma \|\lambda\|_1, \quad (5)$$

where \mathbf{x}_i and \mathbf{y}_i are input data and label respectively, K denotes the number of training samples, \mathbf{W} represents the weights of network. δ and γ represent the weight of regularization, respectively.

3.3 OPTIMIZATION AND TRAINING

The sparse regularization of λ induces great difficulties in optimization, especially in the stochastic setting in DNN. Though heuristic thresholding could work, the optimization is unstable and without theoretical analysis. Fortunately, a recently proposed method Sparse Structure Selection (SSS) (Huang & Wang (2018)) solved this challenging problem by modifying a theoretically sound optimization method Accelerated Proximal Gradient (APG) method, by reformulating it to avoid redundant forward and backward in calculating the gradients:

$$\mathbf{z}(t) = \lambda_{(t-1)} - \eta_{(t)} \nabla \mathcal{G}(\lambda_{(t-1)}) \quad (6)$$

$$\mathbf{v}(t) = \mathcal{S}_{\eta_{(t)}\gamma}(\mathbf{z}(t)) - \lambda_{(t-1)} + \mu_{(t-1)}\mathbf{v}_{(t-1)} \quad (7)$$

$$\lambda(t) = \mathcal{S}_{\eta_{(t)}\gamma}(\mathbf{z}(t)) + \mu_{(t)}\mathbf{v}(t) \quad (8)$$

where t is the number of iterations, $\mathcal{S}_{\eta_{(t)}\gamma}$ represents the soft-threshold operator as $\mathcal{S}_{\alpha}(\mathbf{z})_i = \text{sign}(z_i)(|z_i| - \alpha)_+$, $\eta_{(t)}$ represents gradient step size and μ is the momentum. In (Huang & Wang (2018)), the authors named it as APG-NAG. The weights \mathbf{W} and λ are updated using NAG and APG-NAG jointly on the same training set. However, APG-NAG cannot be directly applied in our algorithm since DNN usually overfits the training data in some degree. Different from pruning, which the search space is usually quite limited, the search space in NAS is much more diverse and huge. If the structure is learned on such overfitting model, it will generalize badly on the test set.

To avoid this problem, we divide training data into two parts: training set for \mathbf{W} and for λ separately. This configuration guarantees that the λ (i.e. network structure) is learned on a different subset of training data which is not seen during the learning of \mathbf{W} . Therefore, the sample distribution in the structure learning is more similar to that in testing, which may lead to better performance.

3.4 INCORPORATING DIFFERENT BUDGETS

Hand-crafted network usually incorporates many domain knowledge. For example, as highlighted in (Ma et al. (2018)), memory access may be the bottleneck for lightweight network on GPU because the use of separable convolution. Our method can easily consider these priors in the search by adaptively adjust the γ for each connection.

The first example is to balance the FLOPs for each block. As indicated in (Jastrzebski et al. (2018)), most intense changes of the main branch flow of ResNet are concentrated after reduction block. In our experiments, we empirically find that the complexity of the block after each reduction block is much higher than the others' if all γ are fixed. Consequently, to balance of FLOPs among different blocks we adjust the regularization weight for the λ , γ^t at iteration t adaptively according to the FLOPs of block:

$$\gamma^t = \frac{\text{FLOPs}^t}{\text{FLOPs}_{\text{block}}} \gamma, \quad (9)$$

where $\text{FLOPs}_{\text{block}}$ represents the FLOPs of the completely connected block and FLOPs^t , which can be calculated based on λ , represents the FLOPs of the kept operations at iteration t for a block.

Using this simple strategy, we can smooth the distribution of FLOPs by penalizing λ according to the FLOPs of the block. We call this method *Adaptive FLOPs* in the following.

The second example is to incorporate specific computation budget such as Memory Access Cost (MAC). Similarly, the γ applied on the n -th operation in m -th level at iteration t is calculated by:

$$\gamma_{(m,n)}^t = \frac{\text{MAC}_{(m,n)}}{\text{MAC}_{max}^t} \gamma, \quad (10)$$

where $\text{MAC}_{(m,n)}^t$ represents MAC of the n th operation in m level, and MAC_{max} represents the maximum MAC in network. Using this strategy, DSO-NAS can generate architectures with better performance under same budget of MAC. We call this method *Adaptive MAC* in the following.

4 EXPERIMENTS

In this section, we first introduce the implementation details of our method, then followed by results on CIFAR-10 and ImageNet datasets. At last, we analyze each design component of our method in detail.

4.1 IMPLEMENTATION DETAILS

The pipeline of our method consists of three stages:

1. Training the completely connected network for several epochs to get a good weights initialization.
2. Searching network architecture from the pretrained model.
3. Training the final architecture from scratch and evaluating on test dataset.

In the first two stages, the scaling parameters in batch normalization layers are fixed to one to prevent affecting the learning of λ . After step two, we adjust the number of filters in each operation by a global width multiplier to satisfy the computation budget, and then train the network from scratch as done in (Pham et al. (2018)).

For benchmark, we test our algorithm on two standard datasets, CIFAR-10 (Krizhevsky & Hinton (2009)) and ImageNet LSVRC 2012 (Russakovsky et al. (2015)). We denote the model searched with and without block sharing as *DSO-NAS-share* and *DSO-NAS-full*, respectively. In each block, we set number of level $M = 4$, the number of operation $N = 4$ as four kinds of operation are applied for both CIFAR and ImageNet experiments indicated in Sec. 3.2.

For the hyper-parameters of optimization algorithm and weight initialization, we follow the setting of (Huang & Wang (2018)). We set the weight decay of \mathbf{W} to 0.0001. The momentum is fixed to 0.9 for both NAG and APG-NAG. All the experiments are conducted in MXNet (Chen et al. (2015)). We will release our codes if the paper is accepted.

4.2 CIFAR

The CIFAR-10 dataset consists of 50000 training images and 10000 testing images. As described in Sec.3.3, we divide the training data into two parts: 25000 for training of weights and rest 25000 for structure. During training, standard data pre-processing and augmentation techniques (Xie et al. (2017)) are adopted. The mini-batch size is 128 on 2 GPUs. Firstly, we pre-train the full network for 120 epochs, and then search network architecture until convergence (120 epochs), both with constant learning rate 0.1. The network adopted in CIFAR-10 experiments consists of three stages, and each stage has eight convolution blocks and one reduction block. Adaptive FLOPs (see section 3.3) is applied in the search. It costs about half days with two GPUs for the search.

After search, we train the final model from scratch with the same setting of (Pham et al. (2018)). Additional improvements including dropout (Srivastava et al. (2014)) with probability 0.6, cutout (DeVries & Taylor (2017)) with size 16, drop path (Larsson et al. (2016)) with probability 0.5, auxiliary towers located at the end of second stage (Lee et al. (2015)) with weight 0.4 are also adopted during training.

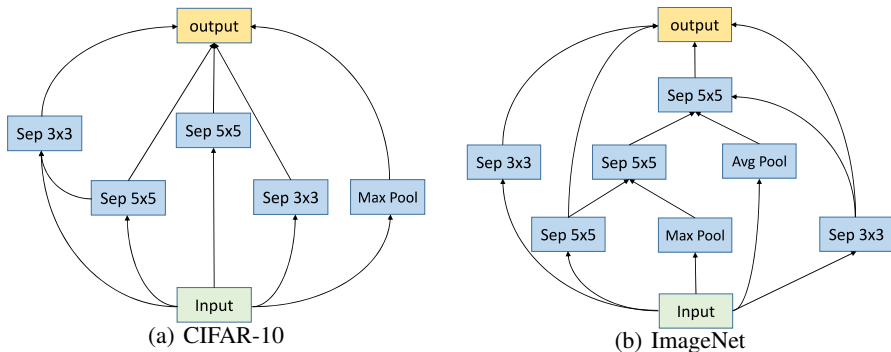


Figure 4: Block structures learned on different dataset.

Table 1: Comparison with state-of-the-art NAS methods on CIFAR-10.

Architecture	Test Error	Params(M)	Search Cost (GPU days)	Search Method
DenseNet	3.46	25.6	-	manual
NASNet-A + c/o (Zoph et al. (2018))	2.65	3.3	1800	RL
AmoebaNet-A (Real et al. (2018))	3.34	3.2	3150	evolution
AmoebaNet-B + c/o (Real et al. (2018))	2.55	2.8	3150	evolution
PNAS (Liu et al. (2018a))	3.41	3.2	150	SMBO
ENAS + c/o (Pham et al. (2018))	2.89	4.6	0.5	RL
DARTS + c/o (Liu et al. (2018b))	2.83	3.4	4	gradient
DSO-NAS-share+c/o	2.84 ± 0.07	3.0	1	gradient
DSO-NAS-full+c/o	2.95 ± 0.12	3.0	1	gradient
random-share + c/o	3.58 ± 0.21	3.4 ± 0.1	-	-
random-full + c/o	3.52 ± 0.19	3.5 ± 0.1	-	-

Table 1 shows the performance of our searched models, including DSO-NAS-full and DSO-NAS-share, where "c/o" represents evaluate model with cutout technique. We report the mean and standard deviation of five independent runs. Due to limited space, we only show the block structure of DSO-NAS-share in Fig. 4(a). We also compare the simplest yet still effective baseline – random structure, both our DSO-NAS-share and DSO-NAS-full yield much better performance with less parameters. Comparing with other state-of-the-art methods, our method demonstrates competitive results with similar or less parameters while costing only one GPU day.

4.3 ILSVRC 2012

In the ILSVRC 2012 experiments, we conduct data augmentation based on the publicly available implementation of 'fb.resnet'¹. Since this dataset is much larger than CIFAR-10, the training dataset is divided into two parts: 4/5 for training weights and 1/5 for training structure. In the pre-training stage, we train the whole network for 30 epochs with learning rate 0.1, weight decay 4×10^{-5} . The mini-batch size is 256 on 8 GPUs. The same setting is adopted in the search stage, which costs about 0.75 days with 8 GPUs.

After search, we train the final model from scratch for 240 epochs, with batch size 1024 on 8 GPUs. We set weight decay to 4×10^{-5} and adopt linear-decay learning rate schedule (linearly decreased from 0.5 to 0). Label smoothing (Szegedy et al. (2016)) and auxiliary loss (Lee et al. (2015)) are used during training. There are four stages in the ImageNet network, and the number of convolution blocks in these four stages is 2, 2, 13, 6, respectively. We first transfer the block structure searched on CIFAR-10. We also directly search the network architecture on ImageNet. The final structure

¹<https://github.com/facebook/fb.resnet.torch>

Table 2: Comparison with state-of-the-art image classifiers on ImageNet

Architecture	Top-1/5	Params(M)	FLOPS(M)	Search Cost (GPU days)
Inception-v1 Szegedy et al. (2015)	30.2/10.1	6.6	1448	-
MobileNet Howard et al. (2017)	29.4/10.5	4.2	569	-
ShuffleNet-v1 2x Zhang et al. (2018)	26.3/10.2	5	524	-
ShuffleNet-v2 2x Ma et al. (2018)	25.1/-	5	591	-
NASNet-A* Zoph et al. (2018)	26.0/8.4	5.3	564	1800
AmoebaNet-C* Real et al. (2018)	24.3/7.6	6.4	570	3150
PNAS* Liu et al. (2018a)	25.8/8.1	5.1	588	150
OSNAS Bender et al. (2018)	25.8/-	5.1	-	-
DARTS* Liu et al. (2018b)	26.9/9.0	4.9	595	4
DSO-NAS*	26.2/8.6	4.7	571	1
DSO-NAS-full	25.7/8.1	4.6	608	6
DSO-NAS-share	25.4/8.4	4.8	586	6

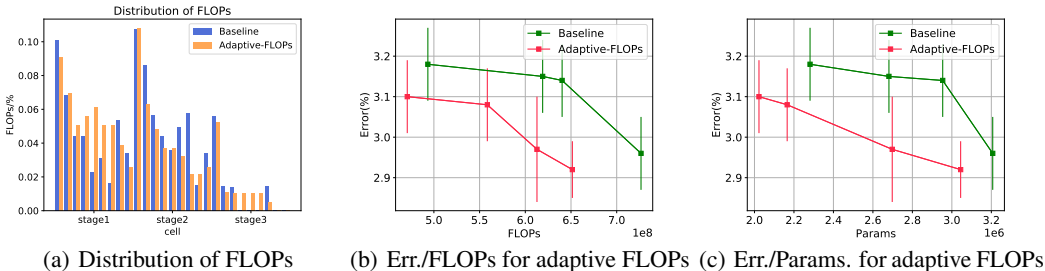


Figure 5: Performance of adaptive FLOPs techniques.

generated by DSO-NAS-share is shown in 4(b). The quantitative results for ImageNet are shown in Table 2, where result with * is obtained by transferring the generated CIFAR-10 block to ImageNet.

It is notable that given similar FLOPs constraint, DSO-NAS achieves competitive or better performance than other state-of-the-art methods with less search cost and parameters. The block structure transferred from CIFAR-10 dataset also achieves decent performance, proving the generalization capability of the searched architecture. Moreover, directly searching on target dataset (ImageNet) brings additional improvements. *This is the first time that NAS can be directly applied on large-scale datasets like ImageNet.*

4.4 ABLATION STUDY

In this section, we present some ablation analyses on our method to illustrate the effectiveness and necessity of each component.

4.4.1 THE EFFECTIVENESS OF BUDGET AWARE SEARCH

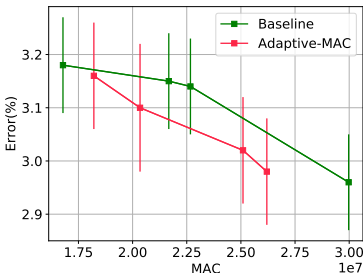


Figure 6: Performance of adaptive MAC technique

With adaptive FLOPs technique, the weight of sparse regularization for each block will be changed adaptively according to Eqn. 9. We first show the distribution of FLOPs among different blocks in Fig. 5(a). This strategy can prevent some blocks from being pruned entirely as expected. We also show the error rates of different settings in Fig. 5(b) and Fig. 5(c). It is clear that the networks searched with adaptive FLOPs technique are consistently better than the ones without under the same total FLOPs or parameters.

DSO-NAS can also search architecture based on certain computational target, such as MAC discussed in Sec. 3.4. The

Table 3: Comparison of different settings on CIFAR-10 dataset.

Search space	Split training	Pre-train model	Ratio of W&S	Params(M)	Test Error
full	✓		1:1	2.9	3.26 ± 0.08
full	✓	✓	1:1	3.0	3.02 ± 0.09
full	✓	✓	4:1	2.9	3.05 ± 0.09
full		✓	-	3.0	3.20 ± 0.10
share	✓		1:1	3.0	3.07 ± 0.08
share	✓	✓	1:1	3.0	2.86 ± 0.09
share	✓	✓	4:1	2.9	2.89 ± 0.06
share		✓	-	3.0	3.14 ± 0.06

results are shown in Fig. 6. It is obvious to see that DSO-NAS can generate architecture with higher accuracy under certain MAC budget, proving the effectiveness of adaptive MAC technique. The method can similarly be applied to optimize many other computation budgets of interest, which we leave for further study.

4.4.2 OTHER FACTORS FOR SEARCHING ARCHITECTURE

We conduct experiments on different settings of our proposed architecture search method to justify the need of each component we designed. The results are shown in Table 3.

“Pre-train model” means whether we conduct step one in Sec. 4, while “Split training” means whether to split the whole training set into two sets for weight and structure learning separately. The Ratio of W&S means the ratio of training sample for weight learning and structure learning. As for the ratio of $x : y$, we update weight for x times and update λ for y times for every $x + y$ iterations. Note that we only pre-train the model on the weight learning set.

It is notable that the use of a separate set for structure learning plays an important role to prevent overfitting training data, and improve the performance by 0.2%. The ratio of these two sets has minor influence. Besides, a good initialization of weight is also crucial as random initialization of weights may lead to another 0.2% drop on accuracy under that same parameter budgets.

5 CONCLUSIONS AND FUTURE WORK

Neural Architecture Search has been the core technology for realizing AutoML. In this paper, we have proposed a Direct Sparse Optimization method for NAS. Our method is appealing to both academic research and industrial practice in two aspects: First, our unified weight and structure learning method is fully differentiable in contrast to most previous works. It provides a novel model pruning view to the NAS problem. Second, the induced optimization method is both efficient and effective. We have demonstrated state-of-the-art performance on both CIFAR and ILSVRC2012 image classification datasets, with affordable cost (single machine in one day).

In the future, we would like to incorporate hardware features for network co-design, since the actual running speed of the same network may highly vary across different hardware because of cache size, memory bandwidth, etc. We believe our proposed DSO-NAS opens a new direction to pursue such objective. It could push a further step to AutoML for everyone’s use.

REFERENCES

- Gabriel Bender, Pieter-Jan Kindermans, Barret Zoph, Vijay Vasudevan, and Quoc Le. Understanding and simplifying one-shot architecture search. In *ICML*, 2018.
- Tianqi Chen, Mu Li, Yutian Li, Min Lin, Naiyan Wang, Minjie Wang, Tianjun Xiao, Bing Xu, Chiyuan Zhang, and Zheng Zhang. MXNet: A flexible and efficient machine learning library for heterogeneous distributed systems. *NIPS Workshop*, 2015.
- Terrance DeVries and Graham W Taylor. Improved regularization of convolutional neural networks with cutout. *arXiv preprint arXiv:1708.04552*, 2017.

- Alex Graves, Abdel-rahman Mohamed, and Geoffrey Hinton. Speech recognition with deep recurrent neural networks. In *ICASSP*, 2013.
- Yiwen Guo, Anbang Yao, and Yurong Chen. Dynamic network surgery for efficient DNNs. In *NIPS*, 2016.
- Song Han, Jeff Pool, John Tran, and William Dally. Learning both weights and connections for efficient neural network. In *NIPS*, 2015.
- Babak Hassibi and David G. Stork. Second order derivatives for network pruning: Optimal brain surgeon. In *NIPS*. 1993.
- Kaiming He, Xiangyu Zhang, Shaoqing Ren, and Jian Sun. Deep residual learning for image recognition. In *CVPR*, 2016.
- Geoffrey Hinton, Li Deng, Dong Yu, George E Dahl, Abdel-rahman Mohamed, Navdeep Jaitly, Andrew Senior, Vincent Vanhoucke, Patrick Nguyen, Tara N Sainath, et al. Deep neural networks for acoustic modeling in speech recognition: The shared views of four research groups. *IEEE Signal processing magazine*, 29(6):82–97, 2012.
- Andrew G Howard, Menglong Zhu, Bo Chen, Dmitry Kalenichenko, Weijun Wang, Tobias Weyand, Marco Andreetto, and Hartwig Adam. MobileNets: Efficient convolutional neural networks for mobile vision applications. *arXiv preprint arXiv:1704.04861*, 2017.
- Hengyuan Hu, Rui Peng, Yu-Wing Tai, and Chi-Keung Tang. Network Trimming: A data-driven neuron pruning approach towards efficient deep architectures. *arXiv preprint arXiv:1607.03250*, 2016.
- Zehao Huang and Naiyan Wang. Data-driven sparse structure selection for deep neural networks. In *ECCV*, 2018.
- Stanisław Jastrzebski, Devansh Arpit, Nicolas Ballas, Vikas Verma, Tong Che, and Yoshua Bengio. Residual connections encourage iterative inference. In *ICLR*, 2018.
- Alex Krizhevsky and Geoffrey Hinton. Learning multiple layers of features from tiny images. Technical report, 2009.
- Alex Krizhevsky, Ilya Sutskever, and Geoffrey E Hinton. ImageNet classification with deep convolutional neural networks. In *NIPS*, 2012.
- Gustav Larsson, Michael Maire, and Gregory Shakhnarovich. Fractalnet: Ultra-deep neural networks without residuals. *arXiv preprint arXiv:1605.07648*, 2016.
- Yann LeCun, John S Denker, and Sara A Solla. Optimal brain damage. In *NIPS*, 1990.
- Chen-Yu Lee, Saining Xie, Patrick Gallagher, Zhengyou Zhang, and Zhuowen Tu. Deeply-supervised nets. In *Artificial Intelligence and Statistics*, pp. 562–570, 2015.
- Hao Li, Asim Kadav, Igor Durdanovic, Hanan Samet, and Hans Peter Graf. Pruning filters for efficient convnets. In *ICLR*, 2017.
- Chenxi Liu, Barret Zoph, Jonathon Shlens, Wei Hua, Li-Jia Li, Li Fei-Fei, Alan Yuille, Jonathan Huang, and Kevin Murphy. Progressive neural architecture search. In *ECCV*, 2018a.
- Hanxiao Liu, Karen Simonyan, and Yiming Yang. DARTS: Differentiable architecture search. *arXiv preprint arXiv:1806.09055*, 2018b.
- Zhuang Liu, Jianguo Li, Zhiqiang Shen, Gao Huang, Shoumeng Yan, and Changshui Zhang. Learning efficient convolutional networks through network slimming. In *ICCV*, 2017.
- Ningning Ma, Xiangyu Zhang, Hai-Tao Zheng, and Jian Sun. ShuffleNet V2: Practical guidelines for efficient CNN architecture design. In *ECCV*, 2018.
- Zelda Mariet and Suvrit Sra. Diversity networks. In *ICLR*, 2016.

- Gabriel Meyer-Lee, Harsha Uppili, and Alan Zhuolun Zhao. Evolving deep neural networks.
- Geoffrey F Miller, Peter M Todd, and Shailesh U Hegde. Designing neural networks using genetic algorithms. In *ICGA*, 1989.
- Hieu Pham, Melody Y Guan, Barret Zoph, Quoc V Le, and Jeff Dean. Efficient neural architecture search via parameter sharing. In *ICML*, 2018.
- Esteban Real, Sherry Moore, Andrew Selle, Saurabh Saxena, Yutaka Leon Suematsu, Jie Tan, Quoc V Le, and Alexey Kurakin. Large-scale evolution of image classifiers. In *ICML*, 2017.
- Esteban Real, Alok Aggarwal, Yanping Huang, and Quoc V Le. Regularized evolution for image classifier architecture search. *arXiv preprint arXiv:1802.01548*, 2018.
- Olga Russakovsky, Jia Deng, Hao Su, Jonathan Krause, Sanjeev Satheesh, Sean Ma, Zhiheng Huang, Andrej Karpathy, Aditya Khosla, Michael Bernstein, et al. ImageNet large scale visual recognition challenge. *International Journal of Computer Vision*, 115(3):211–252, 2015.
- David Silver, Aja Huang, Chris J Maddison, Arthur Guez, Laurent Sifre, George Van Den Driessche, Julian Schrittwieser, Ioannis Antonoglou, Veda Panneershelvam, Marc Lanctot, et al. Mastering the game of go with deep neural networks and tree search. *Nature*, 529(7587):484, 2016.
- David Silver, Julian Schrittwieser, Karen Simonyan, Ioannis Antonoglou, Aja Huang, Arthur Guez, Thomas Hubert, Lucas Baker, Matthew Lai, Adrian Bolton, et al. Mastering the game of go without human knowledge. *Nature*, 550(7676):354, 2017.
- Nitish Srivastava, Geoffrey Hinton, Alex Krizhevsky, Ilya Sutskever, and Ruslan Salakhutdinov. Dropout: a simple way to prevent neural networks from overfitting. *The Journal of Machine Learning Research*, 15(1):1929–1958, 2014.
- Kenneth O Stanley and Risto Miikkulainen. Evolving neural networks through augmenting topologies. *Evolutionary computation*, 10(2):99–127, 2002.
- Christian Szegedy, Wei Liu, Yangqing Jia, Pierre Sermanet, Scott Reed, Dragomir Anguelov, Dumitru Erhan, Vincent Vanhoucke, and Andrew Rabinovich. Going deeper with convolutions. In *CVPR*, 2015.
- Christian Szegedy, Vincent Vanhoucke, Sergey Ioffe, Jon Shlens, and Zbigniew Wojna. Rethinking the Inception architecture for computer vision. In *CVPR*, 2016.
- Wei Wen, Chunpeng Wu, Yandan Wang, Yiran Chen, and Hai Li. Learning structured sparsity in deep neural networks. In *NIPS*, 2016.
- Saining Xie, Ross Girshick, Piotr Dollár, Zhuowen Tu, and Kaiming He. Aggregated residual transformations for deep neural networks. In *CVPR*, 2017.
- Xiangyu Zhang, Xinyu Zhou, Mengxiao Lin, and Jian Sun. ShuffleNet: An extremely efficient convolutional neural network for mobile devices. In *CVPR*, 2018.
- Zhao Zhong, Junjie Yan, Wei Wu, Jing Shao, and Cheng-Lin Liu. Practical block-wise neural network architecture generation. In *CVPR*, 2018.
- Barret Zoph and Quoc V Le. Neural architecture search with reinforcement learning. In *ICLR*, 2017.
- Barret Zoph, Vijay Vasudevan, Jonathon Shlens, and Quoc V Le. Learning transferable architectures for scalable image recognition. In *CVPR*, 2018.