

Putting Fürer Algorithm into Practice with the BPAS Library

Sviatoslav Covanov², Davood Mohajerani, Marc Moreno Maza⁴, and Lin-Xiao Wang⁵

Department of Computer Science, The University of Western Ontario

¹ `svyatoslav.covanov@gmail.com`,
² `mohajerani.d@gmail.com`,
³ `moreno@cscd.uwo.ca`,
⁴ `lwang739@uwo.ca`.

Abstract. Fast algorithms for integer and polynomial multiplication play an important role in scientific computing as well as in other disciplines. In 1971, Schönhage and Strassen designed an algorithm that improved the multiplication time for two integers of at most n bits to $\mathcal{O}(\log n \log \log n)$. In 2007, Martin Fürer presented a new algorithm that runs in $\mathcal{O}(n \log n \cdot 2^{O(\log^* n)})$, where $\log^* n$ is the iterated logarithm of n .

We explain how we can put Fürer’s ideas into practice for multiplying polynomials over a prime field $\mathbb{Z}/p\mathbb{Z}$, for which p is a Generalized Fermat prime of the form $p = r^k + 1$ where k is a power of 2 and r is of machine word size. When k is at least 8, we show that multiplication inside such a prime field can be efficiently implemented via Fast Fourier Transform (FFT). Taking advantage of Cooley-Tukey tensor formula and the fact that r is a $2k$ -th primitive root of unity in $\mathbb{Z}/p\mathbb{Z}$, we obtain an efficient implementation of FFT over $\mathbb{Z}/p\mathbb{Z}$. This implementation outperforms comparable implementations either using other encodings of $\mathbb{Z}/p\mathbb{Z}$ or other ways to perform multiplication in $\mathbb{Z}/p\mathbb{Z}$.

1 Introduction

Asymptotically fast algorithms for exact polynomial and matrix arithmetic play a central role in scientific computing. Among others, the discoveries of Karatsuba [16], Cooley and Tukey [5], Strassen [20], and Schönhage and Strassen [19] have initiated intense activity in both numerical and symbolic computing. The implementation of asymptotically fast algorithms is a research direction in its own right. Theoretical analyses of asymptotically fast algorithms typically focus on arithmetic operation counts, thereby ignoring important hardware details, in particular the costs of memory accesses. On modern hardware architectures such theoretical simplifications are of questionable value, and other complexity measures, such as cache complexity [10], are needed to better analyze algorithms.

The algorithm of Schönhage and Strassen [19] is an asymptotically fast algorithm for multiplying integers in arbitrary precision. It uses the fast Fourier

transform (FFT) and, for two integers of at most n bits, it computes their product in $O(n \log n \cdot \log \log n)$ bit operations⁵. This result remained the best known upper bound until the celebrated paper of Martin Fürer [11]. His integer multiplication algorithm runs in $O\left(n \log n \cdot 2^{O(\log^* n)}\right)$ bit operations, where $\log^* n$ is the iterated logarithm of n , defined as:

$$\log^* n := \begin{cases} 0 & \text{if } n \leq 1; \\ 1 + \log^*(\log n) & \text{if } n > 1 \end{cases} \quad (1)$$

A detailed analysis suggests that Fürer's algorithm is expected to outperform that of Schönhage and Strassen for $n \geq 2^{2^{64}}$.

The practicality of Fürer's algorithm is still an open question, a question that we address in this paper. Before presenting our approach, we observe that the ideas of Fürer are not specific to integer multiplication and can be used for multiplying polynomials with coefficients in the field \mathbb{C} of complex numbers or in any finite field. In [8, 7] De et al. gave a similar algorithm which relies on *finite field arithmetic* and achieves the same running time as Fürer's algorithm. We adopt such a framework here, taking polynomials to have coefficients in a finite field.

1.1 The “main trick” of Fürer's algorithm

For this exposition we follow an analysis reported by Chen et al. in [4]. Consider a prime field $\mathbb{Z}/p\mathbb{Z}$ and N , a power of 2, dividing $p - 1$. Then, the finite field $\mathbb{Z}/p\mathbb{Z}$ admits an N -th primitive root of unity. Denote such an element by ω . Let $f \in \mathbb{Z}/p\mathbb{Z}[x]$ be a polynomial of degree at most $N - 1$. Then, computing the discrete Fourier transform (DFT) of f at ω produces the values of f at successive powers of ω , that is, $f(\omega^0), f(\omega^1), \dots, f(\omega^{N-1})$. Using an asymptotically fast algorithm, namely a fast Fourier transform (FFT), this calculation amounts to:

1. $N \log(N)$ additions in $\mathbb{Z}/p\mathbb{Z}$; and
2. $(N/2) \log(N)$ multiplications by a power of ω in $\mathbb{Z}/p\mathbb{Z}$.

If the size of p is k machine words, then

1. each addition in $\mathbb{Z}/p\mathbb{Z}$ costs $O(k)$ machine-word operations; and
2. each multiplication by a power of ω costs $O(M(k))$ machine-word operations,

where $n \mapsto M(n)$ is a multiplication time as defined in [21]. Therefore, multiplication by a power of ω becomes a bottleneck as k grows.

To overcome this difficulty, we consider the following trick proposed by Martin Fürer in [11, 12]. We assume that $N = K^e$ holds for some “small” K , say $K = 32$ and an integer $e \geq 2$. Further, we define $\eta = \omega^{N/K}$ and $J = K^{e-1}$ and assume that multiplying an arbitrary element of $\mathbb{Z}/p\mathbb{Z}$ by η^i , for any $i = 0, \dots, K - 1$, can be done within $O(k)$ machine-word operations. Consequently, every arithmetic operation (addition, multiplication) involved in a DFT on K points, using

⁵ We denote by $\log(n)$ the logarithm of the positive integer n with respect to base 2 and, for a positive real number b , we denote by $\log_b(n)$ the logarithm of n with respect to base b

η as a primitive root, amounts to $O(k)$ machine-word operations. Therefore, a DFT of size K can be performed with $O(K \log(K) k)$ machine-word operations, rather than $O(K \log(K) M(k))$ without the assumed special value of N . Since the multiplication time $n \mapsto M(n)$ is necessarily super-linear, the former estimate is asymptotically smaller than the latter one. As we shall see in Section 2, this result holds whenever p is a so-called *generalized Fermat number*.

Returning to the DFT of size N at ω and using the factorization formula of Cooley and Tukey [5], we have

$$\text{DFT}_{JK} = (\text{DFT}_J \otimes I_K) D_{J,K} (I_J \otimes \text{DFT}_K) L_J^{JK}, \quad (2)$$

where the elements of this equation are as defined in Section 4. Hence, the DFT of f at ω is essentially performed by:

1. K^{e-1} DFT's of size K (that is, DFT's on polynomials of degree at most $K-1$),
2. N multiplications by a power of ω (coming from the diagonal matrix $D_{J,K}$) and
3. K DFT's of size K^{e-1} .

Unrolling Formula (2) so as to replace DFT_J by DFT_K and the other linear operators involved (the diagonal matrix D and the permutation matrix L) one can see that a DFT of size $N = K^e$ reduces to:

1. $e K^{e-1}$ DFT's of size K , and
2. $(e-1)N$ multiplications by a power of ω .

Recall that the assumption on the cost of a multiplication by η^i , for $0 \leq i < K$, makes the cost for one DFT of size K to $O(K \log_2(K) k)$ machine-word operations. Hence, all the DFT's of size K together amount to $O(eN \log_2(K) k)$ machine-word operations. That is, $O(N \log_2(N) k)$ machine-word operations. Meanwhile, the total cost of the multiplication by a power of ω is $O(eNM(k))$ machine-word operations, that is, $O(N \log_K(N) M(k))$ machine-word operations. Indeed, multiplying an arbitrary element of $\mathbb{Z}/p\mathbb{Z}$ by an arbitrary power of ω requires $O(M(k))$ machine-word operations. Therefore, under our assumption, a DFT of size N at ω amounts to

$$O(N \log_2(N) k + N \log_K(N) M(k)) \quad (3)$$

machine-word operations. When using generalized Fermat primes, we have $K = 2k$ and the above estimate becomes

$$O(N \log_2(N) k + N \log_k(N) M(k)). \quad (4)$$

The second term in the big-O notation dominates the first one. Without our assumption, as discussed earlier, the same DFT would run in $O(N \log_2(N) M(k))$ machine-word operations. Therefore, using generalized Fermat primes brings a speedup factor of $\log(K)$ w.r.t. the direct approach using arbitrary prime numbers.

1.2 Overview

We are addressing two questions in this paper. First, can we observe the above described speedup factor on a serial implementation written in the programming language C and run on modern multicore processors? Indeed, the authors of [4] answered a similar question in the case of a CUDA implementation targeting GPUs (Graphics Processing Units). Such architectures offer to programmers a finer control of hardware resources than multicore processors, thus more opportunities to reach high performance. Hence, this first question is a natural challenge.

Second, can we use FFT to implement multiplication in $\mathbb{Z}/p\mathbb{Z}$ and obtain better performance than using plain multiplication in $\mathbb{Z}/p\mathbb{Z}$? This was not attempted in the GPU implementation of [4]. However this is a natural question in the spirit of the algorithms of Schönhage and Strassen [19] and Fürer [11], where fast multiplication is achieved by “composing” FFTs operating on different vector sizes. The experimental results reported in Section 5 give positive answers to both questions.

Consider a Generalized Fermat prime number of the form $p = r^k + 1$, where k is a power of 2 and r is of machine-word size. As mentioned above, as well as in [4], multiplying by a power of r modulo p can be in $O(k)$ machine-word operations. However, multiplying two arbitrary elements of $\mathbb{Z}/p\mathbb{Z}$ is a non-trivial operation. Note that we encode elements of $\mathbb{Z}/p\mathbb{Z}$ in radix r expansion. Thus, multiplying two arbitrary elements of $\mathbb{Z}/p\mathbb{Z}$ requires to compute the product of two univariate polynomials in $\mathbb{Z}[X]$, of degree less than k , modulo $X^k + 1$. In [4], this is done by using plain multiplication, thus $\Theta(k^2)$ machine-word operations. In Section 2, we explain how to multiply two arbitrary elements x, y of $\mathbb{Z}/p\mathbb{Z}$ via FFT. We give a detailed analysis of the algebraic complexity of our procedure. A natural alternative to our approach would be to compute $(xy) \bmod p$ where the product xy is an integer computed after converting the radix r expansion of x, y to integers (say in binary expansions). We show that this alternative approach is theoretically and practically less efficient than the one via FFT.

To verify the benefits of Fürer’s trick experimentally we need to perform FFT computations over a Generalized Fermat prime field $\mathbb{Z}/p\mathbb{Z}$, for different implementations of that prime field, as follows. Either one should be able to assume that the elements of $\mathbb{Z}/p\mathbb{Z}$ are in radix r expansion (when p writes $r^k + 1$ where k is a power of 2) or one should simply be able to use traditional radix 2 expansions. Moreover, we consider multiplying two arbitrary elements of $\mathbb{Z}/p\mathbb{Z}$ via FFT. Overall, we need an implementation of FFT running over a variety of prime fields. Section 4 reports on a generic implementation of FFT over finite fields in the BPAS library [2].

2 Generalized Fermat prime fields

A *Galois field*, also known as *finite field*, is a field with finitely many elements. The residue classes modulo p , where p is a prime number, form a field (unique up

to isomorphism) called the *prime field* with p elements and denoted by $\text{GF}(p)$ or $\mathbb{Z}/p\mathbb{Z}$. Single-precision and multi-precision primes are referred to as *small primes* and *big primes*, respectively.

Arithmetic operations for polynomials and matrices over prime fields play a central role in computer algebra. Efficient implementations of these operations support the computation over Galois fields that are essential to cryptography algorithms as and coding theory. In symbolic computation, the implementation of modular methods, prime fields are often using machine word size characteristic. Increasing the arithmetic to greater precision can be done using the Chinese Remainder Theorem (CRT).

However, using these small prime numbers can cause problems in some certain modular methods. In particular, we must avoid choosing *unlucky primes*, where the correct output is one of several quantities with the same modular image [1, 6]. Because of the limitations of using small prime numbers, arithmetic over prime fields for multi-precision primes is desirable for some problems, such as polynomial system solving [6].

Since modular methods for polynomial systems rely on polynomial arithmetic, those large prime numbers must support FFT-based algorithms, such as FFT-based polynomial multiplication. This leads us to consider the so-called Generalized Fermat prime numbers.

The n -th Fermat number can be denoted by $F_n = 2^{2^n} + 1$. This sequence of numbers plays an essential role in number theory. Arithmetic operations on fields based on Fermat numbers are simpler than those of other arbitrary prime numbers since 2 is the 2^{n+1} -th primitive root of unity modulo F_n . But, unfortunately, the largest Fermat prime number known now is F_4 . This triggered the interests of finding Fermat-like numbers. *Generalized Fermat numbers* are one of these kinds.

Numbers that are in the form of $a^{2^n} + b^{2^n}$ with a, b any co-prime integers, where $a > b > 0$ and $n > 0$ hold, are called *generalized Fermat numbers*. Among all, those with $b = 1$ are of the most interest; we commonly write generalized Fermat numbers of the form $a^{2^n} + 1$ as $F_n(a)$. For a prime generalized Fermat number p , we use $\mathbb{Z}/p\mathbb{Z}$ to represent the finite field $\text{GF}(p)$. In particular, in the field $\mathbb{Z}/F_n(a)\mathbb{Z}$, a is a 2^{n+1} -th primitive root of unity. But with the binary representation of numbers on computers, the arithmetic operations on such fields are not as simple as those of Fermat numbers. To solve this problem, a special kind of generalized Fermat number is defined in the previous work of our research group [4].

Any integer in the form of $F_n(r) = (2^w \pm 2^u)^k + 1$ is called a sparse radix generalized Fermat number, where $w > u \geq 0$. Table 1 lists some sparse radix generalized Fermat numbers that are primes. For each prime $p = F_n(r)$, k is some power of 2 and the prime writes as $p = r^k + 1$. In the same table, the number 2^e is the largest power of 2 that divides $p - 1$, which gives the maximum length of a vector to which we can apply a 2-way FFT algorithm.

In the finite prime field $\mathbb{Z}/p\mathbb{Z}$, where $p = r^k + 1$, each element x is represented by a vector $\vec{x} = (x_{k-1}, \dots, x_0)$ of length k . We restrict all the coefficients to be

Table 1: SRGFNs of practical interest.

p	$\max\{2^e \text{ s.t. } 2^e \mid p-1\}$
$(2^{63} + 2^{53})^2 + 1$	2^{106}
$(2^{64} - 2^{50})^4 + 1$	2^{200}
$(2^{63} + 2^{34})^8 + 1$	2^{272}
$(2^{62} + 2^{36})^{16} + 1$	2^{576}
$(2^{62} + 2^{56})^{32} + 1$	2^{1792}
$(2^{63} - 2^{40})^{64} + 1$	2^{2560}
$(2^{64} - 2^{28})^{128} + 1$	2^{3584}

non-negative integers so that we have

$$X \equiv x_{k-1} r^{k-1} + x_{k-2} r^{k-2} + \cdots + x_1 r + x_0 \pmod{p} \quad (5)$$

The following two cases make the representation unique for each element:

1. When $x \equiv p-1 \pmod{p}$ holds, we have $x_{k-1} = r$ and $x_{k-2} = \cdots = x_0 = 0$.
2. When $0 \leq x < p-1$ holds, we have $0 \leq x_i < r$ for $i = 0, \dots, k-1$.

We can also use a univariate polynomial $f_x \in \mathbb{Z}[R]$ to represent x : we write $f_x = \sum_{i=0}^{k-1} x_i R^i$, such that $x \equiv f_x(r) \pmod{p}$.

2.1 Computing the primitive root of unity in $\mathbb{Z}/p\mathbb{Z}$

Primitive roots of unity are special elements in a field that are required by some algorithms, such as Fast Fourier transforms. For a field \mathbb{F} and an integer $n \geq 1$, an element $\omega \in \mathbb{F}$ is an n -th *primitive root of unity*, if it meets the following two requirements [13].

- (i) ω is an n -th *root of unity*, that is, we have $\omega^n = 1$.
- (ii) we have $\omega^i \neq 1$ for all $1 < i < n$.

For any n that divides $p-1$, there are various ways to find an n -th primitive root of unity in $\mathbb{Z}/p\mathbb{Z}$. Now we want to consider the case of finding an N -th primitive root of unity ω in $\mathbb{Z}/p\mathbb{Z}$ such that $\omega^{N/2^k} = r$ holds. Indeed, computing a DFT at such ω on a vector of size N would take advantage of the fact that multiplying by a power of r can be done in linear time (see Section 2.3).

In Algorithm 1, the input N is a power of 2 that divides $p-1$ and the input g is a N -th primitive root of unity in $\mathbb{Z}/p\mathbb{Z}$.

From the definition of generalized Fermat prime numbers we know that r is a $2k$ -th primitive root of unity in $\mathbb{Z}/p\mathbb{Z}$, where $p = r^k + 1$. While $g^{N/2^k}$ is a $2k$ -th root of unity, it must equal to some power of r , say $r^t \pmod{p}$ for some $0 \leq t < 2k$. Let j be a non-negative integer, q and s are the quotient and the remainder of j in the Euclidean division by $2k$, so we have

$$j = q \cdot 2k + s \quad (6)$$

Algorithm 1 Primitive N -th root $\omega \in \mathbb{Z}/p\mathbb{Z}$ such that $\omega^{N/2k} = r$

```

1: procedure BIGPRIMEFIELDPRIMITIVEROOTOFUNITY( $N, r, k, g$ )
2:    $a := g^{N/2k}$ 
3:    $b := a$ 
4:    $j := 1$ 
5:   while  $b \neq r$  do
6:      $b := ab$ 
7:      $j := j + 1$ 
8:   end while
9:    $\omega := g^j$ 
10:  return ( $\omega$ )
11: end procedure

```

and

$$g^{jN/2k} = g^{2kq+s} g^{N/2k} = g^s g^{N/2k} = (g^{N/2k})^s = r^{ts} \quad (7)$$

By the definition of primitive root of unity, the powers r^{ts} are pairwise different for $0 \leq s < 2k$ and for some s_i , $r^{ts_i} = r$ holds. Hence, for some $j_i = q_i \cdot 2k + s_i$, we will have $(g^{N/2k})^{j_i} = r$. Then $\omega = g^{j_i}$ is the primitive root of unity that we want.

2.2 Addition and subtraction in $\mathbb{Z}/p\mathbb{Z}$

Let $x, y \in \mathbb{Z}/p\mathbb{Z}$ represented by vectors \vec{x} and \vec{y} . The following algorithm 2 computes $\vec{x} + \vec{y}$ that represents the sum of x and y in $\mathbb{Z}/p\mathbb{Z}$. We firstly compute the component-wise addition of \vec{x} and \vec{y} with carry. If there's no carry beyond the last component u_{k-1} , then u_0, \dots, u_{k-1} is the vector representation of $x + y$ in $\mathbb{Z}/p\mathbb{Z}$. If there is a carry, then the sum is over r^k and we need to do a subtraction of carry by the vector \vec{u} , since $r^k \equiv p - 1 \equiv -1 \pmod{p}$.

Algorithm 2 Computing $x + y \in \mathbb{Z}/p\mathbb{Z}$ for $x, y \in \mathbb{Z}/p\mathbb{Z}$

```

1: procedure BIGPRIMEFIELDADDITION( $\vec{x}, \vec{y}, r, k$ )
2:   compute  $z_i = x_i + y_i$  in  $\mathbb{Z}/p\mathbb{Z}$ , for  $i = 0, \dots, k-1$ ,
3:   let  $z_k = 0$ ,
4:   for  $i = 0, \dots, k-1$ , compute the quotient  $q_i$  and the remainder  $s_i$  in the Euclidean
      division of  $z_i$  by  $r$ , then replace  $(z_{i+1}, z_i)$  by  $(z_{i+1} + q_i, s_i)$ ,
5:   if  $z_k = 0$  then return  $(z_{k-1}, \dots, z_0)$ ,
6:   if  $z_k = 1$  and  $z_{k-1} = \dots = z_0 = 0$ , then let  $z_{k-1} = r$  and return  $(z_{k-1}, \dots, z_0)$ ,
7:   let  $i_0$  be the smallest index,  $0 \leq i_0 \leq k$ , such that  $z_{i_0} \neq 0$ , then let  $z_{i_0} = z_{i_0} - 1$ ,
      let  $z_0 = \dots = z_{i_0-1} = r - 1$  and return  $(z_{k-1}, \dots, z_0)$ .
8: end procedure

```

In this theoretical algorithm, we use a Euclidean division to compute the carry and the remainder of $x_i + y_i$, which requires a division and a subtraction

operation. But in practical implementation, we can avoid the expensive division. The following lists the C code we used in the BPAS library.

According to the method above, each component of \tilde{x} and \tilde{y} is in the range of $[0, k-1]$ for $0 \leq i \leq k-2$ and $x_{k-1}, y_{k-1} \in [0, k]$, so that we can safely say that the results of the component-wise addition will not be greater than $2r-2$ for the first $k-1$ pairs of component. Hence, if the sum is greater than r , we can simply subtract the result by r and set the carry to 1, instead of using an Euclidean division. For the last pair x_{k-1} and y_{k-1} , the two special cases are one of them is equal to r and both of them are equal to r . For the first case, the maximum sum of x_{k-1} and y_{k-1} is $2r-1$, there is no difference from the previous method.

Now, let's consider the second case where both x_{k-1} and y_{k-1} are equal to r . And all of the other components in the vectors are 0, such that both x and y are equal to r^k . When we add the two components together u_{k-1} is equal to $2r$ and by using line 9 to 11 from listing 1.1, we have $u_{k-1} = r$ and carry = 1. Then u_{k-1} is the first u_i that is not 0. In line 33, we have $u_{k-1} = u_{k-1} - 1 = r - 1$ and in line 31 we set $u_i = r - 1$ for $0 \leq i < k-1$. The result we get is $u_i = r - 1$ for $0 \leq i < k$, that is equal to $u \equiv -2 \pmod{p}$, indeed that $x + y \equiv r^k + r^k \equiv 2(p-1) \equiv 2p-2 \equiv -2 \pmod{p}$. So far we have proved that our algorithm works correctly and efficiently for all of the cases.

```

1  | sfixn* addition (sfixn * x, sfixn *y, int k, sfixn r) {
2  |     short c = 0;
3  |     short post = 0;
4  |     sfixn sum = 0;
5  |     int i = 0;
6  |
7  |     for (i=0; i < k; i++) {
8  |         sum = x[i] + y[i] + c;
9  |         if (sum >= r ) {
10 |             c = 1;
11 |             x[i] = sum - r;
12 |         }
13 |         else {
14 |             x[i] = sum;
15 |             c = 0;
16 |         }
17 |     }
18 |
19 |     if (c > 0){
20 |         post = -1;
21 |         for (i = 0; i < k; i++) {
22 |             if (x[i] != 0){
23 |                 post = i;
24 |                 break;
25 |             }
26 |         }
27 |
28 |         if (post >= 0){
29 |             for (i = 0; i < post; i++) {

```



```

30         x[i] = r - 1;
31     }
32     x[post]--;
33 }
34 else {
35     x[k-1] = r;
36     for (i = 0; i < k-1; i++){
37         x[i] = 0;
38     }
39 }
40 }
41
42 return x;
43 }

```

Listing 1.1: Addition in a Generalized Fermat Prime Field

Similarly, we have an algorithm `BigPrimeFieldSubtraction(\vec{x}, \vec{y}, r, k)` for computing $\vec{x} - \vec{y}$ represents $(x - y) \in \mathbb{Z}/p\mathbb{Z}$.

2.3 Multiplication by power of r in $\mathbb{Z}/p\mathbb{Z}$

Multiplication between two arbitrary elements in $\mathbb{Z}/p\mathbb{Z}$ can be very complicated and expensive, and Chapter 4 will explain that process in greater detail. Now, let us consider the case of multiplication between elements $x, y \in \mathbb{Z}/p\mathbb{Z}$, where one of them is a power of r . We assume that $y = r^i$ for some $0 \leq i \leq 2k$. The cases that $i = 0$ and $i = 2k$ are trivial, since r is a $2k$ -th primitive root of unity in $\mathbb{Z}/p\mathbb{Z}$, we have $r^0 = r^{2k} = 1$. Also we have $r^k = -1$ in $\mathbb{Z}/p\mathbb{Z}$, so that for $i = k$, we have $x = -x$ and for $k < i < 2k$, $r^i = -r^{i-k}$ holds. Now let us only consider the case that $0 < i < k$, where we have the following equation:

$$\begin{aligned}
 xr^i &\equiv (x_{k-1} r^{k-1+i} + \dots + x_0 r^i) \pmod{p} \\
 &\equiv \sum_{j=0}^{j=k-1} x_j r^{j+i} \pmod{p} \\
 &\equiv \sum_{h=i}^{h=k-1+i} x_{h-i} r^h \pmod{p} \\
 &\equiv \left(\sum_{h=i}^{h=k-1} x_{h-i} r^h - \sum_{h=k}^{h=k-1+i} x_{h-i} r^{h-k} \right) \pmod{p}
 \end{aligned}$$

We see that for all $0 \leq i \leq 2k$, $x \cdot r^i$ is reduced to some shift and a subtraction. We call this process cyclic shift. The following gives the C implementation in the BPAS library.

```

1  sfixn* MulPowR(sfixn *x, int s, int k, sfixn r){
2      sfixn *a = (sfixn*) calloc(sizeof(sfixn), k);
3      sfixn *b = (sfixn*) calloc(sizeof(sfixn), k);
4      sfixn *c = (sfixn*) calloc(sizeof(sfixn), k);

```

```

5      s = s%(2 * k);
6      if (s == 0)
7          return x;
8      else if (s == k)
9          return BigPrimeFieldSubtraction(c,x,k,r);
10     else if ((s > k) && (s < (2 * k))){
11         s = s - k;
12         x = BigPrimeFieldSubtraction(c,x,k,r);
13     }
14     int i;
15     for (i = 0; i < (k - s); i++)
16         b[i + s] = x[i];
17     for (i = k - s; i < k; i++)
18         a[i - (k - s)] = x[i];
19     if(x[k-1] == r){
20         a[s-1] -=r;
21         a[s] ++;
22     }
23     return BigPrimeFieldSubtraction(b,a,k,r);
24 }

```

Listing 1.2: Multiplication by a power of r in a Generalized Fermat Prime Field

2.4 Multiplication between arbitrary elements in $\mathbb{Z}/p\mathbb{Z}$

According to previous explanation, we use the univariate polynomials $f_x, f_y \in \mathbb{Z}[R]$ to represent input elements $x, y \in \mathbb{Z}/p\mathbb{Z}$ respectively. Algorithm 3 then computes the product $x \cdot y \in \mathbb{Z}/p\mathbb{Z}$. In the first step, we multiply the two polynomials over \mathbb{Z} and compute the remainder f_u of the product modulo $R^k + 1$. Then, we convert all the coefficients of f_u into the radix- r representation in $\mathbb{Z}/p\mathbb{Z}$. Finally we multiply each coefficient with the corresponding power of r using the “cyclic shift” operation from Section 2.3 and add all the results together.

Algorithm 3 Computing $x \cdot y \in \mathbb{Z}/p\mathbb{Z}$ for $x, y \in \mathbb{Z}/p\mathbb{Z}$

```

1: input:
   - an integer  $k$  and radix  $r$ ,
   - two polynomials  $f_x$  and  $f_y$  whose coefficient vectors are  $\vec{x}, \vec{y}$ .
2: output:
   - a vector  $\vec{u}$ 
3: procedure BIGPRIMEFIELDMULTIPLICATION( $f_x, f_y, r, k$ )
4:    $f_u(R) := f_x(R) \cdot f_y(R)$   $\triangleright$  computing  $f_x$  times  $f_y$  in  $\mathbb{Z}[R]$ 
5:    $f_u(R) := f_u(R) \bmod (R^k + 1)$   $\triangleright$  we get  $f_u(R) = \sum_{i=0}^{k-1} u_i \cdot R^i$ 
6:    $\vec{u}$  is the coefficient vector of  $f_u$ 
7:   for  $0 \leq i < k$  do
8:      $\vec{u}_i := u_i \in \mathbb{Z}/p\mathbb{Z}$   $\triangleright$  compute a radix representation of each  $u_i$ 
9:   end for
10:   $\vec{u} := \vec{u}_0$   $\triangleright$  add all the  $u_i$  together using the algorithm 2
11:  for  $1 \leq i < k$  do
12:     $\vec{u} := \text{BigPrimeFieldAddition}(\vec{u}, \vec{u}_i, k, r)$ 
13:  end for
14:  return  $\vec{u}$ 
15: end procedure

```

In the following section, we will discuss the multiplication between arbitrary elements in more detail, and we analyze the different implementations of the algorithm.

3 Optimizing multiplication in Generalized Fermat prime fields

In this section, we will discuss how to multiply two arbitrary elements in $\mathbb{Z}/p\mathbb{Z}$ efficiently using FFT, when p is a Generalized Fermat prime. Firstly, in Section 3.1, we outline two algorithms that we can use for this multiplication: one is based on polynomial multiplication (see Section 3.1) and the other one is based on integer multiplication by means of the GMP library [14] (see Section 3.1). Then, in Section 3.2 we provide detailed complexity analysis on the two approaches. Finally, in Section 3.3, we present the implementation of the FFT-based polynomial-based multiplication. We break down the algorithm into sub-routines and explain in details for each part. The C functions that we use can be found in Appendix 5.3.

3.1 Algorithms

Let p be a Generalized Fermat prime. When actually implementing the multiplication of two arbitrary elements in the field $\mathbb{Z}/p\mathbb{Z}$, we use two different approaches. In the first approach, we follow the basic idea explained in Section 2 (see Algorithm 3) which treats any two elements x, y in the field as polynomials f_x, f_y and uses polynomial multiplication algorithms to compute the product

xy . The other approach involves converting the elements x, y from their radix- r representation into GMP integer numbers and letting the GMP library [14] do the job.

Modular multiplication based on polynomial multiplication In Section 2.4 we gave the basic algorithm for multiplying two arbitrary elements of $\mathbb{Z}/p\mathbb{Z}$ based on polynomial multiplication. In practice, there are more details to be considered in order to reach high-performance. For instance, how do we efficiently convert a positive integer in the range $(0, r^3)$ into radix- r representation.

Let us consider how to calculate $u = xy \bmod p$ with $x, y, u \in \mathbb{Z}/p\mathbb{Z}$. Here we want to use the polynomial representation of the elements in the field, that is, $f_x(R) = x_{k-1}R^{k-1} + \dots + x_1R + x_0$ and $f_y(R) = y_{k-1}R^{k-1} + \dots + y_1R + y_0$. The first step is to multiply the two polynomials f_x and f_y . We can use different polynomial multiplication algorithms depending on the value of k . Let us look at the expansion of f_u . Recall that taking a polynomial modulo by $R^n + 1$ means replacing every occurrence of R^n by -1 .

$$\begin{aligned}
f_u(R) &= f_x(R) \cdot f_y(R) \bmod (R^k + 1) \\
&= \sum_{m=0}^{2k-2} \sum_{0 \leq i, j < k} x_i y_j R^m \bmod (R^k + 1) \\
&= (x_{k-1}y_0 + x_{k-2}y_1 + x_{k-3}y_2 + \dots + x_1y_{k-2} + x_0y_{k-1})R^{k-1} \\
&\quad + (x_{k-2}y_0 + x_{k-3}y_1 + \dots + x_1y_{k-3} + x_0y_{k-2} - x_{k-1}y_{k-2})R^{k-2} \\
&\quad + (x_{k-3}y_0 + x_{k-4}y_1 + \dots + x_0y_{k-3} - x_{k-1}y_{k-2} - x_{k-2}y_{k-1})R^{k-2} \\
&\quad \dots \\
&\quad + (x_1y_0 + x_0y_1 - x_{k-1}y_2 - \dots - x_2y_{k-1})R \\
&\quad + (x_0y_0 - x_{k-1}y_1 - \dots - x_1y_{k-1}) \\
&= \sum_{m=0}^{k-1} \left(\sum_{0 \leq i, j < k} x_i y_j - \sum_{0 \leq i, j < k} x_i y_j \right) R^m
\end{aligned}$$

Each coefficient u_i of f_u is the combination of k monomials, so the absolute value of each u_i is bounded over by $k \cdot r^2$ which implies that it needs at most $\lceil \log k + 2 \log r \rceil + 1$ bits to be encoded. Since k is usually between 4 to 256, a radix r representation of u_i of length 3 is sufficient to encode u_i . Hence, we denote by $[c_i, h_i, l_i]$ the 3 integers uniquely given by:

1. $u_i = c_i r^2 + h_i r + l_i$,
2. $0 \leq h_i, l_i < r$.
3. $c_i \in [-(k-1), k]$,
4. $c_i u_i \geq 0$ holds.

Then, we can rewrite:

$$\begin{aligned}
f_u(R) &= f_x(R) \cdot f_y(R) \pmod{R^k + 1} \\
&= (c_0 R^2 + h_0 R + l_0) + (c_1 R^2 + h_1 R + l_1)R + (c_2 R^2 + h_2 R + l_2)R^2 + \dots \\
&\quad + (c_{k-2} R^2 + h_{k-2} R + l_{k-2})R^{k-2} + (c_{k-1} R^2 + h_{k-1} R + l_{k-1})R^{k-1} \\
&= \sum_{i=0}^{k-1} (c_i R^{2+i} + h_i R^{1+i} + l_i R^i)
\end{aligned}$$

Now we obtain three vectors $\vec{c} = [c_0, c_1, \dots, c_{k-1}]$, $\vec{h} = [h_0, h_1, \dots, h_{k-1}]$ and $\vec{l} = [l_0, l_1, \dots, l_{k-1}]$ with k coefficients each. As we shift \vec{c} to the right twice and \vec{h} to the right once, we deduce three numbers c, h, l in the radix- r representation.

$$\begin{aligned}
c &= c_{k-3} r^{k-1} + c_{k-4} r^{k-2} + \dots + c_0 r^2 + c_{k-2} r + c_{k-1} \\
h &= h_{k-2} r^{k-1} + h_{k-3} r^{k-2} + \dots + h_1 r^2 + h_0 r + h_{k-1} \\
l &= l_{k-1} r^{k-1} + l_{k-2} r^{k-2} + \dots + l_2 r^2 + l_1 r + l_0
\end{aligned}$$

At last we need two additions in $\mathbb{Z}/p\mathbb{Z}$ to compute the result $u = c + h + l = xy \pmod{p}$ with $x, y, u \in \mathbb{Z}/p\mathbb{Z}$.

Now we consider the question of how to calculate $[l, h, c]$ quickly. Because of the special structure of r , where only two bits are 1, we can use some shift operations to reduce the bit complexity and save on the cost of divisions. Different r 's have different non-zero bits, but for clarity of presentation we use a particular radix r , namely $r = 2^{63} + 2^{34}$, for the prime $P = r^k + 1$ with $k = 8$.

Let x_i, y_j be any two digits in the radix r representation of $x, y \in \mathbb{Z}/p\mathbb{Z}$. Since $0 \leq x_i, y_j \leq r$ holds, we have

$$\begin{aligned}
x_i y_j &= (x_{i0} + x_{i1} r) (y_{j0} + y_{j1} r) \\
&= x_{i0} y_{j0} + (x_{i0} y_{j1} + x_{i1} y_{j0}) r + x_{i1} y_{j1} r^2
\end{aligned}$$

where $0 \leq x_{i0}, y_{j0} < r$, and $x_{i1}, y_{j1} \in \{0, 1\}$. Hence, we have $0 \leq x_{i0} y_{j1}, x_{i1} y_{j0}, x_{i1} y_{j1} < r$. We only need to consider the case of $x_{i0} y_{j0}$, where $0 \leq x_{i0} y_{j0} < r^2 < 2^{127}$. We can rewrite

$$\begin{aligned}
x_{i0} y_{j0} &= (a_0 + a_1 2^{32})(b_0 + b_1 2^{32}) \\
&= a_0 b_0 + a_0 b_1 2^{32} + a_1 b_0 2^{32} + a_1 b_1 2^{64} \\
&= c_0 + c_1 2^{64}.
\end{aligned}$$

Notice that a_0, a_1, b_0, b_1 are in $[0, 2^{32})$, using addition and shift operation, we can rewrite $x_{i0} y_{j0}$ into the form $c_0 + c_1 2^{64}$, where $c_0 < 2^{64}$ and $c_1 < 2^{63}$. Then, we have:

$$\begin{aligned}
x_{i0} y_{j0} &= c_0 + c_1 2^{64} \\
&= c_0 + c'_1 2^{63} && \text{where } c'_1 = 2c_1, 0 \leq c'_1 < 2^{64} \\
&= c_0 + c'_1 (2^{63} + 2^{34}) - c'_1 2^{34} \\
&= c_0 + c'_1 r - c'_1 2^{34},
\end{aligned}$$

where the part $c_0 + c'_1 r$ can be rewritten into the form of $l + hr + cr^2$ easily.

For $c'_1 2^{34}$, where $0 \leq c'_1 < 2^{64}$ holds, we observe:

$$\begin{aligned}
c'_1 2^{34} &= (d_0 + d_1 2^{29}) 2^{34} && \text{with } 0 \leq d_0 < 2^{29}, 0 \leq d_1 < 2^{35} \\
&= d_0 2^{34} + d_1 2^{63} \\
&= d_0 2^{34} + d_1 (2^{63} + 2^{34}) - d_1 2^{34} \\
&= (d_0 - d_1) 2^{34} + d_1 r \\
&= (e_0 + e_1 2^{29}) 2^{34} + d_1 r && \text{with } |e_0| < 2^{29}, |e_1| < 2^6 \\
&= (e_0 - e_1) 2^{34} + e_1 r + d_1 r.
\end{aligned}$$

Since $|(e_0 - e_1) 2^{34}| < r$ holds, the number $c'_1 2^{34}$ can easily be rewritten into the form of $l + hr + cr^2$. We add the (l, h, c) -representations of each part together, with some normalization we can get the result we need where $x_i y_j = l + hr + cr^2$.

To summarize, the algorithm below uses only addition and shift operation to compute the (l, h, c) -representation of $x_i y_j$. for $0 \leq x, y_j < 2^{64}$, and $0 \leq l, h < r$, and $c \in \{0, 1\}$.

Algorithm 4 An algorithm for rewriting $x_i y_j$ into $l + hr + cr^2$

```

1: procedure REWRITE( $[l, h, c] = [x_i, y_j]$ )
2:   if  $x_i \geq r$  then
3:      $x_{i1} := 1$ 
4:      $x_{i0} := x_i - r$ 
5:   else
6:      $x_{i1} := 0$ 
7:      $x_{i0} := x_i$ 
8:   end if  $\triangleright x_i = x_{i0} + x_{i1}r$ 
9:   if  $y_i \geq r$  then
10:     $y_{i1} := 1$ 
11:     $y_{i0} := y_i - r$ 
12:  else
13:     $y_{i1} := 0$ 
14:     $y_{i0} := y_i$ 
15:  end if  $\triangleright y_i = y_{i0} + y_{i1}r$ 
16:
17:   $[v_1, v_2, v_3] := [0, x_{i0} y_{i1}, 0];$   $\triangleright x_{i0} y_{i1} r$ 
18:   $[v_4, v_5, v_6] := [0, x_{i1} y_{i0}, 0];$   $\triangleright x_{i1} y_{i0} r$ 
19:   $[v_7, v_8, v_9] := [0, 0, x_{i1} y_{i1}];$   $\triangleright x_{i1} y_{i1} r^2$ 
20:
21:   $c_0 := x_{i0} y_{i1} - 2^{64}$ 
22:   $c_1 := (x_{i0} y_{i1}) \gg 64$ 
23:   $c'_1 := 2 c_1$   $\triangleright x_{i0} y_{i0} = c_0 + c_1 2^{64} = c_0 + c'_1 2^{63}$ 
24:  if  $c_0 \geq r$  then
25:     $[v_{10}, v_{11}, v_{12}] := [c_0 - r, 1, 0]$ 
26:  else
27:     $[v_{10}, v_{11}, v_{12}] := [c_0, 0, 0]$ 
28:  end if  $\triangleright c_0 = v_{10} + v_{11}r + v_{12}r^2$ 
29:  if  $c'_1 \geq r$  then
30:     $[v_{13}, v_{14}, v_{15}] := [0, c'_1 - r, 1]$ 
31:  else
32:     $[v_{13}, v_{14}, v_{15}] := [0, c'_1, 0]$ 
33:  end if  $\triangleright c'_1 r = v_{13} + v_{14}r + v_{15}r^2;$ 
34:
35:   $d_1 := c'_1 \gg 29;$ 
36:   $d_0 := c'_1 - d_1 \ll 29;$ 
37:   $e_1 := (d_0 - d_1) \gg 29;$ 
38:   $e_0 := (d_0 - d_1 - e_1 \ll 29);$ 
39:   $[v_{16}, v_{17}, v_{18}] := [(e_0 - e_1) \ll 34, e_1 + d_1, 0];$ 
40:
41:   $[l, h, c] := [v_1 + v_4 + \dots + v_{16}, v_2 + v_5 + \dots + v_{17}, v_3 + v_6 + \dots + v_{18}];$ 
42:  return  $[l, h, c];$ 
43: end procedure

```

The following algorithm calculates $u = x y \mod p$.

Algorithm 5 Computing $u = xy \in \mathbb{Z}/p\mathbb{Z}$ for $x, y \in \mathbb{Z}/p\mathbb{Z}$ using polynomial multiplication

```

1: procedure POLYNOMIALMULTIPLICATION( $\vec{x}, \vec{y}, r, k$ )
2:   Multiply  $f_u(R) = f_x(R) \cdot f_y(R) \bmod (R^k + 1)$ 
3:   for  $m$  from 0 to  $k - 1$  do
4:      $[l_i, h_i, c_i] = \sum_{0 \leq i, j < k}^{i+j=m} x_i y_j - \sum_{0 \leq i, j < k}^{i+j=k+m} x_i y_j$ 
5:   end for
6:                                      $\triangleright$  The above  $k$  clauses can be executed in parallel
7:
8:    $\text{ShiftToRight}[c_0, c_1, \dots, c_{k-1}]$ 
9:    $\text{ShiftToRight}[c_{k-1}, c_0, \dots, c_{k-2}]$ 
10:   $\text{ShiftToRight}[h_0, h_1, \dots, h_{k-1}]$ 
11:   $u = c + h + l \bmod p$ 
12:  return  $u$ 
13: end procedure

```

Modular multiplication based on integer multiplication This approach is more straight forward. For two numbers x and y in our radix r representation, we map the vectors \vec{x} and \vec{y} to two polynomials $f_x, f_y \in \mathbb{Z}[R]$. Then we evaluate the two polynomials at r , which gives us two integers X and Y , using integer multiplication and modulo operation gives the result $U = XY \bmod p$. At last, we only need to convert the product back to the radix r representation. See Algorithm 6.

Algorithm 6 Computing $xy \in \mathbb{Z}/p\mathbb{Z}$ for $x, y \in \mathbb{Z}/p\mathbb{Z}$ using integer multiplication

```

1: procedure INTEGERMULTIPLICATION( $\vec{x}, \vec{y}, r, k, p$ )
2:    $X := 0$   $Y := 0$   $\triangleright$   $X$  and  $Y$  are GMP integers
3:   for  $i$  from  $k - 1$  to 0 do
4:      $X := X \cdot r + x_i$ 
5:      $Y := Y \cdot r + y_i$ 
6:   end for
7:    $U := (X \cdot Y) \bmod p$ 
8:   return GeneralizedFermatPrimeField( $U$ )
9: end procedure

```

3.2 Analysis

Here we want to analyze the complexity of multiplication in $\mathbb{Z}/p\mathbb{Z}$, for $p = r^k + 1$, with radix r representation. Since any number in our representation multiplied by any power of r is just a cyclic shift, we now only consider the case that multiplication is between two arbitrary numbers, where both of them are not powers of r .

In the following analysis, we compute $u = x \cdot y$, where $x = x_{k-1}r^{k-1} + \dots + x_0$ and $y = y_{k-1}r^{k-1} + \dots + y_0$ are two numbers in our Generalized Fermat Prime Field, with radix r representation. Let M be a multiplication time and let ω be the number of bits in a machine word. We want to analyze the complexity of multiplication with different approaches.

Modular multiplication based on polynomial multiplication We view x and y as polynomials f_x and f_y in a variable R with integer coefficients x_0, \dots, x_{k-1} and y_0, \dots, y_{k-1} , whose bit sizes are at most that of one machine word. First step in our multiplication is to multiply f_x and f_y in $\mathbb{Z}[R]$, obtaining $f_u = u_{2k-2}R^{2k-2} + \dots + u_0$. The multiplication time of multiplying two polynomials of degree less than k is $M(k)$. The complexity of multiplying each pair of coefficients is $M(\omega)$ and the largest bit size of the coefficients of f_u is $\omega + k$, so the maximum complexity of each operation in the polynomial multiplication is $\max(M(\omega), \Theta(\omega + k))$, which gives us the total complexity of this step:

$$M(k) \max(M(\omega), \Theta(\omega + k)) \quad (8)$$

In the next step, we compute the remainder of f_u w.r.t $R^k + 1$. We should notice that computing the remainder here is the same as computing $f_u \bmod (R^k + 1)$ that is using -1 to replace every R^k . So, for each term in f_u , if the degree is greater than $k - 1$, reduce the degree by k and reverse the sign for the coefficient. Combining the terms with the same degree gives the final result of this step, $f_u = f_x f_y \bmod (R^k + 1) = u_{k-1}R^{k-1} + \dots + u_0$. The total number of operations that we need to compute the remainder is in the order of $\Theta(k)$, the bit complexity of each operation is $\Theta(\omega + k)$, thus the complexity of this step is:

$$\Theta(k\omega) \quad (9)$$

Next, we want to write each u_i as $l_i + h_i r + c_i r^2$ with $0 \leq l_i, h_i, c_i < r$ using two divisions (one by r^2 and one by r), we get three vectors $[l_0, \dots, l_{k-1}]$, $[h_0, \dots, h_{k-1}]$ and $[c_0, \dots, c_{k-1}]$. Using cyclic shift on the three vectors, we obtain three numbers in radix r format: z_l, z_h, z_c . We need $2k$ divisions in machine word size and three cyclic shifts for this step in total. So the complexity is:

$$\Theta(k M(\omega)) \quad (10)$$

The last step in this approach is to add three numbers, z_l, z_h, z_c , together using two additions in $\mathbb{Z}/p\mathbb{Z}$. The complexity is:

$$\Theta(k\omega) \quad (11)$$

We can see that the second step has the greatest complexity 9. Thus, the total complexity of the approach based on polynomial multiplication is in the order of:

$$\Theta(M(k)) \max(M(\omega), \Theta(\omega + k)) \quad (12)$$

Modular multiplication based on reduction to integer multiplication

In this approach, we convert two numbers in our radix r representation x and y into two big integers X and Y . Then we multiply them together as integers and convert the product to radix- r representation. All of the operations we use in this method can be performed with the GMP library [14].

The GMP library chops the numbers into several parts which are called “limbs”. For numbers with different numbers of limbs, GMP uses different multiplication algorithms. Let us consider the case of multiplication between two equal size numbers with N limbs each. For the base case with no threshold, the naive long multiplication is used with complexity of $\mathcal{O}(N^2)$. With the minimum of 10 limbs, GMP uses Karatsuba’s algorithm with complexity of $\mathcal{O}(N^{\log 3 / \log 2})$. Furthermore, multi-way Toom multiplication algorithms are introduced. Toom-3 is asymptotically $\mathcal{O}(N^{\log 5 / \log 3})$, representing 5 recursive multiplies of $1/3$ original size each while Toom-4 has the complexity of $\mathcal{O}(N^{\log 7 / \log 4})$. Though there seems an improvement over Karatsuba, Toom does more evaluation and interpolation so it will only show its advantage above a certain size. For higher degree Toom ‘ n ’ half is used. Current GMP uses both Toom-6 ‘ n ’ half and Toom-8 ‘ n ’ half. At large to very large sizes, GMP uses a Fermat style FFT multiplication, following Schönhage and Strassen. Here k is a parameter that controls the split, with FFT- k splitting the number into 2^k pieces, leading the complexity to $\mathcal{O}(N^{k/(k-2)})$. It means $k = 7$ is the first FFT that is faster than Toom-3. Practically, the threshold for FFT in the GMP library is found in the range of $k = 8$, somewhere between 3000 and 10000 limbs (See more in GMP library [14] manual).

Firstly, we reduce x and y to X and Y using the following method.

$$X = (((x_{k-1} * r) + x_{k-2}) * r \cdots + x_1) * r + x_0 \quad (13)$$

which needs $k - 1$ additions and $k - 1$ multiplications with at most $k\omega$ bits. Here, we still use M to represent the multiplication time. So, the complexity of this step is:

$$\Theta(k M(k\omega)) \quad (14)$$

Then we multiply X and Y using operation from the GMP library. Let $U = X \cdot Y$. The complexity is

$$M(k\omega) \quad (15)$$

At last, U writes $u = u_{k-1}r^{k-1} + \cdots + u_0$ using $k - 1$ divisions (by r^{k-1}, \dots, r). The complexity is:

$$\Theta(k M(k\omega)) \quad (16)$$

The total complexity of this approach is

$$\Theta(k M(k\omega)) \quad (17)$$

3.3 Implementation with C code

In this section we give some details of how we actually implement the multiplication between two arbitrary elements in $\mathbb{Z}/p\mathbb{Z}$. We follow the basic idea of algorithm 5 but there are more problems we need to solve.

Let $f_x(R), f_y(R)$ represent $x, y \in \mathbb{Z}/p\mathbb{Z}$ respectively. In the first step of the multiplication, we need to compute $f_u(R) = f_x(R) \cdot f_y(R) \bmod (R^k + 1)$ in $\mathbb{Z}/p\mathbb{Z}$, which is a **Negacyclic convolution**. A convolution computes $f(x) \cdot g(x) \bmod (x^n - 1)$ for two polynomials f and g with degree less than n . In [13], a fast algorithm 7 of computing convolution is introduced.

Algorithm 7 Fast Convolution

```

1: input:
   -  $n = 2^k \in \mathbb{N}$ 
   - two polynomials  $f, g \in \mathbb{A}[x]$  with degree less than  $n$ ,
   - a  $n$ -th primitive root of unity  $\omega \in \mathbb{A}$ .
2: output:
   -  $f * g \in \mathbb{A}[x]$ 
3: procedure FASTCONVOLUTION( $f, g, \omega, n$ )
4:   compute the first  $n$  powers of  $\omega$ 
5:    $\alpha := \text{DFT}_\omega(f)$ 
6:    $\beta := \text{DFT}_\omega(g)$ 
7:    $\gamma := \alpha \beta$  ▷ Component-wise multiplication
8:   return  $(\text{DFT}_\omega)^{-1}(\gamma) := \frac{1}{n} \text{DFT}_{\omega^{-1}}(\gamma)$ 
9: end procedure

```

A similar approach can be used for computing the negacyclic convolution.

Let q be a prime, ω be an n -th primitive root of unity in $\mathbb{Z}/q\mathbb{Z}$, and θ be a $2n$ -th primitive root of unity in $\mathbb{Z}/q\mathbb{Z}$. Also we have two polynomials $f(x)$ and $g(x)$ with degree less than n , we use \vec{a} and \vec{b} to represent the coefficient vector of the f and g . First, we need to compute two vectors

$$\vec{A} = (1, \theta, \dots, \theta^{n-1}) \quad (18)$$

and

$$\vec{A}' = (1, \theta^{-1}, \dots, \theta^{1-n}) \quad (19)$$

The negacyclic convolution of f and g can be compute as follow

$$\vec{A}' \cdot \text{InverseDFT}(\text{DFT}(\vec{A} \cdot \vec{a}) \cdot \text{DFT}(\vec{A} \cdot \vec{b})) \quad (20)$$

All the dot multiplication between vectors are point-wise multiplication. The InverseDFT and DFTs are all n -point. We use unrolled inline DFTs in the implementation. The details of the DFTs are given in Section 4.1. This equation gives the following algorithm.

Algorithm 8 is to compute $f_x(R) \cdot f_y(R) \bmod (R^k + 1)$ over a finite field $\mathbb{Z}/q\mathbb{Z}$ with q being a machine word size prime and $f_x(R), f_y(R)$ being two polynomials of degree $k - 1$. \vec{x} and \vec{y} are the coefficient lists of f_x and f_y .

Algorithm 8 Computing $f_x(R) \cdot f_y(R) \bmod (R^k + 1)$ in $\mathbb{Z}/q\mathbb{Z}$ using Negacyclic Convolution

```

1: input:
   - a prime number  $q$  and  $k$  is a power of 2 with  $k|(q-1)$ ,
   - two vectors  $\vec{x}$  and  $\vec{y}$  of  $k$  elements, contain the coefficients of polynomials  $f_x(R)$ 
     and  $f_y(R)$ .
2: output:
   - a vector  $\vec{u}$  that contains the coefficients of polynomial  $f_u(R) = f_x(R) \cdot f_y(R) \bmod (R^k + 1)$ 
3: procedure NEGACYCLICCONVOLUTION( $\vec{x}, \vec{y}, q, k$ )
4:    $\omega := \text{PrimitiveRootOfUnity}(q, k); \triangleright \omega$  is the  $k$ th primitive root of unity of  $q$ 
5:    $\theta := \text{PrimitiveRootOfUnity}(q, 2k); \triangleright \theta$  is the  $2k$ th primitive root of unity of  $q$ 
6:   for  $0 \leq i \leq k-1$  do
7:      $A_i := \theta^i \bmod q;$ 
8:      $x_i := x_i \cdot A_i \bmod q;$ 
9:      $y_i := y_i \cdot A_i \bmod q;$ 
10:  end for
11:
12:   $\vec{\tilde{x}} := \text{DFT}(\vec{x}, \omega, q, k);$ 
13:   $\vec{\tilde{y}} := \text{DFT}(\vec{y}, \omega, q, k);$ 
14:
15:  for  $0 \leq i \leq k-1$  do
16:     $u_i := x_i \cdot y_i \bmod q;$ 
17:  end for
18:   $\vec{\tilde{u}} := \text{DFT}(\vec{u}, \omega^{-1} \bmod q, q, k)$ 
19:  for  $0 \leq i \leq k-1$  do
20:     $A'_i := \theta^{-i} \bmod q;$ 
21:     $u_i := \frac{1}{k} (u_i \cdot A'_i) \bmod q;$ 
22:  end for
23:  return  $\vec{u}$ 
24: end procedure

```

Notice that for f_x and f_y in our Generalized Fermat Prime Field $\mathbb{Z}/p\mathbb{Z}$, each coefficient is at most 63 bits. When computing $f_u(R) = f_x(R) \cdot f_y(R) \bmod (R^k + 1)$, the size of the coefficients of f_u can be at most $\log k + (2 \cdot 63) = 126 + \log k$, which is more than one machine word, so that we cannot do the computation using single-precision arithmetic. But, multi-precision arithmetic can be very expensive and would make the algorithm inefficient. So we use two machine word negacyclic convolution instead of one using big numbers. Hence, we need to apply the Chinese Remainder Theorem (CRT) to get the result that we want.

Let p_1 and p_2 be two machine word size prime numbers, so that we have $\text{GCD}(p_1, p_2) = 1$. Then we use the extended Euclidean division to get m_1 and m_2 that satisfy the following relation

$$p_1 m_1 + p_2 m_2 = 1 \quad (21)$$

Let a be an integer and we have

$$a_1 \equiv a \pmod{p_1} \quad (22)$$

$$a_2 \equiv a \pmod{p_2} \quad (23)$$

Then we compute $a \pmod{(p_1 p_2)}$ by

$$a \equiv a_2 p_1 m_1 + a_1 p_2 m_2 \pmod{(p_1 p_2)} \quad (24)$$

$$= ((a_2 m_1) \pmod{p_2}) p_1 + ((a_1 m_2) \pmod{p_1}) p_2 \quad (25)$$

Hence, for $x, y \in \mathbb{Z}/p\mathbb{Z}$, we compute $u_1 = x \cdot y \pmod{p_1}$ and $u_2 = x \cdot y \pmod{p_2}$, then use 25 to compute $u = x \cdot y \pmod{(p_1 p_2)}$. With some normalization we will get $u = x \cdot y \in \mathbb{Z}$. Let $R = k r^2$ be the upper bound of $(|u_0|, \dots, |u_{k-1}|) \in \mathbb{Z}$. To get the correct answer, we need the following restrictions:

1. $R \leq \frac{p_1 p_2 - 1}{2}$
2. the results we get from the CRT should be normalized so that they fall into the range of $[-\frac{p_1 p_2 - 1}{2}, \frac{p_1 p_2 - 1}{2}]$

If $\frac{p_1 p_2 - 1}{2} < R$, any result that is in the range of $(\frac{p_1 p_2 - 1}{2}, R)$ and $(-R, -\frac{p_1 p_2 - 1}{2})$ will be inaccurate since the modular operation will make it in the range of $[-\frac{p_1 p_2 - 1}{2}, \frac{p_1 p_2 - 1}{2}]$.

As we mentioned before, all the results are in the range of $(-R, R)$ in \mathbb{Z} , which means $-\frac{p_1 p_2 - 1}{2} < u_i < \frac{p_1 p_2 - 1}{2}$ hold. Hence, after all the normalization we will have all the results in \mathbb{Z} without losing any accuracy.

The small primes p_1 and p_2 are hard coded into the algorithm for now, where both $p_1 = 4179340454199820289$ and $p_2 = 2485986994308513793$ are 61-bit numbers. So, when choosing the Generalized Fermat prime, we should be very careful because of the two restrictions. For these two primes p_1 and p_2 , the size of the chosen Generalized Fermat prime number $p = r^k + 1$ should be as follows:

$$\log \frac{p_1 p_2 - 1}{2} > \log(k r^2) \quad (26)$$

$$121 > \log k + 2 \log r \quad (27)$$

$$\log r < 59 \text{ when } k = 8 \quad (28)$$

$$\log r < 58 \text{ when } k = 16 \quad (29)$$

$$\log r < 58 \text{ when } k = 32 \quad (30)$$

$$\log r < 57 \text{ when } k = 64 \quad (31)$$

As we know, the modular operation in 25 is expensive, so in the implementation we use what is called **reciprocal division** to reduce the cost of the modular operations.

Let's say we want to compute $a \bmod n$, instead of doing one single modular operation, we pre-compute the value of $ninv = 1/n$. Then we compute the result by

$$a - n \cdot a \cdot ninv \equiv a \bmod n \quad (32)$$

Here, we only keep the integer part of $a \cdot ninv$, so that $n \cdot a \cdot ninv$ gives the quotient of the Euclidean division of a by n .

The following C code give the function of an efficient modular operation using the reciprocal division method.

```
1 void u64_mod_u64(usfixn64 &a, const usfixn64 &n){
2     //a = a % n;
3     double ninv = 1 / (double) n;
4     usfixn64 q = (usfixn64) (((double) a) * ninv);
5     usfixn64 res;
6     res = a - q * n;
7     a = res & (U64_MASK);
8 }
```

Listing 1.3: Modular function using reciprocal division

Unlike modular operation, multiplication between two machine word size number sometimes can cause overflow, but using multi-precision numbers such as the ones given in the GMP library [14] decreases the efficiency. To avoid that, we use two 64-bit numbers to represent the result of multiplication since the size of the result will be at most 128 bits. Let's say the sizes of a and b are at most 64 bits, we compute the multiplication between a and b by

$$s = a \cdot b = s_1 \cdot 2^{64} + s_0 \quad (33)$$

where both of s_1 and s_0 are less than 2^{64} .

To make the process even more efficient, we use assembly language in the following function.

```
1 void __inline__ mult_u64_u64(const usfixn64 &a, const
2     usfixn64 &b,
3     usfixn64& s0, usfixn64 &s1){
4     //      __int128 mult = (__int128) a * (__int128)
5         b;
6     //      s0 = mult & (U64_MASK);
7     //      s1 = mult >> 64;
8     __asm__ (
9         "movq  %2, %%rax;\n\t"           // rax = a
10        "mulq  %3;\n\t" // rdx:rax = a * b
11        "movq  %%rax, %0;\n\t" // s0 = rax
```

```

11 |         "movq  %%rdx, %1;\n\t" // s1 = rdx
12 |         : "=rm" (s0), "=rm" (s1)
13 |         : "rm" (a), "rm" (b)
14 |         : "%rax", "%rdx");
15 |     }

```

Listing 1.4: Multiplication between two 64-bit numbers

We use function 1.4 to compute the $[t_0, t_1] = a_1 m_2$ in equation 25. Then we need to do the modular by p_1 . We can use a similar method as function 1.3, but all the numbers will be in the size of 128 bits, so we use the representation of $s_1 2^{64} + s_0$.

To keep $1/p_1$ in the correct precision, we multiply it by 2^{128} , and then we get

$$\frac{2^{128}}{p_1} = p_1 \cdot q + p_1 \cdot m \quad (34)$$

We have a function `mult_u128_u128_hi128`(see Appendix 5.3, function 1.9) to multiply $[t_0, t_1]$ and $[p_1 \cdot q, p_1 \cdot m]$ keeping the higher 64 bits only, which give the quotient q_0 of $a_1 m_2$ divided by p_1 . Then we have

$$a_1 m_2 \bmod p_1 = a_1 m_2 - q_0 p_1 \quad (35)$$

Again we use function 1.4 to get the result of $(a_1 m_2 \bmod p_1) \cdot p_2$. Then use the same process to compute $(a_2 m_1 \bmod p_2) \cdot p_1$. Adding the two parts together gives us the final result of equation 25.

Using the same notation as above, the following algorithm computes equation 25 without using any multi-precision number. The corresponding C code can be found in Appendix 5.3.

Algorithm 9 Chinese Remainder Algorithm computing equation 25

```

1: input:
   - two machine word size prime numbers  $p_1$  and  $p_2$ ,
   -  $m_1$  and  $m_2$  such that  $p_1 m_1 + p_2 m_2 = 1$  holds,
   -  $a_1$  and  $a_2$  such that  $a_1 \equiv a \pmod{p_1}$  and  $a_2 \equiv a \pmod{p_2}$  hold.
2: output:
   -  $a \pmod{p_1 p_2} = s_1 2^{64} + s_0$  represented by  $[s_0, s_1]$ .
3: procedure CRT( $p_1, p_2, m_1, m_2, a_1, a_2$ )
4:    $[p_1 - q, p_1 - m] := \frac{2^{128}}{p_1}$ 
5:    $[p_2 - q, p_2 - m] := \frac{2^{128}}{p_2}$ 
6:    $[t_0, t_1] := \text{multi\_u64\_u64}(a_1, m_2)$ 
7:    $[t_2, t_3] := \text{multi\_u64\_u64}(a_2, m_1)$ 
8:    $q_0 := \text{mult\_u128\_u128\_hi128}(t_0, t_1, p_1 - q, p_1 - m)$ 
9:    $q_1 := \text{mult\_u128\_u128\_hi128}(t_2, t_3, p_2 - q, p_2 - m)$ 
10:   $[b_0, b_1] := \text{multi\_u64\_u64}(q_0, p_1)$ 
11:   $[b_2, b_3] := \text{multi\_u64\_u64}(q_1, p_2)$ 
12:   $c_1 := [t_0, t_1] - [b_0, b_1]$ 
13:   $c_2 := [t_2, t_3] - [b_2, b_3]$ 
14:   $[s_0, s_1] := \text{multi\_u64\_u64}(c_0, p_2) + \text{multi\_u64\_u64}(c_1, p_1)$ 
15:  Normalization  $[s_0, s_1] \in [-\frac{p_1 p_2 - 1}{2}, \frac{p_1 p_2 - 1}{2}]$ 
16:  return  $[s_0, s_1]$ 
17: end procedure

```

After the negacyclic convolutions and the Chinese Remainder algorithm, we have $f_u = f_x \cdot f_y \pmod{(R^k + 1)} \in \mathbb{Z}$. Next, we need to convert the coefficients of f_u into the (l, h, c) representation as we discussed in Section 3.1.

Let $u_i = s_1 2^{64} + s_0$ and r be the radix of our Generalized Fermat Prime Field, we use a function `div_by_const_R` (see Appendix 5.3 function 1.11) to get $[m_0, q_0], [m_1, q_1]$ and $[m_2, q_2]$ that satisfy the following relation

$$s_0 = q_0 r + m_0 \text{ with } q_0, m_0 < r \quad (36)$$

$$s_1 = q_1 r + m_1 \text{ with } q_1, m_1 < r \quad (37)$$

$$2^{64} = q_2 r + m_2 \text{ with } q_2, m_2 < r \quad (38)$$

Then we compute the $[l, h, c]$ by

$$[l, h, c] = (q_0 r + m_0) + (q_1 r + m_1)(q_2 r + m_2) \quad (39)$$

$$= q_1 q_2 r^2 + (m_1 q_2 + m_2 q_1 + q_0) r + (m_0 + m_1 m_2) \quad (40)$$

$$= c' r^2 + h' r + l' \quad (41)$$

Notice that the $[l', h', c']$ we get here is not the final result yet since $h' = m_1 q_2 + m_2 q_1 + q_0$ and $l' = m_0 + m_1 m_2$ can be greater than r . We call function `div_by_const_R` on h' and l' to normalize the result and give us $[l', h', c'] = [l_1, h_1, c_1]r + [l_0, h_0, c_0]$. We use addition with carry to get the final result $[l, h, c] = [l_1, h_1, c_1] + [l_0, h_0, c_0]$.

The following algorithm takes two numbers $[s_0, s_1]$ less than 64 bits as input, and output the $[l, h, c]$ as we defined in Section 3.1. The corresponding C code can be found in Appendix 5.3 function 1.12.

Algorithm 10 Computing $s_1 2^{64} + s_0 = l + h r + c r^2$

```

1: input:
   - two machine word size numbers  $s_1$  and  $s_0$ ,
   - the radix  $r$ .
2: output:
   -  $[l, h, c]$  such that  $s_1 2^{64} + s_0 = l + h r + c r^2$ .
3: procedure LHC( $s_1, s_0, r$ )
4:    $[q_0, m_0] := \text{div\_by\_const\_R}(s_0, r)$ 
5:    $[q_1, m_1] := \text{div\_by\_const\_R}(s_1, r)$ 
6:    $[q_2, m_2] := \text{div\_by\_const\_R}(2^{64}, r)$ 
7:    $[l', h', c'] := (q_0 r + m_0) + (q_1 r + m_1) (q_2 r + m_2)$ 
8:    $[l_0, l_1] := \text{div\_by\_const\_R}(l', r)$ 
9:    $[h_0, h_1] := \text{div\_by\_const\_R}(h', r)$ 
10:   $[c_0, c_1] := \text{div\_by\_const\_R}(c', r)$ 
11:   $[l, h, c] := [l_0, h_0, c_0] + [l_1, h_1, c_1]$ 
12:  return  $[l, h, c]$ 
13: end procedure

```

Now, we have all the coefficients of f_u in the form of $[l, h, c]$. Rearranging the k $[l, h, c]$ vectors gives us three vectors $\vec{l} = [l_0, \dots, l_{k-1}]$, $\vec{h} = [h_0, \dots, h_{k-1}]$ and $\vec{c} = [c_0, \dots, c_{k-1}]$. Then we use function 1.2 to multiply \vec{c} by r^2 and \vec{h} by r . Finally, we use function 1.1 to add $\vec{l}, \vec{h}, \vec{c}$ together to get the final result of $x y \in \mathbb{Z}/p\mathbb{Z}$.

We call this approach of multiplying two arbitrary elements in $\mathbb{Z}/p\mathbb{Z}$ the FFT-based multiplication in the Generalized Fermat Prime Field (FFT-based multiplication). The complete algorithm is as follow.

Algorithm 11 FFT-based multiplication for two arbitrary elements in $\mathbb{Z}/p\mathbb{Z}$

```

1: input:
   - two vectors  $\mathbf{x}$  and  $\mathbf{y}$  representing the two elements  $x$  and  $y$  in  $\mathbb{Z}/p\mathbb{Z}$ ,
   - two number  $r$  and  $k$  such that  $p = r^k + 1$  is a generalized Fermat number.
2: output:
   - a vector  $\mathbf{u}$  representing the result of  $x \cdot y \in \mathbb{Z}/p\mathbb{Z}$ .
3: constant value:
   - two machine word size primes  $p_1$  and  $p_2$ ,
   - two numbers  $m_1$  and  $m_2$  such that  $p_1 m_1 + p_2 m_2 = 1$  holds.
4: procedure FFT-BASEDMULTIPLICATION( $\vec{x}, \vec{y}, r, k$ )
5:    $\vec{z}_1 := \text{NegacyclicConvolution}(\vec{x}, \vec{y}, p_1, k)$ 
6:    $\vec{z}_2 := \text{NegacyclicConvolution}(\vec{x}, \vec{y}, p_2, k)$ 
7:   for  $0 \leq i < k$  do
8:      $[s_{0i}, s_{1i}] := \text{CRT}(p_1, p_2, m_1, m_2, z_{1i}, z_{2i})$ 
9:   end for
10:  for  $0 \leq i < k$  do
11:     $[l_i, h_i, c_i] := \text{LHC}(s_{0i}, s_{1i}, r)$ 
12:  end for
13:   $\vec{c} := \text{MulPowR}(\vec{c}, 2, k, r)$ 
14:   $\vec{h} := \text{MulPowR}(\vec{h}, 1, k, r)$ 
15:   $\vec{u} := \text{BigPrimeFieldAddition}(\vec{l}, \vec{h}, k, r)$ 
16:   $\vec{u} := \text{BigPrimeFieldAddition}(\vec{u}, \vec{c}, k, r)$ 
17:  return  $\vec{u}$ 
18: end procedure

```

There are a lot of single-precision modular multiplication in Algorithm 11, these modular arithmetic can be very expensive and decrease the efficiency of the whole algorithm, so we decide to use Montgomery multiplication [17] inside this process.

Montgomery multiplication is an algorithm for performing modular multiplication. It was presented by Peter L. Montgomery in 1985 [17]. This algorithm can speed up modular multiplication by avoiding division by the modulus without affecting modular addition and subtraction.

For a modulo p , let R be a number greater than p that is coprime to p . Assume also that R is some power of 2; hence multiplication and division by R can be done by shifting (on a computer using binary expansions for numbers); thus, they can be seen as inexpensive operations to perform. Since $\gcd(R, p) = 1$ holds, there exists a unique pair (R', p') of integers satisfying the following relation:

$$RR' - pp' = 1 \quad (42)$$

with $0 < R' < p$ and $0 < p' < R$. So that we have $p' = -p^{-1} \pmod{R}$.

For a non-negative integer a , where $0 \leq a < Rp$, *Montgomery reduction* computes $c := aR^{-1} \pmod{p}$ without division modulo p . Indeed, we have:

$$\begin{aligned} m &= ap' \pmod{R} \text{ for } 0 \leq m < R \\ c &= (a + mp)/R \end{aligned} \quad (43)$$

if $c \geq p$ holds, then $c := c - p$ is performed.

As we can see Montgomery multiplication requires a special representation of the elements that is for an element $a \in \mathbb{Z}/q\mathbb{Z}$ where q is a machine word size prime, we rewrite a into $(aR \bmod q)$ where R is the next power of 2 that is larger than q . In this form, multiplication can be performed efficiently without effect addition and subtraction. The Montgomery multiplication algorithm we use is as follow, supposing the machine word size is 64 bits.

Algorithm 12 Montgomery Multiplication in $\mathbb{Z}/q\mathbb{Z}$

```

1: input:
   - two numbers  $a$  and  $b$  in  $\mathbb{Z}/q\mathbb{Z}$ ,
   - the machine word size prime  $q$ ,
   - a number  $q' = -q^{-1} \bmod 2^{64}$ 
2: output:
   - a vector  $u$  representing the result of  $x \cdot y \in \mathbb{Z}/p\mathbb{Z}$ .
3: constant value:
   -  $c = abR^{-1} \bmod q$ 
4: procedure MONTGOMERYMULTIPLICATION( $a, b, q, q'$ )
5:    $R := 2^{64} - 1$ 
6:    $c := ab$ 
7:    $d := cq'$ 
8:    $c := c + q(d \& R)$ 
9:    $c := c \gg 64$ 
10:  if  $c \geq q$  then
11:     $c := c - q$ 
12:  end if
13:  return  $c$ 
14: end procedure

```

▷ $\&$ is the bit-wise and operation
▷ $\gg x$ is shift x bits to the right

The C code of the Montgomery multiplication for 64-bit numbers in the BPAS library can be found in Appendix 5.3 function 1.13 (by Svyatoslav Covanov).

Once we have the Montgomery multiplication function, the “convert-in” and “convert-out” process can be very simple. Let a be an element in $\mathbb{Z}/q\mathbb{Z}$, converting a to the Montgomery representation can be done using the following equation

$$aR \equiv \frac{a \cdot R^2}{R} \bmod q = \text{MontgomeryMultiplication}(a, R^2, q, q') \quad (44)$$

and the converting out from the Montgomery representation can be done by

$$a \equiv \frac{aR \cdot 1}{R} \bmod q = \text{MontgomeryMultiplication}(aR, 1, q, q') \quad (45)$$

So far, we have the full implementation of FFT-based multiplication between two arbitrary elements in the Generalized Fermat Prime Field. As we mentioned

before, we also have an implementation based on integer multiplication using the GMP library[14] following Algorithm 6. The experiment results comparing the two implementations can be found in Section 5.

4 A generic implementation of FFT over prime fields

In Section 4.1, we first review the tensor algebra formulation of FFT, following the presentation of [9]. In the same section, we also recall how one can transform the recursive formulation of the six-step DFT to an iterative version, where all DFTs are then performed on a fixed *base-case* size. In the context of Generalized Fermat prime fields, this reduction allows to take advantage of the “cheap” multiplication introduced in Section 2.3. Section 4.2 introduces the different finite fields that are implemented in the *Basic Polynomial Algebra Subprograms*, also known as the BPAS library [3]. For efficiency reasons and convenience purposes, fields with the same functionalities are implemented in both C and C++ languages. In Section 4.3, we explain how we implemented the FFT in the BPAS library following the method in Section 4.1. We show the template functions for different steps in the FFT which can adapt to all the finite fields in the BPAS library. Also, we will explain how we implement the DFT base-cases for 8, 16, 32 and 64 points.

4.1 The tensor algebra formulation of FFT

In the section we review the tensor formulation of FFT. First we define the tensor product of two matrices over a field[18].

Definition 1 *Let n, m, q, s be positive integers and let A, B be two matrices over \mathbb{h} with respective formats $m \times n$ and $q \times s$. The tensor (or Kronecker) product of A by B is an $mq \times ns$ matrix is denoted by $A \otimes B$ and defined by*

$$A \otimes B = \begin{bmatrix} a_{11}B & \cdots & a_{1n}B \\ \vdots & \ddots & \vdots \\ a_{m1}B & \cdots & a_{mn}B \end{bmatrix} \quad (46)$$

For example, we have two matrices

$$A = \begin{bmatrix} 0 & 1 \\ 2 & 3 \end{bmatrix} B = \begin{bmatrix} 1 & 2 \\ 3 & 4 \end{bmatrix}$$

Then we have

$$A \otimes B = \begin{bmatrix} 0 \cdot B & 1 \cdot B \\ 2 \cdot B & 3 \cdot B \end{bmatrix} = \begin{bmatrix} 0 & 0 & 1 & 2 \\ 0 & 0 & 3 & 4 \\ 2 & 4 & 3 & 6 \\ 6 & 8 & 9 & 12 \end{bmatrix}$$

Definition 2 For matrices A and B , operator \oplus is defined as follow

$$A \oplus B = \begin{bmatrix} A & 0 \\ 0 & B \end{bmatrix}$$

For n matrices $A_0 \dots A_{n-1}$, the \oplus sum of them is defined as

$$\bigoplus_{i=0}^{n-1} A_i = A_0 \oplus A_1 \oplus \dots \oplus A_{n-1} = \begin{bmatrix} A_0 & & & \\ & A_1 & & \\ & & \ddots & \\ & & & A_{n-1} \end{bmatrix}. \quad (47)$$

In a ring R , an n -point DFT_n can be seen as a linear map of $R^n \mapsto R^n$. In the BPAS library, we use the six-step recursive FFT algorithm presented in [9]. It can be represented by the following equation

$$\text{DFT}_N = L_K^N (I_J \otimes \text{DFT}_K) L_J^N D_{K,J} (I_K \otimes \text{DFT}_J) L_K^N \text{ with } N = J K \quad (48)$$

which uses the divide-and-conquer idea of Fürer's algorithm. For the part of $I_K \otimes \text{DFT}_J$, we can further expand it to using the base-case DFT_K . Hence, if we have an efficient implementation of the base-case, we will have an efficient algorithm for FFT.

In equation 48, L_K^N is called a stride permutation and $D_{K,J}$ is called a twiddle factor. They are defined as follow.

Definition 3 The stride permutation L_m^{mn} permutes an input vector \vec{x} of length mn as follows

$$\vec{x}[in + j] \mapsto \vec{x}[jm + i] \quad (49)$$

Basically what the stride permutation does is, for an input vector \vec{x} with length mn , it treats the vector as a $n \times m$ matrix and does a transposition on it.

$$L_m^{mn}(M_{n \times m}) = (M_{n \times m})^T \quad (50)$$

For example, the input vector is $\vec{x}_8 = [0, 1, 2, 3, 4, 5, 6, 7]$, with $m = 2$ and $nm = 8$, the $n \times m$ matrix is

$$M_{n \times m}^T = \begin{bmatrix} 0 & 1 \\ 2 & 3 \\ 4 & 5 \\ 6 & 7 \end{bmatrix}^T = \begin{bmatrix} 0 & 2 & 4 & 6 \\ 1 & 3 & 5 & 7 \end{bmatrix}$$

So $L_m^{mn}(\vec{x}) = [0, 2, 4, 6, 1, 3, 5, 7]$

Definition 4 The twiddle factor $D_{K,J}$ is a matrix of the powers of ω .

$$D_{K,J} = \bigoplus_{j=0}^{K-1} \text{diag}(1, \omega_i^j, \dots, \omega_i^{j(J-1)}) \quad (51)$$

We can compute all the twiddle factor multiplication with Algorithm 11, but as is introduced in Fürer's paper[12], we want to compute the base-case DFT_K using a cheaper multiplication with some K -th primitive root of unity.

Now, we want to compute DFT_{K^e} by computing DFT_K . The twiddle factor here should be $D_{K, K^{e-s}}$ where $\omega_i = \omega^{K^{s-1}}$ for $(1 \leq s < e)$. And we know from Section 2 that for a Generalized Fermat prime $p = r^k + 1$, r is a $2k$ -th primitive root of unity, then we have $\omega^N = r^{2k} = 1 \pmod{p}$. Hence, we can use following method to compute the twiddle factor multiplication $y = x \cdot \omega^{i(N/K)+j}$.

$$y = (x \cdot \omega^{iN/K}) \cdot \omega^j \quad (52)$$

$$= (x \cdot r^{2ki/K}) \cdot \omega^j \quad (53)$$

$$= (x \cdot r^i) \cdot \omega^j \quad (54)$$

We use Algorithm 1.2 to compute the multiplication with r^i which is very cheap, and only compute the twiddle factor multiplication with ω^j using Algorithm 11. We can pre-compute all the power of ω^j for $0 \leq j < N/K$ to further reduce the complexity of the algorithm. In conclusion, to compute DFT on K^e points, we need to pre-compute the power of ω^j for all $0 \leq j < K^{e-1} - 1$.

We can see that once we have an efficient implementation of the base-case DFT_K , we can compute DFT_N at any size where N is some power of 2. In Section 4.3, we will explain how we implement the efficient base-case in the BPAS library.

4.2 Finite fields in the BPAS library

In order to provide both efficiency and convenience, we implemented the following finite fields in the BPAS library using either the C or C++ language.

SmallPrimeField C++ Class: C++ implementation in the BPAS library of a prime field of the form $\text{GF}(p)$ where p is an arbitrary prime number of machine word size.

SmallPrimeField in C: Set of C functions in the BPAS library implementing arithmetic operations in a prime field of the form $\text{GF}(p)$ where p is an arbitrary prime number of machine word size.

BigPrimeField C++ Class: C++ implementation in the BPAS library of a prime field of the form $\text{GF}(p)$ where p is an arbitrary prime number without any restrictions on its size.

BigPrimeField in C: Set of C functions (provided by the GMP library) implementing arithmetic operations in a prime field of the form $\text{GF}(p)$ where p is an arbitrary prime number without any restrictions on its size.

GeneralizedFermatPrimeField C++ Class: C++ implementation in the BPAS library of a prime field of the form $\text{GF}(p)$ where p is a Generalized Fermat prime, see Section 2.

GeneralizedFermatPrimeField in C (GMP-based): Set of C functions implementing arithmetic operations in a prime field of the form $\text{GF}(p)$ where p is a Generalized Fermat prime, see Section 2.

GeneralizedFermatPrimeField in C (FFT-based): Set of C functions implementing arithmetic operations in a prime field of the form $\text{GF}(p)$ where p is a Generalized Fermat prime, see Section 2. Note that in this case, the multiplication of two elements of the field is done by FFT as we described in 3.3.

Both of the `SmallPrimeField` implementations use machine word size primes (the `long long int` type in C and C++) and have the same functionalities. And all the arithmetic is done using Montgomery representation, see [17]. In the C++ class, we convert all the objects into Montgomery representation in the constructor and convert out when users call the convert out method or printing method. The C version has functions for converting in and out, the users should call these functions before and after doing any computations.

Inside the `SmallPrimeField` class, we overload the arithmetic operators $+$, $-$, $*$, $/$ as well as the Boolean operators $==$, $!=$, $>$, $<$, $>=$, $<=$; we also have methods for computing the inverse of an elements in the finite field as well as for exponentiation by any integer exponent. For multiplication, we use Algorithm 12. Finally, we follow the method introduced in [15] (see Algorithms 2.23 and 2.25) for the Montgomery-based inversion.

The calling sequence of the `SmallPrimeField` class is as follows.

```

1 | #include "bpas.h"
2 | int main(){
3 |     int p = 257;
4 |     SmallPrimeField::setPrime(p);
5 |     //set the prime to 257
6 |     int n = 234;
7 |     SmallPrimeField a(n);
8 |     //create an object that equal to n mod p
9 |     SmallPrimeField b(100);
10 |    //create an object that equal to 100 mod p
11 |    SmallPrimeField a;
12 |    //create a 0 object
13 |    c = a + b;
14 |    c = a - b;
15 |    c = a * b;
16 |    c = a.inverse();
17 |    c = a^5;
18 |    cout << c << endl;
19 | }
```

Listing 1.5: Calling sequence of `SmallPrimeField` class in the BPAS library

An example of using the C implementation of `SmallPrimeField` follows.

```

1 | #include "bpas.h"
2 | int main(){
3 |     long int p = 257;
4 |     long int Pp = getPp(p,R);
5 |     //R can be computed as 2^64 mod p
6 |     long int a = 100;
7 |     long int b = 576;
8 |     a = covert_in(a, p,R);
9 |     b = covert_in(b, p,R);
10 |    a = add(a,b,p);
11 |    //a = a + b mod p
12 |    a = sub(a,b,p);
13 |    //a = a - b mod p
14 |    a = multi(a,b,p,R,Pp);
15 |    //a = a*b/R mod p;
16 |    a = covert_out(a, p,R);
17 | }

```

Listing 1.6: Calling sequence of `SmallPrimeField` macro in the BPAS library

Section 5 shows the experimental data of FFT over `SmallPrimeField` in C and C++.

The `BigPrimeField` class has the same functionality as the `SmallPrimeField` class, except that all the arithmetic is done using GMP integers (type `mpz_class`). So users can choose prime numbers of any size.

The `GeneralizedFermatPrimeField` Class and `GeneralizedFermatPrimeField` C functions follow the representation and arithmetic we introduced in Section 2. We implemented multiplication between two arbitrary element using both FFT-based method and GMP-based method in the C version. The default one for overloading the operator `*` in the class is the GMP-based one.

4.3 BPAS implementation of the FFT

In the BPAS library, we implemented an FFT algorithm using the six-step FFT we described in Section 4.1. Recall the six-step FFT formula

$$\text{DFT}_N = L_K^N (I_J \otimes \text{DFT}_K) L_J^N D_{K,J} (I_K \otimes \text{DFT}_J) L_K^N \text{ with } N = J K$$

where L is the stride permutation, and D is the twiddle factor multiplication.

Other than the three steps of the permutation and one call of twiddle factor multiplication, we still need to perform the the base-case DFT_K as we explained in Section 4.1. Inside the BPAS library, we implemented base-cases for $K = 8, 16, 32, 64$ and reduced them into DFT_2 . First, let us see the function for computing $\text{DFT}_2(x_0, x_1)$

$$\text{DFT}_2(x_0, x_1) = (x_0 + x_1, x_0 - x_1) \quad (55)$$

For $K = 2^n$, we reduce DFT_K to DFT_2 by

$$\text{DFT}_{2^n} = L_2^{2^n} (I_{2^{n-1}} \otimes \text{DFT}_2) L_{2^{n-1}}^{2^n} D_{2,2^{n-1}} (I_2 \otimes \text{DFT}_{2^{n-1}}) L_2^{2^n} \quad (56)$$

We follow Algorithm 13 to compute a N -point DFTs where $N = K^e$ and e is a positive integer.

Algorithm 13 Computing DFT on K^e points in $\mathbb{Z}/p\mathbb{Z}$

```

1: input:
   - size of the base-case  $K(8,16,32 \text{ or } 64)$ , a positive integer  $e$ ,
   - a vector  $\vec{x}$  of size  $K^e$ ,
   -  $\omega$  which is a  $K^e$ -th primitive root of unity in  $\mathbb{Z}/p\mathbb{Z}$ .
2: output:
   - the final result stored in  $\vec{x}$ 
3: procedure DFT_GENERAL( $\vec{x}, K, e, \omega$ ,)
4:   for  $0 \leq i < e - 1$  do
5:     for  $0 \leq j < K^i$  do
6:       stride_permutation(& $x_{jK^{e-i}}$ ,  $K, K^{e-i-1}$ )
7:     end for
8:   end for ▷ Step 1
9:    $\omega_a := \omega^{K^{e-1}}$ 
10:  for  $0 \leq j < K^{e-1}$  do
11:     $idx := jK$ 
12:    DFT_K(& $x_{idx}$ ,  $\omega_a$ )
13:  end for ▷ Step 2
14:  for  $e - 2 \geq i \geq 0$  do
15:     $\omega_i := \omega^{K^i}$ 
16:    for  $0 \leq j < K^i$  do
17:       $idx := jK^{e-i}$ 
18:      twiddle(& $x_{idx}$ ,  $K^{e-i-1}, K, \omega_i$ ) ▷ Step 3
19:      stride_permutation(& $x_{idx}$ ,  $K^{e-i-1}, K$ ) ▷ Step 4
20:    end for
21:    for  $0 \leq j < K^{e-1}$  do
22:       $idx := jK$ 
23:      DFT_K(& $x_{idx}$ ,  $\omega_a$ )
24:    end for ▷ Step 5
25:    for  $0 \leq j < K^i$  do
26:       $idx := jK^{e-i}$ 
27:      stride_permutation(& $x_{idx}$ ,  $K, K^{e-i-1}$ )
28:    end for
29:  end for ▷ Step 6
30: end procedure

```

The same code for stride permutation (function stride_permutation in Algorithm 13) is used for all BPAS finite fields. Indeed that part is independent of the finite field used for the FFT. The C code of the stride permutation is listed below.

```

1 void stride_permutation(ELEMENTS* A, int m, int n){
2   int blocksize=m^((m^n)&(-(m>n)));
3   blocksize=BLOCKSIZE^((BLOCKSIZE^blocksize)&(-(BLOCKSIZE>
   blocksize)));
4   ELEMENTS* B = new ELEMENTS[m*n];
5   for (int i = 0; i < n; i += blocksize) {
6     for (int j = 0; j < m; j += blocksize) {
7       // transpose the block beginning at [i,j]
8       for (int k = i; k < i + blocksize; ++k) {
9         for (int l = j; l < j + blocksize; ++l) {
10          B[k+l*n] = A[l+k*m];
11        }
12      }
13    }
14  }
15  for (long int i=0; i<m*n; i++)
16    A[i]=B[i];
17 }

```

Listing 1.7: Stride permutation for FFT

The same template code for twiddle factor multiplication (function `twiddle` in Algorithm 13) is used for all BPAS finite fields. This template code has 4 specializations

- one for both `SmallPrimeField` (C and C++); switching between C and C++ is done by compilation directive
- one for each of `BigPrimeField` (C and C++);
- one for `GeneralizedFermatPrimeField` (C and C++); switching between C and C++ is done by compilation directive.

The C code of the twiddle template function is as follows. The only difference for different prime fields is the multiplication used in line 5 and 6.

```

1 void twiddle(ELEMENTS* vector, int m, int n, ELEMENTS
   omega_w){
2   for (int j=0; j<n; j++){
3     for(int i=0; i<m; i++){
4       ELEMENTS t;
5       t=POW(omega_w, (i*j));
6       vector[j*m+i]=vector[j*m+i]*(t);
7     }
8   }
9 }

```

Listing 1.8: Twiddle factor multiplication for FFT

For the base-case, that is, `DFT_K` in Algorithm 13, the same template code for is used for all BPAS finite fields. Similarly to the function `twiddle`, specializations are provided for each BPAS finite field. Three specializations differ by their calls to functions doing addition, subtraction and multiplication.

Note that for multiplication by a power of the primitive root, in the case of `GeneralizedFermatPrimeField`, we use the techniques described in Section 2.3

Now, let us consider the base-case of $K = 8$, where ω is an 8-th primitive root in $\text{GF}(p)$.

$$\text{DFT}_8 = L_2^8 (I_4 \otimes \text{DFT}_2) L_4^8 D_{2,4} (I_2 \otimes \text{DFT}_4) L_2^8 \quad (57)$$

$$\text{DFT}_4 = L_2^4 (I_2 \otimes \text{DFT}_2) L_2^4 D_{2,2} (I_2 \otimes \text{DFT}_2) L_2^4 \quad (58)$$

$$\text{DFT}_8 = L_2^8 (I_4 \otimes \text{DFT}_2) L_4^8 D_{2,4} (I_2 \otimes (L_2^4 (I_2 \otimes \text{DFT}_2) L_2^4 D_{2,2} (I_2 \otimes \text{DFT}_2) L_2^4)) L_2^8 \quad (59)$$

where

$$D_{2,4} = (1, 1, 1, 1, \omega_0^0, \omega_0^1, \omega_0^2, \omega_0^3) \quad (60)$$

$$D_{2,2} = (1, 1, \omega_1^0, \omega_1^1) \quad (61)$$

For a prime field with an arbitrary p , we have for DFT_8 , $\omega_0 = \omega^{N/K} = \omega$ and for DFT_4 , $\omega_1 = \omega^{(N/K)^2} = \omega^2$.

For a Generalized Fermat prime field where the prime is $p = r^4 + 1$ we have for DFT_8 , $\omega_0 = \omega^{N/K} = r^{2k/K} = r$ and for DFT_4 , $\omega_1 = \omega^{(N/K)^2} = r^2$. Then, the twiddle factors are

$$D_{2,4} = (1, 1, 1, 1, 1, r, r^2, r^3) \quad (62)$$

$$D_{2,2} = (1, 1, 1, r^2) \quad (63)$$

Hence, multiplication with the twiddle factors can be done by cyclic shift from Section 2.3.

Now, we follow Equation (59) from right to left and get the following unrolled algorithm for DFT_8 .

Algorithm 14 Unrolled DFT base-case when $K = 8$

```

1: procedure DFT8( $\vec{a}, \omega_i$ )
2:   DFT2(&a0, &a4);
3:   DFT2(&a2, &a6);
4:   DFT2(&a1, &a5);
5:   DFT2(&a3, &a7);                                ▷ dft on permuted indexes
6:
7:    $a_6 := a_6 \omega^2$ ;
8:    $a_7 := a_7 \omega^2$ ;                                ▷ twiddle
9:
10:  DFT2(&a0, &a2);
11:  DFT2(&a4, &a6);
12:  DFT2(&a1, &a3);
13:  DFT2(&a5, &a7);                                ▷ dft on permuted indexes
14:
15:   $a_5 := a_5 \omega^1$ ;
16:   $a_3 := a_3 \omega^2$ ;
17:   $a_7 := a_7 \omega^2$ ;                                ▷ twiddle
18:
19:  DFT2(&a0, &a1);
20:  DFT2(&a4, &a5);
21:  DFT2(&a2, &a3);
22:  DFT2(&a6, &a7);                                ▷ dft on permuted indexes
23:
24:  swap(&a1, &a4);
25:  swap(&a3, &a6);                                ▷ final permutation
26:  return  $\vec{a}$ ;
27: end procedure

```

The `swap` function swap the value of of its two parameters. The other DFT base-case codes are relatively long so we only show the number of lines here. The numbers of lines for unrolled DFT_K are shown in Table 2 (not counting comments). The C code can be found in the BPAS library.

K	8	16	32	64
number of lines	19	55	141	359

Table 2: Numbers of lines in n-point unrolled FFT.

Finally, and consequently, the same template code for Algorithm 5.1 is used for all BPAS finite fields.

5 Experimentation

In this section, we present experimental data of FFT over the finite fields in the BPAS library. In Section 5.1, we compare our implementation of FFT over `SmallPrimeField` Class and C functions as well as another highly optimized FFT implementation from the BPAS library. Also, we compare the two implementations of the multiplication in $\mathbb{Z}/p\mathbb{Z}$ introduced in Section 3; the results are in Section 5.2.

In Section 5.3, we report results of FFT over over `BigPrimeField`, `GeneralizedFermatPrimeField` using GMP-based multiplication and `GeneralizedFermatPrimeField` using FFT-based multiplication written in C. Clearly, the latter scenario gives better running times than the other two.

All the experimental results have been verified using Maple, Python and GMP [14].

5.1 FFT over small prime fields

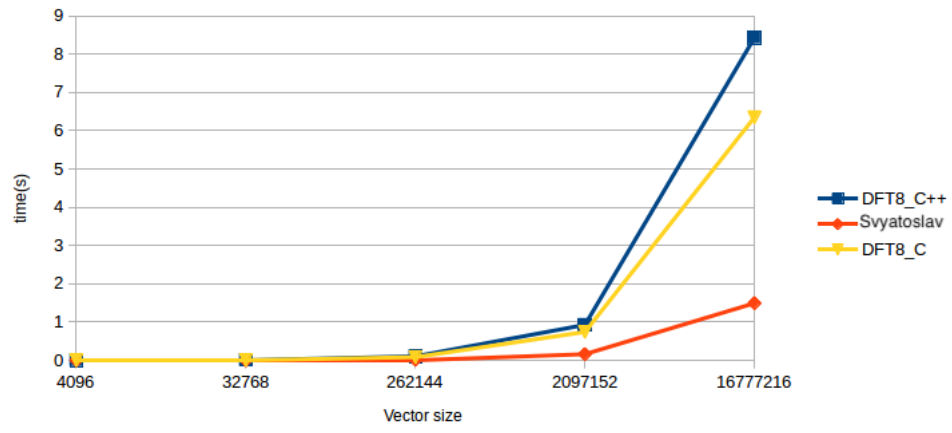
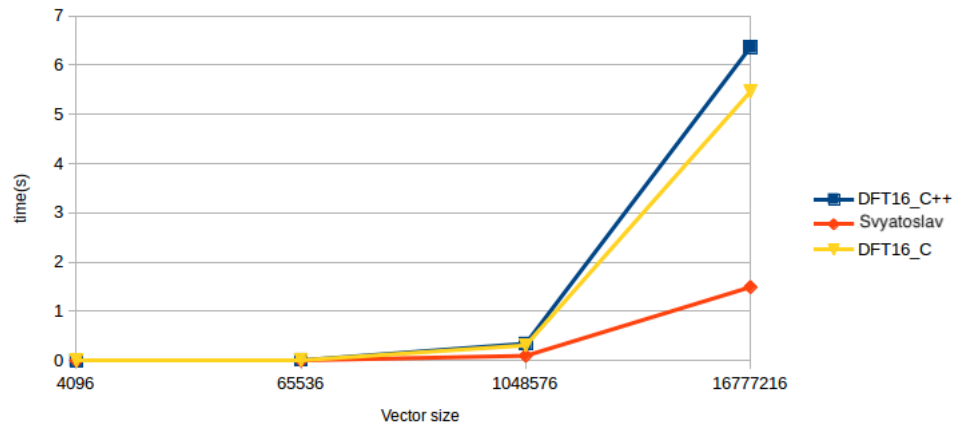
Before the work reported in this article, various implementations of FFT over small finite fields were developed in the BPAS library. In particular, a highly optimized version by Svyatoslav Covanov is presented in [3]. For this latter, the source code of the FFT is generated at compile time: it takes into account the characteristics of the targeted hardware and it is specialized for a particular prime field. This latter feature allows compiler optimization strategies which are not possible for a generic implementation like the one presented in Section 4.

Nevertheless, it is interesting to compare our generic implementation (over the `SmallPrimeField` class and `SmallPrimeField` in C) against the highly optimized FFT produced by Covanov's code generator.

As introduced in Section 4.3, our implementation of FFT is based on an unrolled code for the base-case DFT functions DFT_K , where K can be 8, 16, 32 or 64. In the following results, we refer to Svyatoslav Covanov's implementation as *Svyatoslav*, and refer to our implementation of FFT using base-case DFT_K as DFT_{K-C++} and DFT_{K-C} depending on which `SmallPrimeField` (C++ class or C functions) it uses.

Figures 1, 2 and 3 show the time spending on FFT over large vectors using base-case size of 8, 16 and 32 respectively. The x -axis gives the size of the vectors. The y -axis is time in seconds. All the results are based on average time of 50 trails. We can see that the C++ class is slower than the C functions with the implementation of the same algorithm.

Our best result is still slower than Svyatoslav's by the factor of 5. As mentioned above, this is because his code is specialized at the prime number together with embedded assembly code. All the experimental results in this section were realized on an Intel(R) Core(TM) 2.90GHz i5-528U CPU.

Fig. 1: FFT over small prime field with DFT_8 Fig. 2: FFT over small prime field with DFT_{16}

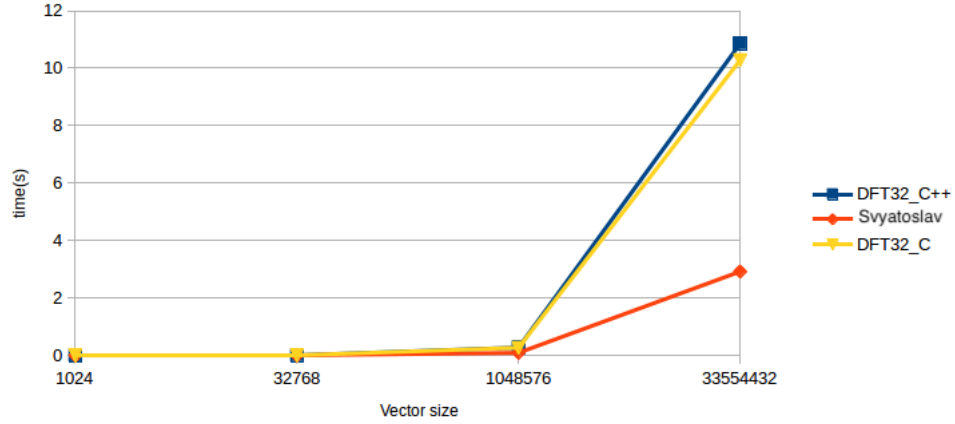


Fig. 3: FFT over small prime field with DFT_{32}

5.2 Multiplication in generalized Fermat prime fields

As in Section 3, we have two multiplication algorithms between two arbitrary elements of the generalized Fermat prime field $\mathbb{Z}/p\mathbb{Z}$. One of them is based on negacyclic convolution using unrolled DFT base-case 3.1 (referred to as FFT-based in the figures and tables), the other one is based on GMP integer multiplication 3.1 (referred to as GMP-based in the figures and tables). We want to compare the time cost of these two approaches. Also we want to see where we are comparing with big integer modular multiplication using GMP library, where we don't use radix representation of the numbers but use the integer type provided by the GMP library.

We gave the same input to the three multiplication functions, and verified the results against each other. Table 3 shows the time costs of one multiplication operation using the three different approaches with regard to k (where $p = r^k + 1$). The time given is in 10^{-6} second scale. We can see clearly that the FFT-based multiplication is faster than the GMP-based one. And the speedup is more obvious when k increases. But both of our approaches are slower than using pure GMP functions.

Figure 4 shows the cost ratio of FFT-based and GMP-based multiplication versus GMP multiplication.

k	FFT-based	GMP-based	GMP
8	1303.38	1443.05	224.03
16	2602.56	2886.63	471.45
32	5500.56	6865.14	1282.36
64	10656.10	17649.23	3032.44

Table 3: Time cost of one multiplication operation using FFT-based, GMP-based and GMP approaches.

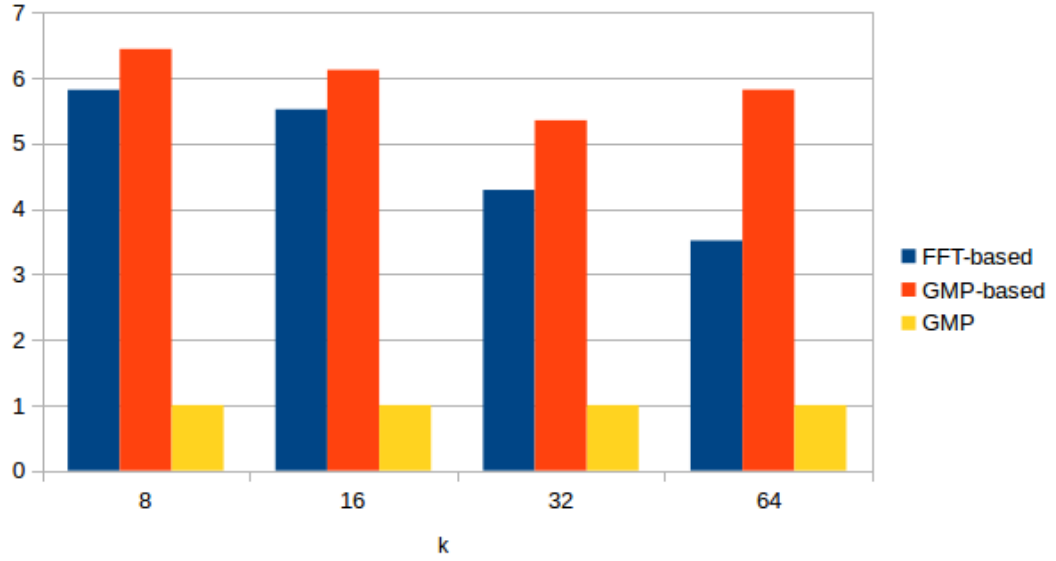


Fig. 4: FFT-based multiplication vs. GMP-based multiplication vs. GMP multiplication

As introduced in Section 3.3, the FFT-based multiplication (in the generalized Fermat prime field) takes several steps:

- Step 1 convert the input elements into Montgomery representation
- Step 2 negacyclic convolution
- Step 3 convert the result out from Montgomery representation
- Step 4 Chinese Remainder Theorem Algorithm
- Step 5 LHC algorithm
- Step 6 cyclic shift and addition to get the final result.

Figure 5 shows the time costs of the above 6 steps *w.r.t* k . Table 4 shows the percentage of running time for each step over the total time of the multiplication

operation. Convolution takes the dominate part of the cost which fits in the analysis we made in Section 3.2

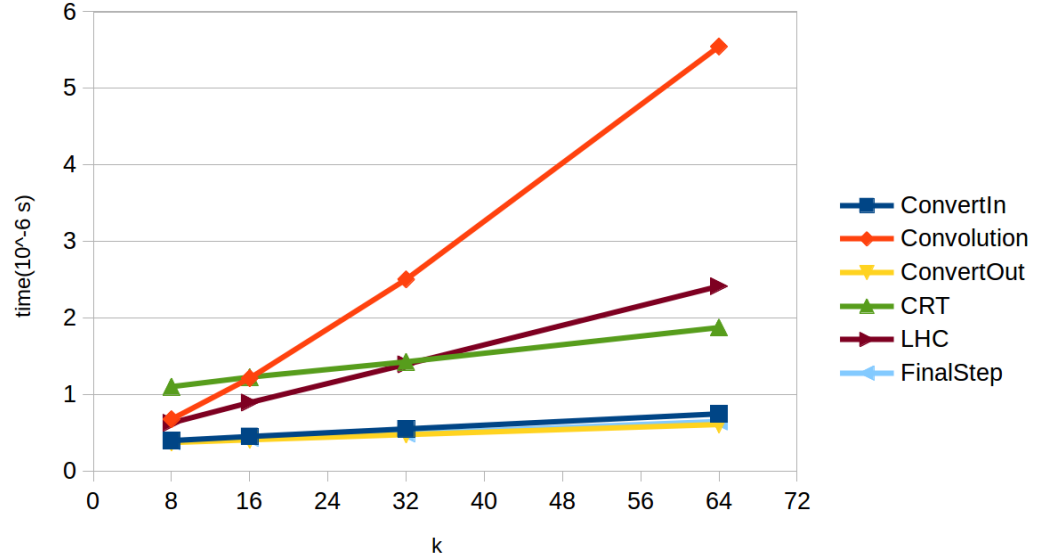


Fig. 5: Time spends in different parts of the FFT-based multiplication

k	ConvertIn	Convolution	ConvertOut	CRT	LHC	Final step
8	11.17	18.98	10.44	30.88	17.65	10.89
16	9.77	26.20	8.84	26.51	19.34	9.34
32	8.06	36.59	6.97	20.86	20.37	7.16
64	6.32	46.83	5.14	15.83	20.40	5.48

Table 4: Time cost in different parts of the FFT-based multiplication in percentage.

5.3 FFT over big prime fields

In this section, we provide experiment data for FFT over big prime fields. The FFT function we use is that of Algorithm 13, except that we pre-compute all the power of ω and passed them as input to the algorithm; this is a standard optimization in FFT code over finite fields [18].

We compare FFT computation using the arithmetic over the following finite fields:

- GeneralizedFermatPrimeField in C functions (FFT-based) 4.2
- GeneralizedFermatPrimeField in C functions (GMP-based) 4.2
- BigPrimeField in C functions (GMP) 4.2

where K is the base-case size and K^e is the input vector size. We should notice that for a prime number $p = r^k + 1$, the base-case size we choose should always satisfy $K = 2k$. Table 5 gives the prime numbers we use for different base-cases.

K	k	r
16	8	$2^{59} + 2^{16}$
32	16	$2^{58} + 2^{10}$
64	32	$2^{56} + 2^{21}$

Table 5: Primes used for different base-cases

Table 6 gives the time cost of FFT on vector with size K^e over the three prime fields. Figure 6 shows the cost ratio of GMP-based and GMP versus FFT-based. We can clearly see that FFT over GeneralizedFermatPrimeField using FFT-based multiplication is faster than the other two while BigPrimeField using GMP C functions beats the GMP-based one as the vector size increasing.

K	e	FFT-based	GMP-based	GMP
16	2	0.211	0.281	0.348
16	3	5.961	8.287	8.669
32	2	1.819	2.49	2.47
32	3	109.681	152.877	140.342
64	2	15.775	22.688	22.912
64	3	1995.939	2865.527	2626.658

Table 6: Time cost of FFT on vector size K^e over different prime fields

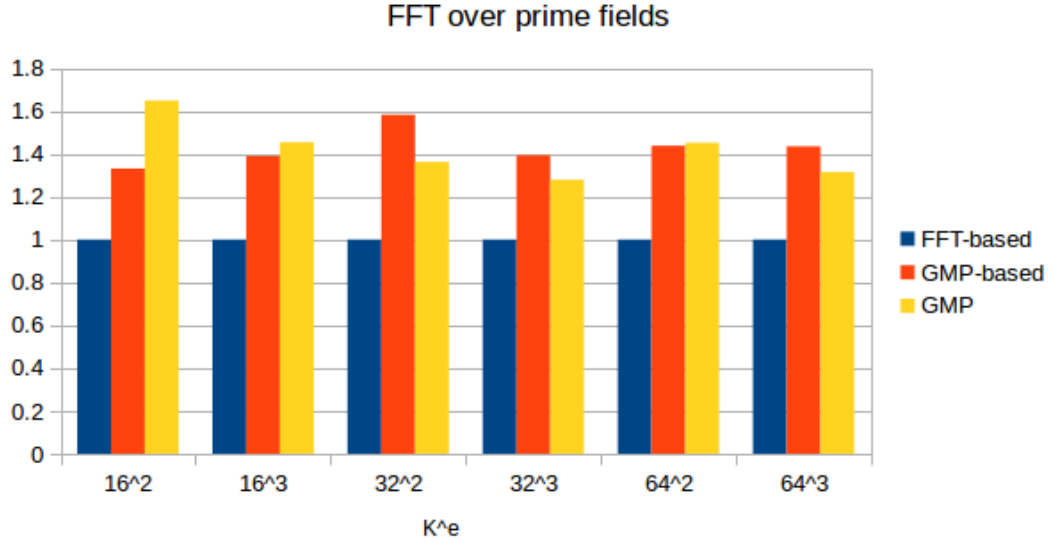


Fig. 6: FFT of size K^e where $K = 16$

Table 7 gives the high-level profiling data on different steps in the FFT algorithm for $K = 64$ and $e = 3$. For both FFT-based and GMP-based implementations of `GeneralizedFermatPrimeField`, most of the time is spent on twiddle factor multiplication where we need to multiply two arbitrary elements in the fields. Comparing with the GMP one, we spent less time in the base-case DFTs, since we only use shift for the multiplication inside the base-case code and that is where we gain our speed up. This profiling result agrees with our original thought of using the trick from Fürer’s paper[11].

time(ms)	permutation	DFT _K	Twiddle
FFT-based	8.08	1400.53	3460.98
GMP-based	7.84	1307.23	6996.69
GMP	721.98	6418.14	1551.41

Table 7: Time spend in different parts of the FFT function when $K = 64, e = 3$

We can see from Figure 4 that for multiplication between two arbitrary elements in a big prime field, the two implementations of ours (FFT-based and GMP-based) are both slower than pure GMP arithmetic. But Figure 6 shows that for computing a FFT over big vectors, using `GeneralizedFermatPrimeField` arithmetic with FFT-based multiplication can be more efficient than using pure GMP arithmetic. The main reason is that most of the multiplications are done

by the cheap (actually linear time) multiplication, see Section 2.3 in the GeneralizedFermatPrimeField while for pure GMP arithmetic all the multiplications are done using the same algorithm.

Table 8 shows the average time spending in one modular multiplication operation in FFT on vectors with size K^e . Figure 7 gives the ratio of GMP-based and GMP versus FFT-based. We can see that, when computing FFT over Generalized Fermat prime fields, the average time of multiplication operation is less than that of GMP arithmetic. Now we can prove that by using the cheap multiplication with the power of r , we can lower the average time spent in multiplication, and further speed up the FFT process.

K	e	FFT-based	GMP-based	GMP
16	2	0.000179	0.000299	0.00018
16	3	0.000197	0.000287	0.000221
32	2	0.00031	0.000417	0.000389
32	3	0.000354	0.00048	0.000415
64	2	0.000553	0.000816	0.001095
64	3	0.000652	0.000972	0.001157

Table 8: Average multiplication time of FFT over big prime fields (Time is in ms)

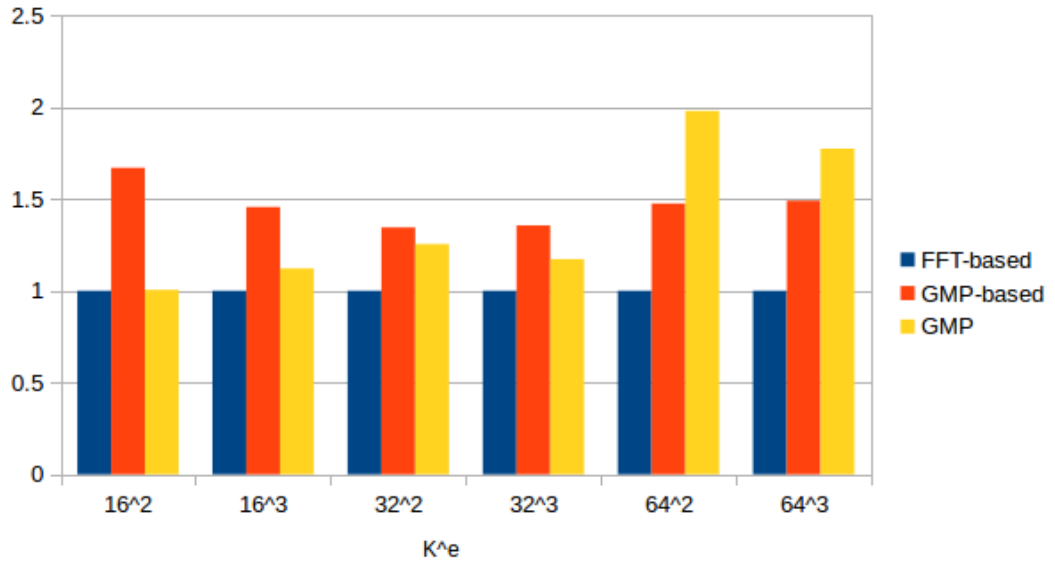


Fig. 7: Average time of one multiplication operation in FFT

Acknowledgements

The authors would like to thank IBM Canada Ltd (CAS project 880) and NSERC of Canada (CRD grant CRDPJ500717-16).

Bibliography

- [1] E. A. Arnold. Modular algorithms for computing Gröbner bases. *J. Symb. Comput.*, 35(4):403–419, 2003.
- [2] C. Chen, S. Covanov, F. Mansouri, M. Moreno Maza, N. Xie, and Y. Xie. The basic polynomial algebra subprograms. In H. Hong and C. Yap, editors, *Mathematical Software - ICMS 2014 - 4th International Congress, Seoul, South Korea, August 5-9, 2014. Proceedings*, volume 8592 of *Lecture Notes in Computer Science*, pages 669–676. Springer, 2014.
- [3] C. Chen, S. Covanov, F. Mansouri, M. Moreno Maza, N. Xie, and Y. Xie. The basic polynomial algebra subprograms. In *Mathematical Software - ICMS 2014 - 4th International Congress, Seoul, South Korea, August 5-9, 2014. Proceedings*, pages 669–676, 2014.
- [4] Liangyu Chen, Svyatoslav Covanov, Davood Mohajerani, and Marc Moreno Maza. Big prime field FFT on the GPU. In *Proceedings of the 2017 ACM on International Symposium on Symbolic and Algebraic Computation, ISSAC 2017, Kaiserslautern, Germany, July 25-28, 2017*, pages 85–92, 2017.
- [5] J. Cooley and J. Tukey. An algorithm for the machine calculation of complex fourier series. *Mathematics of Computation*, 19(90):297–301, 1965.
- [6] X. Dahan, M. Moreno Maza, É. Schost, W. Wu, and Y. Xie. Lifting techniques for triangular decompositions. In M. Kauers, editor, *ISSAC 2005, Proceedings*, pages 108–115. ACM, 2005.
- [7] A. De, P. P. Kurur, C. Saha, and R. Saptharishi. Fast integer multiplication using modular arithmetic. *SIAM J. Comput.*, 42(2):685–699, 2013.
- [8] Anindya De, Piyush P. Kurur, Chandan Saha, and Ramprasad Saptharishi. Fast integer multiplication using modular arithmetic. In *STOC*, pages 499–506, 2008.
- [9] F. Franchetti and M. Püschel. FFT (fast fourier transform). In *Encyclopedia of Parallel Computing*, pages 658–671. 2011.
- [10] Matteo Frigo, Charles E. Leiserson, Harald Prokop, and Sridhar Ramachandran. Cache-oblivious algorithms. *ACM Transactions on Algorithms*, 8(1):4, 2012.
- [11] M. Fürer. Faster integer multiplication. In D. S. Johnson and U. Feige, editors, *Proceedings of the 39th Annual ACM Symposium on Theory of Computing, San Diego, California, USA, June 11-13, 2007*, pages 57–66. ACM, 2007.
- [12] M. Fürer. Faster integer multiplication. *SIAM J. Comput.*, 39(3):979–1005, 2009.
- [13] J. Gathen and J. Gerhard. *Modern Computer Algebra (3. ed.)*. Cambridge University Press, 2013.
- [14] Torbjörn Granlund and the GMP development team. *GNU MP: The GNU Multiple Precision Arithmetic Library*, 5.0.5 edition, 2012. <http://gmplib.org/>.
- [15] D. Hankerson, A.J. Menezes, and S. Vanstone. *Guide to Elliptic Curve Cryptography*. Springer Publishing Company, Incorporated, 1st edition, 2010.
- [16] A. Karatsuba and Yu. Ofman. Multiplication of multidigit numbers on automata. *Soviet Physics Doklady*, (7):595–596, 1963.
- [17] Peter L Montgomery. Modular multiplication without trial division. *Mathematics of computation*, 44(170):519–521, 1985.
- [18] Wei Pan. *Algorithmic Contributions to the Theory of Regular Chains*. PhD thesis, the University of Western Ontario, 2011.
- [19] A. Schönhage and V. Strassen. Schnelle multiplikation großer zahlen. *Computing*, 7(3-4):281–292, 1971.

- [20] W. Strassen. Gaussian elimination is not optimal. *Numerische Mathematik*, 13:354–356, 1969.
- [21] J. von zur Gathen and J. Gerhard. *Modern Computer Algebra*. Cambridge University Press, New York, NY, USA, 2 edition, 2003.

Appendx A. C Functions for Multiplication in Generalized Fermat Prime Field

```

1 //mult_u128_u128_hi128: returns ((x0+x1.u64)*(y0+y1.u64))
  >>128
2 void __inline__ mult_u128_u128_hi128(const usfixn64 & x0,
   const usfixn64 & x1,
3 const usfixn64 & y0, const usfixn64 & y1, usfixn64 & q)
4 {
5     usfixn64 s0, s1, s2;
6     usfixn64 c1;
7
8     q = 0;
9
10    //      s0 = (__int128) x0 * (__int128) y0;
11    //      s0>>=64;
12    __asm__ (
13        "movq  %1, %%rax;\n\t"           // rax = a
14        "mulq  %2;\n\t" // rdx:rax = a * b
15        "movq  %%rdx, %0;\n\t" // s1 = rdx
16        : "=rm" (s0)
17        : "rm"(x0), "rm"(y0)
18        : "%rax", "%rdx");
19
20    //      s1 = (__int128) x1 * (__int128) y0;
21    //      c1 = (s1 >> 64);
22    //      s1 = s1 & (U64_MASK);
23
24    __asm__ (
25        "movq  %2, %%rax;\n\t"           // rax = a
26        "mulq  %3;\n\t" // rdx:rax = a * b
27        "movq  %%rax, %0;\n\t" // s1 = rdx
28        "movq  %%rdx, %1;\n\t" // s1 = rdx
29        : "=rm" (s1), "=rm"(c1)
30        : "rm"(x1), "rm"(y0)
31        : "%rax", "%rdx");
32
33    //      s2 = (__int128) x0 * (__int128) y1;
34    //      c2 = (s2 >> 64);
35    //      s2 = s2 & (U64_MASK);
36
37    __asm__ (
38        "movq  %2, %%rax;\n\t"           // rax = a
39        "mulq  %3;\n\t" // rdx:rax = a * b
40        "movq  %%rax, %0;\n\t" // s1 = rdx
41        //      "movq  %%rdx, %1;\n\t" //
          s1 = rdx
42        "addq  %%rdx, %1;\n\t" // s1 = rdx
43        : "=rm" (s2), "=rm"(c1)

```



```

44         : "rm"(x0), "rm"(y1)
45         : "%rax", "%rdx");
46
47         //      c1+=c2;
48         q += c1;
49         //      s3 = (__int128) x1 * (__int128) y1;
50         q += x1 * y1;
51
52         __asm__ (
53             "movq  %1, %%rax;\n\t"           // rax = a
54             "addq  %2, %%rax;\n\t" // rdx:rax = a * b
55             "adcq  $0x0, %0;\n\t"
56             "addq  %3, %%rax;\n\t" // rdx:rax = a * b
57             "adcq  $0x0, %0;\n\t"
58             //      "movq  %%rax, %0;\n\t"//
59             //      s1 = rdx
60             : "+rm"(q)
61             : "rm" (s0), "rm"(s1), "rm"(s2)
62             : "%rax");

```

Listing 1.9: Multiplication between two 128-bit numbers

```

1 void crt_mult_sub_u192_with_reduction(const usfixn64 &a1,
2   const usfixn64 &a2,
3   const crt_u192_data &data, usfixn64 &s0, usfixn64 &s1)
4 {
5     usfixn64 t[4];
6     usfixn64 q[2];
7     __int128 r[2];
8
9     mult_u64_u64(a1, data.m2, t[0], t[1]);
10    mult_u64_u64(a2, data.m1, t[2], t[3]);
11
12    mult_u128_u128_hi128(t[0], t[1], data.p1_inv_m,
13      data.p1_inv_q, q[0]);
14    mult_u128_u128_hi128(t[2], t[3], data.p2_inv_m,
15      data.p2_inv_q, q[1]);
16    usfixn64 m0, m1;
17
18    __asm__ (
19        "movq  %2, %%rax;\n\t"           // rax = a
20        "mulq  %3;\n\t" // rdx:rax = a * b
21        "movq  %%rax, %0;\n\t" // s1 = rdx
22        "movq  %%rdx, %1;\n\t" // s1 = rdx
23        : "=rm" (m0), "=rm"(m1)
24        : "rm"(q[0]), "rm"(data.p1)
25        : "%rax", "%rdx");

```

```

24      m0 = U64_MASK - m0;
25      m1 = U64_MASK - m1;
26
27      __asm__ (
28          "addq %2, %0; \n\t"
29          "adcq %3, %1; \n\t"
30          "addq $0x1, %0; \n\t"
31          "adcq $0x0, %1; \n\t"
32          : "+rm" (t[0]), "+rm" (t[1])
33          : "rm" (m0), "rm" (m1)
34          : );
35
36      //////////////////////////////////
37
38      m0 = 0;
39      m1 = 0;
40
41      __asm__ (
42          "movq %2, %%rax;\n\t"           // rax = a
43          "mulq %3;\n\t" // rdx:rax = a * b
44          "movq %%rax, %0;\n\t" // s1 = rdx
45          "movq %%rdx, %1;\n\t" // s1 = rdx
46          : "=rm" (m0), "=rm" (m1)
47          : "rm" (q[1]), "rm" (data.p2)
48          : "%rax", "%rdx");
49
50      m0 = U64_MASK - m0;
51      m1 = U64_MASK - m1;
52
53      __asm__ (
54          "addq %2, %0; \n\t"
55          "adcq %3, %1; \n\t"
56          "addq $0x1, %0; \n\t"
57          "adcq $0x0, %1; \n\t"
58          : "+rm" (t[2]), "+rm" (t[3])
59          : "rm" (m0), "rm" (m1)
60          : );
61
62      //////////////////////////////////
63
64      if (t[0] >= data.p1)
65          t[0] -= data.p1;
66      if (t[2] >= data.p2)
67          t[2] -= data.p2;
68
69      //      r[0] = (__int128) t[0] ;//+ ((__int128) t
70          [1] << 64);
71      //      r[1] = (__int128) t[2] ;//+ ((__int128) t
          [3] << 64);

```

```

72     mult_u64_u64(t[0], data.p2, t[0], t[1]);
73     mult_u64_u64(t[2], data.p1, t[2], t[3]);
74
75     m0 = t[0];
76     m1 = t[1];
77     __asm__ (
78         "addq %2, %0; \n\t"
79         "adcq %3, %1; \n\t"
80         //                                     "addq $0x1
81         //                                     "adcq $0x0
82         //                                     , %1; \n\t"
83         : "+rm" (t[0]), "+rm" (t[1])
84         : "rm" (t[2]), "rm" (t[3])
85         : );
86     if ((t[1] > data.p1p2_q) || ((t[1] == data.p1p2_q)
87         && (t[0] > data.p1p2_m)))
88     {
89         m0 = U64_MASK - data.p1p2_m;
90         m1 = U64_MASK - data.p1p2_q;
91         __asm__ (
92             "addq %2, %0; \n\t"
93             "adcq %3, %1; \n\t"
94             "addq $0x1, %0; \n\t"
95             "adcq $0x0, %1; \n\t"
96             : "+rm" (t[0]), "+rm" (t[1])
97             : "rm" (m0), "rm" (m1)
98             : );
99     }
100     s0 = t[0];
101     s1 = t[1];
102 }

```

Listing 1.10: Chinese Remainder Algorithm

```

1 void __inline__ div_by_const_R(const usfixn64 x0_u64,
2     const usfixn64 x1_u64,
3     const usfixn64 r0, const usfixn64 r1, usfixn64 & q,
4     usfixn64 & m)
5 {
6     //     r_inv= (u128/r_in);
7     //     r1,r0=[r_inv/u64, r_inv%u64];
8     //     x1,x0=[x/u64, x%u64];
9     //     v0=x0*r0;
10    //     v1=x0*r1;
11    //     v2=x1*r0;
12
13    __int128 v0, v1, v2, q0;

```

```

12     usfixn64 x0 = x0_u64;
13     usfixn64 x1 = x1_u64;
14     v0 = 0;
15     v1 = 0;
16     v2 = 0;
17
18     v0 = (__int128) x0 * (__int128) r0;
19     v1 = (__int128) x0 * (__int128) r1;
20     v2 = (__int128) x1 * (__int128) r0;
21
22     v0 >>= 64;
23     v1 += (v0);
24     v2 += v1;
25     v2 >>= 64;
26
27     //      q0 = 0;
28     q0 = (__int128) x1 * (__int128) r1;
29     q0 += v2;
30
31     //      m0=x-(q0*r_in);
32     __int128 m0;
33     m0 = (__int128) (1L << 64);
34     m0 *= (__int128) x1;
35     m0 += (__int128) x0;
36
37     m0 = m0 - q0 * (__int128) (R);
38
39     if (m0 >= (__int128) (R))
40     {
41         printf("carry\n");
42         m0 -= (__int128) R;
43         q0 += 1;
44     }
45
46     m = (usfixn64) (m0 & U64_MASK);
47     q = (usfixn64) (q0 & (U64_MASK));
48
49     if ((q0 >> 64) > 0)
50     {
51         printf("WARNING: q >= u64!\n");
52     }
53 }

```

Listing 1.11: Computing the quotient and remainder of a machine word size number divided by a radix r

```

1 void lhc_by_R_u128(const usfixn64 x0, const usfixn64 x1,
2                   const usfixn64 & r0,
3                   const usfixn64 & r1, const usfixn64 & u64_mod_R_q,

```

```

3  const usfixn64 & u64_mod_R_m, usfixn64 & s0, usfixn64 & s1,
    usfixn64 & s2)
4  {
5      //def div_by_R_u128(x0,x1,x2=0,v=1):
6      //
7      //      usfixn64 x2 = 0;
8      usfixn64 qb, mb;
9      usfixn64 m0, q0;
10     usfixn64 m1, q1;
11     //      ### should be precomputed
12     //      [mb,qb]=div_by_const_R(u64);
13     //      div_by_const_R(0, 1, r0, r1, qb, mb);
14
15     qb = u64_mod_R_q;
16     mb = u64_mod_R_m;
17     //      [m0,q0]=div_by_const_R(x0);
18     div_by_const_R(x0, 0, r0, r1, q0, m0);
19
20     //      # q1=x1/R;
21     //      # m1=x1%R;
22     //      [m1,q1]=div_by_const_R(x1);
23
24     div_by_const_R(x1, 0, r0, r1, q1, m1);
25
26     __int128 l0, l1;
27     __int128 h0, h1;
28     __int128 c0, c1;
29
30     l0 = m0;
31     l1 = (__int128) m1 * (__int128) mb;
32     //      #l2=0;#x2*R0_u128;
33
34     h0 = (__int128) q0;
35     h1 = (__int128) q1 * (__int128) mb + (__int128) qb
        * (__int128) m1;
36     //      #h2=0;#x2*R1_u128;
37
38     c0 = 0;
39     c1 = (__int128) q1 * (__int128) qb;
40     //      #c2=0;#x2*R2_u128
41
42
43     usfixn64 lhc_l0h0c0[3] =
44     { l0, h0, c0 };
45     //      lhc_l0h0c0=[l0,h0,c0];
46
47     usfixn64 lhc_l1c1[3] =
48     { 0, 0, c1 };
49     usfixn64 lhc_l2c2[3] =
50     { 0, 0, 0 };

```

```

51     usfixn64 lhc_h1h2[3] =
52     { 0, 0, 0 };
53     usfixn64 lhc_ans[3] =
54     { 0, 0, 0 };
55
56     div_by_const_R(l1 & U64_MASK, l1 >> 64, r0, r1,
57                   lhc_l1c1[1], lhc_l1c1[0]);
58     div_by_const_R(h1 & U64_MASK, h1 >> 64, r0, r1,
59                   lhc_h1h2[2], lhc_h1h2[1]);
60
61     //      lhc_ans=add_lhc(lhc_l0h0c0, lhc_l1c1)
62     //      lhc_ans=add_lhc(lhc_ans, lhc_l2c2)
63
64     add_lhc(lhc_l0h0c0, lhc_l1c1, lhc_ans);
65     add_lhc(lhc_ans, lhc_h1h2, lhc_ans);
66
67     //      printf("l=%lu, h=%lu, c=%lu\n", lhc_ans
68     //              [0], lhc_ans[1], lhc_ans[2]);
69
70     s0 = lhc_ans[0];
71     s1 = lhc_ans[1];
72     s2 = lhc_ans[2];
73 }

```

Listing 1.12: (l,h,c) Algorithm

```

1  inline sfixn MontMulModSpe_OPT3_AS_GENE_INLINE(sfixn a,
2  sfixn b, sfixn MY_PRIME, sfixn INV_PRIME){
3      asm("mulq %2\n\t"
4      "movq %%rax,%%rsi\n\t"
5      "movq %%rdx,%%rdi\n\t"
6      "imulq %3,%%rax\n\t"
7      "mulq %4\n\t"
8      "add %%rsi,%%rax\n\t"
9      "adc %%rdi,%%rdx\n\t"
10     "subq %4,%%rdx\n\t"
11     "mov %%rdx,%%rax\n\t"
12     "sar $63,%%rax\n\t"
13     "andq %4,%%rax\n\t"
14     "addq %%rax,%%rdx\n\t"
15     : "=d" (a)
16     : "a"(a), "rm"(b), "b"((sfixn) INV_PRIME), "c"((sfixn)
17     MY_PRIME)
18     : "rsi", "rdi");
19     return a;
20 }

```

Listing 1.13: Montgomery multiplication for 64-bit numbers