

SSCNets – A Selective Sobel Convolution-based Technique to Enhance the Robustness of Deep Neural Networks against Security Attacks

Hammad Tariq*, Hassan Ali*, Muhammad Abdullah Hanif†, Faiq Khalid†, Semeen Rehman†, Rehan Ahmed* and Muhammad Shafique†

* National University of Science and Technology, Islamabad, Pakistan

† Vienna University of Technology (TU Wien), Vienna, Austria

{hali.msee17seecs, htariq.msee17seecs, rehan.ahmed}@seecs.edu.pk, {muhammad.hanif, faiq.khalid, seemeen.rehman, muhammad.shafique}@tuwien.ac.at

Abstract — Recent studies have shown that slight perturbations in the input data can significantly affect the robustness of Deep Neural Networks (DNNs), leading to misclassification and confidence reduction. In this paper, we introduce a novel technique based on the Selective Sobel Convolution (SSC) operation in the training loop, that increases the robustness of a given DNN by allowing it to learn important edges in the input in a controlled fashion. This is achieved by introducing a trainable parameter, which acts as a threshold for eliminating the weaker edges. We validate our technique against the attacks of Cleverhans library on Convolutional DNNs against adversarial attacks. Our experimental results on the MNIST and CIFAR10 datasets illustrate that this controlled learning considerably increases the accuracy of the DNNs by 1.53% even when subjected to adversarial attacks.

I. INTRODUCTION

Deep Neural Networks (DNNs) are now being seen as a general solution to the problems requiring analysis and understanding of enormous datasets, i.e., autonomous vehicles, medical care, management problems [16], etc. However, DNNs have been found to be vulnerable to the specially-crafted inputs, known as *adversarial inputs* that fool their originally intended functionality. Recent studies [8] prove the existence of such adversarial examples in real world.

Several defense mechanisms against the adversarial attacks, like adversarial training [9] [12] and DNN masking [13] [17], have been proposed. In doing so, either the DNN structure is changed, or it is trained against the known adversarial vulnerabilities, *which limits their defense scope to known vulnerabilities*. Moreover, several counter-attacks have proposed to neutralize these defense mechanisms [5] [15] [1]. **Therefore, a more flexible and comprehensive defense strategy is required that can reduce the imperceptibility to make it detectable.**

A. Motivational Analysis

Increasing the robustness of the DNNs using filtered inputs has emerged as one of the prime solutions to address the adversarial examples [11] [12]. Such techniques have been shown to be easily countered by introducing the noise in the input image that passes unfiltered through the filtering process [1]. Keeping in view the limitations of these existing static noise filters, **we present a dynamic filter in the form of a convolutional layer that feeds controlled inputs to the DNN.** The minimal adversarial perturbation introduced by the JSMA attack for a

simply trained CNN and a CNN trained on controlled inputs is shown in Fig. 1.




Fig. 1: Comparison of the perturbations for the DNN trained in an uncontrolled environment (above) vs. the same DNN trained in a controlled environment (below).

It can be observed that the adversarial example generated for the CNN trained on controlled inputs is more perceptible than that for the conventional CNN.

B. Associated Research Challenges

1. How to reduce the imperceptibility of the adversarial examples?
2. How to perform Controlled Training, i.e., forcing the DNN to intelligently concentrate on some parts of the input and ignore others.

C. Novel Contribution

To address the above-mentioned research challenges, we propose to leverage the Selective Sobel Convolution (SSC) technique to enhance the robustness of a DNN against the adversarial attacks. In summary, we make the following novel contributions in this paper:

- 1) **SSCNets (III):** We propose to integrate a sobel convolution-based trainable layer at the input of the DNN, and jointly learn a defense strategy.

II. STATE-OF-THE-ART DEFENSES AGAINST ADVERSARIAL ATTACKS

In this section, we provide a brief explanation of the adversarial examples and the state-of-the-art defense mechanisms.

A. Adversarial Examples:

Adversarial examples are usually small and invisible perturbation in the input from adversary to manipulate the ML-based classification to perform the targeted or un-targeted attacks on a DNN. The imperceptibility and strength of these attack are high dependent on their optimization function,

therefore, based on their attack strategies. These approaches can be categorized as follows:

1) Gradient-Based Attacks

These attacks generate the adversarial noise based on the gradient of the loss function with respect to the corresponding parts of the input images/samples. Some of the most commonly used gradient-based attacks are Fast Gradient Sign Method (FGSM) [2], Jacobian Saliency Map Attack (JSMA) [3], Basic Iterative Method (BIM) [4], Carlini-Wagner Attacks (CW) [5] and DeepFool [6]. FGSM works by finding the perturbations that maximize the cost function for a specific input. JSMA attacks work by adding perturbations to only those pixels in the input image which have a large saliency score. Bit-iterative Method continuously performs FGSM attack but clips the perturbation to reduce perceptibility. CW attacks proposed by Carlini and Wagner are the most powerful attacks to date with three modifications, utilizing L_0 , L_2 , ... L_n .

2) Decision Based Attacks

Unlike Gradient-based Attacks, Decision Based attacks do not require the calculation or estimation of gradients of loss. Instead, they utilize the class decision of the model in order to introduce the perturbation in the input image. Examples include Point-wise Attack [7] and Additive Gaussian Noise Attack [7].

3) Score Based Attacks

These attacks analyze the statistical or probabilistic behavior of the individual input fragrances to estimate the corresponding gradients with respect to loss function. Some of the commonly used attacks are Single-Pixel Attack [8] and Local Search Attack [8].

B. Defenses

Adversarial attacks are one of the major security vulnerabilities in ML-based application. Therefore, to improve and ensure the security of ML-based applications several defense strategies have been proposed based on the DNN masking [11] [14], gradient masking [10], training for known adversarial attacks [9] [12] and quantization of input of the DNNs [11] [14].

One of the most common approach is to train the DNNs for the adversarial attacks. For example, *adversarial learning* trains the DNN based on the known adversarial examples but it limits its scope to known adversarial attack. Similarly based on the similar concept, Adversarial Perturbation Elimination using GANs (APE-GAN) has been proposed. This technique considers each input sample as a potential adversarial example retrain the network to remove the imperceptible noises. However, by introducing relatively stronger adversarial noise at which APE-GAN is trained can break this defense mechanism.

Another approach is to either *mask the gradient or the whole DNN*, e.g., Defensive Distillation masks the gradient of the network, but it is only valid for gradient-based attacks and it can be compromised by empirically inferring the gradient by applying different loss functions [15]. To address this issue, several techniques have been proposed to mask the entire DNN to limits the leakage of empirical information. For the activation

function can be exploited to avoid small perturbations, i.e., Bounded Relu and Gaussian Data Augmentation (BReLU+GDA) [13].

Another approach for hardening the DNNs is based upon the quantization. Weilen Xu et al. proposed Feature Squeezing [17]. The main idea is to decrease the input space ultimately making the DNN robust to small perturbations in the input.

III. SELECTIVE SOBEL CONVOLUTION-BASED DEFENSE FOR DNN

In this section, we discuss our proposed methodology that leverages the Selective Sobel Convolution (SSC) technique to enhance the robustness of a DNN against the adversarial attacks. The proposed methodology, depicted in Fig. 2, consists of the following steps:

A. Composing the SSCNets

In this phase, we pick a DNN model and append its input with the Selective Sobel Convolutional (SSC) layer. We call this combined DNN as SSCNets. The role of SSC layer is two folds: first, it extracts all the edges in an input image using sobel mask. Second, it learns to eliminate the weaker edges found in the output of the Sobel convolution based on a tunable threshold, t_k . In doing so, only the important edges are fed into the subsequent DNN model. Therefore, providing the features in a controlled fashion to the DNN model. We formally explain the complete procedure in the following.

1. Let us assume a color image scenario in which the input image has 3 layers, denoted as,

$$\mathbf{x} = [x^{(0)}, x^{(1)}, x^{(2)}] \quad (1)$$

Here $x^{(k)}$ denotes the k^{th} layer of the input \mathbf{x} .

2. We define the sobel mask as follows,

$$\mathbf{s} = [s^{(0)}, s^{(1)}, s^{(2)}] \quad (2)$$

Here $s^{(k)}$ denotes the k^{th} layer of the sobel mask. Also, in our case, $s^{(0)} = s^{(1)} = s^{(2)}$

3. The Sobel Convolutional (SC) mask is applied over the input \mathbf{x} ,

$$\mathbf{e} = \mathbf{x} * \mathbf{s} \quad (3)$$

Here, \mathbf{e} is the image with ‘‘Sobel Edges’’. Also note that \mathbf{e} is the 2-D gray-scale image.

4. A tunable threshold t_k is defined, which is updated on each iteration during the training phase to eliminate the weaker edges from the input image.

$$\epsilon_{l,k} = \frac{1}{1 + e^{-5 \times (e_{l,k} - t_k)}} \times e_{l,k} \quad (4)$$

here, l and k are the indices of the pixel in \mathbf{e} , ϵ is strong-edge image and t_k is the tunable threshold.

5. We get a saturated strong-edge image ϵ , which is then multiplied with \mathbf{e} to get the exact strength of the strong edges in the original input image. The output is then multiplied with the input image to retain the color information.

$$\sigma = M(\epsilon, \mathbf{e}) \quad (5)$$

$$\mathbf{y} = M(\mathbf{x}, \sigma) \quad (6)$$

Here the function, $M(\mathbf{a}, \mathbf{b})$ denotes the bit-wise multiplication operation between \mathbf{a} and \mathbf{b} .

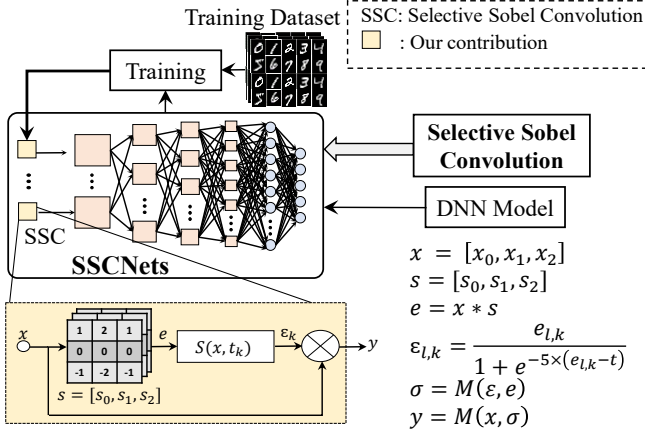


Fig. 2 Proposed Methodology to design SSCNets.

B. Training the Selective Sobel Convolution Layer

In the SSCNets training phase, the threshold t_k is updated, along with the other common DNN parameters, based on the loss function (we assume mean square error function for mathematical calculations and derivations) as defined below:

$$\text{cost} = \frac{1}{2} \times \sum (\mathbf{v} - \mathbf{v}_{acc})^2 \quad (7)$$

where, \mathbf{v} denotes the output probability vector of the input image and \mathbf{v}_{acc} denotes the vector containing actual accurate probabilities.

To minimize the above loss function, we find the gradient of cost with respect to the thresholds and update the values of the thresholds as:

$$t_{new} = t_{old} - \eta \frac{\partial (\text{cost})}{\partial t_{old}} \quad (8)$$

Let \mathbf{x} denote the input image and \mathbf{y} denote the corresponding output image of SSC layer, then by chain rule:

$$\frac{\partial (\text{cost})}{\partial t_{k,old}} = \frac{\partial (\text{cost})}{\partial \mathbf{y}} \times \frac{\partial (\mathbf{y})}{\partial t_{k,old}} \quad (9)$$

To calculate $\frac{\partial (\mathbf{y})}{\partial t_{k,old}}$, we proceed as follows:

$$\frac{\partial (\mathbf{y})}{\partial t_{old}} = \frac{\partial (\mathbf{y})}{\partial \sigma} \times \frac{\partial (\sigma)}{\partial \epsilon} \times \frac{\partial (\epsilon)}{\partial t_{old}} \quad (10)$$

$$\frac{\partial (\mathbf{y})}{\partial t_{old}} = \left(\sum_{a \text{ in } x} x_a \right) \times \left(\sum_{b \text{ in } e} e_b \right) \times \left(\sum_{c \text{ in } \epsilon} (-5)(\epsilon_c)(1 - \epsilon_c) \right) \quad (11)$$

Here, x_a , e_b and ϵ_c denote one pixel instances of \mathbf{x} , \mathbf{e} and ϵ , respectively. The other term in equation (9) can be calculated using the following equation:

$$\frac{\partial (\text{cost})}{\partial y_k} = \sum_{all \ n} w_{nk} \delta_n = \Delta_k \quad (12)$$

Here, y_k is the one pixel instance of \mathbf{y} and δ_k denotes the sensitivity of y_k for all the variables in the first convolutional layer of the DNN defined by the back propagation. Plugging in Equation 12 in Equation 9, it becomes:

$$\frac{\partial (\text{cost})}{\partial t_{k,old}} = \left(\sum_{all \ k \text{ in } y} \Delta_k \right) \times \left(\sum_{a \text{ in } x} x_a \right) \times \left(\sum_{b \text{ in } e} e_b \right) \times \left(\sum_{c \text{ in } \epsilon} (-5)(\epsilon_c)(1 - \epsilon_c) \right) \quad (13)$$

Putting Equation 13 in Equation 8, we get the update equation for t_k as:

$$t_{k,new} = t_{k,old} - \eta \times \left(\sum_{k \text{ in } y} \Delta_k \right) \times \left(\sum_{a \text{ in } x} x_a \right) \times \left(\sum_{b \text{ in } e} e_b \right) \times \left(\sum_{c \text{ in } \epsilon} (-5)(\epsilon_c)(1 - \epsilon_c) \right) \quad (14)$$

IV. EXPERIMENTAL RESULTS

To show the advantages of the SSCNets, we integrated the SSC layer into the commonly-used CNN baseline structure from the open-source *Cleverhans* library, and performed extensive analysis. The description of our Experimental Setup is as follows (see Fig. 4):

- **CNN:** We use the CNN structure from the *Cleverhans* library, i.e., Conv2D(64, 8x8) - Conv2D(128, 6x6) - Conv2D(128, 5x5) - Dense(10) - Softmax().
- **Dataset:** We trained and tested the above CNN structure for MNIST and CIFAR10 with experimental parameters given in Table 1.

Table 1: Experimental parameters for CNN training and testing

Parameters	Value
No. of epochs	6 -10
Number of Images in Test Dataset	10000
Batch Size	128
Learning Rate	0.001

Adversarial Attack: We evaluate our model for the state-of-the-art adversarial attacks like FGSM, JSMA, and CW-L2.

Threat Model:

- White box*, where the adversary knows about the defensive layers and all the system parameters and structure, but is not authorized to change these parameters.

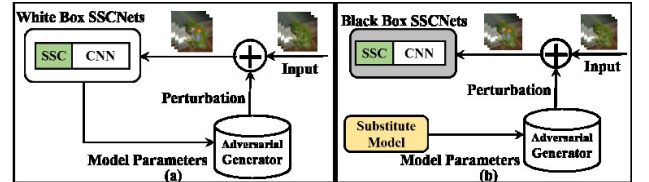


Figure 3 Black Box and White Box Threat Models

- Black box*, where the adversary does not know about our defensive layers or network parameters and structure.

In both cases, we do not allow the adversary to effect the training of SSCNet. Further, the adversary is assumed to have the complete control over the inputs in both cases.

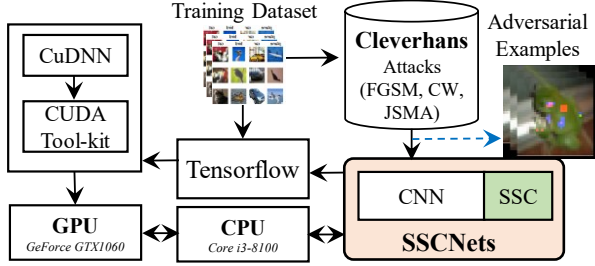


Figure 4 Experimental analysis of SSCNets against multiple attacks from Cleverhans for MNIST and CIFAR10 dataset.

A. Experimental Analysis

This section provides the detailed analysis of the SSCNets against the implemented adversarial attacks.

1) Increased Perceptibility of Adversarial Examples

Adversarial examples are alarmingly indifferent to the human eye, compared to the legitimate examples [1] [2]. Figures 1 and 5 show the minimum perturbation required for the targeted misclassification of an image. As shown, Controlled Training of the DNNs tends to reduce this imperceptibility. *The reason for this reduced imperceptibility is the insensitivity of the DNN to both small and local perturbations.*

Further, in Figure 5, we observe that adversarial noise for the DNNs trained in a controlled environment tends to lie at the edges. This is justifiable, as the SSC layer tends to force the DNN to make decisions largely due to the (strong) edge information. Effectively, the SSC layer is reducing the adversarial openings of the DNNs, hence, reducing the adversary's freedom of choice.




Figure 5 Comparison of the adversarial examples for a DNN trained in an uncontrolled environment (left) vs. the same DNN trained in the controlled environment (right).

V. COMPARISON WITH STATE-OF-THE-ART DEFENSE MECHANISMS

To demonstrate the effectiveness of the proposed defense mechanism, in this section, we present a comparison with state-of-the-art defense mechanisms like Feature Squeezing and BRELU+GDA.

Fig. 6 reports the results of FGSM attacks against Feature Squeezing [11], BRELU [13] and SSCNets on the *MNIST* datasets. Adversarial Accuracy captures the accuracy of the respective DNN models on the adversarial examples. SSCNet seems to show a slight decrease in the clean accuracy (from 99.22% to 97.64%) of *MNIST* datasets. However, SSCNet

outperforms BRELU and Feature Squeezing for the white-box scenario.

Fig.7 reports the results of FGSM attack for the *CIFAR10* dataset. We observe a slight decrease in the clean accuracy (from 62.43% to 57.14%), however, SSCNets show promising results (from 8.87% to 34.34%. Feature Squeezing gives 21% while BRELU scores the highest accuracy of 35% for white-box FGSM threat model) against the white-box FGSM attacks on CIFAR10. The decreased clean accuracy is because of the controlled feeding of the inputs. The increase in the adversarial accuracy suggests that SSCNets are more robust to input changes. This is because the Selective Sobel Convolutional Layer eliminates the perturbations causing insignificant change in local edges.

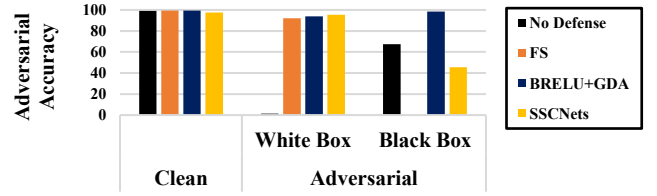


Figure 6 Accuracy on adversarial examples generated by FGSM for simple CNN vs. Controlled Training of SSCNets for the *MNIST* data set.

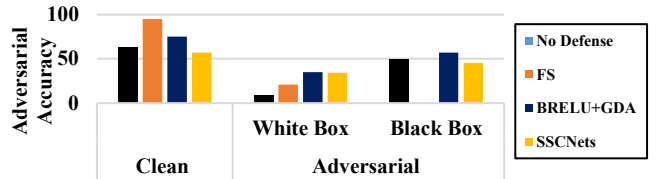


Figure 7 Accuracy on adversarial examples generated by FGSM for simple CNN vs. Controlled Training of SSCNets for the *CIFAR10* data set.

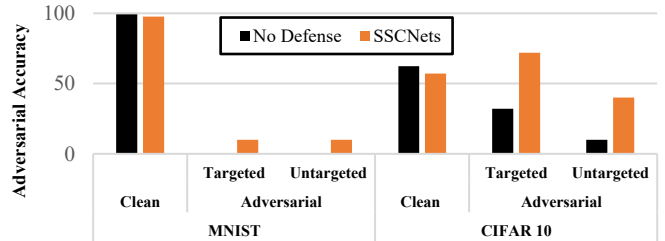


Figure 8 Comparison of the proposed strategies with the state-of-the-art defenses for (Targeted) *CW-L2* attacks for MNIST and CIFAR10. No. of source samples for targeted *CW-L2* attacks = 10, No. of iterations = 100.

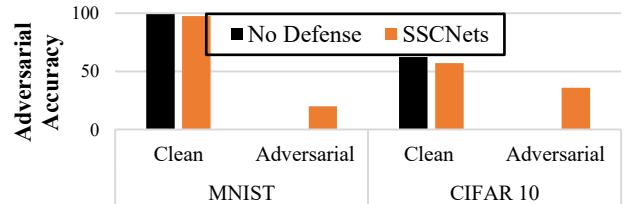


Figure 9 Comparison of the proposed strategies with the state-of-the-art defenses for (Targeted) *JSMA* attack for MNIST and CIFAR10. No. of source samples = 10, No. of iterations = 100.

Fig.8 reports the results of Targeted *CW-L2* attack on CIFAR10 and MNIST datasets. The inferior performance on MNIST is because CW perturbations in the inputs causes additional edge information. This corrupted information is strong enough in case of MNIST to pass through the SSC layer and corrupt the decision. The adversarial training of SSCNets can considerably improve the results. Here, we emphasize that the accuracy of SSCNet on CIFAR10 for CW attacks is quite impressive. It is due to the fact that the selective edges in case of CIFAR10 dataset are more significant than those introduced by the CW attack.

Selective Sobel Convolution (SSC) seems to have the worst performance against JSMA attacks for MNIST. The reason is obvious: the adversary tries to successfully attack and perturb the edges, however, as shown in Figure 5, the perceptibility of the attacks is increased. This is in fact a great success because the perturbation that is too visible so as to change the inherent features of the image is less likely, often impractical.

VI. CONCLUSION

In this paper, we proposed to integrate and learn a Selective Sobel Convolutional (SSC) inside a given DNN to increase its robustness against the adversarial attacks. It exploits the benefits of the controlled training to make the DNN robust against several state-of-the-art attacks. Although, it slightly reduces the clean accuracy of the DNN, it improves the overall robustness against small perturbations. It also reduces the imperceptibility of the adversarial examples generated by attacks, which is the main contribution of this methodology.

ACKNOWLEDGEMENT

This work is partly supported by the Erasmus+ Motility Program between Vienna University of Technology (TU Wien), Austria and National University and Technology Pakistan.

REFERENCES

- [1] Nicholas Carlini and David Wagner. MagNet and “Efficient Defenses Against Adversarial Attacks are Not Robust to Adversarial Examples.” URL <https://arxiv.org/abs/1711.08478>
- [2] Ian Goodfellow, Jonathon Shlens, and Christian Szegedy. “Explaining and Harnessing Adversarial Examples.” In International Conference on Learning Representations (ICLR), 2015.
- [3] Mahmood Sharif, Sruti Bhagavatula, Lujo Bauer, and Michael K. Reiter. “Accessorize to a crime: Real and stealthy attacks on state-of-the-art face recognition.” In Proc. ACM SIGSAC Conference on Computer and Communications Security, October 2016.
- [4] Alexey Kurakin, Ian J. Goodfellow, and Samy Bengio. “Adversarial examples in the physical world.” CoRR, abs/1607.02533, 2016. URL <http://arxiv.org/abs/1607.02533>.
- [5] Nicholas Carlini and David Wagner. “Towards evaluating the robustness of neural networks.” In IEEE Symposium on Security and Privacy, 2017.
- [6] Seyed-Mohsen Moosavi-Dezfooli, Alhussein Fawzi, and Pascal Frossard. “DeepFool: a simple and accurate method to fool deep neural networks.” In IEEE Conference on Computer Vision and Pattern Recognition (CVPR), 2016.
- [7] J. Rauber, W. Brendel, and M. Bethge, “Foolbox v0.8.0: A python toolbox to benchmark the robustness of machine learning models,” arXiv preprint arXiv:1707.04131, 2017. [Online]. Available: <http://arxiv.org/abs/1707.04131>
- [8] Narodytska, Nina and Kasiviswanathan, Shiva Prasad. “Simple black box adversarial perturbations for deep networks.” CoRR, abs/1612.06299, 2016. URL <http://arxiv.org/abs/1612.06299>.
- [9] Christian Szegedy, Wojciech Zaremba, Ilya Sutskever, Joan Bruna, Dumitru Erhan, Ian Goodfellow, and Rob Fergus. “Intriguing properties of neural networks. In International Conference on Learning Representations” (ICLR), 2014.
- [10] N. Papernot, P. McDaniel, X. Wu, S. Jha, and A. Swami. “Distillation as a defense to adversarial perturbations against deep neural networks.” In IEEE Symposium on Security and Privacy, 2016.
- [11] Weilin Xu, David Evans, and Yanjun Qi. “Feature squeezing: Detecting adversarial examples in deep neural networks.” CoRR, abs/1704.01155, 2017. URL <http://arxiv.org/abs/1704.01155>
- [12] S. Shen, G. Jin, K. Gao, and Y. Zhang. “APE-GAN: Adversarial Perturbation Elimination with GAN.” arXiv preprint arXiv:1707.05474, 2017.
- [13] V. Zantedeschi, M.-I. Nicolae, and A. Rawat. “Efficient defenses against adversarial attacks.” arXiv preprint arXiv:1707.06728, 2017.
- [14] Narodytska, Nina and Kasiviswanathan, Shiva Prasad. “Simple black box adversarial perturbations for deep networks.” CoRR, abs/1612.06299, 2016. URL <http://arxiv.org/abs/1612.06299>.
- [15] Nicholas Carlini and David Wagner. “Defensive distillation is not robust to adversarial examples.” CoRR, abs/1607.04311, 2016. URL <http://arxiv.org/abs/1607.04311>
- [16] Stilgoe, J., 2018. Machine learning, social learning and the governance of self-driving cars. Social studies of science, 48(1), pp.25-56.
- [17] Adnan Siraj Rakin, Jinfeng Yi, Boqing Gong, Delian Fang, “Defend Deep Neural Networks Against Adversarial Examples via Fixed and Dynamic Quantized Activation Functions”, URL <https://arxiv.org/pdf/1807.0671>